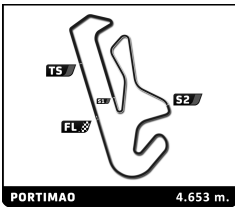


European Le Mans Series 4 Hours of Portimao Free Practice 2

Sector Analysis

Lap under Red Flag							Invalidated Lap		Personal Best		Session Best		B Crossing the pit lane		
Lap	D	Time	Sector 1	Sector 2	Sector 3	T. Spd	Elapsed	Lap	D	Time	Sector 1	Sector 2	Sector 3	T. Spd	Elapsed
3	DKR Engineering 1. Tom VAN ROMPUY 2. Sebastian ALVAREZ							Oreca 07 - Gibson LMP2 Pro/Am 3. Nathanael BERTHON							
1	3	3:15.750	2:05.472	34.300	35.978		3:15.750	51	2	1:35.475	29.529	30.995	34.951	290.3	1:45:15.415
2	3	1:36.261	30.538	30.912	34.811	285.0	4:52.011	52	2	1:36.941	29.616	32.438	34.887	291.1	1:46:52.356
3	3	1:35.053	29.803	30.750	34.500	288.0	6:27.064	53	2	1:35.328	29.570	31.030	34.728	290.3	1:48:27.684
4	3	1:34.545	29.479	30.532	34.534	289.5	8:01.609	54	2	1:40.429 B	29.645	30.380	40.404	288.0	1:50:08.113
5	3	1:36.599	29.811	30.976	35.812	288.8	9:38.208	55	2	3:31.029	2:25.763	30.657	34.609		1:53:39.142
6	3	1:35.102	29.750	30.655	34.697	288.8	11:13.310	56	2	1:35.796	29.836	31.168	34.792	287.2	1:55:14.938
7	3	1:36.110	29.623	31.621	34.866	290.3	12:49.420	57	2	1:35.883 30.145	30.944	34.794	288.8	1:56:50.821	
8	3	1:35.022	29.638	30.657	34.727	290.3	14:24.442	58	2	1:35.142	29.673	30.555	34.914	289.5	1:58:25.963
9	3	1:35.489	30.440	30.546	34.503	288.8	15:59.931	59	2	1:43.922 B	29.706	30.964	43.252	290.3	2:00:09.885
10	3	1:36.350	29.937	31.259	35.154	286.5	17:36.281	60	1	4:47.140	3:31.737	37.112	38.291		2:04:57.025
11	3	1:34.470	29.607	30.433	34.430	289.5	19:10.751	61	1	1:44.221	31.041	32.187	40.993	280.5	2:06:41.246
12	3	1:36.143	29.877	31.291	34.975	291.1	20:46.894	62	1	1:38.465	30.871	32.003	35.591	288.0	2:08:19.711
13	3	1:43.362 B	29.669	31.271	42.422	288.0	22:30.256	63	1	1:36.576	29.885	30.984	35.707	288.0	2:09:56.287
14	3	13:06.685	...	33.249	35.935		35:36.941	64	1	1:37.757	30.279	31.768	35.710	283.5	2:11:34.044
15	3	1:35.617	30.258	30.838	34.521	286.5	37:12.558	65	1	1:37.607 30.482	31.315	35.810	290.3	2:13:11.651	
16	3	1:34.037 29.324	29.324	30.167	34.546	289.5	38:46.595	66	1	1:36.471	29.735	31.478	35.258	291.1	2:14:48.122
17	3	1:34.282	29.258	30.126	34.898	288.8	40:20.877	67	1	1:44.027 29.980	32.283	41.764	291.1	2:16:32.149	
18	3	1:33.830	29.310	30.195	34.325	288.8	41:54.707	68	3	3:12.632	2:00.680	34.433	37.519		2:19:44.781
19	3	1:33.897	29.298	30.140	34.459	288.8	43:28.604	69	3	1:35.223 29.570	31.119	34.534	288.8	2:21:20.004	
20	3	1:36.130	29.698	30.472	35.960	288.8	45:04.734	70	3	1:34.042	29.539	30.149	34.354	290.3	2:22:54.046
21	3	1:33.856	29.301	30.111	34.444	288.8	46:38.590	71	3	1:34.688	29.210	30.933	34.545	290.3	2:24:28.734
22	3	1:40.393 B	29.299	30.250	40.844	290.3	48:18.983	72	3	1:33.844 29.398	30.165	34.281	289.5	2:26:02.578	
23	1	3:24.136	2:14.361	33.540	36.235		51:43.119	73	3	1:43.184 B	29.351	30.226	43.607	288.0	2:27:45.762
24	1	1:40.320	30.791	32.859	36.670	290.3	53:23.439	4 DKR Engineering 1. Alexander BUKHANTSOV 3. Pedro PERINO 2. James WINSLOW Duqueine M30 - D08 - Nissan LMP3							
25	1	1:37.402	30.235	31.832	35.335	290.3	55:00.841	1	3	3:13.406	1:59.833	34.978	38.595		3:13.406
26	1	1:38.271	30.093	32.021	36.157	291.1	56:39.112	2	3	1:44.046	32.773	33.940	37.333	264.1	4:57.452
27	1	1:37.306 30.667	31.427	35.212	285.7	58:16.418		3	3	1:40.434	31.488	32.460	36.486	268.0	6:37.886
28	1	1:36.707	30.073	31.555	35.079	289.5	59:53.125	4	3	1:39.497	31.151	31.885	36.461	270.0	8:17.383
29	1	1:36.528	30.081	31.277	35.170	290.3	1:01:29.653	5	3	1:39.835	31.424	32.095	36.316	268.7	9:57.218
30	1	1:37.094	30.741	31.350	35.003	290.3	1:03:06.747	6	3	1:41.533	31.918	32.177	37.438	274.8	11:38.751
31	1	1:37.751	31.476	31.272	35.003	291.1	1:04:44.498	7	3	1:48.449 B	31.291	32.348	44.810	271.4	13:27.200
32	1	1:37.204	30.100	31.653	35.451	290.3	1:06:21.702	8	3	3:47.380	2:35.405	34.525	37.450		17:14.580
33	1	1:35.954	29.853	31.157	34.944	289.5	1:07:57.656	9	3	1:41.345	32.220	32.713	36.412	267.3	18:55.925
34	1	1:43.068 B	29.836	32.234	40.998	291.1	1:09:40.724	10	3	1:38.655	30.984	31.678	35.993	269.3	20:34.580
35	2	3:11.685	2:05.097	31.543	35.045		1:12:52.409	11	3	1:39.785 31.116	31.955	36.714	269.3	22:14.365	
36	2	1:36.011 30.152	30.961	34.898	289.5	1:14:28.420		12	3	1:41.269	31.094	32.067	38.108	268.7	23:55.634
37	2	1:37.590	30.182	32.166	35.242	291.1	1:16:06.010	13	3	1:38.969	31.275	31.547	36.147	266.0	25:34.603
38	2	1:36.129	29.877	31.291	34.961	290.3	1:17:42.139	14	3	1:38.480 30.930	31.395	36.155	270.7	27:13.083	
39	2	1:36.672	29.881	30.950	35.841	291.1	1:19:18.811	15	3	1:50.505 31.141	34.535	44.829	271.4	29:03.588	
40	2	1:36.468	30.280	31.106	35.082	291.9	1:20:55.279	16	1	22:36.099	...	34.690	37.795		51:39.687
41	2	1:35.679	30.032	31.012	34.635	288.8	1:22:30.958	17	1	1:45.469	32.273	34.273	38.923	266.7	53:25.156
42	2	1:35.357	30.028	30.672	34.657	291.1	1:24:06.315	18	1	1:42.067	31.864	33.031	37.172	265.4	55:07.223
43	2	1:36.521	30.563	31.281	34.677	288.8	1:25:42.836	19	1	1:41.325 31.484	32.768	37.073	269.3	56:48.548	
44	2	1:35.220	29.922	30.776	34.522	291.1	1:27:18.056	20	1	1:41.082	31.539	32.622	36.921	270.0	58:29.630
45	2	1:35.303	30.013	30.712	34.578	291.1	1:28:53.359	21	1	1:41.011	31.721	32.522	36.768	272.0	1:00:10.641
46	2	1:36.168	29.978	31.518	34.672	286.5	1:30:29.527	22	1	1:41.622	31.889	32.554	37.179	272.0	1:01:52.263
47	2	1:34.864	29.736	30.488	34.640	289.5	1:32:04.391	23	1	1:41.104	31.723	32.577	36.804	267.3	1:03:33.367
48	2	1:41.459 B	29.700	30.627	41.132	291.9	1:33:45.850	24	1	1:41.831	32.037	32.357	37.437	269.3	1:05:15.198
49	2	8:19.259	7:13.516	31.029	34.714		1:42:05.109	25	1	1:40.926	31.715	32.394	36.817	269.3	1:06:56.124
50	2	1:34.831	29.602	30.589	34.640	290.3	1:43:39.940	26	1	1:40.922	31.626	32.375	36.921	270.0	1:08:37.046
								27	1	1:47.191 B	31.678	32.482	43.031	270.0	1:10:24.237





European Le Mans Series

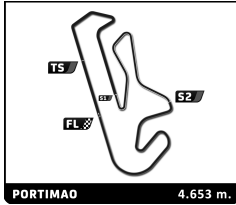
4 Hours of Portimao

Free Practice 2

Sector Analysis

Lap under Red Flag												Invalidated Lap	Personal Best	Session Best	B Crossing the pit lane
Lap	D	Time	Sector 1	Sector 2	Sector 3	T. Spd	Elapsed	Lap	D	Time	Sector 1	Sector 2	Sector 3	T. Spd	Elapsed
28	3	9:34.801	8:22.887	34.663	37.251		1:19:59.038	23	2	1:48.553 B	31.652	32.019	44.882	268.7	47:19.687
29	3	1:39.880	31.420	31.941	36.519	266.7	1:21:38.918	24	2	19:17.114	...	32.750	39.339		1:06:36.801
30	3	1:39.589	31.236	31.903	36.450	270.0	1:23:18.507	25	2	1:41.359	31.865	32.127	37.367	266.7	1:08:18.160
31	3	1:43.177	33.659	32.605	36.913	271.4	1:25:01.684	26	2	1:41.324	31.718	32.687	36.919	268.0	1:09:59.484
32	3	1:49.639 B	31.846	33.347	44.446	271.4	1:26:51.323	27	2	1:40.446	31.561	31.975	36.910	270.0	1:11:39.930
33	3	6:08.602	4:57.929	33.538	37.135		1:32:59.925	28	2	1:40.765	32.150	31.926	36.689	272.0	1:13:20.695
34	3	1:40.463	31.736	32.177	36.550	268.7	1:34:40.388	29	2	1:50.306 B	31.992	32.582	45.732	271.4	1:15:11.001
35	3	1:41.127	31.511	32.677	36.939	270.7	1:36:21.515	30	3	4:33.579	3:23.864	32.748	36.967		1:19:44.580
36	3	1:49.164 B	31.400	32.691	45.073	271.4	1:38:10.679	31	3	1:43.277	33.269	32.754	37.254	268.7	1:21:27.857
37	2	13:07.926	...	35.332	38.797		1:51:18.605	32	3	1:41.665	31.837	32.373	37.455	269.3	1:23:09.522
38	2	1:50.041	35.233	35.594	39.214	246.0	1:53:08.646	33	3	1:44.147	32.804	34.017	37.326	271.4	1:24:53.669
39	2	1:52.426	35.230	37.089	40.107	242.7	1:55:01.072	34	3	1:53.877 B	36.472	33.380	44.025	272.7	1:26:47.546
40	2	1:53.025	34.250	36.762	42.013	244.3	1:56:54.097	35	3	17:07.183	...	33.254	37.718		1:43:54.729
41	2	1:47.516	34.847	34.653	38.016	235.3	1:58:41.613	36	3	1:41.780	31.881	32.853	37.046	266.7	1:45:36.509
42	2	1:51.419 B	32.363	33.271	45.785	266.0	2:00:33.032	37	3	1:40.722	31.689	32.256	36.777	266.7	1:47:17.231
43	2	8:05.198	6:48.459	34.245	42.494		2:08:38.230	38	3	1:40.840	31.681	32.251	36.908	268.0	1:48:58.071
44	2	1:47.575	33.320	34.038	40.217	260.9	2:10:25.805	39	3	1:49.622 B	33.007	33.421	43.194	269.3	1:50:47.693
45	2	1:44.608	32.470	32.412	39.726	268.0	2:12:10.413	40	1	5:24.773	4:11.256	35.072	38.445		1:56:12.466
46	2	1:40.779	31.299	32.650	36.830	270.0	2:13:51.192	41	1	1:45.199	33.527	33.641	38.031	268.7	1:57:57.665
47	2	1:40.636	31.294	32.203	37.139	270.0	2:15:31.828	42	1	1:44.422	32.948	33.656	37.818	264.7	1:59:42.087
48	2	1:39.752	31.385	32.030	36.337	269.3	2:17:11.580	43	1	1:44.059	32.517	33.352	38.190	266.0	2:01:26.146
49	2	1:46.796 B	31.146	32.180	43.470	272.0	2:18:58.376	44	1	1:44.031	32.382	33.685	37.964	267.3	2:03:10.177
50	2	4:05.981	2:55.622	33.202	37.157		2:23:04.357	45	1	1:43.806	32.851	33.438	37.517	269.3	2:04:53.983
51	2	1:40.709	31.830	32.195	36.684	268.0	2:24:45.066	46	1	1:43.059	32.424	32.995	37.640	268.0	2:06:37.042
52	2	1:45.081	35.455	32.732	36.894	269.3	2:26:30.147	47	1	1:44.376	32.837	33.201	38.338	268.7	2:08:21.418
53	2	1:42.334	33.136	32.423	36.775	268.7	2:28:12.481	48	1	1:42.578	32.185	33.119	37.274	268.0	2:10:03.996
54	2	1:40.094	31.471	32.033	36.590	270.7	2:29:52.575	49	1	1:41.987	32.124	32.693	37.170	267.3	2:11:45.983
55	2	1:39.798	31.289	32.013	36.496	270.7	2:31:32.373	50	1	1:42.369	31.995	32.816	37.558	269.3	2:13:28.352
5 RLR M Sport Ligier JS P320 - Nissan															
1. James DAYSON 3. Jack MANCHESTER LMP3															
2. Valdemar ERIKSEN															
1	1	3:40.576	2:04.941	46.868	48.767		3:40.576	7 Nielsen Racing Ligier JS P320 - Nissan							
2	1	2:08.527	40.322	42.582	45.623	215.6	5:49.103	1. Anthony WELLS LMP3							
3	1	1:59.586	39.293	38.972	41.321	230.8	7:48.689	2. Ryan HARPER-ELLAM							
4	1	1:54.464	34.940	37.390	42.134	260.2	9:43.153	1	2	2:18.602	1:02.174	37.042	39.386		2:18.602
5	1	1:58.978	37.750	38.507	42.721	246.0	11:42.131	2	2	1:43.395	32.942	33.099	37.354	266.7	4:01.997
6	1	1:47.786	34.639	34.389	38.758	261.5	13:29.917	3	2	1:40.117	31.749	31.685	36.683	267.3	5:42.114
7	1	1:47.687	32.984	36.406	38.297	266.7	15:17.604	4	2	1:38.886	31.255	31.661	35.970	273.4	7:21.000
8	1	1:43.424	32.658	33.294	37.472	266.7	17:01.028	5	2	1:38.536	31.041	31.424	36.071	272.7	8:59.536
9	1	1:43.053	32.393	33.462	37.198	266.7	18:44.081	6	2	1:38.580	31.144	31.265	36.171	272.7	10:38.116
10	1	1:48.370	32.984	35.862	39.524	267.3	20:32.451	7	2	1:43.138	31.284	33.448	38.406	276.2	12:21.254
11	1	1:53.515 B	34.658	33.668	45.189	266.7	22:25.966	8	2	1:42.778	31.239	31.718	39.821	272.7	14:04.032
12	3	3:36.351	2:26.126	32.894	37.331		26:02.317	9	2	1:47.544 B	31.122	31.541	44.881	274.1	15:51.576
13	3	1:42.432	31.731	32.546	38.155	269.3	27:44.749	10	1	4:59.999	3:48.152	34.185	37.662		20:51.575
14	3	1:42.235	32.214	32.981	37.040	264.7	29:26.984	11	1	1:42.911	32.262	33.453	37.196	269.3	22:34.486
15	3	1:59.794 B	32.061	32.692	55.041	269.3	31:26.778	12	1	1:41.506	31.915	32.476	37.115	271.4	24:15.992
16	2	3:49.050	2:38.942	32.957	37.151		35:15.828	13	1	1:42.152	31.921	32.971	37.260	272.0	25:58.144
17	2	1:48.172	33.920	35.056	39.196	267.3	37:04.000	14	1	1:41.689	32.415	32.357	36.917	273.4	27:39.833
18	2	1:40.325	31.577	32.001	36.747	269.3	38:44.325	15	1	1:41.649	31.778	32.429	37.442	271.4	29:21.482
19	2	1:43.807	31.736	32.074	39.997	269.3	40:28.132	16	1	1:49.143	32.581	32.533	44.029	261.5	31:10.625
20	2	1:42.560	31.922	32.630	38.008	270.0	42:10.692	17	1	3:07.521	1:13.692	1:02.718	51.111	80.0	34:18.146
21	2	1:40.304	31.765	31.863	36.676	268.7	43:50.996	18	1	1:44.388	33.257	32.654	38.477	270.0	36:02.534
22	2	1:40.138	31.559	31.709	36.870	270.0	45:31.134	19	1	1:41.846	32.345	32.525	36.976	257.8	37:44.380



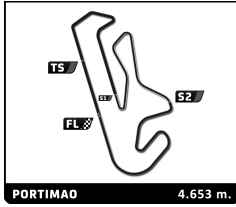


European Le Mans Series
4 Hours of Portimao
Free Practice 2

Sector Analysis

		Lap under Red Flag					Invalidated Lap		Personal Best		Session Best		B Crossing the pit lane			
Lap	D	Time	Sector 1	Sector 2	Sector 3	T. Spd	Elapsed	Lap	D	Time	Sector 1	Sector 2	Sector 3	T. Spd	Elapsed	
20	1	1:42.646	32.402	33.048	37.196	271.4	39:27.026	34	2	1:42.149	32.137	32.570	37.442	265.4	1:15:33.457	
21	1	1:42.514	31.766	32.733	38.015	270.0	41:09.540	35	2	1:41.864	32.006	32.559	37.299	268.7	1:17:15.321	
22	1	1:40.975	31.723	32.345	36.907	270.0	42:50.515	36	2	1:42.163	32.036	32.600	37.527	267.3	1:18:57.484	
23	1	1:40.834	31.787	32.305	36.742	272.0	44:31.349	37	2	1:42.587	32.074	33.204	37.309	267.3	1:20:40.071	
24	1	1:43.482	32.351	32.347	38.784	272.7	46:14.831	38	2	1:41.711	31.891	32.567	37.253	268.7	1:22:21.782	
25	1	1:41.287	31.907	32.481	36.899	270.0	47:56.118	39	2	1:41.957	31.904	32.748	37.305	270.0	1:24:03.739	
26	1	1:42.516	32.582	32.915	37.019	272.7	49:38.634	40	2	1:43.813	32.515	33.258	38.040	268.7	1:25:47.552	
27	1	1:40.600	31.640	32.178	36.782	272.0	51:19.234	41	2	1:42.447	31.999	32.565	37.883	268.0	1:27:29.999	
28	1	1:53.034 B	33.058	33.537	46.439	272.0	53:12.268	42	2	1:41.130	31.892	32.143	37.095	268.7	1:29:11.129	
29	2	11:02.597	9:53.284	32.398	36.915		1:04:14.865	43	2	1:43.796	31.943	33.110	38.743	268.7	1:30:54.925	
30	2	1:40.855	31.586	31.903	37.366	272.7	1:05:55.720	44	2	1:41.450	31.838	32.219	37.393	269.3	1:32:36.375	
31	2	1:41.244	32.020	32.115	37.109	272.0	1:07:36.964	45	2	1:40.953	31.797	32.117	37.039	267.3	1:34:17.328	
32	2	1:39.809	31.319	31.707	36.783	272.0	1:09:16.773	46	2	1:40.729	31.533	32.133	37.063	268.0	1:35:58.057	
33	2	1:40.406	31.680	32.079	36.647	272.7	1:10:57.179	47	2	1:41.523	31.928	32.368	37.227	266.7	1:37:39.580	
34	2	1:42.700	32.223	33.024	37.453	272.7	1:12:39.879	48	2	1:48.599 B	31.922	32.590	44.087	269.3	1:39:28.179	
35	2	1:40.929	31.825	32.155	36.949	272.7	1:14:20.808	49	3	24:20.127	...	35.163	38.737		2:03:48.306	
36	2	1:47.738 B	32.041	32.413	43.284	272.0	1:16:08.546	50	3	1:45.898	34.521	34.567	36.810	206.5	2:05:34.204	
8		Team Virage		Ligier JS P320 - Nissan												
		1. Michael JENSEN		3. Manuel ESPIRITO SANTO		LMP3										
		2. Nick ADCOCK														
1	3	3:28.505	2:15.452	35.202	37.851		3:28.505	51	3	1:40.087	31.692	31.958	36.437	265.4	2:07:14.291	
2	3	1:42.705	32.835	32.425	37.445	260.9	5:11.210	52	3	1:40.102	31.508	32.297	36.297	267.3	2:08:54.393	
3	3	1:39.413	31.293	31.905	36.215	266.0	6:50.623	53	3	1:40.171	31.785	31.942	36.444	264.7	2:10:34.564	
4	3	1:39.745	31.500	31.969	36.276	267.3	8:30.368	54	3	1:40.734	32.091	32.221	36.422	268.0	2:12:15.298	
5	3	1:38.534	31.009	31.436	36.089	268.0	10:08.902	55	3	1:40.207	31.449	32.014	36.744	268.7	2:13:55.505	
6	3	1:40.192	31.012	32.453	36.727	268.7	11:49.094	56	3	1:45.793 B	31.693	32.075	42.025	269.3	2:15:41.298	
7	3	1:45.173	31.744	32.905	40.524	269.3	13:34.267	11 Eurointernational							Ligier JS P320 - Nissan	
		1. Matthew Richard BELL														LMP3
		2. Adam ALI														
1	2	2:17.038	59.849	37.718	39.471		2:17.038	1	2	2:17.038	59.849	37.718	39.471		2:17.038	
2	2	1:42.201	32.518	32.621	37.062	260.9	3:59.239	2	2	1:42.201	32.518	32.621	37.062	260.9	3:59.239	
3	2	1:42.072	32.875	32.186	37.011	266.0	5:41.311	3	2	1:42.072	32.875	32.186	37.011	266.0	5:41.311	
4	2	1:42.609	32.468	32.252	36.889	269.3	7:23.920	4	2	1:42.609	32.468	32.252	36.889	269.3	7:23.920	
5	2	1:43.048	33.005	32.073	37.970	236.3	9:06.968	5	2	1:43.048	33.005	32.073	37.970	236.3	9:06.968	
6	2	1:39.812	30.908	31.309	35.830	267.3	27:25.792	6	2	1:39.812	30.908	31.309	35.830	267.3	27:25.792	
7	2	1:47.571 B	32.398	32.219	42.954	273.4	12:34.351	7	2	1:47.571 B	32.398	32.219	42.954	273.4	12:34.351	
8	1	3:21.522	2:10.913	33.310	37.299		15:55.873	8	1	3:21.522	2:10.913	33.310	37.299		15:55.873	
9	1	1:43.585	32.415	33.469	37.701	270.7	17:39.458	9	1	1:43.585	32.415	33.469	37.701	270.7	17:39.458	
10	1	1:41.704	31.837	33.048	36.819	267.3	19:21.162	10	1	1:41.704	31.837	33.048	36.819	267.3	19:21.162	
11	1	1:40.678	31.570	32.350	36.758	270.0	21:01.840	11	1	1:40.678	31.570	32.350	36.758	270.0	21:01.840	
12	1	1:41.794	32.383	32.308	37.103	270.0	22:43.634	12	1	1:41.794	32.383	32.308	37.103	270.0	22:43.634	
13	1	1:48.900 B	31.509	32.412	44.979	271.4	24:32.534	13	1	1:48.900 B	31.509	32.412	44.979	271.4	24:32.534	
12		WTM by Rinaldi Racing		Duqueine M30 - D08 - Nissan												
		1. Torsten KRATZ		3. Oscar TUNJO		LMP3										
		2. Leonard WEISS														
1	2	10:24.239	9:08.564	36.204	39.471		10:24.239	1	2	10:24.239	9:08.564	36.204	39.471		10:24.239	
2	2	1:43.167	33.397	32.955	36.815	266.0	12:07.406	2	2	1:43.167	33.397	32.955	36.815	266.0	12:07.406	
3	2	1:40.391	31.666	32.391	36.334	272.7	13:47.797	3	2	1:40.391	31.666	32.391	36.334	272.7	13:47.797	
4	2	1:39.792	31.352	32.080	36.360	273.4	15:27.589	4	2	1:39.792	31.352	32.080	36.360	273.4	15:27.589	
5	2	1:40.225	32.045	31.907	36.273	274.1	17:07.814	5	2	1:40.225	32.045	31.907	36.273	274.1	17:07.814	
6	2	1:39.175	31.183	31.765	36.227	272.7	18:46.989	6	2	1:39.175	31.183	31.765	36.227	272.7	18:46.989	
7	2	1:39.754	31.281	32.017	36.456	273.4	20:26.743	7	2	1:39.754	31.281	32.017	36.456	273.4	20:26.743	
8	2	1:46.301 B	31.418	31.968	42.915	271.4	22:13.044	8	2	1:46.301 B	31.418	31.968	42.915	271.4	22:13.044	
9	1	3:28.575	2:18.083	32.797	37.695		25:41.619	9	1	3:28.575	2:18.083	32.797	37.695		25:41.619	
10	1	1:40.661	31.840	32.138	36.683	269.3	27:22.280	10	1	1:40.661	31.840	32.138	36.683	269.3	27:22.280	
11	1	1:41.539	32.343	32.306	36.890	276.9	29:03.819	11	1	1:41.539	32.343	32.306	36.890	276.9	29:03.819	





European Le Mans Series
4 Hours of Portimao
Free Practice 2

Sector Analysis

Lap	D	Time	Sector 1	Sector 2	Sector 3	T. Spd	Elapsed	Lap	D	Time	Sector 1	Sector 2	Sector 3	T. Spd	Elapsed
12	1	1:42.526	31.529	33.554	37.443	274.8	30:46.345	31	1	1:43.010	32.136	33.409	37.465	267.3	1:21:03.187
13	1	3:06.074	50.562	1:01.230	1:14.282	271.4	33:52.419	32	1	1:43.929	32.416	32.965	38.548	269.3	1:22:47.116
14	1	1:50.518	41.239	32.390	36.889	190.5	35:42.937	33	1	1:50.213	32.374	36.496	41.343	267.3	1:24:37.329
15	1	1:41.513	32.243	32.403	36.867	274.8	37:24.450	34	1	1:53.742 B	32.426	32.824	48.492	265.4	1:26:31.071
16	1	1:47.004 B	31.570	32.199	43.235	275.5	39:11.454	35	1	7:30.965	6:14.581	35.965	40.419		1:34:02.036
17	3	3:27.137	2:18.017	32.498	36.622		42:38.591	36	1	1:43.881	32.763	33.193	37.925	263.4	1:35:45.917
18	3	1:40.977	32.103	32.255	36.619	274.8	44:19.568	37	1	1:41.736	32.316	32.488	36.932	268.7	1:37:27.653
19	3	1:40.181	31.157	32.303	36.721	274.8	45:59.749	38	1	1:41.705	32.203	32.625	36.877	270.0	1:39:09.358
20	3	1:39.654	31.409	31.655	36.590	273.4	47:39.403	39	1	1:41.080	31.757	32.279	37.044	269.3	1:40:50.438
21	3	1:43.120	31.304	33.063	38.753	274.1	49:22.523	40	1	1:41.679	31.909	32.433	37.337	270.7	1:42:32.117
22	3	1:39.507	31.106	31.959	36.442	274.8	51:02.030	41	1	1:48.549 B	32.286	32.501	43.762	267.3	1:44:20.666
23	3	1:45.517 B	31.104	31.700	42.713	275.5	52:47.547	42	2	4:33.266	3:22.583	32.682	38.001		1:48:53.932
24	3	6:54.808	5:41.820	34.883	38.105		59:42.355	43	2	1:40.985	31.763	32.407	36.815	269.3	1:50:34.917
25	3	1:40.152	31.220	31.751	37.181	273.4	1:01:22.507	44	2	1:43.426	31.545	33.180	38.701	269.3	1:52:18.343
26	3	1:38.989	31.105	31.548	36.336	276.2	1:03:01.496	45	2	1:40.427	31.611	32.136	36.680	267.3	1:53:58.770
27	3	1:39.435	31.075	31.633	36.727	277.6	1:04:40.931	46	2	1:39.778	31.452	31.876	36.450	271.4	1:55:38.548
28	3	1:43.372	31.747	32.679	38.946	280.5	1:06:24.303	47	2	1:40.639	31.541	32.144	36.954	270.7	1:57:19.187
29	3	1:39.150	31.045	31.675	36.430	277.6	1:08:03.453	48	2	1:40.925	32.150	32.211	36.564	268.0	1:59:00.112
30	3	1:38.602	30.964	31.527	36.111	277.6	1:09:42.055	49	2	1:39.771	31.358	31.813	36.600	269.3	2:00:39.883
31	3	1:49.761 B	32.303	32.387	45.071	279.8	1:11:31.816	50	2	1:43.366	31.170	35.208	36.988	272.0	2:02:23.249

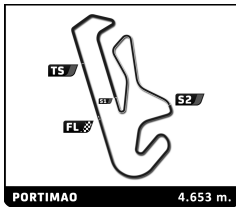
13	Inter Europol Competition		Ligier JS P320 - Nissan
	1. Miguel CRISTÓVÃO	3. Wyatt BRICHACEK	LMP3
	2. Kai ASKEY		

1	2	2:29.464	1:11.918	37.356	40.190		2:29.464
2	2	1:56.907 B	34.878	35.134	46.895	262.8	4:26.371
3	2	16:28.952	...	33.817	38.059		20:55.323
4	2	1:42.772	32.965	32.815	36.992	262.1	22:38.095
5	2	1:41.989	32.446	32.358	37.185	268.0	24:20.084
6	2	1:40.644	31.659	31.808	37.177	270.7	26:00.728
7	2	1:41.503	31.964	32.668	36.871	269.3	27:42.231
8	2	1:39.327	31.208	31.736	36.383	270.7	29:21.558
9	2	1:47.982 B	31.190	31.467	45.325	272.0	31:09.540
10	1	7:11.643	5:57.802	34.925	38.916		38:21.183
11	1	1:45.191	31.772	32.500	40.919	268.7	40:06.374
12	1	1:40.725	31.816	32.377	36.532	267.3	41:47.099
13	1	1:41.088	31.612	32.385	37.091	269.3	43:28.187
14	1	1:53.304	33.509	36.584	43.211	270.0	45:21.491
15	1	1:41.242	31.885	32.382	36.975	266.7	47:02.733
16	1	1:40.677	31.734	32.296	36.647	269.3	48:43.410
17	1	1:47.363	31.887	32.205	43.271	268.7	50:30.773
18	3	5:31.194	4:21.500	32.808	36.886		56:01.967
19	3	1:40.294	31.556	31.992	36.746	270.0	57:42.261
20	3	1:39.966	31.535	31.998	36.433	270.0	59:22.227
21	3	1:40.481	32.390	31.904	36.187	271.4	1:01:02.708
22	3	1:39.549	31.652	31.832	36.065	271.4	1:02:42.257
23	3	1:39.741	31.572	31.770	36.399	268.7	1:04:21.998
24	3	1:39.430	31.524	31.693	36.213	270.7	1:06:01.428
25	3	1:46.937 B	31.194	31.663	44.080	271.4	1:07:48.365
26	1	4:41.624	3:27.090	35.091	39.443		1:12:29.989
27	1	1:42.704	32.329	32.747	37.628	268.0	1:14:12.693
28	1	1:41.850	32.094	32.644	37.112	268.7	1:15:54.543
29	1	1:42.757	32.139	33.133	37.485	269.3	1:17:37.300
30	1	1:42.877	32.132	32.618	38.127	269.3	1:19:20.177

15	RLR M Sport		Ligier JS P320 - Nissan
	1. Horst FELBERMAYR	3. Mateusz KAPRZYK	LMP3
	2. Gael JULIEN		

1	1	2:26.714	1:07.936	38.379	40.399		2:26.714
2	1	1:46.640	33.970	33.642	39.028	259.0	4:13.354
3	1	1:44.386	32.555	34.188	37.643	264.7	5:57.740
4	1	1:45.920	33.211	33.567	38.542	267.3	7:43.060
5	1	1:42.894	32.382	32.946	37.566	268.7	9:25.954
6	1	1:42.662	32.039	33.143	37.480	269.3	11:08.616
7	1	1:45.332	32.368	34.685	38.279	268.0	12:53.948
8	1	1:43.691	32.537	33.806	37.348	267.3	14:37.639
9	1	1:42.761	32.168	33.147	37.446	268.7	16:20.400
10	1	1:49.965 B	31.955	32.677	45.333	267.3	18:10.365
11	3	3:27.197	2:17.483	32.971	36.743		21:37.562
12	3	1:41.569	32.065	32.651	36.853	268.0	23:19.131
13	3	1:40.687	31.412	32.032	37.243	272.0	24:59.818
14	3	1:40.070	31.407	31.841	36.822	269.3	26:39.888
15	3	1:47.204 B	31.980	32.037	43.187	272.7	28:27.092



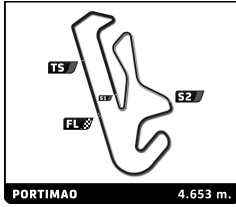


European Le Mans Series
4 Hours of Portimao
Free Practice 2

Sector Analysis

Lap under Red Flag											Invalidated Lap											Personal Best											Session Best											B Crossing the pit lane																																																																																																																																																			
Lap	D	Time	Sector 1	Sector 2	Sector 3	T. Spd	Elapsed	Lap	D	Time	Sector 1	Sector 2	Sector 3	T. Spd	Elapsed	Lap	D	Time	Sector 1	Sector 2	Sector 3	T. Spd	Elapsed	Lap	D	Time	Sector 1	Sector 2	Sector 3	T. Spd	Elapsed	Lap	D	Time	Sector 1	Sector 2	Sector 3	T. Spd	Elapsed																																																																																																																																																								
16	2	4:39.560	2:27.234	57.985	1:14.341		33:06.652	45	2	1:43.708	32.332	33.338	38.038	264.1	1:44:00.508	46	2	1:42.994	32.345	32.822	37.827	264.1	1:45:43.502	47	2	1:43.454	32.212	33.493	37.749	264.1	1:47:26.956	48	2	1:42.763	32.206	32.873	37.684	265.4	1:49:09.719	49	2	1:43.279	32.354	33.082	37.843	264.7	1:50:52.998	50	2	1:43.912	33.108	32.917	37.887	264.1	1:52:36.910	51	2	1:48.919 B	32.926	32.969	43.024	265.4	1:54:25.829	52	3	5:10.530	3:59.976	32.844	37.710		1:59:36.359	53	3	1:42.651	32.392	32.694	37.565	265.4	2:01:19.010	54	3	1:42.536	32.058	32.899	37.579	267.3	2:03:01.546	55	3	1:42.996	32.214	32.816	37.966	266.0	2:04:44.542	56	3	1:42.647	32.221	32.899	37.527	264.7	2:06:27.189	57	3	1:42.674	32.192	32.762	37.720	264.7	2:08:09.863	58	3	1:43.245	32.379	33.331	37.535	266.0	2:09:53.108	59	3	1:43.886	33.274	32.857	37.755	264.7	2:11:36.994	60	3	1:42.331	32.069	32.755	37.507	266.0	2:13:19.325	61	3	1:42.465	32.132	32.613	37.720	267.3	2:15:01.790	62	3	1:42.759	32.191	32.954	37.614	266.0	2:16:44.549	63	3	1:42.862	32.078	32.793	37.991	266.7	2:18:27.411	64	3	1:42.523	32.225	32.824	37.474	266.7	2:20:09.934	65	3	1:42.415	32.222	32.683	37.510	266.0	2:21:52.349	66	3	1:48.417 B	32.134	32.719	43.564	266.0	2:23:40.766	67	3	3:26.687 B	1:43.557	44.182	58.948		2:27:07.453
16 Proton Competition Porsche 911 RSR - 19 1. Ryan HARDWICK 3. Alessio PICARIELLO LMGT E 2. Zacharie ROBICHON																																																																																																																																																																																															
1	3	2:21.364	1:07.262	34.849	39.253		2:21.364	1	2	8:42.330	7:26.908	36.076	39.346		8:42.330	2	2	1:40.591	31.828	32.087	36.676	264.7	10:22.921	3	2	1:39.502	31.364	31.788	36.350	268.0	12:02.423	4	2	1:41.982	31.296	31.857	38.829	269.3	13:44.405	5	2	1:39.073	31.295	31.528	36.250	270.0	15:23.478	6	2	1:38.805	31.207	31.552	36.046	270.0	17:02.283	7	2	1:45.999 B	31.309	31.632	43.058	270.0	18:48.282	8	1	3:59.549	2:49.036	33.201	37.312		22:47.831	9	1	1:43.107	31.997	32.819	38.291	269.3	24:30.938	10	1	1:41.973	31.970	32.813	37.190	268.0	26:12.911	11	1	1:43.032	32.853	33.036	37.143	268.0	27:55.943	12	1	1:42.209	31.845	33.252	37.112	268.7	29:38.152	13	1	2:10.146 B	31.842	33.192	1:05.112	268.7	31:48.298	14	3	3:54.216	2:43.817	33.232	37.167		35:42.514	15	3	1:43.164	32.720	33.651	36.793	270.0	37:25.678	16	3	1:40.279	31.544	32.243	36.492	270.7	39:05.957	17	3	1:40.123	31.404	32.138	36.581	269.3	40:46.080	18	3	1:39.774	31.359	31.925	36.490	269.3	42:25.854	19	3	1:40.001	31.400	31.992	36.609	271.4	44:05.855	20	3	1:40.287	31.767	31.985	36.535	272.7	45:46.142	21	3	1:41.147	31.480	32.805	36.862	270.7	47:27.289	22	3	1:40.406	31.630	32.101	36.675	270.7	49:07.695	23	3	2:08.905 B	36.633	41.680	50.592	270.0	51:16.600
17 COOL Racing Ligier JS P320 - Nissan 1. Adrien CHILA 3. Alejandro GARCIA LMP3 2. Marcos SIEBERT																																																																																																																																																																																															
1	3	1:57.474	43.953	35.515	38.006		1:57.474	1	3	1:57.474	43.953	35.515	38.006		1:57.474																																																																																																																																																																																
19 Team Virage Oreca 07 - Gibson 1. Alexander MATTSCHULL 3. Tatiana CALDERON LMP2 Pro/Am 2. Ian RODRIGUEZ																																																																																																																																																																																															





European Le Mans Series
4 Hours of Portimao
Free Practice 2

Sector Analysis

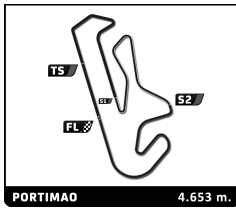
Lap under Red Flag Invalidated Lap Personal Best Session Best B Crossing the pit lane

Lap	D	Time	Sector 1	Sector 2	Sector 3	T. Spd	Elapsed	Lap	D	Time	Sector 1	Sector 2	Sector 3	T. Spd	Elapsed
47	2	1:35.007	29.786	30.571	34.650	289.5	1:27:30.353	29	1	1:40.721	31.501	32.331	36.889	285.0	53:43.655
48	2	1:35.057	29.757	30.500	34.800	290.3	1:29:05.410	30	1	1:40.996	31.277	32.488	37.231	285.0	55:24.651
49	2	1:36.349	30.145	30.954	35.250	290.3	1:30:41.759	31	1	1:39.471	31.003	31.779	36.689	286.5	57:04.122
50	2	1:41.300 B	29.899	31.140	40.261	288.8	1:32:23.059	32	1	1:43.946	31.893	31.985	40.068	285.0	58:48.068
51	1	10:18.287	9:00.345	38.609	39.333		1:42:41.346	33	1	1:44.212	34.032	33.893	36.288	288.0	1:00:32.281
52	1	1:40.757	32.083	32.701	35.973	279.8	1:44:22.103	34	1	1:38.527	31.061	31.617	35.849	288.8	1:02:10.808
53	1	1:37.326	30.488	31.303	35.535	283.5	1:45:59.429	35	1	1:37.938	30.687	31.519	35.732	286.5	1:03:48.746
54	1	1:38.059	31.172	31.306	35.581	286.5	1:47:37.488	36	1	1:40.878	30.791	32.480	37.607	287.2	1:05:29.624
55	1	1:36.964	30.095	31.422	35.447	285.0	1:49:14.452	37	1	1:38.295	30.880	31.423	35.992	287.2	1:07:07.919
56	1	1:38.508	30.337	32.048	36.123	287.2	1:50:52.960	38	1	1:48.572 B	30.532	32.122	45.918	288.0	1:08:56.491
57	1	1:40.670	30.631	32.233	37.806	282.7	1:52:33.630	39	1	4:22.096	3:03.506	38.031	40.559		1:13:18.587
58	1	1:41.731	30.523	32.710	38.498	286.5	1:54:15.361	40	1	1:43.335	33.388	32.878	37.069	278.4	1:15:01.922
59	1	1:39.130	30.876	32.021	36.233	286.5	1:55:54.491	41	1	1:38.273	31.097	31.621	35.555	285.7	1:16:40.195
60	1	1:39.406	30.494	32.445	36.467	285.7	1:57:33.897	42	1	1:37.733	30.263	31.269	36.201	287.2	1:18:17.928
61	1	1:38.187	30.488	32.134	35.565	282.7	1:59:12.084	43	1	1:38.591	30.875	32.133	35.583	277.6	1:19:56.519
62	1	1:39.402	30.231	32.357	36.814	287.2	2:00:51.486	44	1	1:37.012	30.450	31.172	35.390	285.0	1:21:33.531
63	1	1:42.912	32.885	33.701	36.326	277.6	2:02:34.398	45	1	1:36.343	30.168	30.940	35.235	287.2	1:23:09.874
64	1	1:39.069	31.331	31.887	35.851	288.0	2:04:13.467	46	1	1:40.468	31.681	31.248	37.539	291.1	1:24:50.342
65	1	1:37.554	30.309	31.589	35.656	285.7	2:05:51.021	47	1	1:36.269	30.112	30.841	35.316	289.5	1:26:26.611
66	1	1:37.820	30.265	31.822	35.633	286.5	2:07:28.841	48	1	1:37.344	30.078	30.913	36.353	288.8	1:28:03.955
67	1	1:37.406	30.310	31.474	35.622	285.7	2:09:06.247	49	1	1:36.126	30.177	30.976	34.973	285.0	1:29:40.081
68	1	1:53.864 B	33.785	35.900	44.179	285.0	2:11:00.111	50	1	1:35.631	29.924	30.726	34.981	288.8	1:31:15.712

21		United Autosports USA			Oreca 07 - Gibson		
		1. Daniel SCHNEIDER	3. Nelson PIQUET Jr	LMP2 Pro/Am			
		2. Andrew MEYRICK					
1	2	2:11.567	55.371	37.176	39.020	2:11.567	
2	2	1:40.739	32.635	32.541	35.563	279.1	3:52.306
3	2	1:36.797	30.431	31.443	34.923	285.0	5:29.103
4	2	1:35.460	29.993	30.816	34.651	291.1	7:04.563
5	2	1:35.331	29.910	30.666	34.755	291.1	8:39.894
6	2	1:34.741	29.669	30.633	34.439	290.3	10:14.635
7	2	1:34.271	29.511	30.396	34.364	291.1	11:48.906
8	2	1:43.359 B	30.640	31.539	41.180	291.1	13:32.265
9	2	2:59.833	1:53.886	30.932	35.015		16:32.098
10	2	1:35.214	29.975	30.704	34.535	289.5	18:07.312
11	2	1:35.431	29.556	31.066	34.809	291.1	19:42.743
12	2	1:34.982	29.665	30.629	34.688	290.3	21:17.725
13	2	1:34.883	29.736	30.476	34.671	290.3	22:52.608
14	2	1:37.076	29.844	31.205	36.027	291.1	24:29.684
15	2	1:35.843	30.431	30.652	34.760	291.1	26:05.527
16	2	1:37.499	30.592	30.920	35.987	290.3	27:43.026
17	2	1:36.674	30.428	31.009	35.237	291.1	29:19.700
18	2	1:34.668	29.675	30.545	34.448	291.9	30:54.368
19	2	3:07.663	51.958	1:01.342	1:14.363	291.1	34:02.031
20	2	1:41.077	34.612	31.087	35.378	237.9	35:43.108
21	2	1:36.850	30.403	31.583	34.864	292.7	37:19.958
22	2	1:34.999	29.658	30.610	34.731	291.1	38:54.957
23	2	1:34.689	29.417	30.580	34.692	291.1	40:29.646
24	2	1:36.260	30.040	31.406	34.814	292.7	42:05.906
25	2	1:41.395 B	29.629	30.857	40.909	290.3	43:47.301
26	1	4:51.792	3:37.126	36.143	38.523		48:39.093
27	1	1:41.579	31.786	32.654	37.139	285.0	50:20.672
28	1	1:42.262	31.892	33.156	37.214	286.5	52:02.934

22		United Autosports USA			Oreca 07 - Gibson		
		1. Marino SATO	3. Oliver JARVIS	LMP2			
		2. Philip HANSON					
1	2	2:00.301	45.941	36.723	37.637	2:00.301	
2	2	1:38.556	31.598	31.849	35.109	262.8	3:38.857
3	2	1:37.648	30.008	31.558	36.082	286.5	5:16.505
4	2	1:34.003	29.445	30.309	34.249	288.8	6:50.508
5	2	1:33.622	29.381	30.131	34.110	287.2	8:24.130
6	2	1:33.519	29.226	29.971	34.322	288.0	9:57.649
7	2	1:38.756	30.522	31.951	36.283	288.8	11:36.405
8	2	1:43.534 B	29.284	30.254	43.996	288.8	13:19.939
9	3	5:17.025	4:09.528	32.047	35.450		18:36.964
10	3	1:34.162	29.435	30.305	34.422	290.3	20:11.126





European Le Mans Series
4 Hours of Portimao
Free Practice 2

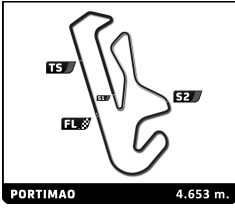
Sector Analysis

Lap	D	Time	Sector 1	Sector 2	Sector 3	T. Spd	Elapsed	Lap	D	Time	Sector 1	Sector 2	Sector 3	T. Spd	Elapsed
51	3	1:42.455 B	29.834	31.208	41.413	291.1	1:57:32.104	36	2	1:35.369	29.772	30.751	34.846	289.5	1:09:44.245
52	2	3:57.727	2:52.606	30.690	34.431		2:01:29.831	37	2	1:35.999	30.190	30.799	35.010	290.3	1:11:20.244
53	2	1:35.620	29.862	31.421	34.337	288.0	2:03:05.451	38	2	1:37.081	30.930	30.903	35.248	289.5	1:12:57.325
54	2	1:35.881	30.347	30.626	34.908	289.5	2:04:41.332	39	2	1:35.297	29.853	30.748	34.696	288.8	1:14:32.622
55	2	1:34.594	29.573	30.961	34.060	288.8	2:06:15.926	40	2	1:35.167	29.695	30.546	34.926	290.3	1:16:07.789
56	2	1:34.151	29.382	30.377	34.392	290.3	2:07:50.077	41	2	1:35.725	29.647	31.054	35.024	291.1	1:17:43.514
57	2	1:38.828 B	29.562	30.393	38.873	291.1	2:09:28.905	42	2	1:36.309	29.759	30.549	36.001	291.9	1:19:19.823
58	2	6:34.366	5:28.820	30.856	34.690		2:16:03.271	43	2	1:43.195 B	30.292	31.517	41.386	287.2	1:21:03.018
59	2	1:34.440	29.460	30.517	34.463	289.5	2:17:37.711	44	2	2:26.044	1:19.724	31.131	35.189		1:23:29.062
60	2	1:39.914 B	29.378	30.329	40.207	289.5	2:19:17.625	45	2	1:35.026	29.770	30.506	34.750	291.9	1:25:04.088
61	2	2:56.511	1:41.265	36.063	39.183		2:22:14.136	46	2	1:37.406	30.473	31.405	35.528	291.9	1:26:41.494
62	2	1:40.882	33.203	32.117	35.562	288.8	2:23:55.018	47	2	1:35.379	30.257	30.677	34.445	289.5	1:28:16.873
63	2	1:33.270	29.140	30.161	33.969	290.3	2:25:28.288	48	2	1:34.431	29.679	30.431	34.321	290.3	1:29:51.304
64	2	1:33.072	29.099	30.041	33.932	291.1	2:27:01.360	49	2	1:39.920 B	29.661	30.432	39.827	291.1	1:31:31.224
65	2	1:40.603 B	29.138	30.193	41.272	290.3	2:28:41.963	50	3	3:43.153 B	2:16.357	36.825	49.971		1:35:14.377

30		Duqueine Team		Oreca 07 - Gibson			
		1.Nicolas PINO		LMP2			
		2.René BINDER		3.Neel JANI			
1	3	2:15.579	58.822	37.808	38.949	2:15.579	
2	3	1:40.962	33.336	32.244	35.382	238.9	3:56.541
3	3	1:39.227	29.725	30.900	38.602	288.8	5:35.768
4	3	1:33.764	29.283	30.222	34.259	291.1	7:09.532
5	3	1:39.502	30.640	31.492	37.370	291.1	8:49.034
6	3	1:36.044	29.432	30.803	35.809	288.0	10:25.078
7	3	1:37.344	30.672	30.658	36.014	289.5	12:02.422
8	3	1:33.710	29.288	30.224	34.198	289.5	13:36.132
9	3	1:44.573 B	29.774	32.580	42.219	290.3	15:20.705
10	3	4:43.223	3:36.185	30.788	36.250		20:03.928
11	3	1:34.404	29.476	30.302	34.626	288.8	21:38.332
12	3	1:35.670	30.410	30.638	34.622	290.3	23:14.002
13	3	1:35.314	29.419	30.838	35.057	289.5	24:49.316
14	3	1:34.347	29.475	30.326	34.546	288.8	26:23.663
15	3	1:34.193	29.389	30.498	34.306	288.8	27:57.856
16	3	1:42.701 B	29.652	31.248	41.801	288.8	29:40.557
17	3	5:05.778	3:34.201	54.835	36.742		34:46.335
18	3	1:34.909	29.532	30.539	34.838	289.5	36:21.244
19	3	1:36.873	29.732	30.807	36.334	291.1	37:58.117
20	3	1:34.021	29.503	30.056	34.462	289.5	39:32.138
21	3	1:42.222 B	29.524	30.300	42.398	289.5	41:14.360
22	1	4:02.067	2:54.501	31.561	36.005		45:16.427
23	1	1:35.329	29.871	30.767	34.691	288.0	46:51.756
24	1	1:35.758	30.165	30.697	34.896	290.3	48:27.514
25	1	1:36.123	30.163	30.987	34.973	288.8	50:03.637
26	1	1:36.868	30.171	31.552	35.145	289.5	51:40.505
27	1	1:38.618	31.169	31.867	35.582	288.0	53:19.123
28	1	1:35.592	29.734	30.785	35.073	286.5	54:54.715
29	1	1:35.992	31.088	30.441	34.463	290.3	56:30.707
30	1	1:34.138	29.454	30.484	34.200	290.3	58:04.845
31	1	1:34.628	29.388	30.750	34.490	291.1	59:39.473
32	1	1:34.386	29.571	30.404	34.411	291.1	1:01:13.859
33	1	1:42.372 B	29.954	31.005	41.413	291.1	1:02:56.231
34	2	3:37.207	2:29.591	32.027	35.589		1:06:33.438
35	2	1:35.438	29.716	30.743	34.979	289.5	1:08:08.876

31		Racing Spirit of Leman		Ligier JS P320 - Nissan			
		1.Jacques WOLFF		LMP3			
		2.Jean-Ludovic FOUBERT		3.Antoine DOQUIN			
1	3	9:48.052	8:34.714	34.627	38.711	9:48.052	
2	3	1:43.634	33.198	33.458	36.978	260.2	11:31.686
3	3	1:41.516	31.567	32.268	37.681	267.3	13:13.202
4	3	1:43.436	32.027	31.960	39.449	267.3	14:56.638
5	3	1:39.449	31.266	31.915	36.268	269.3	16:36.087
6	3	1:39.113	31.156	31.638	36.319	269.3	18:15.200
7	3	1:38.582	31.076	31.468	36.038	270.0	19:53.782
8	3	1:38.561	31.202	31.387	35.972	270.7	21:32.343
9	3	1:45.737 B	31.376	31.680	42.681	270.7	23:18.080
10	1	3:33.875	2:21.513	34.201	38.161		26:51.955
11	1	1:44.434	32.623	33.649	38.162	267.3	28:36.389



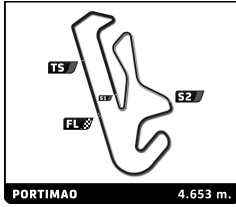


European Le Mans Series
4 Hours of Portimao
Free Practice 2
Sector Analysis

Lap under Red Flag Invalidated Lap Personal Best Session Best Crossing the pit lane

Lap	D	Time	Sector 1	Sector 2	Sector 3	T. Spd	Elapsed	Lap	D	Time	Sector 1	Sector 2	Sector 3	T. Spd	Elapsed
42	2	1:34.464	29.520	30.344	34.600	291.1	1:30:30.566	35	1	1:35.767	29.762	31.059	34.946	288.8	1:17:41.248
43	2	1:34.380	29.573	30.263	34.544	289.5	1:32:04.946	36	1	1:36.627	30.066	31.153	35.408	289.5	1:19:17.875
44	2	1:35.380	29.581	30.589	35.210	288.8	1:33:40.326	37	1	1:38.586	31.425	31.934	35.227	290.3	1:20:56.461
45	2	1:34.243	29.698	30.455	34.090	288.8	1:35:14.569	38	1	1:36.455	29.803	31.629	35.023	291.9	1:22:32.916
46	2	1:33.849	29.323	30.273	34.253	287.2	1:36:48.418	39	1	1:35.845	30.272	30.879	34.694	292.7	1:24:08.761
47	2	1:33.787	29.340	30.254	34.193	288.8	1:38:22.205	40	1	1:38.582	31.099	31.148	36.335	291.9	1:25:47.343
48	2	1:39.902 B	30.477	30.219	39.206	287.2	1:40:02.107	41	1	1:35.392	29.985	30.696	34.711	286.5	1:27:22.735
49	1	28:10.210	...	37.599	39.801		2:08:12.317	42	1	1:34.587	29.516	30.409	34.662	291.9	1:28:57.322
50	1	1:41.432	32.276	32.274	36.882	281.2	2:09:53.749	43	1	1:35.254	29.555	30.476	35.223	292.7	1:30:32.576
51	1	1:39.881	31.402	31.117	37.362	289.5	2:11:33.630	44	1	1:34.657	29.564	30.443	34.650	291.9	1:32:07.233
52	1	1:36.773	30.251	31.052	35.470	290.3	2:13:10.403	45	1	1:35.075	29.529	30.345	35.201	291.1	1:33:42.308
53	1	1:36.970	30.108	31.318	35.544	288.8	2:14:47.373	46	1	1:35.196	29.948	30.840	34.408	288.8	1:35:17.504
54	1	1:37.087	30.433	31.056	35.598	289.5	2:16:24.460	47	1	1:35.063	29.615	30.362	35.086	291.9	1:36:52.567
55	1	1:36.095	30.260	30.813	35.022	283.5	2:18:00.555	48	1	1:34.277	29.622	30.236	34.419	290.3	1:38:26.844
56	1	1:36.186	30.165	30.894	35.127	285.7	2:19:36.741	49	1	1:34.851	29.625	30.563	34.663	292.7	1:40:01.695
57	1	1:43.425 B	30.070	31.060	42.295	289.5	2:21:20.166	50	1	1:35.128	29.818	30.727	34.583	292.7	1:41:36.823
43 Inter Europol Competition Oreca 07 - Gibson LMP2 1. Rui ANDRADE 3. Jonathan ABERDEIN 2. Olli CALDWELL								51 1 1:35.870 30.390 30.703 34.777 293.5 1:43:12.693							
1 3 2:36.305 54.742 1:04.515 37.048 2:36.305								52 1 1:34.585 29.623 30.357 34.605 291.9 1:44:47.278							
2 3 1:40.504 30.395 32.559 37.550 284.2 4:16.809								53 1 1:34.554 29.457 30.347 34.750 291.1 1:46:21.832							
3 3 1:42.913 B 30.139 31.538 41.236 282.7 5:59.722								54 1 1:40.320 B 29.458 30.294 40.568 291.1 1:48:02.152							
4 3 3:34.293 2:25.172 33.188 35.933 9:34.015								55 2 2:56.297 1:49.361 31.704 35.232 1:50:58.449							
5 3 1:34.438 29.872 30.341 34.225 284.2 11:08.453								56 2 1:37.516 30.734 31.387 35.395 290.3 1:52:35.965							
6 3 1:33.289 29.250 30.057 33.982 287.2 12:41.742								57 2 1:36.989 30.291 31.017 35.681 289.5 1:54:12.954							
7 3 1:34.814 29.940 30.420 34.454 292.7 14:16.556								58 2 1:36.323 29.768 31.334 35.221 292.7 1:55:49.277							
8 3 1:40.828 B 29.445 30.954 40.429 289.5 15:57.384								59 2 1:35.933 30.003 30.858 35.072 291.1 1:57:25.210							
9 3 6:44.508 5:37.548 31.477 35.483 22:41.892								60 2 1:37.104 30.036 31.012 36.056 290.3 1:59:02.314							
10 3 1:36.701 29.833 31.433 35.435 289.5 24:18.593								61 2 1:36.771 30.307 31.013 35.451 285.0 2:00:39.085							
11 3 1:35.868 29.887 30.828 35.153 289.5 25:54.461								62 2 1:35.323 29.786 30.568 34.969 291.1 2:02:14.408							
12 3 1:34.514 29.608 30.228 34.678 288.0 27:28.975								63 2 1:35.263 29.746 30.659 34.858 293.5 2:03:49.671							
13 3 1:35.099 29.906 30.492 34.701 290.3 29:04.074								64 2 1:35.164 29.870 30.466 34.828 290.3 2:05:24.835							
14 3 1:36.375 29.633 32.012 34.730 290.3 30:40.449								65 2 1:35.961 29.696 31.247 35.018 292.7 2:07:00.796							
15 3 2:59.798 44.774 1:01.077 1:13.947 289.5 33:40.247								66 2 1:37.422 31.700 30.607 35.115 290.3 2:08:38.218							
16 3 2:00.745 B 48.607 31.313 40.825 80.4 35:40.992								67 2 1:36.382 30.195 31.068 35.119 291.9 2:10:14.600							
17 3 7:15.166 6:08.198 31.752 35.216 42:56.158								68 2 1:35.925 29.978 30.921 35.026 289.5 2:11:50.525							
18 3 1:35.341 29.471 30.359 35.511 288.8 44:31.499								69 2 1:37.571 29.994 31.234 36.343 291.1 2:13:28.096							
19 3 1:34.888 29.688 30.566 34.634 286.5 46:06.387								70 2 1:35.870 29.966 30.761 35.143 291.1 2:15:03.966							
20 3 1:35.428 29.870 30.652 34.906 288.8 47:41.815								71 2 1:43.224 B 30.018 31.076 42.130 291.9 2:16:47.190							
21 3 1:35.757 29.450 31.221 35.086 289.5 49:17.572								72 2 3:29.015 2:22.917 30.837 35.261 2:20:16.205							
22 3 1:34.352 29.718 30.363 34.271 289.5 50:51.924								73 2 1:35.787 30.413 30.501 34.873 290.3 2:21:51.992							
23 3 1:35.747 29.716 30.290 35.741 292.7 52:27.671								74 2 1:35.086 29.734 30.490 34.862 289.5 2:23:27.078							
24 3 1:34.229 29.447 30.383 34.399 287.2 54:01.900								75 2 1:35.567 29.704 30.616 35.247 291.1 2:25:02.645							
25 3 1:34.348 29.344 30.485 34.519 289.5 55:36.248								76 2 1:35.090 29.800 30.598 34.692 291.1 2:26:37.735							
26 3 1:33.969 29.362 30.253 34.354 291.9 57:10.217								77 2 1:34.896 29.717 30.452 34.727 289.5 2:28:12.631							
27 3 1:42.237 B 30.228 31.464 40.545 293.5 58:52.454								78 2 1:35.041 29.759 30.209 35.073 291.1 2:29:47.672							
28 3 5:40.407 4:25.020 37.139 38.248 1:04:32.861								79 2 1:35.121 29.714 30.428 34.979 291.1 2:31:22.793							
29 3 1:35.631 30.003 30.863 34.765 288.0 1:06:08.492								44 GMB Motorsport Aston Martin Vantage AMR 1. Jens MØLLER 3. Nicki THIMM LMGTE 2. Gustav BIRCH							
30 3 1:34.483 29.647 30.155 34.681 293.5 1:07:42.975								1 3 2:14.297 57.627 36.499 40.171 2:14.297							
31 3 1:34.281 29.655 30.153 34.473 287.2 1:09:17.256								2 3 1:42.585 32.826 32.443 37.316 260.9 3:56.882							
32 3 1:32.927 29.998 29.803 34.026 292.7 1:10:50.183								3 3 1:41.335 31.911 32.197 37.227 266.0 5:38.217							
33 3 1:40.740 B 29.834 30.841 40.065 292.7 1:12:30.923								4 3 1:48.193 B 32.289 32.387 43.517 265.4 7:26.410							
34 1 3:34.558 2:27.137 32.188 35.233 1:16:05.481								5 3 4:50.584 3:40.249 32.737 37.598 12:16.994							





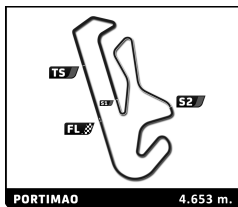
European Le Mans Series
4 Hours of Portimao
Free Practice 2

Sector Analysis

Lap under Red Flag Invalidated Lap Personal Best Session Best Crossing the pit lane

Lap	D	Time	Sector 1	Sector 2	Sector 3	T. Spd	Elapsed	Lap	D	Time	Sector 1	Sector 2	Sector 3	T. Spd	Elapsed
45	3	1:34.670	29.620	30.512	34.538	289.5	1:43:43.681	38	2	1:42.351	32.192	32.636	37.523	264.1	1:22:20.389
46	3	1:35.072	29.663	30.615	34.794	290.3	1:45:18.753	39	2	1:43.161	32.339	32.582	38.240	260.9	1:24:03.550
47	3	1:34.999	29.517	30.373	35.109	290.3	1:46:53.752	40	2	1:45.183	33.354	33.149	38.680	258.4	1:25:48.733
48	3	1:47.056 B	29.617	30.787	46.652	291.1	1:48:40.808	41	2	1:44.921	33.946	33.216	37.759	264.1	1:27:33.654
49	2	2:40.805	1:34.881	31.061	34.863		1:51:21.613	42	2	1:44.586	32.199	34.181	38.206	264.7	1:29:18.240
50	2	1:34.750	29.765	30.482	34.503	290.3	1:52:56.363	43	2	1:42.803	32.361	32.633	37.809	264.1	1:31:01.043
51	2	1:34.603	29.619	30.371	34.613	291.1	1:54:30.966	44	2	1:55.087 B	32.412	33.388	49.287	262.8	1:32:56.130
52	2	1:37.006	29.816	31.902	35.288	288.0	1:56:07.972	45	2	3:40.584	2:30.005	32.909	37.670		1:36:36.714
53	2	1:35.805	30.041	30.857	34.907	289.5	1:57:43.777	46	2	1:43.808	32.453	33.257	38.098	263.4	1:38:20.522
54	2	1:35.179	29.680	30.585	34.914	291.1	1:59:18.956	47	2	1:45.101	34.059	33.378	37.664	265.4	1:40:05.623
55	2	1:35.560	30.348	30.465	34.747	291.1	2:00:54.516	48	2	1:42.433	32.130	32.695	37.608	264.1	1:41:48.056
56	2	1:41.395 B	30.086	31.613	39.696	290.3	2:02:35.911	49	2	1:47.542	32.847	36.662	38.033	264.7	1:43:35.598
57	3	3:29.070 B	2:05.519	37.406	46.145		2:06:04.981	50	2	1:43.396	32.586	33.134	37.676	263.4	1:45:18.994
50 Formula Racing Ferrari 488 GTE Evo 1. Johnny LAURSEN 3. Nicklas NIELSEN 2. Conrad LAURSEN LMGT E								51 AF Corse Ferrari 488 GTE Evo 1. Kriton LENTOUDIS 3. Ulysse DE PAUW 2. Rui AGUAS LMGT E							
1	3	3:03.270	1:40.553	40.325	42.392		3:03.270	1	3	2:30.685	1:16.956	34.845	38.884		2:30.685
2	3	2:03.412 B	38.578	36.372	48.462	238.4	5:06.682	2	3	1:46.304	32.931	33.505	39.868	263.4	4:16.989
3	3	3:00.737	1:41.546	37.641	41.550		8:07.419	3	3	1:42.592	32.553	32.474	37.565	262.1	5:59.581
4	3	1:56.780 B	35.047	35.013	46.720	250.6	10:04.199	4	3	1:42.780	32.192	33.071	37.517	264.1	7:42.361
5	3	2:55.774	1:34.850	40.189	40.735		12:59.973	5	3	1:41.948	32.227	32.364	37.357	264.1	9:24.309
6	3	1:58.789 B	36.550	34.951	47.288	255.9	14:58.762	6	3	1:47.573 B	32.136	32.500	42.937	264.7	11:11.882
7	3	2:48.641	1:35.279	34.883	38.479		17:47.403	7	2	5:03.804	3:49.093	35.824	38.887		16:15.686
8	3	1:43.961	33.196	33.354	37.411	259.6	19:31.364	8	2	1:45.044	34.102	33.131	37.811	262.1	18:00.730
9	3	1:50.460	32.224	35.077	43.159	262.8	21:21.824	9	2	1:43.553	32.991	32.717	37.845	262.8	19:44.283
10	3	1:42.095	32.216	32.661	37.218	261.5	23:03.919	10	2	1:42.493	32.352	32.573	37.568	262.8	21:26.776
11	3	1:58.275	33.202	34.479	50.594	265.4	25:02.194	11	2	1:43.117	32.630	32.770	37.717	263.4	23:09.893
12	3	1:50.277 B	32.038	32.982	45.257	264.1	26:52.471	12	2	1:42.780	32.395	32.770	37.615	264.7	24:52.673
13	2	4:38.098	3:06.681	34.326	57.091		31:30.569	13	2	1:43.876	32.622	33.006	38.248	268.7	26:36.549
14	2	3:01.799	1:13.172	1:02.342	46.285	79.6	34:32.368	14	2	1:43.389	32.691	32.882	37.816	264.1	28:19.938
15	2	1:44.144	33.658	32.996	37.490	262.8	36:16.512	15	2	1:44.395	32.486	33.215	38.694	263.4	30:04.333
16	2	1:45.004	32.221	32.779	40.004	264.7	38:01.516								
17	2	1:42.447	32.255	32.468	37.724	264.7	39:43.963								
18	2	1:44.770	32.262	32.780	39.728	263.4	41:28.733								
19	2	1:50.335 B	32.289	34.383	43.663	264.7	43:19.068								
20	1	3:51.820	2:38.889	34.005	38.926		47:10.888								
21	1	1:46.076	33.123	33.918	39.035	262.8	48:56.964								
22	1	1:45.879	32.227	33.694	38.958	261.5	50:42.843								
23	1	1:45.313	33.374	33.418	38.521	260.9	52:28.156								
24	1	1:45.836	33.197	33.711	38.928	262.8	54:13.992								
25	1	1:55.872 B	33.794	33.647	48.431	262.8	56:09.864								
26	1	3:15.095	1:52.753	36.968	45.374		59:24.959								
27	1	1:45.346	33.486	33.687	38.173	262.8	1:01:10.305								
28	1	1:44.794	32.939	33.541	38.314	262.1	1:02:55.099								
29	1	1:45.002	32.100	33.589	38.313	260.9	1:04:40.101								
30	1	1:46.927	32.763	33.446	40.718	264.1	1:06:27.028								
31	1	1:44.455	32.851	33.205	38.399	261.5	1:08:11.483								
32	1	1:44.003	32.748	33.119	38.136	264.1	1:09:55.486								
33	1	1:44.052	32.713	33.163	38.176	264.1	1:11:39.538								
34	1	1:58.935 B	34.823	35.892	48.220	264.1	1:13:38.473								
35	2	3:32.866	2:21.583	33.324	37.959		1:17:11.339								
36	2	1:43.076	32.311	33.052	37.713	263.4	1:18:54.415								
37	2	1:43.623	33.043	32.807	37.773	262.8	1:20:38.038								





European Le Mans Series

4 Hours of Portimao

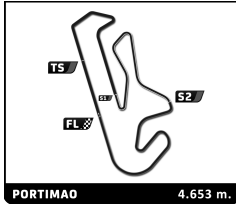
Free Practice 2

Sector Analysis

Lap under Red Flag Invalidated Lap ■ Personal Best ■ Session Best **B** Crossing the pit lane

Lap	D	Time	Sector 1	Sector 2	Sector 3	T. Spd	Elapsed	Lap	D	Time	Sector 1	Sector 2	Sector 3	T. Spd	Elapsed
16	2	2:33.662	32.919	46.626	1:14.117	263.4	32:37.995	69	3	2:04.549 B	36.950	39.117	48.482	253.5	2:30:38.644
17	2	2:27.325	1:12.431	37.013	37.881	79.6	35:05.320	55 Spirit of Race			Ferrari 488 GTE Evo				
18	2	1:42.358	32.311	32.608	37.439	264.7	36:47.678	1.Duncan CAMERON			3.Matthew GRIFFIN				
19	2	1:42.484	32.302	32.614	37.568	268.0	38:30.162	2.David PEREL			LMGTE				
20	2	1:42.828	32.393	32.640	37.795	264.7	40:12.990	1	3	2:37.442 B	1:12.624	37.244	47.574		2:37.442
21	2	1:49.788 B	32.373	32.766	44.649	264.7	42:02.778	2	3	2:41.817	1:28.472	34.333	39.012		5:19.259
22	3	3:04.510	1:52.761	33.586	38.163		45:07.288	3	3	1:42.907	32.645	32.658	37.604	255.3	7:02.166
23	3	1:43.827	32.589	32.883	38.355	264.1	46:51.115	4	3	1:43.354	32.820	32.955	37.579	259.6	8:45.520
24	3	1:45.631	33.398	34.220	38.013	264.7	48:36.746	5	3	1:42.830	32.673	32.534	37.623	261.5	10:28.350
25	3	1:42.970	32.502	32.728	37.740	262.1	50:19.716	6	3	1:42.663	32.306	32.730	37.627	265.4	12:11.013
26	3	1:43.203	32.488	32.888	37.827	264.7	52:02.919	7	3	1:42.276	32.266	32.545	37.465	263.4	13:53.289
27	3	1:51.214 B	32.980	33.217	45.017	264.1	53:54.133	8	3	1:42.472	32.333	32.536	37.603	264.1	15:35.761
28	3	3:26.828	2:15.712	33.137	37.979		57:20.961	9	3	1:42.447	32.328	32.509	37.610	261.5	17:18.208
29	3	1:42.844	32.459	32.689	37.696	265.4	59:03.805	10	3	1:50.057 B	32.287	33.040	44.730	263.4	19:08.265
30	3	1:42.497	32.213	32.668	37.616	266.0	1:00:46.302	11	1	3:54.467	2:41.441	34.057	38.969		23:02.732
31	3	1:43.097	32.661	32.526	37.910	266.7	1:02:29.399	12	1	1:48.441	35.030	34.451	38.960	261.5	24:51.173
32	3	1:42.755	32.468	32.569	37.718	263.4	1:04:12.154	13	1	1:47.711	35.645	33.601	38.465	262.8	26:38.884
33	3	1:48.906 B	32.312	32.494	44.100	266.7	1:06:01.060	14	1	1:46.104	34.116	33.293	38.695	266.0	28:24.988
34	1	3:39.769	2:24.874	35.010	39.885		1:09:40.829	15	1	1:45.785	33.155	33.859	38.771	263.4	30:10.773
35	1	1:50.053	35.990	34.482	39.581	260.2	1:11:30.882	16	1	2:41.448 B	33.330	52.334	1:15.784	262.8	32:52.221
36	1	1:48.451	33.771	34.642	40.038	260.2	1:13:19.333	17	1	3:54.478	2:34.209	38.380	41.889		36:46.699
37	1	1:47.995	34.496	34.291	39.208	263.4	1:15:07.328	18	1	1:51.171	36.771	34.597	39.803	260.2	38:37.870
38	1	1:46.562	33.202	33.987	39.373	263.4	1:16:53.890	19	1	1:46.931	33.309	34.698	38.924	263.4	40:24.801
39	1	1:46.563	33.263	34.147	39.153	264.1	1:18:40.453	20	1	1:48.997	32.972	37.223	38.802	262.1	42:13.798
40	1	1:47.918	33.927	34.528	39.463	262.1	1:20:28.371	21	1	1:44.484	32.757	33.473	38.254	264.1	43:58.282
41	1	1:48.290	34.221	34.323	39.746	262.8	1:22:16.661	22	1	1:46.096	33.809	33.772	38.515	263.4	45:44.378
42	1	1:46.935	33.651	33.881	39.403	262.1	1:24:03.596	23	1	1:44.717	32.814	33.428	38.475	262.1	47:29.095
43	1	1:51.823	35.242	36.838	39.743	261.5	1:25:55.419	24	1	1:44.409	32.769	33.260	38.380	264.1	49:13.504
44	1	1:48.372	33.891	34.053	40.428	262.8	1:27:43.791	25	1	1:53.623 B	35.055	34.385	44.183	263.4	51:07.127
45	1	1:55.037 B	33.551	34.997	46.489	264.7	1:29:38.828	26	2	3:24.373	2:13.765	32.757	37.851		54:31.500
46	1	1:46.655	...	41.397	44.722		1:41:25.483	27	2	1:42.595	32.265	32.584	37.746	266.7	56:14.095
47	1	1:49.906	35.137	34.493	40.276	257.1	1:43:15.389	28	2	1:46.546	32.299	32.810	41.437	266.0	58:00.641
48	1	1:45.431	32.684	33.595	39.152	264.7	1:45:00.820	29	2	1:43.873	32.633	33.450	37.790	262.8	59:44.514
49	1	1:58.805	33.482	44.656	40.667	262.8	1:46:59.625	30	2	1:43.143	32.727	32.561	37.855	259.0	1:01:27.657
50	1	1:46.047	33.273	33.593	39.181	262.8	1:48:45.672	31	2	1:44.548	33.368	33.114	38.066	255.3	1:03:12.205
51	1	1:46.333	33.518	33.774	39.041	264.1	1:50:32.005	32	2	1:43.860	32.934	33.164	37.762	252.9	1:04:56.065
52	1	1:46.400	33.163	34.106	39.131	264.1	1:52:18.405	33	2	1:42.970	32.584	32.528	37.858	265.4	1:06:39.035
53	1	1:46.055	33.646	33.665	38.744	262.1	1:54:04.460	34	2	1:49.425	32.886	33.394	43.145	265.4	1:08:28.460
54	1	1:44.842	32.944	33.616	38.282	265.4	1:55:49.302	35	2	1:42.637	32.231	32.500	37.906	265.4	1:10:11.097
55	1	1:45.485	33.162	33.542	38.781	266.0	1:57:34.787	36	2	1:42.796	32.316	32.567	37.913	264.7	1:11:53.893
56	1	1:46.592	33.294	33.858	39.440	264.7	1:59:21.379	37	2	1:42.442	32.195	32.607	37.640	264.7	1:13:36.335
57	1	1:53.960 B	33.972	34.470	45.518	260.9	2:01:15.339	38	2	1:48.432 B	32.269	32.643	43.520	264.1	1:15:24.767
58	1	5:07.485	3:53.882	34.865	38.738		2:06:22.824	39	1	19:07.004	...	34.405	39.040		1:34:31.771
59	1	1:45.664	32.918	34.025	38.721	262.8	2:08:08.488	40	1	1:46.646	33.832	33.806	39.008	255.9	1:36:18.417
60	1	1:48.116	33.418	33.231	41.467	262.8	2:09:56.604	41	1	1:45.303	33.155	33.590	38.558	260.9	1:38:03.720
61	1	1:45.905	33.456	33.742	38.707	264.7	2:11:42.509	42	1	1:44.934	33.264	33.407	38.263	263.4	1:39:48.654
62	1	1:45.204	33.031	33.540	38.633	264.7	2:13:27.713	43	1	1:44.783	32.875	33.323	38.585	262.8	1:41:33.437
63	1	1:55.184 B	35.077	33.831	46.276	266.7	2:15:22.897	44	1	1:44.635	32.930	33.491	38.214	262.8	1:43:18.072
64	2	3:49.434	2:37.181	34.127	38.126		2:19:12.331	45	1	1:44.515	33.076	33.202	38.237	262.8	1:45:02.587
65	2	1:43.273	32.628	32.853	37.792	266.7	2:20:55.604	46	1	1:44.976	33.221	33.526	38.229	262.1	1:46:47.563
66	2	1:42.622	32.298	32.766	37.558	266.7	2:22:38.226	47	1	1:47.144	32.946	33.301	40.897	262.8	1:48:34.707
67	2	1:55.388 B	32.453	33.123	49.812	266.7	2:24:33.614	48	1	1:44.826	33.377	33.373	38.076	253.5	1:50:19.533
68	3	4:00.481	2:35.245	39.334	45.902		2:28:34.095	49	1	1:44.479	32.975	33.427	38.077	262.8	1:52:04.012



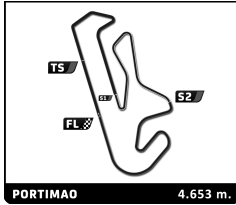


European Le Mans Series
4 Hours of Portimão
Free Practice 2

Sector Analysis

Lap under Red Flag													Invalidated Lap	Personal Best	Session Best	B Crossing the pit lane
Lap	D	Time	Sector 1	Sector 2	Sector 3	T. Spd	Elapsed	Lap	D	Time	Sector 1	Sector 2	Sector 3	T. Spd	Elapsed	
23	1	6:43.434	5:22.637	37.447	43.350		1:05:49.357	23	3	1:34.770	29.678	30.587	34.505	290.3	43:42.896	
24	1	1:54.450	35.156	36.974	42.320	256.5	1:07:43.807	24	3	1:35.490	29.514	30.550	35.426	290.3	45:18.386	
25	1	1:48.310	35.210	33.839	39.261	260.2	1:09:32.117	25	3	1:34.804	29.661	30.576	34.567	288.8	46:53.190	
26	1	1:45.916	33.144	33.855	38.917	260.9	1:11:18.033	26	3	1:42.731 B	30.572	30.422	41.737	291.1	48:35.921	
27	1	1:54.686 B	33.602	34.154	46.930	262.1	1:13:12.719	27	2	4:32.401	3:24.729	31.832	35.840		53:08.322	
28	2	14:32.149	...	32.952	38.052		1:27:44.868	28	2	1:35.712	29.922	30.949	34.841	287.2	54:44.034	
29	2	1:42.825	32.663	32.680	37.482	264.7	1:29:27.693	29	2	1:35.457	29.767	31.008	34.682	288.8	56:19.491	
30	2	1:42.037	32.126	32.464	37.447	266.0	1:31:09.730	30	2	1:35.792	29.612	30.821	35.359	290.3	57:55.283	
31	2	1:42.814	32.549	32.549	37.716	266.7	1:32:52.544	31	2	1:38.949	32.074	31.684	35.191	290.3	59:34.232	
32	2	1:42.171	32.033	32.551	37.587	267.3	1:34:34.715	32	2	1:37.831	30.076	32.432	35.323	291.1	1:01:12.063	
33	2	1:56.267 B	33.849	34.843	47.575	266.0	1:36:30.982	33	2	1:37.699	30.900	31.306	35.493	290.3	1:02:49.762	
34	2	17:51.679 B	...	33.653	46.056		1:54:22.661	34	2	1:37.837	30.438	31.754	35.645	289.5	1:04:27.599	
35	2	5:22.516	4:10.422	32.738	39.356		1:59:45.177	35	2	1:40.653	30.671	33.118	36.864	291.1	1:06:08.252	
36	2	1:42.637	32.205	32.508	37.924	266.7	2:01:27.814	36	2	1:36.376	30.427	31.038	34.911	290.3	1:07:44.628	
37	2	1:50.383 B	32.241	33.567	44.575	266.7	2:03:18.197	37	2	1:37.314	30.320	31.180	35.814	288.8	1:09:21.942	
38	3	5:06.893	3:56.427	32.667	37.799		2:08:25.090	38	2	1:43.712 B	30.980	31.891	40.841	289.5	1:11:05.654	
39	3	1:41.855	32.152	32.400	37.303	266.0	2:10:06.945	39	1	5:22.568	4:14.174	31.830	36.564		1:16:28.222	
40	3	1:41.636	32.068	32.415	37.153	266.0	2:11:48.581	40	1	1:34.762	29.727	30.506	34.529	288.8	1:18:02.984	
41	3	1:47.908 B	32.153	32.984	42.771	266.7	2:13:36.489	41	1	1:41.166 B	29.815	30.533	40.818	289.5	1:19:44.150	
42	1	3:18.606	1:58.071	37.720	42.815		2:16:55.095	42	1	4:47.757	3:35.124	34.604	38.029		1:24:31.907	
43	1	1:50.133	35.243	34.934	39.956	251.2	2:18:45.228	43	1	1:38.114	30.356	31.519	36.239	282.0	1:26:10.021	
44	1	1:48.493	34.125	34.318	40.050	261.5	2:20:33.721	44	1	1:33.704	29.468	29.979	34.257	288.0	1:27:43.725	
45	1	1:46.240	33.418	33.716	39.106	260.9	2:22:19.961	45	1	1:33.313	29.206	29.997	34.110	288.0	1:29:17.038	
46	1	1:46.966	34.553	33.674	38.739	262.8	2:24:06.927	46	1	1:36.520	29.127	30.398	36.995	290.3	1:30:53.558	
47	1	1:45.519	33.026	33.646	38.847	264.1	2:25:52.446	47	1	1:33.428	29.148	30.145	34.135	289.5	1:32:26.986	
48	1	1:45.550	33.410	33.513	38.627	263.4	2:27:37.996	48	1	1:38.173	29.117	33.683	35.373	291.1	1:34:05.159	
49	1	1:44.878	32.823	33.402	38.653	264.1	2:29:22.874	49	1	1:39.095	31.177	32.267	35.651	291.9	1:35:44.254	
50	1	1:44.540	32.859	33.354	38.327	265.4	2:31:07.414	50	1	1:33.052	29.193	29.999	33.860	288.8	1:37:17.306	
65 Panis Racing Orea 07 - Gibson 1. Job VAN UITERT 3. Tijmen VAN DER HELM LMP2 2. Manuel MALDONADO																
1	1	1:53.502	41.944	35.140	36.418		1:53.502	51	1	1:33.242	29.057	29.930	34.255	291.1	1:38:50.548	
2	1	1:37.231	30.249	31.189	35.793	279.8	3:30.733	52	1	1:33.000	29.055	30.018	33.927	291.1	1:40:23.548	
3	1	1:39.036	30.272	30.105	38.659	288.8	5:09.769	53	1	1:41.430 B	29.101	30.053	42.276	291.1	1:42:04.978	
4	1	1:33.372	29.311	30.082	33.979	288.0	6:43.141	54	3	3:46.456	2:35.841	31.863	38.752		1:45:51.434	
5	1	1:33.455	29.267	30.070	34.118	289.5	8:16.596	55	3	1:35.040	29.641	30.363	35.036	287.2	1:47:26.474	
6	1	1:33.592	29.151	30.259	34.182	289.5	9:50.188	56	3	1:35.616	29.641	30.652	35.323	286.5	1:49:02.090	
7	1	1:55.201	36.294	36.023	42.884	260.2	11:45.389	57	3	1:34.286	29.453	30.436	34.497	288.8	1:50:36.476	
8	1	1:33.624	29.499	29.997	34.128	288.0	13:19.013	58	3	1:35.546	29.853	31.313	34.380	290.3	1:52:12.022	
9	1	1:42.449 B	29.131	30.294	43.024	291.1	15:01.462	59	3	1:35.570	29.770	30.461	35.339	291.1	1:53:47.592	
10	1	3:28.635	2:23.249	30.777	34.609		18:30.097	60	3	1:32.946	29.371	30.218	34.357	291.1	1:55:21.538	
11	1	1:34.960	29.400	30.816	34.744	288.8	20:05.057	61	3	1:35.789	30.200	30.425	35.164	291.1	1:56:57.327	
12	1	1:39.217	29.585	31.248	38.384	289.5	21:44.274	62	3	1:34.094	29.658	30.278	34.158	290.3	1:58:31.421	
13	1	1:34.703	29.451	30.220	35.032	288.8	23:18.977	63	3	1:41.101 B	29.353	30.340	41.408	290.3	2:00:12.522	
14	1	1:34.125	29.474	30.242	34.409	288.0	24:53.102	64	2	3:51.929	2:46.134	31.291	34.504		2:04:04.451	
15	1	1:36.715	30.951	31.058	34.706	289.5	26:29.817	65	2	1:37.350	31.525	30.960	34.865	291.1	2:05:41.801	
16	1	1:33.684	29.363	30.157	34.164	290.3	28:03.501	66	2	1:34.451	29.565	30.499	34.387	288.8	2:07:16.252	
17	1	1:40.777 B	29.320	30.256	41.201	289.5	29:44.278	67	2	1:35.165	29.698	30.816	34.651	289.5	2:08:51.417	
18	3	5:58.749	4:50.743	31.990	36.016		35:43.027	68	2	1:35.238	29.778	30.986	34.474	290.3	2:10:26.655	
19	3	1:38.491	31.391	31.625	35.475	286.5	37:21.518	69	2	1:36.270	30.404	31.062	34.804	291.9	2:12:02.925	
20	3	1:35.174	29.741	30.741	34.692	289.5	38:56.692	70	2	1:35.002	29.602	30.562	34.838	289.5	2:13:37.927	
21	3	1:35.205	29.844	30.478	34.883	288.0	40:31.897	71	2	1:35.893	29.758	30.886	35.249	290.3	2:15:13.820	
22	3	1:36.229	29.685	30.869	35.675	289.5	42:08.126	72	2	1:37.395	29.861	32.317	35.217	290.3	2:16:51.215	
								73	2	1:34.738	29.616	30.594	34.528	289.5	2:18:25.953	
								74	2	1:35.024	29.737	30.789	34.498	290.3	2:20:00.977	
								75	2	1:41.238 B	29.587	30.506	41.145	290.3	2:21:42.215	





European Le Mans Series

4 Hours of Portimao

Free Practice 2

Sector Analysis

Lap under Red Flag Invalidated Lap Personal Best Session Best B Crossing the pit lane

Lap	D	Time	Sector 1	Sector 2	Sector 3	T. Spd	Elapsed	Lap	D	Time	Sector 1	Sector 2	Sector 3	T. Spd	Elapsed
40	2	1:43.807	32.347	32.997	38.463	268.7	1:19:37.566	17	1	2:00.927 B	32.580	37.644	50.703	266.7	45:32.974
41	2	1:45.108	32.441	33.227	39.440	266.0	1:21:22.674	18	2	6:22.720	5:11.620	33.055	38.045		51:55.694
42	2	1:46.173	33.881	33.799	38.493	260.2	1:23:08.847	19	2	1:43.029	32.679	32.706	37.644	262.1	53:38.723
43	2	1:44.363	32.739	33.347	38.277	266.7	1:24:53.210	20	2	1:45.648	33.617	33.751	38.280	266.0	55:24.371
44	2	1:44.214	32.789	33.296	38.129	267.3	1:26:37.424	21	2	1:43.608	32.524	33.295	37.789	264.7	57:07.979
45	2	1:44.121	32.589	33.256	38.276	266.0	1:28:21.545	22	2	1:44.326	32.353	33.996	37.977	266.7	58:52.305
46	2	1:45.860	32.867	33.819	38.174	266.0	1:30:07.405	23	2	1:43.106	32.251	32.683	38.172	265.4	1:00:35.411
47	2	1:45.523	33.056	33.864	38.603	267.3	1:31:52.928	24	2	1:43.619	32.495	33.159	37.965	266.7	1:02:19.030
48	2	1:45.492	32.966	34.171	38.355	266.0	1:33:38.420	25	2	1:43.929	32.407	33.057	38.465	264.7	1:04:02.959
49	2	1:51.084 B	33.026	33.761	44.297	266.0	1:35:29.504	26	2	1:50.265 B	32.396	33.326	44.543	265.4	1:05:53.224
50	1	3:28.537	2:05.925	40.213	42.399		1:38:58.041	27	2	4:07.431	2:52.765	33.079	41.587		1:10:00.655
51	1	1:49.535	36.101	35.098	38.336	192.2	1:40:47.576	28	2	1:42.558	32.086	32.694	37.778	266.0	1:11:43.213
52	1	1:44.527	32.566	32.935	38.026	265.4	1:42:32.103	29	2	1:43.182	32.108	33.195	37.879	266.7	1:13:26.395
53	1	1:43.789	33.011	32.879	37.899	266.7	1:44:15.892	30	2	1:49.494 B	32.236	33.252	44.006	265.4	1:15:15.889
54	1	1:43.129	32.570	32.817	37.742	266.7	1:45:59.021	31	3	3:10.203	2:00.141	32.738	37.324		1:18:26.092
55	1	1:43.393	32.853	32.760	37.780	266.7	1:47:42.414	32	3	1:48.401 B	32.246	32.557	43.598	266.0	1:20:14.493
56	1	1:43.195	32.385	32.581	38.229	269.3	1:49:25.609	33	3	5:00.459	3:50.514	32.582	37.363		1:25:14.952
57	1	1:43.854	32.728	33.039	38.087	268.7	1:51:09.463	34	3	1:42.205	32.048	33.047	37.110	267.3	1:26:57.157
58	1	1:43.816	32.599	33.341	37.876	266.0	1:52:53.279	35	3	1:48.322 B	32.103	32.546	43.673	266.7	1:28:45.479
59	1	1:50.370 B	32.733	33.115	44.522	269.3	1:54:43.649	36	3	6:00.012	4:50.248	32.737	37.027		1:34:45.491
60	2	3:43.879	2:31.289	34.304	38.286		1:58:27.528	37	3	1:42.266	31.994	32.366	37.906	267.3	1:36:27.757
61	2	1:43.616	32.553	32.960	38.103	266.0	2:00:11.144	38	3	1:42.817	32.637	32.903	37.277	267.3	1:38:10.574
62	2	1:43.019	32.318	32.983	37.718	268.0	2:01:54.163	39	3	1:47.899 B	32.143	32.711	43.045	266.0	1:39:58.473
63	2	1:43.185	32.239	33.152	37.794	268.0	2:03:37.348	40	3	14:11.328	...	32.634	37.328		1:54:09.801
64	2	1:43.472	32.424	33.227	37.821	266.7	2:05:20.820	41	3	1:42.423	32.038	32.683	37.702	268.7	1:55:52.224
65	2	1:43.841	32.467	33.254	38.120	267.3	2:07:04.661	42	3	1:43.345	32.658	33.340	37.347	268.7	1:57:35.569
66	2	1:44.089	32.566	33.369	38.154	266.7	2:08:48.750	43	3	1:42.393	32.603	32.634	37.156	268.0	1:59:17.962
67	2	1:44.727	32.804	33.468	38.455	266.0	2:10:33.477	44	3	1:42.502	32.318	32.481	37.703	266.7	2:01:00.464
68	2	1:52.035 B	33.235	34.157	44.643	264.7	2:12:25.512	45	3	1:41.790	31.959	32.498	37.333	268.0	2:02:42.254
69	3	3:31.302	2:20.581	32.902	37.819		2:15:56.814	46	3	1:48.248 B	32.050	32.600	43.598	268.0	2:04:30.502
70	3	1:43.011	32.469	32.603	37.939	268.7	2:17:39.825	47	1	6:43.517	5:28.796	35.492	39.229		2:11:14.019
71	3	1:42.542	32.260	32.555	37.727	268.7	2:19:22.367	48	1	1:43.977	32.816	33.261	37.900	264.1	2:12:57.996
72	3	1:42.496	32.145	32.617	37.734	268.7	2:21:04.863	49	1	1:43.223	32.304	32.853	38.066	265.4	2:14:41.219
73	3	1:49.577 B	32.360	33.296	43.921	268.7	2:22:54.440	50	1	1:43.434	32.437	33.225	37.772	265.4	2:16:24.653
								51	1	1:49.766	32.741	35.435	41.590	265.4	2:18:14.419
								52	1	1:51.268 B	32.507	32.953	45.808	267.3	2:20:05.687
								53	1	7:21.978 B	6:02.421	34.507	45.050		2:27:27.665

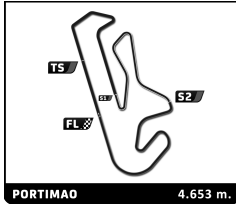
77 Proton Competition Porsche 911 RSR - 19
1.Christian RIED LMGTE
2.Giammarco LEVORATO

1	3	4:30.974	3:19.341	33.797	37.836		4:30.974
2	3	1:41.759	32.141	32.520	37.098	264.1	6:12.733
3	3	1:41.620	32.183	32.396	37.041	265.4	7:54.353
4	3	1:44.199	32.791	33.695	37.713	264.7	9:38.552
5	3	1:47.419 B	32.078	32.461	42.880	266.7	11:25.971
6	3	4:12.667	3:02.884	32.538	37.245		15:38.638
7	3	1:41.470	31.861	32.370	37.239	266.7	17:20.108
8	3	1:50.110 B	32.005	32.534	45.571	266.0	19:10.218
9	1	7:51.705	6:39.536	33.568	38.601		27:01.923
10	1	1:45.081	32.736	33.736	38.609	263.4	28:47.004
11	1	1:56.777 B	33.945	34.939	47.893	262.1	30:43.781
12	1	5:41.209	4:23.801	37.102	40.306		36:24.990
13	1	1:49.493	34.046	33.867	41.580	263.4	38:14.483
14	1	1:43.246	32.425	33.051	37.770	266.7	39:57.729
15	1	1:43.130	32.653	32.830	37.647	264.7	41:40.859
16	1	1:51.188	32.306	34.981	43.901	265.4	43:32.047

81 DragonSpeed USA Oreca 07 - Gibson
1.Henrik HEDMAN LMP2 Pro/Am
2.Sebastian MONTOYA

1	2	5:52.177	4:36.633	37.329	38.215		5:52.177
2	2	1:43.710	32.312	32.818	38.580	282.7	7:35.887
3	2	1:35.209	29.963	30.583	34.663	288.0	9:11.096
4	2	1:35.580	30.222	30.763	34.595	290.3	10:46.676
5	2	1:36.258	29.526	31.105	35.627	289.5	12:22.934
6	2	2:02.480 B	37.854	37.228	47.398	244.3	14:25.414
7	2	3:05.252	1:56.824	32.963	35.465		17:30.666
8	2	1:35.580	30.273	30.879	34.428	288.0	19:06.246
9	2	1:36.476	31.536	30.624	34.316	290.3	20:42.722
10	2	1:34.974	29.496	31.032	34.446	290.3	22:17.696
11	2	1:35.080	29.341	30.775	34.964	290.3	23:52.776
12	2	1:34.121	29.403	30.462	34.256	290.3	25:26.897
13	2	1:40.443 B	30.106	30.607	39.730	285.0	27:07.340





European Le Mans Series

4 Hours of Portimao

Free Practice 2

Sector Analysis

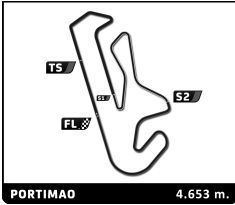
Lap	D	Time	Sector 1	Sector 2	Sector 3	T. Spd	Elapsed	Lap	D	Time	Sector 1	Sector 2	Sector 3	T. Spd	Elapsed
14	2	17:41.561	...	31.942	34.664		44:48.901	9	2	1:42.387 B	30.766	31.474	40.147	289.5	17:59.016
15	2	1:35.241	29.482	30.851	34.908	289.5	46:24.142	10	2	5:21.189	4:08.338	35.217	37.634		23:20.205
16	2	1:34.890	29.466	30.581	34.843	290.3	47:59.032	11	2	1:38.143	31.104	31.480	35.559	287.2	24:58.348
17	2	1:35.133	29.768	30.980	34.385	289.5	49:34.165	12	2	1:36.355	29.401	30.474	36.480	289.5	26:34.703
18	2	1:43.850 B	31.525	31.014	41.311	288.8	51:18.015	13	2	1:34.811	29.652	30.613	34.546	288.8	28:09.514
19	2	4:08.303	2:54.185	36.496	37.622		55:26.318	14	2	1:38.754	30.023	30.743	37.988	289.5	29:48.268
20	2	1:36.338	30.473	30.939	34.926	285.7	57:02.656	15	2	2:06.816 B	29.448	30.688	1:06.680	289.5	31:55.084
21	2	1:34.147	29.817	30.228	34.102	288.0	58:36.803	16	1	4:09.463	3:00.864	32.610	35.989		36:04.547
22	2	1:33.727	29.283	30.045	34.399	288.8	1:00:10.530	17	1	1:40.196	30.773	32.512	36.911	287.2	37:44.743
23	2	1:33.968	29.449	30.303	34.216	289.5	1:01:44.498	18	1	1:38.103	30.902	31.579	35.622	289.5	39:22.846
24	2	1:33.252	29.213	30.100	33.939	288.8	1:03:17.750	19	1	1:39.738	31.279	31.387	37.072	288.8	41:02.584
25	2	1:41.456 B	29.328	30.455	41.673	291.1	1:04:59.206	20	1	1:37.203	30.367	31.157	35.679	288.0	42:39.787
26	1	3:46.444	2:36.147	33.907	36.390		1:08:45.650	21	1	1:40.693	31.434	32.479	36.780	290.3	44:20.480
27	1	1:38.360	30.694	31.822	35.844	289.5	1:10:24.010	22	1	1:39.412	30.721	32.514	36.177	288.0	45:59.892
28	1	1:38.851	31.051	32.231	35.569	290.3	1:12:02.861	23	1	1:37.782	30.031	32.036	35.715	287.2	47:37.674
29	1	1:37.532	30.338	31.552	35.642	289.5	1:13:40.393	24	1	1:37.177	30.229	31.328	35.620	288.8	49:14.851
30	1	1:38.774	30.304	31.464	37.006	289.5	1:15:19.167	25	1	1:40.550	32.972	31.896	35.682	290.3	50:55.401
31	1	1:37.804	30.506	31.864	35.434	284.2	1:16:56.971	26	1	1:36.662	29.991	31.193	35.478	289.5	52:32.063
32	1	1:37.012	30.279	31.376	35.357	291.1	1:18:33.983	27	1	1:48.453 B	31.143	32.026	45.284	289.5	54:20.516
33	1	1:38.340	30.196	31.841	36.303	289.5	1:20:12.323	28	3	4:28.628	3:21.600	31.952	35.076		58:49.144
34	1	1:36.929	30.547	31.095	35.287	285.7	1:21:49.252	29	3	1:35.477	30.337	30.691	34.449	287.2	1:00:24.621
35	1	1:36.935	30.127	31.043	35.765	290.3	1:23:26.187	30	3	1:34.385	29.405	30.609	34.371	289.5	1:01:59.006
36	1	1:36.369	30.262	30.916	35.191	291.1	1:25:02.556	31	3	1:34.918	29.518	30.725	34.675	288.8	1:03:33.924
37	1	1:53.248 B	33.626	34.438	45.184	291.1	1:26:55.804	32	3	1:34.587	29.595	30.664	34.328	290.3	1:05:08.511
38	3	4:52.585	3:45.305	32.014	35.266		1:31:48.389	33	3	1:34.335	29.593	30.532	34.210	291.1	1:06:42.846
39	3	1:36.605	29.824	30.898	35.883	288.0	1:33:24.994	34	3	1:41.609 B	29.813	31.601	40.195	291.1	1:08:24.455
40	3	1:35.994	30.009	31.240	34.745	289.5	1:35:00.988	35	3	12:27.686	...	31.432	35.119		1:20:52.141
41	3	1:35.050	29.659	30.639	34.752	289.5	1:36:36.038	36	3	1:34.827	30.020	30.423	34.384	289.5	1:22:26.968
42	3	1:35.029	29.924	30.679	34.426	288.0	1:38:11.067	37	3	1:35.621	29.399	30.427	35.795	288.8	1:24:02.589
43	3	1:34.859	29.681	30.522	34.656	291.1	1:39:45.926	38	3	1:37.447	30.551	32.000	34.896	287.2	1:25:40.036
44	3	1:44.156	29.885	32.026	42.245	290.3	1:41:30.082	39	3	1:34.330	29.430	30.796	34.104	289.5	1:27:14.366
45	3	1:34.958	29.715	30.772	34.471	289.5	1:43:05.040	40	3	1:44.091 B	29.363	30.482	44.246	290.3	1:28:58.457
46	3	1:34.719	29.629	30.539	34.551	289.5	1:44:39.759	41	3	4:35.338	3:28.580	31.125	35.633		1:33:33.795
47	3	1:45.668 B	32.303	31.248	42.117	288.8	1:46:25.427	42	3	1:34.749	29.559	30.560	34.630	288.8	1:35:08.544
48	3	9:05.026	7:58.788	31.386	34.852		1:55:30.453	43	3	1:34.521	29.322	30.446	34.753	289.5	1:36:43.065
49	3	1:35.832	29.728	30.690	35.414	289.5	1:57:06.285	44	3	1:34.247	29.340	30.400	34.507	289.5	1:38:17.312
50	3	1:35.098	29.984	30.561	34.553	282.7	1:58:41.383	45	3	1:42.274 B	29.395	30.463	42.416	290.3	1:39:59.586
51	3	1:34.648	29.617	30.554	34.477	288.8	2:00:16.031	46	3	4:36.120	3:25.774	30.771	39.575		1:44:35.706
52	3	1:50.127 B	33.486	33.200	43.441	282.0	2:02:06.158	47	3	1:40.680	29.410	31.619	39.651	287.2	1:46:16.386
53	3	3:56.969	2:51.100	31.177	34.692		2:06:03.127	48	3	1:34.189	29.409	30.280	34.500	288.8	1:47:50.575
54	3	1:35.645	29.676	30.689	35.280	288.8	2:07:38.772	49	3	1:34.168	29.198	30.304	34.666	288.8	1:49:24.743
55	3	1:43.270 B	29.597	30.546	43.127	289.5	2:09:22.042	50	3	1:39.682 B	29.379	30.318	39.985	288.8	1:51:04.425

83	AF Corse	Oreca 07 - Gibson			
	1. François PERRODO 2. Matthieu VAXIÈRE	3. Ben BARNICOAT	LMP2 Pro/Am		

1	2	2:15.105	1:01.412	35.287	38.406		2:15.105
2	2	1:39.101	30.443	31.734	36.924	286.5	3:54.206
3	2	1:37.444	29.554	30.658	37.232	288.0	5:31.650
4	2	1:34.835	29.463	30.555	34.817	289.5	7:06.485
5	2	1:41.225 B	29.436	31.298	40.491	288.8	8:47.710
6	2	4:16.659	3:09.847	31.788	35.024		13:04.369
7	2	1:37.515	31.088	31.051	35.376	291.1	14:41.884
8	2	1:34.745	29.516	30.538	34.691	289.5	16:16.629

51	1	3:21.619	2:07.772	35.934	37.913		1:54:26.044
52	1	1:40.939	32.575	32.092	36.272	285.7	1:56:06.983
53	1	1:38.813	30.646	31.296	36.871	287.2	1:57:45.796
54	1	1:36.603	30.135	31.347	35.121	288.0	1:59:22.399
55	1	1:36.909	30.409	30.946	35.554	290.3	2:00:59.308
56	1	1:36.230	30.057	30.802	35.371	288.0	2:02:35.538
57	1	1:46.796 B	31.976	31.856	42.964	289.5	2:04:22.334
58	1	7:12.290 B	5:59.528	31.782	40.980		2:11:34.624
59	2	2:46.854	1:40.486	30.761	35.607		2:14:21.478
60	2	1:34.873	29.601	30.360	34.912	287.2	2:15:56.351
61	2	1:34.236	29.486	30.507	34.243	288.0	2:17:30.587





European Le Mans Series

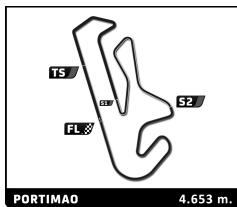
4 Hours of Portimao

Free Practice 2

Sector Analysis

Lap	D	Time	Sector 1	Sector 2	Sector 3	T. Spd	Elapsed	Lap	D	Time	Sector 1	Sector 2	Sector 3	T. Spd	Elapsed
62	2	1:33.986	29.405	30.318	34.263	288.8	2:19:04.573	45	2	1:42.290	32.159	32.599	37.532	263.4	1:53:13.238
63	2	1:39.942	30.153	31.256	38.533	291.1	2:20:44.515	46	2	1:42.357	31.998	32.827	37.532	267.3	1:54:55.595
64	2	1:45.206	29.543	30.181	45.482	290.3	2:22:29.721	47	2	1:42.530	32.135	32.772	37.623	266.0	1:56:38.125
65	2	1:37.036	29.322	31.377	36.337	289.5	2:24:06.757	48	2	1:42.581	32.177	32.922	37.482	264.7	1:58:20.706
66	2	1:34.199	29.608	30.272	34.319	288.8	2:25:40.956	49	2	1:43.165	32.172	32.888	38.105	264.7	2:00:03.871
67	2	1:39.419 B	29.268	30.418	39.733	288.8	2:27:20.375	50	2	1:42.324	32.103	32.558	37.663	264.7	2:01:46.195
93 Proton Competition Porsche 911 RSR - 19 1. Michael FASSBENDER 3. Richard LIETZ LMGTE 2. Martin RUMP								95 TF Sport Aston Martin Vantage AMR 1. John HARTSHORNE 3. Jonathan ADAM LMGTE 2. Ben TUCK							
1	1	3:27.323	2:06.932	39.408	40.983		3:27.323	1	3	2:28.542	1:14.365	35.476	38.701		2:28.542
2	1	1:53.597	34.670	38.233	40.694	259.0	5:20.920	2	3	1:43.789	32.472	33.660	37.657	263.4	4:12.331
3	1	1:46.403	33.272	33.523	39.608	264.1	7:07.323	3	3	1:41.560	31.986	32.328	37.246	266.0	5:53.891
4	1	1:44.978	33.254	33.545	38.179	264.1	8:52.301	4	3	1:41.791	32.236	32.458	37.097	266.0	7:35.682
5	1	1:44.826	33.075	33.396	38.355	264.7	10:37.127	5	3	1:41.291	32.059	32.109	37.123	266.7	9:16.973
6	1	1:46.189	34.163	33.599	38.427	265.4	12:23.316	6	3	1:42.269	31.872	32.306	38.091	266.7	10:59.242
7	1	1:47.127	35.311	33.448	38.368	265.4	14:10.443	7	3	1:41.525	31.960	32.331	37.234	266.7	12:40.767
8	1	1:44.819	33.396	33.293	38.130	264.7	15:55.262	8	3	1:42.177	32.181	32.564	37.432	267.3	14:22.944
9	1	1:44.876	32.678	33.158	39.040	264.1	17:40.138	9	3	1:50.341 B	33.719	33.519	43.103	267.3	16:13.285
10	1	1:50.732 B	32.915	33.051	44.766	265.4	19:30.870	10	1	5:38.778	4:17.377	39.992	41.409		21:52.063
11	3	12:51.784	...	42.546	1:14.332		32:22.654	11	1	1:47.048	34.350	33.939	38.759	259.6	23:39.111
12	3	2:36.535	1:12.769	45.547	38.219	79.6	34:59.189	12	1	1:44.812	32.956	33.410	38.446	262.1	25:23.923
13	3	1:43.890	32.487	33.327	38.076	262.8	36:43.079	13	1	1:46.486	33.523	33.724	39.239	264.1	27:10.409
14	3	1:42.352	32.178	32.779	37.395	264.1	38:25.431	14	1	39:35.084 B	33.280			263.4	1:06:45.493
15	3	1:42.305	32.019	32.743	37.543	264.7	40:07.736	15	2	:04:36.765	...	36.639	39.970		2:11:22.258
16	3	1:48.837 B	32.135	32.811	43.891	264.7	41:56.573	16	2	1:45.343	33.650	33.734	37.959	260.9	2:13:07.601
17	3	7:08.525	5:53.375	35.632	39.518		49:05.098	17	2	1:43.854	32.288	33.577	37.989	264.7	2:14:51.455
18	3	1:45.485	34.476	33.344	37.665	240.0	50:50.583	18	2	1:42.509	32.223	32.745	37.541	266.0	2:16:33.964
19	3	1:43.619	32.415	32.757	38.447	264.7	52:34.202	19	2	1:48.868 B	32.245	32.879	43.744	264.7	2:18:22.832
20	3	1:42.214	32.119	32.716	37.379	263.4	54:16.416	20	1	3:04.265	1:49.843	34.322	40.100		2:21:27.097
21	3	1:43.379	32.060	33.169	38.150	265.4	55:59.795	21	1	1:46.528	33.329	34.181	39.018	264.1	2:23:13.625
22	3	1:50.044 B	32.165	32.928	44.951	264.1	57:49.839	22	1	1:45.750	33.105	33.887	38.758	264.1	2:24:59.375
23	3	7:42.195	6:28.600	33.662	39.933		1:05:32.034	23	1	1:45.550	33.196	33.919	38.435	264.7	2:26:44.925
24	3	1:43.160	32.233	33.003	37.924	265.4	1:07:15.194	24	1	1:46.324	33.223	34.067	38.964	264.7	2:28:31.249
25	3	1:42.154	32.115	32.658	37.381	266.0	1:08:57.348	25	1	1:45.283	33.019	33.608	38.656	266.7	2:30:16.532
26	3	1:50.137 B	32.074	33.575	44.488	266.0	1:10:47.485	99 Proton Competition Oreca 07 - Gibson 1. Giorgio RODA 3. Bent VISCAAL LMP2 Pro/Am 2. Jonas RIED							
27	3	5:03.067	3:51.159	34.029	37.879		1:15:50.552	1	1	2:19.197	1:05.088	35.696	38.413		2:19.197
28	3	1:41.819	32.104	32.525	37.190	264.7	1:17:32.371	2	1	1:40.406	31.750	32.305	36.351	283.5	3:59.603
29	3	1:44.542	32.289	34.378	37.875	266.0	1:19:16.913	3	1	1:39.215	31.133	32.252	35.830	288.0	5:38.818
30	3	1:53.301 B	32.121	34.430	46.750	264.7	1:21:10.214								
31	1	5:51.992	4:34.226	37.597	40.169		1:27:02.206								
32	1	1:46.702	34.953	33.524	38.225	261.5	1:28:48.908								
33	1	1:45.672	33.308	34.021	38.343	263.4	1:30:34.580								
34	1	1:44.767	33.109	33.250	38.408	264.1	1:32:19.347								
35	1	1:44.327	32.733	33.214	38.380	263.4	1:34:03.674								
36	1	1:44.381	32.950	33.396	38.035	264.1	1:35:48.055								
37	1	1:43.335	32.510	33.127	37.698	266.0	1:37:31.390								
38	1	1:56.030	35.364	37.917	42.749	266.0	1:39:27.420								
39	1	1:53.171 B	33.112	35.586	44.473	264.1	1:41:20.591								
40	2	3:19.853	2:03.833	36.594	39.426		1:44:40.444								
41	2	1:43.923	32.831	33.005	38.087	262.8	1:46:24.367								
42	2	1:42.388	32.161	32.662	37.565	263.4	1:48:06.755								
43	2	1:42.306	32.018	32.541	37.747	264.1	1:49:49.061								
44	2	1:41.887	32.086	32.637	37.164	264.1	1:51:30.948								





European Le Mans Series
4 Hours of Portimao
Free Practice 2

Sector Analysis

														Lap under Red Flag		Invalidated Lap		Personal Best		Session Best		B Crossing the pit lane	
Lap	D	Time	Sector 1	Sector 2	Sector 3	T. Spd	Elapsed	Lap	D	Time	Sector 1	Sector 2	Sector 3	T. Spd	Elapsed								
4	1	1:37.578	30.786	31.334	35.458	289.5	7:16.396	57	1	1:45.510	B	30.661	31.309	43.540	288.8	1:57:59.321							
5	1	1:44.668	B	30.435	31.513	42.720	288.8	9:01.064	58	2	3:19.477	2:11.671	32.068	35.738		2:01:18.798							
6	1	9:23.841	8:12.323	34.972	36.546		18:24.905	59	2	1:38.160	31.052	31.637	35.471	288.0	2:02:56.958								
7	1	1:36.511	30.572	30.879	35.060	285.7	20:01.416	60	2	1:35.616	29.997	30.818	34.801	282.7	2:04:32.574								
8	1	1:36.379	30.066	31.128	35.185	286.5	21:37.795	61	2	1:35.311	29.881	30.699	34.731	290.3	2:06:07.885								
9	1	1:37.873	30.173	32.045	35.655	288.8	23:15.668	62	2	1:36.565	31.216	30.591	34.758	282.0	2:07:44.450								
10	1	1:36.859	29.967	30.815	36.077	289.5	24:52.527	63	2	1:35.822	30.042	30.614	35.166	281.2	2:09:20.272								
11	1	1:39.445	31.068	32.724	35.653	285.0	26:31.972	64	2	1:35.525	30.123	30.744	34.658	279.8	2:10:55.797								
12	1	1:36.383	29.979	31.084	35.320	288.8	28:08.355	65	2	1:35.173	29.952	30.488	34.733	275.5	2:12:30.970								
13	1	1:36.134	29.907	31.068	35.159	289.5	29:44.489	66	2	1:35.056	29.808	30.472	34.776	282.7	2:14:06.026								
14	1	2:06.792	B	30.074	31.686	1:05.032	290.3	31:51.281	67	2	1:35.427	30.352	30.506	34.569	288.0	2:15:41.453							
15	2	4:06.867	2:58.361	32.795	35.711		35:58.148	68	2	1:34.944	29.793	30.480	34.671	284.2	2:17:16.397								
16	2	1:38.012	30.278	31.302	36.432	289.5	37:36.160	69	2	1:35.181	29.624	30.421	35.136	290.3	2:18:51.578								
17	2	1:36.213	30.120	31.131	34.962	287.2	39:12.373	70	2	1:37.056	30.971	30.988	35.097	289.5	2:20:28.634								
18	2	1:36.799	30.497	31.097	35.205	290.3	40:49.172	71	2	1:42.307	B	29.890	30.476	41.941	285.0	2:22:10.941							
19	2	1:36.650	29.973	31.010	35.667	289.5	42:25.822																
20	2	1:36.204	30.077	30.690	35.437	288.8	44:02.026																
21	2	1:36.922	29.860	32.262	34.800	291.1	45:38.948																
22	2	1:35.747	29.851	30.499	35.397	289.5	47:14.695																
23	2	1:39.351	31.005	32.570	35.776	291.1	48:54.046																
24	2	1:42.331	B	30.047	30.712	41.572	290.3	50:36.377															
25	3	3:32.497	2:26.053	31.637	34.807		54:08.874																
26	3	1:34.323	29.531	30.403	34.389	289.5	55:43.197																
27	3	1:35.288	29.575	30.666	35.047	288.0	57:18.485																
28	3	1:35.909	29.470	31.376	35.063	288.8	58:54.394																
29	3	1:35.071	29.727	30.725	34.619	287.2	1:00:29.465																
30	3	1:34.075	29.421	30.263	34.391	291.1	1:02:03.540																
31	3	1:34.249	29.512	30.253	34.484	285.7	1:03:37.789																
32	3	1:35.342	29.717	30.274	35.351	285.7	1:05:13.131																
33	3	1:34.044	29.554	30.116	34.374	285.7	1:06:47.175																
34	3	1:34.110	29.487	30.125	34.498	287.2	1:08:21.285																
35	3	1:40.780	B	29.419	30.689	40.672	288.0	1:10:02.065															
36	3	12:41.357	...	36.206	38.534		1:22:43.422																
37	3	1:40.512	32.671	32.155	35.686	279.1	1:24:23.934																
38	3	1:40.087	30.116	31.136	38.835	285.7	1:26:04.021																
39	3	1:34.602	29.497	30.179	34.926	287.2	1:27:38.623																
40	3	1:36.551	29.363	31.171	36.017	288.0	1:29:15.174																
41	3	1:35.449	29.260	31.082	35.107	289.5	1:30:50.623																
42	3	1:33.529	29.186	30.175	34.168	288.8	1:32:24.152																
43	3	1:35.764	29.648	31.410	34.706	288.8	1:33:59.916																
44	3	1:33.304	29.237	30.118	33.949	290.3	1:35:33.220																
45	3	1:33.447	29.294	29.822	34.331	291.1	1:37:06.667																
46	3	1:39.249	B	29.352	30.295	39.602	287.2	1:38:45.916															
47	1	2:56.104	1:48.857	31.660	35.587		1:41:42.020																
48	1	1:36.726	29.958	31.471	35.297	287.2	1:43:18.746																
49	1	1:38.810	30.116	32.809	35.885	288.8	1:44:57.556																
50	1	1:36.515	30.149	31.097	35.269	286.5	1:46:34.071																
51	1	1:36.065	29.839	31.043	35.183	288.0	1:48:10.136																
52	1	1:37.835	29.864	31.589	36.382	292.7	1:49:47.971																
53	1	1:36.233	30.108	30.810	35.315	286.5	1:51:24.204																
54	1	1:37.045	30.227	31.447	35.371	289.5	1:53:01.249																
55	1	1:36.374	29.915	31.009	35.450	287.2	1:54:37.623																
56	1	1:36.188	29.980	31.095	35.113	289.5	1:56:13.811																

