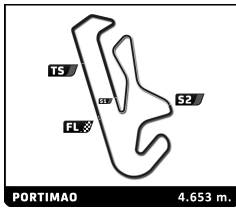


ELMS Rookie Test
4 Hours of Portimao
Morning Test

Sector Analysis

Lap under Red Flag											Invalidated Lap	Personal Best	Session Best	B Crossing the pit lane								
Lap	D	Time	Sector 1	Sector 2	Sector 3	T. Spd	Elapsed	Lap	D	Time	Sector 1	Sector 2	Sector 3	T. Spd	Elapsed							
3		DKR Engineering					Oreca 07 - Gibson					LMP2 Pro/Am										
		1.Joshua MASON																				
		2.Laurents HÖRR																				
1	2	54:14.825	...	41.266	44.534		54:14.825	9	1	2:07.343	39.456	39.330	48.557	256.5	58:12.148							
2	2	1:58.524	37.544	38.991	41.989	268.7	56:13.349	10	1	2:28.442 B	38.239	41.519	1:08.684	260.2	1:00:40.590							
3	2	1:56.957	36.492	37.165	43.300	274.1	58:10.306	11	1	3:50.045	2:25.229	38.986	45.830		1:04:30.635							
4	2	2:25.946 B	36.098	40.651	1:09.197	273.4	1:00:36.252	12	1	2:02.919	39.382	38.865	44.672	250.6	1:06:33.554							
5	1	14:54.462	...	50.265	56.542		1:15:30.714	13	1	2:02.391	38.048	39.942	44.401	254.7	1:08:35.945							
6	1	2:15.119	41.247	42.121	51.751	239.5	1:17:45.833	14	1	2:00.646	38.198	38.452	43.996	254.7	1:10:36.591							
7	1	2:04.471	39.980	39.798	44.693	239.5	1:19:50.304	15	1	2:39.712 B	37.658	38.214	1:23.840	240.0	1:13:16.303							
8	1	2:02.440	38.083	38.347	46.010	266.0	1:21:52.744	16	1	2:25.326	1:03.289	38.319	43.718		1:15:41.629							
9	1	2:00.995	37.832	38.413	44.750	270.0	1:23:53.739	17	1	1:59.739	37.523	38.234	43.982	264.1	1:17:41.368							
10	1	2:44.808 B	40.371	43.019	1:21.418	250.0	1:26:38.547	18	1	1:58.728	37.543	37.868	43.317	259.0	1:19:40.096							
11	1	54:50.848	...	49.313	51.589		2:21:29.395	19	1	1:58.378	36.986	38.694	42.698	271.4	1:21:38.474							
12	1	2:01.502	39.301	38.260	43.941	233.3	2:23:30.897	20	1	1:57.509	37.452	37.140	42.917	238.4	1:23:35.983							
13	1	1:57.679	37.796	37.901	41.982	274.1	2:25:28.576	21	1	2:17.402 B	38.180	39.595	59.627	260.2	1:25:53.385							
14	1	1:59.182	38.207	39.321	41.654	275.5	2:27:27.758	22	1	30:21.315	...	39.664	43.197		1:56:14.700							
15	1	1:56.292	37.141	37.135	42.016	272.0	2:29:24.050	23	1	1:58.416	37.927	37.744	42.745	250.6	1:58:13.116							
16	1	1:54.171	36.138	36.882	41.151	267.3	2:31:18.221	24	1	1:57.222	36.758	37.675	42.789	266.7	2:00:10.338							
17	1	1:55.429	37.510	36.381	41.538	242.2	2:33:13.650	25	1	1:57.097	37.274	37.376	42.447	268.7	2:02:07.435							
18	1	1:53.333	35.758	36.806	40.769	276.9	2:35:06.983	26	1	1:55.871	36.129	37.325	42.417	272.0	2:04:03.306							
19	1	2:04.275 B	35.980	37.732	50.563	277.6	2:37:11.258	27	1	1:58.301	36.753	38.238	43.310	271.4	2:06:01.607							
20	2	7:39.163	6:24.106	34.673	40.384		2:44:50.421	28	1	1:57.743	37.838	37.827	42.078	267.3	2:07:59.350							
21	2	1:45.625	33.034	34.007	38.584	274.8	2:46:36.046	29	1	1:56.504	36.602	37.428	42.474	273.4	2:09:55.854							
22	2	1:53.871 B	32.949	34.425	46.497	281.2	2:48:29.917	30	1	1:57.608	37.808	37.371	42.429	273.4	2:11:53.462							
23	2	5:34.003	4:20.922	33.628	39.453		2:54:03.920	31	1	1:56.576	36.690	37.705	42.181	273.4	2:13:50.038							
24	2	1:44.903	32.356	33.625	38.922	284.2	2:55:48.823	32	1	1:55.773	36.517	37.114	42.142	273.4	2:15:45.811							
25	2	1:47.475	32.701	33.837	40.937	282.0	2:57:36.298	33	1	1:55.294	36.326	36.815	42.153	272.7	2:17:41.105							
26	2	1:53.475 B	32.437	34.060	46.978	282.7	2:59:29.773	34	1	1:54.526	35.898	36.922	41.706	272.7	2:19:35.631							
4		DKR Engineering					Duqueine M30 - D08 - Nissan					LMP3										
		1.ROBIN ROGALSKI					3.Belen GARCIA															
		2.Miguel CRISTÓVÃO																				
1	3	06:49.985	...	40.910	45.017		1:06:49.985	35	1	1:54.780	36.256	36.579	41.945	274.1	2:21:30.411							
2	3	2:03.456	39.405	39.220	44.831	251.2	1:08:53.441	36	1	1:55.389	36.177	36.766	42.446	276.2	2:23:25.800							
3	3	2:21.547	55.742	39.409	46.396	254.1	1:11:14.988	37	1	1:55.078	36.119	37.070	41.889	272.0	2:25:20.878							
4	3	2:03.681	38.447	39.378	45.856	254.1	1:13:18.669	38	1	1:55.759	35.984	37.844	41.931	276.2	2:27:16.637							
5	3	2:03.101	38.585	39.047	45.469	255.3	1:15:21.770	39	1	1:53.872	35.506	36.474	41.892	275.5	2:29:10.509							
6	3	2:05.018	39.057	40.211	45.750	254.7	1:17:26.788	40	1	1:54.110	36.009	36.587	41.514	275.5	2:31:04.619							
7	3	2:02.261	39.032	38.388	44.841	255.3	1:19:29.049	41	1	1:53.125	36.286	36.117	40.722	277.6	2:32:57.744							
8	3	2:04.008	39.812	39.659	44.537	256.5	1:21:33.057	42	1	1:51.899	34.825	36.099	40.975	275.5	2:34:49.643							
9	3	2:01.637	38.531	38.441	44.665	256.5	1:23:34.694	43	1	1:51.516	34.626	35.861	41.029	276.2	2:36:41.159							
10	3	2:13.021 B	38.680	38.918	55.423	257.8	1:25:47.715	44	1	1:52.635	35.430	36.640	40.565	274.1	2:38:33.794							
								45	1	2:06.330 B	35.877	38.037	52.416	276.2	2:40:40.124							
7		Nielsen Racing					Ligier JS P320 - Nissan					LMP3										
		1.John LOGGIE																				
		2.Matthew BELL																				
1	1	31:38.946 B	...	40.866	51.167		31:38.946	8								Team Virage		Ligier JS P320 - Nissan				
2	1	5:15.919	3:52.073	40.380	43.466		36:54.865			1.Mihnea STEFAN		3.George KING			LMP3							
3	1	2:00.790	37.764	39.816	43.210	255.9	38:55.655			2.Ricardo GARCIA												
4	1	1:59.137	37.490	38.072	43.575	266.7	40:54.792	1	3	15:17.886	...	41.422	47.878		15:17.886							
5	1	1:57.556	37.106	37.932	42.518	268.7	42:52.348	2	3	2:06.852	39.606	40.250	46.996	233.8	17:24.738							
6	1	2:08.048 B	38.282	38.833	50.933	268.7	45:00.396	3	3	2:05.175	38.447	40.743	45.985	242.7	19:29.913							
7	1	8:55.320	7:27.162	40.702	47.456		53:55.716	4	3	2:03.809	38.822	39.422	45.565	242.7	21:33.722							
8	1	2:09.089	38.265	38.797	52.027	263.4	56:04.805	5	3	2:03.051	38.191	39.509	45.351	244.3	23:36.773							
								6	3	2:02.905	38.303	39.504	45.098	243.8	25:39.678							
								7	3	2:02.314	38.030	39.211	45.073	248.3	27:41.992							
								8	3	2:10.963 B	38.584	39.827	52.552	246.0	29:52.955							
								9	1	5:26.438	3:58.226	42.447	45.765		35:19.393							
								10	1	2:02.412	38.790	39.026	44.596	242.2	37:21.805							
								11	1	2:01.524	38.718	38.533	44.273	247.7	39:23.329							
								12	1	2:00.599	37.854	38.564	44.181	250.0	41:23.928							
								13	1	2:00.573	37.491	38.049	45.033	248.8	43:24.501							



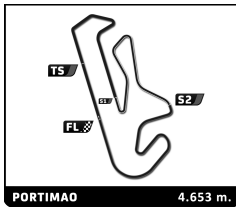


ELMS Rookie Test
4 Hours of Portimao
Morning Test

Sector Analysis

													Lap under Red Flag	Invalidated Lap	Personal Best	Session Best	Crossing the pit lane																
Lap	D	Time	Sector 1	Sector 2	Sector 3	T. Spd	Elapsed	Lap	D	Time	Sector 1	Sector 2	Sector 3	T. Spd	Elapsed																		
14	1	1:59.242	37.409	37.922	43.911	247.1	45:23.743	4	1	2:05.431	39.542	40.047	45.842	242.7	30:21.938																		
15	1	1:59.478	37.720	37.377	44.381	248.3	47:23.221	5	1	2:06.290	39.548	40.779	45.963	240.5	32:28.228																		
16	1	2:13.877 B	37.670	40.802	55.405	249.4	49:37.098	6	1	2:04.567	39.523	40.080	44.964	244.9	34:32.795																		
17	2	6:42.573	5:12.838	43.437	46.298		56:19.671	7	1	2:31.206	39.563	1:05.753	45.890	244.9	37:04.001																		
18	2	2:02.336	39.817	38.457	44.062	251.7	58:22.007	8	1	2:04.840	39.877	39.976	44.987	243.8	39:08.841																		
19	2	3:01.957 B	38.411	1:04.139	1:19.407	252.9	1:01:23.964	9	1	2:05.752	39.465	40.932	45.355	248.3	41:14.593																		
20	2	4:16.783	2:54.240	39.150	43.393		1:05:40.747	10	1	2:20.352 B	40.582	41.132	58.638	232.3	43:34.945																		
21	2	1:59.674	37.818	38.267	43.589	252.3	1:07:40.421	11	1	3:43.504	2:17.605	40.672	45.227		47:18.449																		
22	2	1:59.399	37.732	37.960	43.707	254.1	1:09:39.820	12	1	2:07.912	39.720	42.495	45.697	248.8	49:26.361																		
23	2	2:01.519	37.872	39.659	43.988	254.7	1:11:41.339	13	1	2:04.099	39.549	40.103	44.447	250.6	51:30.460																		
24	2	2:00.203	38.281	38.402	43.520	252.3	1:13:41.542	14	1	2:03.971	38.972	40.207	44.792	248.3	53:34.431																		
25	2	2:02.064	38.692	39.099	44.273	253.5	1:15:43.606	15	1	2:04.168	39.447	40.230	44.491	247.7	55:38.599																		
26	2	2:01.790	38.559	38.713	44.518	250.6	1:17:45.396	16	1	2:06.577	39.475	42.711	44.391	252.3	57:45.176																		
27	2	2:00.665	38.064	38.549	44.052	252.9	1:19:46.061	17	1	2:16.975 B	38.736	40.243	57.996	252.9	1:00:02.151																		
28	2	2:12.155 B	38.940	38.773	54.442	252.9	1:21:58.216	18	1	4:34.544	3:10.590	39.889	44.065		1:04:36.695																		
29	3	14:46.151	...	40.705	45.055		1:36:44.367	19	1	2:04.536	39.211	40.159	45.166	250.6	1:06:41.231																		
30	3	2:02.947	38.747	39.078	45.122	251.7	1:38:47.314	20	1	2:03.118	38.879	39.712	44.527	243.2	1:08:44.349																		
31	3	2:01.267	37.992	38.641	44.634	251.2	1:40:48.581	21	1	2:03.958	39.330	39.950	44.678	251.2	1:10:48.307																		
32	3	2:05.841	38.664	40.308	46.869	252.3	1:42:54.422	22	1	2:04.753	39.801	40.002	44.950	248.3	1:12:53.060																		
33	3	2:02.750	38.918	39.556	44.276	251.7	1:44:57.172	23	1	2:01.787	38.868	38.931	43.988	246.0	1:14:54.847																		
34	3	2:05.259	38.236	39.529	47.494	252.3	1:47:02.431	24	1	2:02.414	38.694	39.499	44.221	251.2	1:16:57.261																		
35	3	2:36.123 B	43.556	43.578	1:08.989	238.9	1:49:38.554	25	1	2:03.529	38.729	40.150	44.650	250.0	1:19:00.790																		
36	2	5:58.003	4:33.010	40.800	44.193		1:55:36.557	26	1	2:02.617	39.181	39.293	44.143	238.9	1:21:03.407																		
37	2	2:00.683	38.335	38.473	43.875	252.9	1:57:37.240	27	1	2:01.508	38.761	39.018	43.729	251.7	1:23:04.915																		
38	2	2:00.538	37.968	38.347	44.223	252.9	1:59:37.778	28	1	2:02.631	38.496	39.241	44.894	252.3	1:25:07.546																		
39	2	2:00.471	38.114	38.379	43.978	254.7	2:01:38.249	29	1	2:22.914 B	44.282	41.968	56.664	183.1	1:27:30.460																		
40	2	2:00.800	37.856	38.569	44.375	254.1	2:03:39.049	30	1	41:39.708	...	41.916	44.126		2:09:10.168																		
41	2	2:01.825	38.195	39.185	44.445	254.1	2:05:40.874	31	1	2:01.572	38.237	39.423	43.912	252.3	2:11:11.740																		
42	2	2:00.752	38.079	38.770	43.903	255.3	2:07:41.626	32	1	2:00.851	38.460	38.739	43.652	252.9	2:13:12.591																		
43	2	2:00.587	38.024	38.251	44.312	255.3	2:09:42.213	33	1	2:00.660	38.435	38.771	43.454	254.1	2:15:13.251																		
44	2	2:01.730	37.903	38.559	45.268	252.9	2:11:43.943	34	1	2:01.593	38.109	39.581	43.903	255.3	2:17:14.844																		
45	2	2:10.653 B	37.988	39.003	53.662	255.3	2:13:54.596	35	1	1:59.303	37.896	38.356	43.051	254.7	2:19:14.147																		
46	1	16:21.261	...	46.130	51.537		2:30:15.857	36	1	2:02.449	39.348	39.643	43.458	255.9	2:21:16.596																		
47	1	2:13.426	42.196	41.553	49.677	219.1	2:32:29.283	37	1	1:58.897	37.715	38.134	43.048	253.5	2:23:15.493																		
48	1	2:05.847	40.130	40.007	45.710	244.3	2:34:35.130	38	1	2:00.472	37.652	39.110	43.710	255.9	2:25:15.965																		
49	1	2:02.387	38.295	39.680	44.412	252.9	2:36:37.517	39	1	2:18.026	53.787	39.677	44.562	254.1	2:27:33.991																		
50	1	2:00.061	38.466	38.321	43.274	250.0	2:38:37.578	40	1	1:58.828	37.871	37.816	43.141	257.1	2:29:32.819																		
51	1	1:55.762	36.490	36.622	42.650	255.3	2:40:33.340	41	1	1:58.816	37.611	37.797	43.408	255.3	2:31:31.635																		
52	1	1:53.951	35.799	36.089	42.063	256.5	2:42:27.291	42	1	1:57.794	37.324	37.547	42.923	258.4	2:33:29.429																		
53	1	1:51.446	35.239	35.399	40.808	255.3	2:44:18.737	43	1	1:57.541	37.452	37.411	42.678	257.1	2:35:26.970																		
54	1	1:49.761	34.449	34.918	40.394	259.0	2:46:08.498	44	1	1:59.550	38.157	37.916	43.477	255.9	2:37:26.520																		
55	1	1:50.170	34.573	34.596	41.001	260.2	2:47:58.668	45	1	2:09.596 B	37.954	38.539	53.103	256.5	2:39:36.116																		
56	1	2:09.927 B	47.488	34.841	47.598	259.6	2:50:08.595																										
57	3	4:22.726	3:04.875	36.768	41.083		2:54:31.321																										
58	3	1:50.228	34.417	35.492	40.319	257.8	2:56:21.549																										
59	3	1:48.358	34.403	34.579	39.376	257.1	2:58:09.907																										
60	3	1:56.213 B	34.235	34.737	47.241	259.0	3:00:06.120																										
11 Eurointernational																Ligier JS P320 - Nissan LMP3																	
11																Ligier JS P320 - Nissan LMP3																	
1	1	23:57.684	...	42.560	47.284		23:57.684																										
2	1	2:12.064	38.944	40.838	52.282	237.9	26:09.748																										
3	1	2:06.759	39.880	41.447	45.432	240.0	28:16.507																										
13 Inter Europol Competition																Ligier JS P320 - Nissan LMP3																	
13																Ligier JS P320 - Nissan LMP3																	
1. Tim CRESWICK																																	
2. Adam ALI																																	
1	2	36:09.245	...	42.110	45.771		36:09.245																										
2	2	2:03.074	39.352	39.246	44.476	242.2	38:12.319																										
3	2	2:02.355	38.845	39.042	44.468	246.6	40:14.674																										
4	2	2:01.366	38.684	38.885	43.797	247.7	42:16.040																										
5	2	2:02.113	38.116	39.890	44.107	249.4	44:18.153																										
6	2	2:00.578	38.527	38.429	43.622	250.0	46:18.731																										
7	2	2:00.653	38.767	38.253	43.633	251.7	48:19.384																										
8	2	2:01.342	38.851	38.637	43.854	252.3	50:20.726																										



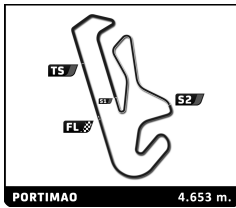


ELMS Rookie Test
4 Hours of Portimao
Morning Test

Sector Analysis

Lap under Red Flag											Invalidated Lap	Personal Best	Session Best	B Crossing the pit lane	
Lap	D	Time	Sector 1	Sector 2	Sector 3	T. Spd	Elapsed	Lap	D	Time	Sector 1	Sector 2	Sector 3	T. Spd	Elapsed
9	2	2:00.018	38.162	38.278	43.578	252.3	52:20.744	24	1	1:59.473	35.194	36.898	47.381	255.9	2:51:32.699
10	2	2:07.909	38.412	38.732	50.765	252.9	54:28.653	25	1	2:02.678	35.424	44.337	42.917	257.1	2:53:35.377
11	2	2:00.203	37.742	38.485	43.976	252.9	56:28.856	26	1	1:51.516	34.710	35.336	41.470	257.8	2:55:26.893
12	2	1:59.523	37.871	37.923	43.729	255.9	58:28.379	27	1	1:59.405	35.317	40.486	43.602	257.8	2:57:26.298
13	2	2:59.990 B	40.720	59.297	1:19.973	255.9	1:01:28.369	28	1	1:51.297	34.693	35.281	41.323	257.1	2:59:17.595
14	2	9:24.117	7:50.694	44.555	48.868		1:10:52.486	29	1	1:52.928	34.975	35.239	42.714	257.1	3:01:10.523
15	2	2:08.854	40.765	41.395	46.694	225.9	1:13:01.340	17 COOL Racing Ligier JS P320 - Nissan 1. Alexander BUKHANTSOV 3. Romain FAYRE LMP3 2. James WINSLOW							
16	2	2:10.449	40.093	42.854	47.502	250.6	1:15:11.789	1	3	7:40.712	6:08.829	44.136	47.747		7:40.712
17	2	2:06.606	39.769	40.504	46.333	251.2	1:17:18.395	2	3	2:07.706	40.557	40.451	46.698	210.5	9:48.418
18	2	2:09.182	39.950	41.275	47.957	252.3	1:19:27.577	3	3	2:10.824	41.023	40.840	48.961	203.0	11:59.242
19	2	2:09.968	40.793	42.098	47.077	249.4	1:21:37.545	4	3	2:07.941	39.791	40.283	47.867	219.1	14:07.183
20	2	2:07.283	40.315	40.903	46.065	252.3	1:23:44.828	5	3	2:06.002	39.500	39.772	46.730	237.4	16:13.185
21	2	2:25.070 B	39.911	39.922	1:05.237	253.5	1:26:09.898	6	3	2:09.681	40.084	40.959	48.638	237.4	18:22.866
22	1	10:47.631	9:19.768	40.228	47.635		1:36:57.529	7	3	2:04.544	39.557	39.464	45.523	242.7	20:27.410
23	1	2:05.512	39.218	40.632	45.662	251.7	1:39:03.041	8	3	2:17.267B	38.532	39.906	58.829	247.1	22:44.677
24	1	2:04.726	38.879	39.967	45.880	252.9	1:41:07.767	9	3	41:35.923	...	40.204	44.935		1:04:20.600
25	1	2:05.243	39.280	40.319	45.644	252.9	1:43:13.010	10	3	2:01.592	38.239	38.997	44.356	253.5	1:06:22.192
26	1	2:04.228	38.683	40.064	45.481	254.1	1:45:17.238	11	3	2:02.013	37.985	39.535	44.493	255.9	1:08:24.205
27	1	2:15.035 B	38.677	39.817	56.541	254.1	1:47:32.273	12	3	2:00.938	38.541	38.316	44.081	254.1	1:10:25.143
28	2	10:36.622	9:15.123	38.062	43.437		1:58:08.895	13	3	1:59.296	37.554	37.773	43.969	255.3	1:12:24.439
29	2	1:59.123	37.521	38.067	43.535	252.9	2:00:08.018	14	3	2:02.458	37.383	38.016	47.059	255.3	1:14:26.897
30	2	2:01.290	37.601	37.926	45.763	253.5	2:02:09.308	15	3	1:59.663	37.686	37.490	44.487	256.5	1:16:26.560
31	2	2:00.141	37.487	38.660	43.994	251.7	2:04:09.449	16	3	1:59.192	37.570	37.611	44.011	254.7	1:18:25.752
32	2	1:58.420	37.305	37.711	43.404	252.9	2:06:07.869	17	3	1:58.700	37.133	37.395	44.172	255.9	1:20:24.452
33	2	2:00.634	37.434	37.790	45.410	255.3	2:08:08.503	18	3	2:09.835 B	37.293	37.573	54.969	255.3	1:22:34.287
34	2	1:58.625	37.103	37.750	43.772	253.5	2:10:07.128	19	3	27:02.826 B	...	1:06.016	1:20.743		1:49:37.113
35	2	2:08.810B	38.279	39.008	51.523	254.1	2:12:15.938	20	3	4:59.392	3:36.271	38.793	44.328		1:54:36.505
15 RLR M Sport Ligier JS P320 - Nissan 1. Mathias JAKOBSEN 3. Peter ZHAMINOV LMP3 2. Wyatt BRICHACEK															
1	1	8:54.594	7:28.797	40.261	45.536		8:54.594	21	3	1:59.803	37.361	37.947	44.495	253.5	1:56:36.308
2	1	2:03.741	38.651	39.031	46.059	246.6	10:58.335	22	3	1:58.522	37.104	37.515	43.903	254.7	1:58:34.830
3	1	2:05.609	39.077	38.929	47.603	240.0	13:03.944	23	3	1:58.339	37.133	37.428	43.778	255.9	2:00:33.169
4	1	2:05.936	39.014	40.216	46.706	241.6	15:09.880	24	3	2:01.726	39.024	38.787	43.915	257.1	2:02:34.895
5	1	2:46.588B	38.494	1:13.168	54.926	241.6	17:56.468	25	3	1:58.708	37.330	37.480	43.898	257.8	2:04:33.603
6	1	10:02.295	8:40.431	37.913	43.951		27:58.763	26	3	1:59.882	37.152	39.114	43.616	258.4	2:06:33.485
7	1	1:58.340	37.411	37.827	43.102	246.0	29:57.103	27	3	1:59.241	37.368	38.029	43.844	258.4	2:08:32.726
8	1	1:57.767	36.875	37.119	43.773	247.7	31:54.870	28	3	1:58.557	37.078	37.894	43.585	259.6	2:10:31.283
9	1	2:04.602B	37.410	37.482	49.710	247.7	33:59.472	29	3	1:57.820	36.889	37.489	43.442	259.0	2:12:29.103
10	1	15:58.803B	...	3:06.180	1:17.167		49:58.275	30	3	1:57.477	36.829	37.199	43.449	259.0	2:14:26.580
11	1	53:00.258	...	43.953	47.478		1:42:58.533	31	3	1:57.731	36.829	37.368	43.534	259.0	2:16:24.311
12	1	2:04.256	39.694	39.623	44.939	245.5	1:45:02.789	32	3	1:57.939	36.842	37.467	43.630	259.0	2:18:22.250
13	1	2:03.496	38.715	38.871	45.910	249.4	1:47:06.285	33	3	1:57.047	36.822	37.097	43.128	259.6	2:20:19.297
14	1	2:39.576 B	55.454	42.835	1:01.287	250.0	1:49:45.861	34	3	2:15.257B	38.116	40.416	56.725	260.2	2:22:34.554
15	1	5:44.421	4:20.181	39.251	44.989		1:55:30.282	35	3	24:38.069	...	36.820	41.468		2:47:12.623
16	1	2:01.016	38.136	38.204	44.676	251.2	1:57:31.298	36	3	1:51.581	34.886	35.414	41.281	260.2	2:49:04.204
17	1	2:00.571	37.889	38.421	44.261	251.7	1:59:31.869	37	3	1:50.829	34.945	35.169	40.715	260.9	2:50:55.033
18	1	2:00.775	38.140	38.005	44.630	252.9	2:01:32.644	38	3	1:52.528	34.922	35.880	41.726	261.5	2:52:47.561
19	1	2:00.060	37.958	37.915	44.187	253.5	2:03:32.704	39	3	2:00.908	35.498	35.804	49.606	263.4	2:54:48.469
20	1	2:03.505	38.013	38.587	46.905	254.7	2:05:36.209	40	3	1:50.011	34.583	34.754	40.674	263.4	2:56:38.480
21	1	3:18.786B	37.994	1:45.336	55.456	254.7	2:08:54.995	41	3	1:50.706	34.721	35.244	40.741	263.4	2:58:29.186
22	1	38:45.611	...	38.045	42.475		2:47:40.606	42	3	1:50.801	34.867	34.754	41.180	262.8	3:00:19.987
23	1	1:52.620	35.482	35.681	41.457	254.7	2:49:33.226								



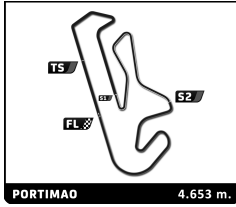


ELMS Rookie Test
4 Hours of Portimao
Morning Test

Sector Analysis

Lap under Red Flag											Invalidated Lap	Personal Best	Session Best	B Crossing the pit lane		
Lap	D	Time	Sector 1	Sector 2	Sector 3	T. Spd	Elapsed	Lap	D	Time	Sector 1	Sector 2	Sector 3	T. Spd	Elapsed	
19 Team Virage 1.Viacheslav GUTAK 2.Ian RODRIGUEZ							Oreca 07 - Gibson LMP2 Pro/Am									
1	1	1:12:53.195	...	44.125	45.660		2:12:53.195	35	2	1:52.990	35.554	36.156	41.280	274.8	2:14:05.252	
2	1	2:02.141	38.093	40.274	43.774	266.7	2:14:55.336	36	2	1:53.549	35.693	35.799	42.057	275.5	2:15:58.801	
3	1	1:58.079	37.300	38.549	42.230	267.3	2:16:53.415	37	2	1:52.039	35.233	35.542	41.264	275.5	2:17:50.840	
4	1	1:56.527	36.240	38.198	42.089	272.0	2:18:49.942	38	2	1:51.949	35.394	35.471	41.084	276.2	2:19:42.789	
5	1	2:32.412 B	1:00.104	39.482	52.826	273.4	2:21:22.354	39	2	1:52.142	35.521	35.409	41.212	276.9	2:21:34.931	
6	1	6:04.830	4:43.704	39.056	42.070		2:27:27.184	40	2	2:00.754 B	35.664	36.202	48.888	276.9	2:23:35.685	
7	1	2:35.213	1:13.599	39.409	42.205	274.1	2:30:02.397	41	1	18:08.704	...	39.536	45.775		2:41:44.389	
8	1	1:55.166	36.613	37.060	41.493	272.7	2:31:57.563	42	1	2:02.448	38.941	39.317	44.190	260.2	2:43:46.837	
9	1	1:54.508	36.018	37.174	41.316	274.1	2:33:52.071	43	1	1:58.965	37.545	38.694	42.726	257.8	2:45:45.802	
10	1	1:55.077	37.025	36.521	41.531	274.8	2:35:47.148	44	1	1:55.926	36.466	37.585	41.875	268.7	2:47:41.728	
11	1	1:53.141	35.476	36.454	41.211	275.5	2:37:40.289	45	1	1:54.396	35.928	36.514	41.954	268.0	2:49:36.124	
12	1	1:53.706	35.421	37.298	40.987	274.1	2:39:33.995	46	1	1:55.537	36.250	36.607	42.680	270.7	2:51:31.661	
13	1	1:59.639 B	34.933	36.312	48.394	275.5	2:41:33.634	47	1	1:52.973	35.473	36.524	40.976	272.7	2:53:24.634	
20 Algarve Pro Racing 1.Kriton LENTOUDIS 2.Freddie TOMLINSON							Oreca 07 - Gibson LMP2 Pro/Am									
1	2	28:45.678	...	44.229	50.349		28:45.678	22	United Autosports USA 1.Bijoy GARG						Oreca 07 - Gibson LMP2 Pro/Am	
2	2	2:07.643	40.392	40.793	46.458	226.9	30:53.321	1	1	24:57.249 B	...	46.720	1:01.926		24:57.249	
3	2	2:08.160	39.718	40.856	47.586	252.3	33:01.481	2	1	8:03.535	6:29.871	45.580	48.084		33:00.784	
4	2	2:05.287	40.123	39.754	45.410	232.3	35:06.768	3	1	2:23.883	42.589	42.821	58.473	227.8	35:24.667	
5	2	2:03.684	38.871	39.968	44.845	259.0	37:10.452	4	1	2:08.397	40.627	41.809	45.961	226.9	37:33.064	
6	2	2:03.162	38.594	39.472	45.096	255.3	39:13.614	5	1	2:04.316	38.828	40.076	45.412	258.4	39:37.380	
7	2	2:40.119	38.439	1:16.508	45.172	260.9	41:53.733	6	1	2:06.904	40.441	41.167	45.296	259.0	41:44.284	
8	2	2:03.274	39.115	39.600	44.559	241.6	43:57.007	7	1	2:02.331	37.891	39.356	45.084	268.0	43:46.615	
9	2	2:01.734	38.886	38.466	44.382	262.1	45:58.741	8	1	2:04.098	39.188	39.792	45.118	267.3	45:50.713	
10	2	2:03.480	39.265	39.804	44.411	267.3	48:02.221	9	1	2:03.276	38.109	40.348	44.819	268.7	47:53.989	
11	2	2:01.128	38.392	38.534	44.202	268.0	50:03.349	10	1	2:00.395	37.329	38.966	44.100	270.7	49:54.384	
12	2	2:09.814 B	38.298	38.440	53.076	266.7	52:13.163	11	1	1:59.059	36.908	38.378	43.773	272.7	51:53.443	
13	2	4:13.576	2:49.667	40.229	43.680		56:26.739	12	1	2:15.634 B	37.586	41.483	56.565	274.1	54:09.077	
14	2	2:00.026	37.902	38.306	43.818	268.0	58:26.765	13	1	14:23.343	...	39.331	45.307		1:08:32.420	
15	2	2:59.973 B	37.541	1:03.204	1:19.228	270.7	1:01:26.738	14	1	2:00.816	37.402	38.398	45.016	271.4	1:10:33.236	
16	2	3:46.329	2:23.000	39.295	44.034		1:05:13.067	15	1	2:01.791	38.573	39.022	44.196	257.8	1:12:35.027	
17	2	1:59.541	37.933	38.082	43.526	268.7	1:07:12.608	16	1	1:57.038	36.616	37.438	42.984	273.4	1:14:32.065	
18	2	2:09.828	38.103	38.532	53.193	270.7	1:09:22.436	17	1	1:57.096	36.619	37.495	42.982	276.2	1:16:29.161	
19	2	2:01.090	39.193	38.473	43.424	271.4	1:11:23.526	18	1	2:03.193	36.240	37.976	48.977	276.9	1:18:32.354	
20	2	1:58.545	37.690	37.963	42.892	270.7	1:13:22.071	19	1	1:58.768	36.458	39.627	42.683	277.6	1:20:31.122	
21	2	2:00.798	37.840	38.161	44.797	271.4	1:15:22.869	20	1	1:57.521	36.668	38.130	42.723	278.4	1:22:28.643	
22	2	2:03.529	38.816	39.775	44.938	255.3	1:17:26.398	21	1	2:08.366 B	37.554	37.995	52.817	278.4	1:24:37.009	
23	2	1:58.748	37.649	38.142	42.957	270.7	1:19:25.146	22	1	56:43.894	...	40.065	45.137		2:21:20.903	
24	2	2:05.269 B	37.461	37.555	50.253	272.0	1:21:30.415	23	1	1:57.319	37.750	37.411	42.158	254.1	2:23:18.222	
25	2	33:19.009	...	39.288	43.247		1:54:49.424	24	1	1:58.530	35.701	38.761	44.068	279.1	2:25:16.752	
26	2	1:57.984	38.457	37.137	42.390	271.4	1:56:47.408	25	1	1:54.151	35.908	36.663	41.580	278.4	2:27:10.903	
27	2	1:58.993	37.368	37.555	44.070	258.4	1:58:46.401	26	1	1:54.298	35.764	36.804	41.730	279.8	2:29:05.201	
28	2	1:57.055	37.625	37.324	42.106	272.0	2:00:43.456	27	1	1:53.893	36.130	36.607	41.156	280.5	2:30:59.094	
29	2	1:56.513	36.441	37.709	42.363	273.4	2:02:39.969	28	1	1:53.173	35.352	36.482	41.339	281.2	2:32:52.267	
30	2	1:55.087	36.439	36.634	42.014	273.4	2:04:35.056	29	1	1:52.732	35.093	36.729	40.910	282.0	2:34:44.999	
31	2	1:55.270	36.736	36.815	41.719	274.1	2:06:30.326	30	1	1:53.226	35.235	36.501	41.490	282.7	2:36:38.225	
32	2	1:54.889	36.572	36.845	41.472	274.1	2:08:25.215	31	1	1:52.822	35.575	36.403	40.844	281.2	2:38:31.047	
33	2	1:54.011	36.239	36.317	41.455	275.5	2:10:19.226	32	1	2:04.046 B	35.559	37.207	51.280	283.5	2:40:35.093	
34	2	1:53.036	35.905	35.838	41.293	275.5	2:12:12.262	33	1	4:55.661	3:38.823	36.159	40.679		2:45:30.754	





ELMS Rookie Test
4 Hours of Portimao
Morning Test

Sector Analysis

Lap under Red Flag Invalidated Lap Personal Best Session Best Crossing the pit lane

Lap	D	Time	Sector 1	Sector 2	Sector 3	T. Spd	Elapsed	Lap	D	Time	Sector 1	Sector 2	Sector 3	T. Spd	Elapsed
34	1	1:50.228	34.627	35.455	40.146	282.0	2:47:20.982	7	3	2:01.015	37.506	39.495	44.014	272.0	41:46.858
35	1	1:49.441	33.963	35.418	40.060	282.7	2:49:10.423	8	3	1:59.972	37.503	37.907	44.562	272.0	43:46.830
36	1	1:49.251	34.207	34.973	40.071	282.0	2:50:59.674	9	3	1:58.100	36.806	37.691	43.603	271.4	45:44.930
37	1	1:49.374	34.142	35.164	40.068	284.2	2:52:49.048	10	3	1:57.486	37.273	37.560	42.653	268.0	47:42.416
38	1	1:50.963	34.582	35.775	40.606	286.5	2:54:40.011	11	3	2:05.892 B	36.616	37.811	51.465	273.4	49:48.308
39	1	1:55.201	33.975	39.507	41.719	285.0	2:56:35.212	12	2	14:08.633	...	40.020	43.941	...	1:03:56.941
40	1	1:48.894	33.528	35.027	40.339	285.0	2:58:24.106	13	2	1:56.037	37.125	37.009	41.903	266.0	1:05:52.978
41	1	1:50.732	34.140	35.248	41.344	285.0	3:00:14.838	14	2	1:54.611	36.024	36.773	41.814	274.1	1:07:47.589

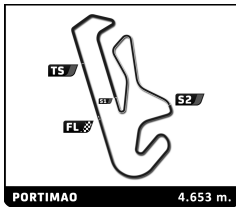
24		Nielsen Racing		Oreca 07 - Gibson			
		1.Christian BOGLE		LMP2 Pro/Am			
1	1	1:06:19.941 B	...	41.048	55.781	1:06:19.941	
2	1	4:38.194	3:12.377	40.920	44.897	1:10:58.135	
3	1	2:03.403	38.057	39.706	45.640	268.7	1:13:01.538
4	1	2:01.029	38.466	38.480	44.083	268.0	1:15:02.567
5	1	1:58.263	37.051	37.820	43.392	267.3	1:17:00.830
6	1	2:00.350	36.949	38.978	44.423	271.4	1:19:01.180
7	1	1:56.964	36.727	37.324	42.913	272.0	1:20:58.144
8	1	1:56.568	36.253	37.589	42.726	272.7	1:22:54.712
9	1	1:57.176	37.303	37.408	42.465	272.7	1:24:51.888
10	1	2:21.953 B	39.278	41.336	1:01.339	273.4	1:27:13.841
11	1	11:28.453	...	40.640	44.369	...	1:38:42.294
12	1	1:57.750	36.577	37.851	43.322	269.3	1:40:40.044
13	1	1:56.636	36.314	37.401	42.921	271.4	1:42:36.680
14	1	1:56.375	36.432	37.239	42.704	273.4	1:44:33.055
15	1	1:56.047	36.388	37.235	42.424	274.1	1:46:29.102
16	1	2:42.369 B	36.684	47.760	1:17.925	272.0	1:49:11.471
17	1	20:42.952	...	38.037	42.750	...	2:09:54.423
18	1	1:57.283	36.335	38.365	42.583	273.4	2:11:51.706
19	1	1:55.462	35.898	37.260	42.304	275.5	2:13:47.168
20	1	1:54.314	35.488	36.655	42.171	273.4	2:15:41.482
21	1	1:54.514	35.656	36.325	42.533	276.2	2:17:35.996
22	1	1:53.821	35.339	36.340	42.142	275.5	2:19:29.817
23	1	1:56.039	35.271	36.962	43.806	277.6	2:21:25.856
24	1	1:53.774	35.269	36.513	41.992	274.8	2:23:19.630
25	1	1:56.363	35.356	38.141	42.866	277.6	2:25:15.993
26	1	1:52.657	35.200	35.776	41.681	276.2	2:27:08.650
27	1	2:01.482 B	35.077	36.481	49.924	276.9	2:29:10.132
28	1	19:06.357	...	36.350	40.076	...	2:48:16.489
29	1	1:47.479	33.611	34.599	39.269	276.9	2:50:03.968
30	1	1:46.937	33.294	34.304	39.339	279.8	2:51:50.905
31	1	1:48.054	33.418	35.280	39.356	279.8	2:53:38.959
32	1	1:48.788	34.261	34.879	39.648	281.2	2:55:27.747
33	1	1:58.961 B	35.402	35.922	47.637	274.8	2:57:26.708

28		IDEC Sport		Oreca 07 - Gibson			
		1.Mathys JAUBERT		LMP2			
		2.Vladislav LOMKO		3.Sebastian ALVAREZ			
				4.Dino LUNARDI			
1	3	29:31.848	...	46.119	49.060	29:31.848	
2	3	2:06.766	40.075	40.667	46.024	226.4	31:38.614
3	3	2:03.258	38.431	39.944	44.883	265.4	33:41.872
4	3	2:02.290	38.231	39.074	44.985	266.7	35:44.162
5	3	2:01.632	38.418	38.928	44.286	269.3	37:45.794
6	3	2:00.049	37.436	38.610	44.003	268.7	39:45.843

30		Duqueine Team		Oreca 07 - Gibson			
		1.Carl WATTANA BENNETT		LMP2			
		2.Jean Karl VERNAY		3.Alejandro GARCIA			
1	2	22:30.639	...	42.494	47.324	22:30.639	
2	2	2:06.375	40.088	40.299	45.988	227.8	24:37.014
3	2	2:02.638	38.708	38.567	45.363	257.8	26:39.652
4	2	2:11.342 B	38.229	39.172	53.941	263.4	28:50.994
5	2	4:46.446	3:22.504	38.984	44.958	...	33:37.440
6	2	1:59.756	37.737	38.276	43.743	263.4	35:37.196
7	2	2:00.597	38.890	37.766	43.941	257.8	37:37.793

30		Duqueine Team		Oreca 07 - Gibson			
		1.Carl WATTANA BENNETT		LMP2			
		2.Jean Karl VERNAY		3.Alejandro GARCIA			
1	2	22:30.639	...	42.494	47.324	22:30.639	
2	2	2:06.375	40.088	40.299	45.988	227.8	24:37.014
3	2	2:02.638	38.708	38.567	45.363	257.8	26:39.652
4	2	2:11.342 B	38.229	39.172	53.941	263.4	28:50.994
5	2	4:46.446	3:22.504	38.984	44.958	...	33:37.440
6	2	1:59.756	37.737	38.276	43.743	263.4	35:37.196
7	2	2:00.597	38.890	37.766	43.941	257.8	37:37.793



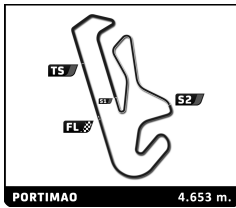


ELMS Rookie Test
4 Hours of Portimao
Morning Test

Sector Analysis

Lap under Red Flag											Invalidated Lap	Personal Best	Session Best	B Crossing the pit lane	
Lap	D	Time	Sector 1	Sector 2	Sector 3	T. Spd	Elapsed	Lap	D	Time	Sector 1	Sector 2	Sector 3	T. Spd	Elapsed
8	2	1:59.922	37.926	38.174	43.822	254.1	39:37.715	6	1	2:18.976	39.289	39.242	1:00.445	254.1	58:20.691
9	2	1:59.247	38.263	37.747	43.237	256.5	41:36.962	7	1	6:33.703	5:08.839	40.014	44.850		1:04:54.394
10	2	1:58.167	37.423	37.802	42.942	267.3	43:35.129	8	1	2:03.391	39.097	39.351	44.943	253.5	1:06:57.785
11	2	1:57.222	37.398	37.247	42.577	268.7	45:32.351	9	1	2:02.058	38.443	38.854	44.761	254.1	1:08:59.843
12	2	1:57.192	37.152	37.135	42.905	270.7	47:29.543	10	1	2:02.454	38.787	38.966	44.701	254.1	1:11:02.297
13	2	2:04.689	36.841	37.896	49.952	272.0	49:34.232	11	1	2:01.604	38.701	38.316	44.587	255.3	1:13:03.901
14	1	8:14.866	6:42.962	44.998	46.906		57:49.098	12	1	2:13.687	38.458	40.507	54.722	253.5	1:15:17.588
15	1	2:45.910	38.737	47.774	1:19.399	269.3	1:00:35.008	13	1	46:04.826	...	41.414	45.464		2:01:22.414
16	1	4:25.152	2:53.815	42.708	48.629		1:05:00.160	14	1	2:01.378	38.321	38.617	44.440	252.3	2:03:23.792
17	1	2:09.074	38.802	44.162	46.110	266.7	1:07:09.234	15	1	2:00.672	37.699	38.702	44.271	254.1	2:05:24.464
18	1	2:03.030	38.193	40.697	44.140	270.7	1:09:12.264	16	1	2:00.503	37.928	38.151	44.424	255.9	2:07:24.967
19	1	2:15.228	38.927	40.475	55.826	272.0	1:11:27.492	17	1	2:01.711	38.110	39.261	44.340	256.5	2:09:26.678
20	1	1:54.299	...	54.621	1:22.668		1:27:10.482	18	1	2:00.074	37.775	38.410	43.889	257.1	2:11:26.752
21	1	10:02.163	8:31.635	43.474	47.054		1:37:12.645	19	1	2:00.255	37.670	38.031	44.554	258.4	2:13:27.007
22	1	2:06.047	40.384	40.764	44.899	235.8	1:39:18.692	20	1	1:59.516	37.525	37.881	44.110	255.9	2:15:26.523
23	1	2:11.520	38.998	41.117	51.405	246.6	1:41:30.212	21	1	1:59.759	37.555	38.024	44.180	257.1	2:17:26.282
24	2	13:16.220	...	38.428	42.892		1:54:46.432	22	1	2:10.628	37.471	38.083	55.074	257.1	2:19:36.910
25	2	1:55.335	36.654	36.864	41.817	271.4	1:56:41.767	23	1	14:53.335	...	37.707	42.790		2:34:30.245
26	2	1:55.886	36.769	36.990	42.127	274.1	1:58:37.653	24	1	1:55.066	36.120	36.498	42.448	255.3	2:36:25.311
27	2	2:04.340	36.569	37.145	50.626	273.4	2:00:41.993	25	1	2:03.388	36.235	36.959	50.194	257.1	2:38:28.699
28	1	4:57.468	3:33.336	40.139	43.993		2:05:39.461	26	1	18:18.365	...	36.705	41.538		2:56:47.064
29	1	1:59.430	37.413	39.044	42.973	273.4	2:07:38.891	27	1	1:51.085	34.866	35.139	41.080	259.0	2:58:38.149
30	1	1:58.151	37.401	38.467	42.283	276.2	2:09:37.042	28	1	1:51.532	34.721	35.401	41.410	259.0	3:00:29.681
31	1	1:58.083	37.467	38.588	42.028	277.6	2:11:35.125	51 AF Corse Ferrari 296 GT3							
32	1	1:56.010	36.123	37.862	42.025	279.1	2:13:31.135	1.Duncan CAMERON 3.Matthew GRIFFIN GT3							
33	1	1:59.628	36.660	38.641	44.327	278.4	2:15:30.763	2.David PEREL							
34	1	1:56.974	36.953	37.902	42.119	272.0	2:17:27.737	1	1	4:45.325	43.834	55.789			4:45.325
35	1	1:58.470	36.681	38.606	43.183	278.4	2:19:26.207	2	1	4:52.658	3:23.339	42.551	46.768		9:37.983
36	1	2:05.459	37.101	37.586	50.772	277.6	2:21:31.666	3	1	2:19.660	40.309	40.577	58.774	218.6	11:57.643
37	3	7:29.965	6:08.695	38.622	42.648		2:29:01.631	4	1	26:45.131	...	40.863	47.640		38:42.774
38	3	1:53.995	36.027	36.257	41.711	272.7	2:30:55.626	5	1	2:04.196	38.937	39.559	45.700	245.5	40:46.970
39	3	1:52.098	35.137	35.892	41.069	272.7	2:32:47.724	6	1	2:02.523	38.529	38.923	45.071	247.1	42:49.493
40	3	1:52.898	35.311	36.135	41.452	274.1	2:34:40.622	7	1	2:01.777	38.280	38.661	44.836	247.7	44:51.270
41	3	1:51.278	34.866	35.841	40.571	276.2	2:36:31.900	8	1	2:02.527	38.807	38.945	44.775	248.8	46:53.797
42	3	1:50.323	34.771	35.113	40.439	277.6	2:38:22.223	9	1	2:01.287	38.084	38.649	44.554	249.4	48:55.084
43	3	1:49.516	34.495	34.849	40.172	277.6	2:40:11.739	10	1	2:10.823	38.803	39.157	52.863	251.2	51:05.907
44	3	1:49.894	34.551	35.015	40.328	279.1	2:42:01.633	11	1	15:13.164	...	41.692	48.705		1:06:19.071
45	3	1:48.637	33.940	34.599	40.098	278.4	2:43:50.270	12	1	2:09.328	39.697	41.081	48.550	249.4	1:08:28.399
46	3	1:49.442	34.301	35.256	39.885	279.8	2:45:39.712	13	1	2:03.979	39.261	39.460	45.258	251.2	1:10:32.378
47	3	1:55.006	34.256	35.260	45.490	278.4	2:47:34.718	14	1	2:02.758	38.894	38.948	44.916	251.7	1:12:35.136
48	1	5:11.790	3:52.355	38.094	41.341		2:52:46.508	15	1	2:27.527	38.585	38.838	1:10.104	252.9	1:15:02.663
49	1	1:52.155	35.533	36.288	40.334	276.9	2:54:38.663	16	1	2:03.358	38.721	39.158	45.479	248.8	1:17:06.021
50	1	1:49.644	34.644	35.536	39.464	276.9	2:56:28.307	17	1	2:02.854	38.496	38.928	45.430	251.7	1:19:08.875
51	1	1:48.088	33.722	34.612	39.754	278.4	2:58:16.395	18	1	2:05.248	38.496	40.662	46.090	252.3	1:21:14.123
52	1	1:48.860	33.637	34.206	41.017	277.6	3:00:05.255	19	1	2:03.510	38.390	39.439	45.681	252.9	1:23:17.633
31 Racing Spirit of Leman Ligier JS P320 - Nissan LMP3							1.Marius FOSSARD								
1	1	47:12.956	...	46.402	49.733		47:12.956	20	1	2:11.830	38.964	38.983	53.883	253.5	1:25:29.463
2	1	2:08.947	40.179	42.955	45.813	245.5	49:21.903	21	1	29:28.462	...	38.803	46.491		1:54:57.925
3	1	2:27.721	59.148	42.057	46.516	251.2	51:49.624	22	1	2:02.438	38.218	38.589	45.631	255.3	1:57:00.363
4	1	2:07.844	40.187	42.097	45.560	251.7	53:57.468	23	1	2:02.974	38.378	39.119	45.477	250.6	1:59:03.337
5	1	2:04.247	39.395	39.420	45.432	252.3	56:01.715	24	1	2:02.556	38.365	38.890	45.301	252.3	2:01:05.893
								25	1	2:03.175	38.165	39.475	45.535	252.3	2:03:09.068
								26	1	2:02.572	38.108	39.264	45.200	251.7	2:05:11.640
								27	1	2:04.692	38.796	39.424	46.472	254.1	2:07:16.332



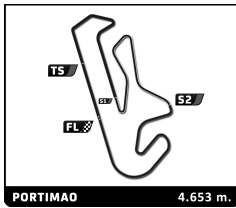


ELMS Rookie Test
4 Hours of Portimao
Morning Test

Sector Analysis

Lap	D	Time	Sector 1	Sector 2	Sector 3	T. Spd	Elapsed	Lap	D	Time	Sector 1	Sector 2	Sector 3	T. Spd	Elapsed
28	1	2:04.097	38.921	38.854	46.322	254.1	2:09:20.429	34	1	2:00.776	37.131	37.998	45.647	251.2	3:01:52.595
29	1	2:03.711	38.243	39.808	45.660	254.1	2:11:24.140	81 DragonSpeed USA 1. Michael DINAN 2. Charlie EASTWOOD Oreca 07 - Gibson LMP2 Pro/Am							
30	1	2:04.411	38.257	39.324	46.830	254.7	2:13:28.551								
31	1	2:02.214	38.131	38.756	45.327	254.7	2:15:30.765								
32	1	2:10.365	38.916	39.606	51.843	254.7	2:17:41.130								
33	1	7:05.739	5:41.756	39.256	44.727		2:24:46.869								
34	1	2:00.858	37.946	38.308	44.604	254.1	2:26:47.727								
35	1	2:00.386	37.663	38.165	44.558	254.7	2:28:48.113								
36	1	2:07.423	37.565	37.985	51.873	254.7	2:30:55.536								
37	1	8:04.422	6:38.719	40.201	45.502		2:38:59.958								
38	1	1:59.368	37.816	38.409	43.143	254.7	2:40:59.326								
39	1	1:56.279	36.851	36.985	42.443	256.5	2:42:55.605								
40	1	1:54.780	35.939	36.934	41.907	257.1	2:44:50.385								
41	1	1:53.760	35.590	36.331	41.839	257.8	2:46:44.145								
42	1	1:52.965	35.514	36.130	41.321	257.8	2:48:37.110								
43	1	1:52.185	35.245	35.677	41.263	258.4	2:50:29.295								
44	1	2:03.476	35.699	37.742	50.035	259.0	2:52:32.771								
55 AF Corse 1. Custodio TOLEDIO 2. Rui AGUAS Ferrari 296 GT3 GT3	1	18:30.395	...	46.697	57.329		18:30.395								
	2	28:09.357	...	41.416	48.759		46:39.752								
	3	2:03.730	38.967	39.686	45.077	247.1	48:43.482								
	4	2:01.723	38.201	38.870	44.652	250.6	50:45.205								
	5	2:00.264	37.758	38.558	43.948	252.9	52:45.469								
	6	1:59.921	37.805	38.253	43.863	253.5	54:45.390								
	7	1:59.114	37.494	37.844	43.776	254.1	56:44.504								
	8	1:59.736	37.463	37.943	44.330	254.7	58:44.240								
	9	2:47.428	40.817	48.382	1:18.229	255.3	1:01:31.668								
	10	15:20.329	...	50.407	1:21.626		1:16:51.997								
11	5:03.198	3:21.186	45.572	56.440		1:21:55.195									
12	41:00.264	...	50.305	55.509	222.7	2:02:55.459									
13	2:13.931	41.544	42.548	49.839	237.9	2:05:09.390									
14	2:12.753	41.524	41.753	49.476	243.8	2:07:22.143									
15	2:11.197	40.309	41.748	49.140	237.9	2:09:33.340									
16	2:12.574	40.454	42.222	49.898	245.5	2:11:45.914									
17	2:09.612	39.576	41.152	48.884	248.3	2:13:55.526									
18	2:08.419	39.139	40.804	48.476	249.4	2:16:03.945									
19	2:06.764	39.437	40.048	47.279	247.1	2:18:10.709									
20	2:06.351	39.200	40.013	47.138	250.0	2:20:17.060									
21	2:06.515	38.908	40.846	46.761	249.4	2:22:23.575									
22	2:06.912	39.195	40.067	47.650	251.7	2:24:30.487									
23	2:25.625	38.854	41.533	1:05.238	252.3	2:26:56.112									
24	10:43.975	9:16.375	41.751	45.849		2:37:40.087									
25	1:56.896	37.421	36.880	42.595	254.1	2:39:36.983									
26	1:55.376	36.430	36.358	42.588	257.8	2:41:32.359									
27	1:54.355	36.097	35.984	42.274	259.0	2:43:26.714									
28	2:04.756	36.293	37.368	51.095	259.6	2:45:31.470									
29	6:11.631	4:27.914	46.599	57.118		2:51:43.101									
30	2:05.842	38.821	40.227	46.794	247.7	2:53:48.943									
31	2:01.617	37.440	38.460	45.717	252.9	2:55:50.560									
32	2:00.441	37.046	38.224	45.171	254.7	2:57:51.001									
33	2:00.818	36.987	37.754	46.077	252.9	2:59:51.819									
83 AF Corse 1. Nicolas VARRONE 2. Matthieu VAXIVIERE Oreca 07 - Gibson LMP2 Pro/Am	1	2:01.19.25	...	1:03.510	1:17.195		1:01:19.255								
	2	2:44.422	1:18.891	41.145	44.386		1:04:03.677								
	3	2:54.271	35.893	36.754	41.624	274.1	1:05:57.948								
	4	1:52.267	35.663	35.773	40.831	276.2	1:07:50.215								
	5	1:52.516	35.628	36.309	40.579	276.9	1:09:42.731								
	6	1:51.959	35.561	35.813	40.585	277.6	1:11:34.690								
	7	1:50.720	34.956	35.214	40.550	277.6	1:13:25.410								
	8	2:02.258	36.788	36.351	49.119	277.6	1:15:27.668								
	9	5:44.739	4:17.513	41.655	45.571		1:21:12.407								
	10	2:00.237	38.026	38.762	43.449	271.4	1:23:12.644								
11	2:08.641	37.176	37.992	53.473	274.1	1:25:21.285									
12	11:16.437	9:55.125	38.306	43.006		1:36:37.722									
13	1:56.678	37.367	37.551	41.760	272.7	1:38:34.400									
14	1:55.246	36.242	37.376	41.628	276.2	1:40:29.646									
15	2:01.432	36.045	37.023	48.364	276.9	1:42:31.078									





ELMS Rookie Test
4 Hours of Portimao
Morning Test

Sector Analysis

Lap	D	Time	Sector 1	Sector 2	Sector 3	T. Spd	Elapsed	Lap	D	Time	Sector 1	Sector 2	Sector 3	T. Spd	Elapsed
16	1	1:55.531	36.573	37.135	41.823	272.7	1:44:26.609	28	3	1:51.446	34.964	35.613	40.869	279.8	2:09:56.487
17	1	1:55.884	36.616	37.041	42.227	277.6	1:46:22.493	29	3	1:58.764 B	35.641	35.826	47.297	281.2	2:11:55.251
18	1	2:45.856 B	36.183	50.994	1:18.679	276.9	1:49:08.349	30	2	10:09.798	8:48.910	38.289	42.599		2:22:05.049
19	1	5:45.325	4:26.094	37.406	41.825		1:54:53.674	31	2	1:53.478	35.466	36.312	41.700	276.2	2:23:58.527
20	1	1:53.790	36.147	36.494	41.149	276.2	1:56:47.464	32	2	1:53.034	35.130	36.333	41.571	276.9	2:25:51.561
21	1	1:52.906	35.848	36.078	40.980	276.2	1:58:40.370	33	2	1:51.944	35.013	35.727	41.204	278.4	2:27:43.505
22	1	1:54.063	35.890	36.074	42.099	278.4	2:00:34.433	34	2	2:01.348 B	35.660	36.516	49.172	279.8	2:29:44.853
23	1	1:54.222	36.576	36.432	41.214	277.6	2:02:28.655	35	2	5:30.356	4:12.428	36.439	41.489		2:35:15.209
24	1	1:54.746	36.623	36.773	41.350	279.1	2:04:23.401	36	2	1:50.828	34.540	35.111	41.177	277.6	2:37:06.037
25	1	1:52.660	35.562	36.082	41.016	279.8	2:06:16.061	37	2	1:50.899	34.509	35.165	41.225	281.2	2:38:56.936
26	1	2:02.845 B	35.388	36.773	50.684	280.5	2:08:18.906	38	2	1:50.741	34.397	35.097	41.247	279.8	2:40:47.677
27	2	21:10.055	...	37.409	41.713		2:29:28.961	39	2	2:03.202 B	36.186	37.163	49.853	280.5	2:42:50.879
28	2	1:49.551	34.166	35.483	39.902	276.9	2:31:18.512								
29	2	1:48.550	34.124	34.664	39.762	281.2	2:33:07.062								
30	2	1:48.024	33.983	34.698	39.343	279.8	2:34:55.086								
31	2	1:54.728 B	34.090	34.585	46.053	281.2	2:36:49.814								
32	1	3:55.275	2:40.487	34.871	39.917		2:40:45.089								
33	1	1:47.282	33.632	34.287	39.363	279.1	2:42:32.371								
34	1	1:47.546	33.578	34.091	39.877	282.0	2:44:19.917								
35	1	1:48.466	34.074	34.648	39.744	282.0	2:46:08.383								
36	1	1:46.291	33.437	33.615	39.239	280.5	2:47:54.674								
37	1	1:45.577	32.873	33.650	39.054	282.7	2:49:40.251								
38	1	1:55.901 B	33.511	35.035	47.355	281.2	2:51:36.152								

99	Proton Competition		Oreca 07 - Gibson	
	1. Michael FASSBENDER	3. Matteo CAIROLI	LMP2 Pro/Am	
	2. Giorgio RODA			

1	2	44:23.783	...	44.640	47.578		44:23.783
2	2	2:02.388	37.987	39.650	44.751	261.5	46:26.171
3	2	2:00.067	37.081	38.829	44.157	268.7	48:26.238
4	2	1:58.419	36.667	38.264	43.488	270.7	50:24.657
5	2	1:58.908	36.748	38.437	43.723	272.7	52:23.565
6	2	2:07.826 B	36.949	38.553	52.324	272.0	54:31.391
7	2	3:45.727	2:15.378	45.252	45.097		58:17.118
8	2	2:55.475 B	36.989	1:01.256	1:17.230	273.4	1:01:12.593
9	3	7:27.088 B	5:51.853	38.800	56.435		1:08:39.681
10	3	12:37.154	...	37.863	43.099		1:21:16.835
11	3	1:56.814	36.962	37.686	42.166	273.4	1:23:13.649
12	3	1:56.017	36.407	36.553	43.057	275.5	1:25:09.666
13	3	3:35.129 B	1:03.565	1:15.730	1:15.834	121.2	1:28:44.795
14	3	9:54.335	8:33.368	37.313	43.654		1:38:39.130
15	3	1:54.542	36.457	36.583	41.502	273.4	1:40:33.672
16	3	1:54.383	35.693	36.409	42.281	274.1	1:42:28.055
17	3	1:53.256	35.478	36.305	41.473	275.5	1:44:21.311
18	3	1:54.793	36.561	37.199	41.033	276.2	1:46:16.104
19	3	2:40.368 B	35.517	49.306	1:15.545	276.2	1:48:56.472
20	3	6:01.318	4:42.309	36.838	42.171		1:54:57.790
21	3	1:53.043	35.579	36.068	41.396	272.7	1:56:50.833
22	3	1:53.572	35.342	36.510	41.720	279.1	1:58:44.405
23	3	1:52.065	35.572	35.409	41.084	276.2	2:00:36.470
24	3	1:52.760	35.528	36.008	41.224	278.4	2:02:29.230
25	3	1:52.138	35.600	35.462	41.076	279.8	2:04:21.368
26	3	1:51.962	35.155	35.731	41.076	279.1	2:06:13.330
27	3	1:51.711	35.240	35.402	41.069	279.1	2:08:05.041

