

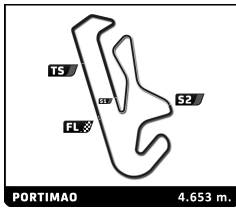
ELMS Rookie Test
4 Hours of Portimao
Afternoon Test

Sector Analysis

Lap under Red Flag Invalidated Lap Personal Best Session Best Crossing the pit lane

Lap	D	Time	Sector 1	Sector 2	Sector 3	T. Spd	Elapsed	Lap	D	Time	Sector 1	Sector 2	Sector 3	T. Spd	Elapsed	
3		DKR Engineering					Oreca 07 - Gibson									
		1. Joshua MASON					LMP2 Pro/Am									
		2. Laurents HÖRR														
1	1	12:45.393	...	42.273	42.315		12:45.393	51	1	1:35.634	29.711	30.978	34.945	283.5	2:45:55.299	
2	1	1:46.763	34.939	34.843	36.981	255.3	14:32.156	52	1	1:37.004	31.239	30.692	35.073	266.7	2:47:32.303	
3	1	1:48.386	34.168	37.256	36.962	278.4	16:20.542	53	1	1:38.180	31.396	30.969	35.815	285.0	2:49:10.483	
4	1	2:09.863 B	37.472	39.321	53.070	279.1	18:30.405	54	1	1:36.368	29.642	31.304	35.422	285.0	2:50:46.851	
5	1	8:17.153	6:46.594	41.484	49.075		26:47.558	55	1	1:35.950	29.807	31.161	34.982	285.7	2:52:22.801	
6	1	2:01.333	38.051	39.092	44.190	243.2	28:48.891	56	1	1:43.380 B	29.694	31.059	42.627	285.7	2:54:06.181	
7	1	1:58.578	37.515	38.092	42.971	270.7	30:47.469									
8	1	1:54.516	35.984	36.316	42.216	274.8	32:41.985	4		DKR Engineering					Duqueine M30 - D08 - Nissan	
9	1	1:55.719	35.134	36.686	43.899	274.8	34:37.704			1. ROBIN ROGALSKI					LMP3	
10	1	1:52.669	34.730	36.017	41.922	274.1	36:30.373			2. Miguel CRISTÓVÃO						
11	1	1:51.825	34.264	35.737	41.824	275.5	38:22.198	1	3	2:30.593 B	1:04.547	37.031	49.015		2:30.593	
12	1	2:03.985 B	36.023	38.234	49.728	275.5	40:26.183	2	3	4:41.138	3:20.077	38.990	42.071		7:11.731	
13	1	19:36.599	...	42.035	42.057		1:00:02.782	3	3	1:57.984 B	36.890	34.847	46.247	254.1	9:09.715	
14	1	1:45.501	34.003	34.116	37.382	262.1	1:01:48.283	4	3	4:16.919	3:00.958	35.668	40.293		13:26.634	
15	1	1:41.115	32.193	32.891	36.031	282.7	1:03:29.398	5	3	1:52.294	37.586	35.723	38.985	252.9	15:18.928	
16	1	1:40.434	32.315	32.141	35.978	284.2	1:05:09.832	6	3	1:50.286	36.242	35.177	38.867	258.4	17:09.214	
17	1	1:39.757	30.954	32.292	36.511	285.0	1:06:49.589	7	3	1:55.730	37.113	37.324	41.293	259.6	19:04.944	
18	1	1:38.630	30.497	31.728	36.405	285.7	1:08:28.219	8	3	2:13.445 B	38.246	40.889	54.310	255.9	21:18.389	
19	1	1:38.582	30.964	32.124	35.494	281.2	1:10:06.801	9	3	9:21.026	7:56.607	39.161	45.258		30:39.415	
20	1	1:37.834	30.487	31.862	35.485	285.0	1:11:44.635	10	3	1:59.914	37.000	38.345	44.569	253.5	32:39.329	
21	1	1:38.316	30.463	31.928	35.925	285.0	1:13:22.951	11	3	1:58.148	36.418	37.260	44.470	256.5	34:37.477	
22	1	1:37.511	30.640	31.527	35.344	284.2	1:15:00.462	12	3	1:57.299	36.904	36.327	44.068	257.1	36:34.776	
23	1	1:44.290 B	30.401	31.622	42.267	284.2	1:16:44.752	13	3	1:56.061	36.047	36.174	43.840	258.4	38:30.837	
24	1	21:45.808	...	36.857	37.989		1:38:30.560	14	3	1:55.772	36.105	35.872	43.795	259.6	40:26.609	
25	1	1:39.412	31.265	32.201	35.946	276.9	1:40:09.972	15	3	1:58.181	35.798	37.481	44.902	258.4	42:24.790	
26	1	1:37.535	30.298	31.527	35.710	281.2	1:41:47.507	16	3	1:57.789	37.875	36.103	43.811	256.5	44:22.579	
27	1	1:37.869	30.438	31.736	35.695	283.5	1:43:25.376	17	3	1:54.519	35.481	35.621	43.417	259.0	46:17.098	
28	1	1:36.901	30.282	31.241	35.378	283.5	1:45:02.277	18	3	1:53.983	34.941	35.259	43.783	260.2	48:11.081	
29	1	1:36.460	30.092	31.079	35.289	284.2	1:46:38.737	19	3	2:01.884 B	35.360	35.643	50.881	260.2	50:12.965	
30	1	1:36.304	29.978	30.964	35.362	283.5	1:48:15.041	20	3	4:43.401	3:26.759	36.105	40.537		54:56.366	
31	1	1:35.771	29.771	30.981	35.019	284.2	1:49:50.812	21	3	1:47.012	34.293	33.924	38.795	257.8	56:43.378	
32	1	2:27.142 B	30.209	39.762	1:17.171	285.0	1:52:17.954	22	3	1:45.114	33.475	33.123	38.516	263.4	58:28.492	
33	1	9:35.581	8:12.641	41.643	41.297		2:01:53.535	23	3	1:46.038	33.166	33.143	39.729	262.8	1:00:14.530	
34	1	1:45.718	34.433	34.442	36.843	256.5	2:03:39.253	24	3	1:42.837	32.556	32.835	37.446	264.1	1:01:57.367	
35	1	1:39.232	31.105	31.836	36.291	282.7	2:05:18.485	25	3	1:41.983	32.081	32.412	37.490	266.0	1:03:39.350	
36	1	1:35.675	29.868	30.938	34.869	279.1	2:06:54.160	26	3	1:42.276	32.957	32.211	37.108	264.7	1:05:21.626	
37	1	1:36.244	29.968	31.271	35.005	285.0	2:08:30.404	27	3	1:41.865	32.305	32.355	37.205	266.0	1:07:03.491	
38	1	1:43.043	29.676	31.830	41.537	285.7	2:10:13.447	28	3	1:40.520	31.554	31.932	37.034	266.0	1:08:44.011	
39	1	1:35.328	29.486	30.748	35.094	285.7	2:11:48.775	29	3	1:42.347	32.550	32.308	37.489	266.7	1:10:26.358	
40	1	1:49.021	30.622	42.142	36.257	272.0	2:13:37.796	30	3	1:39.910	31.529	31.699	36.682	264.1	1:12:06.268	
41	1	1:35.304	29.694	30.688	34.922	285.0	2:15:13.100	31	3	1:46.960 B	31.460	31.815	43.685	265.4	1:13:53.228	
42	1	1:43.476 B	29.614	30.895	42.967	285.0	2:16:56.576	32	3	39:39.502 B	...	1:00.668	1:16.745		1:53:32.730	
43	2	6:14.938	5:08.234	31.491	35.213		2:23:11.514	33	3	8:11.341	6:59.562	34.151	37.628		2:01:44.071	
44	2	1:36.048	30.397	30.947	34.704	286.5	2:24:47.562	34	3	1:43.401	33.659	32.039	37.703	261.5	2:03:27.472	
45	2	1:34.692	29.539	30.508	34.645	285.7	2:26:22.254	35	3	1:40.220	31.661	31.641	36.918	264.7	2:05:07.692	
46	2	1:35.228	29.687	30.339	35.202	285.7	2:27:57.482	36	3	1:40.600	31.860	31.968	36.772	265.4	2:06:48.292	
47	2	1:42.187 B	29.876	30.593	41.718	282.0	2:29:39.669	37	3	1:39.501	31.308	31.587	36.606	266.7	2:08:27.793	
48	1	11:25.286	...	33.796	36.164		2:41:04.955	38	3	1:40.169	31.265	32.039	36.865	265.4	2:10:07.962	
49	1	1:38.665	31.028	31.812	35.825	281.2	2:42:43.620	39	3	1:39.674	31.250	31.869	36.555	266.7	2:11:47.636	
50	1	1:36.045	29.949	30.843	35.253	283.5	2:44:19.665	40	3	1:39.808	31.177	31.796	36.835	267.3	2:13:27.444	
								41	3	1:47.744 B	31.470	32.452	43.822	266.0	2:15:15.188	
								42	3	8:49.251	7:35.603	35.727	37.921		2:24:04.439	
								43	3	1:41.044	32.070	32.251	36.723	261.5	2:25:45.483	
								44	3	1:39.482	31.138	31.726	36.618	265.4	2:27:24.965	

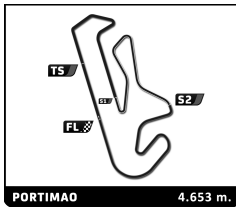




ELMS Rookie Test
4 Hours of Portimao
Afternoon Test

Sector Analysis

Lap under Red Flag											Invalidated Lap	Personal Best	Session Best	B Crossing the pit lane	
Lap	D	Time	Sector 1	Sector 2	Sector 3	T. Spd	Elapsed	Lap	D	Time	Sector 1	Sector 2	Sector 3	T. Spd	Elapsed
45	3	1:39.554	31.134	31.298	37.122	265.4	2:29:04.519								
46	3	1:39.611	31.156	31.483	36.972	264.1	2:30:44.130								
47	3	1:40.291	31.256	32.239	36.796	264.7	2:32:24.421								
48	3	1:39.540	31.085	31.641	36.814	266.7	2:34:03.961								
49	3	1:46.076	B	31.379	31.548	43.149	264.7	2:35:50.037							
50	3	5:13.202	4:01.261	34.044	37.897		2:41:03.239								
51	3	1:42.025	32.007	31.882	38.136	259.6	2:42:45.264								
52	3	1:39.099	31.086	31.413	36.600	264.7	2:44:24.363								
53	3	1:38.912	30.998	31.361	36.553	265.4	2:46:03.275								
54	3	1:39.119	31.176	31.251	36.692	263.4	2:47:42.394								
55	3	1:46.459	B	31.194	31.331	43.934	264.7	2:49:28.853							
<div style="display: flex; justify-content: space-between;"> <div style="border: 1px solid black; padding: 5px; width: 45%;"> <p>7 Nielsen Racing 1. John LOGGIE 2. Matthew BELL</p> </div> <div style="width: 45%; text-align: right;"> <p>Ligier JS P320 - Nissan LMP2 Pro/Am</p> </div> </div>															
1	1	19:21.893	...	39.339	43.436		19:21.893								
2	1	2:57.522	B	42.664	46.847	1:28.011	242.2	22:19.415							
3	1	26:45.594	...	36.317	41.172		49:05.009								
4	1	1:48.385	34.104	34.087	40.194	269.3	50:53.394								
5	1	1:46.275	33.089	33.746	39.440	272.7	52:39.669								
6	1	1:45.305	32.897	33.476	38.932	274.1	54:24.974								
7	1	1:47.721	32.791	35.062	39.868	276.2	56:12.695								
8	1	1:47.277	33.019	33.559	40.699	276.9	57:59.972								
9	1	1:55.533	B	33.349	33.429	48.755	276.2	59:55.505							
10	1	5:42.196	4:25.134	36.994	40.068		1:05:37.701								
11	1	1:45.165	33.789	33.284	38.092	271.4	1:07:22.866								
12	1	1:40.684	31.834	32.120	36.730	276.9	1:09:03.550								
13	1	1:40.246	31.651	32.182	36.413	276.9	1:10:43.796								
14	1	1:40.016	31.186	31.741	37.089	278.4	1:12:23.812								
15	1	1:40.637	31.204	31.663	37.770	279.1	1:14:04.449								
16	1	1:39.836	31.607	32.188	36.041	277.6	1:15:44.285								
17	1	1:38.949	30.932	31.886	36.131	279.1	1:17:23.234								
18	1	1:39.293	31.149	31.481	36.663	279.1	1:19:02.527								
19	1	1:39.077	31.228	31.724	36.125	279.8	1:20:41.604								
20	1	1:49.328	B	31.093	31.550	46.685	280.5	1:22:30.932							
21	1	11:52.945	...	34.187	36.894		1:34:23.877								
22	1	1:39.688	31.583	31.920	36.185	274.8	1:36:03.565								
23	1	1:38.820	30.982	31.954	35.884	277.6	1:37:42.385								
24	1	1:37.736	30.649	31.277	35.810	277.6	1:39:20.121								
25	1	1:37.661	30.459	31.209	35.993	279.8	1:40:57.782								
26	1	1:37.780	31.192	30.881	35.707	282.7	1:42:35.562								
27	1	1:37.279	30.522	30.979	35.778	279.8	1:44:12.841								
28	1	1:36.914	30.477	30.804	35.633	281.2	1:45:49.755								
29	1	1:36.728	30.172	30.825	35.731	281.2	1:47:26.483								
30	1	1:36.699	30.225	31.045	35.429	281.2	1:49:03.182								
31	1	1:37.098	30.673	31.086	35.339	283.5	1:50:40.280								
32	1	2:54.834	B	36.121	1:00.885	1:17.828	281.2	1:53:35.114							
33	1	44:54.269	...	1:02.072	1:01.000		2:38:29.383								
34	1	4:20.804	B	2:30.463	40.469	1:09.872	39.0	2:42:50.187							
35	1	14:43.402	...	36.342	40.045		2:57:33.589								
36	1	1:40.640	31.962	32.346	36.332	272.0	2:59:14.229								
37	1	1:37.804	30.501	31.327	35.976	279.1	3:00:52.033								
<div style="display: flex; justify-content: space-between;"> <div style="border: 1px solid black; padding: 5px; width: 45%;"> <p>8 Team Virage 1. Mihnea STEFAN 2. Ricardo GARCIA</p> </div> <div style="width: 45%; text-align: right;"> <p>Ligier JS P320 - Nissan LMP3</p> </div> </div>															
1	2	14:30.042	...	41.340	44.886		14:30.042								
2	2	1:58.285	38.348	37.703	42.234	231.8	16:28.327								
3	2	2:11.432	B	39.137	38.117	54.178	246.0	18:39.759							
4	2	3:52.971	2:32.190	37.784	42.997		22:32.730								
5	2	1:59.418	38.394	37.929	43.095	251.2	24:32.148								
6	2	1:58.573	37.311	37.568	43.694	254.1	26:30.721								
7	2	1:57.876	36.898	37.633	43.345	254.1	28:28.597								
8	2	2:00.032	38.551	37.880	43.601	255.3	30:28.629								
9	2	1:57.322	36.579	37.223	43.520	254.7	32:25.951								
10	2	1:56.968	36.480	36.994	43.494	255.3	34:22.919								
11	2	1:57.738	36.038	37.156	44.544	255.9	36:20.657								
12	2	1:56.497	35.564	36.935	43.998	252.9	38:17.154								
13	2	1:57.285	35.336	38.322	43.627	255.9	40:14.439								
14	2	1:55.721	34.948	36.850	43.923	255.9	42:10.160								
15	2	2:04.264	B	36.158	37.313	50.793	255.3	44:14.424							
16	1	6:04.142	4:47.118	35.582	41.442		50:18.566								
17	1	1:45.736	33.091	33.337	39.308	253.5	52:04.302								
18	1	1:44.313	32.668	32.930	38.715	257.1	53:48.615								
19	1	1:42.826	31.946	33.076	37.804	259.0	55:31.441								
20	1	1:42.176	32.125	32.519	37.532	260.9	57:13.617								
21	1	1:42.575	31.753	33.662	37.160	261.5	58:56.192								
22	1	1:41.130	31.873	32.305	36.952	262.1	1:00:37.322								
23	1	1:43.820	31.594	34.295	37.931	263.4	1:02:21.142								
24	1	1:40.534	31.825	31.930	36.779	262.1	1:04:01.676								
25	1	1:46.813	B	31.910	32.116	42.787	264.1	1:05:48.489							
26	1	5:37.451	4:22.656	33.921	40.874		1:11:25.940								
27	1	1:43.623	32.893	32.904	37.826	259.0	1:13:09.563								
28	1	1:43.421	33.105	32.828	37.488	259.0	1:14:52.984								
29	1	1:41.629	32.186	32.380	37.063	262.8	1:16:34.613								
30	1	1:43.401	31.931	32.968	38.502	260.2	1:18:18.014								
31	1	1:41.996	32.070	32.337	37.589	260.2	1:20:00.010								
32	1	1:41.802	31.823	32.500	37.479	260.9	1:21:41.812								
33	1	1:47.634	B	32.266	32.094	43.274	260.9	1:23:29.446							
34	1	6:18.125	5:02.182	35.646	40.297		1:29:47.571								

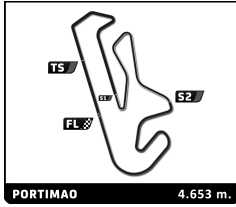


ELMS Rookie Test
4 Hours of Portimao
Afternoon Test

Sector Analysis

										Lap under Red Flag		Invalidated Lap		Personal Best		Session Best		B Crossing the pit lane				
Lap	D	Time	Sector 1	Sector 2	Sector 3	T. Spd	Elapsed	Lap	D	Time	Sector 1	Sector 2	Sector 3	T. Spd	Elapsed							
51	3	1:40.112	31.622	31.759	36.731	262.1	2:14:58.004															
52	3	1:40.035	31.273	32.034	36.728	260.2	2:16:38.039															
53	3	1:40.364	31.279	32.105	36.980	264.1	2:18:18.403															
54	3	1:39.798	31.197	31.941	36.660	262.1	2:19:58.201															
55	3	1:39.544	31.179	31.772	36.593	263.4	2:21:37.745															
56	3	1:48.139	B 32.577	32.181	43.381	264.1	2:23:25.884															
57	1	5:07.458	3:53.668	34.472	39.318		2:28:33.342															
58	1	1:42.138	31.938	32.772	37.428	259.0	2:30:15.480															
59	1	1:40.806	31.757	32.108	36.941	260.2	2:31:56.286															
60	1	1:40.448	31.698	31.873	36.877	260.2	2:33:36.734															
61	1	1:46.780	B 31.779	32.010	42.991	260.9	2:35:23.514															
62	1	7:04.198	5:44.796	39.188	40.214		2:42:27.712															
63	1	1:47.041	32.728	37.217	37.096	255.9	2:44:14.753															
64	1	1:39.811	31.414	31.915	36.482	261.5	2:45:54.564															
65	1	1:41.479	32.590	32.057	36.832	261.5	2:47:36.043															
66	1	1:40.645	31.492	32.177	36.976	260.2	2:49:16.688															
67	1	1:39.395	31.215	31.529	36.651	261.5	2:50:56.083															
68	1	1:47.736	B 31.289	31.739	44.708	262.8	2:52:43.819															
69	1	4:13.927	2:58.991	36.144	38.792		2:56:57.746															
70	1	1:44.960	34.273	33.583	37.104	260.2	2:58:42.706															
71	1	1:40.791	32.068	32.146	36.577	260.9	3:00:23.497															
11 Eurointernational Ligier JS P320 - Nissan LMP3 1. Jacek ZIELONKA																						
1	1	18:31.704	...	46.964	48.415		18:31.704															
2	1	2:34.323	B 43.364	50.281	1:00.678	185.9	21:06.027															
3	1	23:24.080	...	39.612	43.022		44:30.107															
4	1	1:55.365	36.263	37.045	42.057	252.9	46:25.472															
5	1	1:59.014	35.611	36.791	46.612	255.3	48:24.486															
6	1	2:00.241	40.347	36.968	42.926	212.2	50:24.727															
7	1	1:54.079	35.455	36.590	42.034	255.3	52:18.806															
8	1	1:54.185	35.480	36.513	42.192	256.5	54:12.991															
9	1	1:54.094	35.692	36.605	41.797	254.7	56:07.085															
10	1	2:05.048	B 35.413	36.340	53.295	255.9	58:12.133															
11	1	4:12.906	2:53.051	37.652	42.203		1:02:25.039															
12	1	1:49.454	34.636	36.332	38.486	259.6	1:04:14.493															
13	1	1:46.104	33.623	34.157	38.324	260.9	1:06:00.597															
14	1	1:45.642	33.198	33.884	38.560	260.9	1:07:46.239															
15	1	1:44.894	33.176	33.501	38.217	260.2	1:09:31.133															
16	1	1:44.220	32.832	33.678	37.710	259.0	1:11:15.353															
17	1	1:44.200	33.065	33.542	37.593	260.2	1:12:59.553															
18	1	1:44.402	32.619	33.378	38.405	260.2	1:14:43.955															
19	1	1:44.178	32.576	33.035	38.567	260.9	1:16:28.133															
20	1	1:53.281	B 33.727	33.590	45.964	260.9	1:18:21.414															
21	1	43:27.913	...	34.832	38.782		2:01:49.327															
22	1	1:46.023	32.548	35.489	37.986	258.4	2:03:35.350															
23	1	1:43.546	32.137	33.264	38.145	260.9	2:05:18.896															
24	1	1:43.916	32.628	33.008	38.280	257.8	2:07:02.812															
25	1	1:50.881	B 32.542	32.845	45.494	260.9	2:08:53.693															
26	1	5:22.935	4:11.212	33.818	37.905		2:14:16.628															
27	1	1:53.276	B 31.948	32.857	48.471	259.6	2:16:09.904															
13 Inter Europol Competition Ligier JS P320 - Nissan LMP3 1. Tim CRESWICK 2. Adam ALI																						
1	2	9:27.307	8:11.635	36.226	39.446		9:27.307															
2	2	1:45.979	33.550	33.513	38.916	254.7	11:13.286															
3	2	1:43.676	33.395	32.907	37.374	257.1	12:56.962															
4	2	1:42.076	32.196	32.778	37.102	258.4	14:39.038															
5	2	1:45.251	32.707	33.672	38.872	259.6	16:24.289															
6	2	2:09.137	B 38.133	40.560	50.444	259.6	18:33.426															
7	1	18:53.828	...	39.427	44.548		37:27.254															
8	1	1:56.333	36.744	36.812	42.777	254.1	39:23.587															
9	1	1:54.575	35.279	36.371	42.925	257.1	41:18.162															
10	1	2:01.012	36.015	36.396	48.601	257.8	43:19.174															
11	1	2:06.164	B 36.440	36.535	53.189	247.7	45:25.338															
12	1	5:08.821	3:34.492	45.288	49.041		50:34.159															
13	1	1:59.516	41.492	36.573	41.451	162.7	52:33.675															
14	1	1:49.428	34.650	34.699	40.079	257.8	54:23.103															
15	1	1:52.281	34.192	35.377	42.712	259.6	56:15.384															
16	1	1:47.713	34.310	34.093	39.310	258.4	58:03.097															
17	1	1:46.730	33.648	33.970	39.112	261.5	59:49.827															
18	1	1:46.410	33.414	34.113	38.883	262.1	1:01:36.237															
19	1	1:45.684	33.298	33.974	38.412	264.7	1:03:21.921															
20	1	1:45.696	32.858	33.838	39.000	262.8	1:05:07.617															
21	1	1:50.104	33.035	35.916	41.153	263.4	1:06:57.721															
22	1	1:44.075	32.698	33.275	38.102	264.1	1:08:41.796															
23	1	1:47.409	35.323	33.723	38.363	262.8	1:10:29.205															
24	1	2:10.744	B 34.484	40.190	56.070	261.5	1:12:39.949															
25	2	5:39.895	4:25.643	35.978	38.274		1:18:19.844															
26	2	1:45.413	32.250	33.186	39.977	259.6	1:20:05.257															
27	2	1:41.427	31.771	32.299	37.357	261.5	1:21:46.684															
28	2	1:41.514	31.991	32.473	37.050	263.4	1:23:28.198															
29	2	1:40.920	31.732	32.322	36.866	262.1	1:25:09.118															
30	2	1:40.332	31.530	32.009	36.793	262.8	1:26:49.450															
31	2	1:42.113	32.217	32.716	37.180	262.8	1:28:31.563															
32	2	1:40.481	31.577	32.077	36.827	261.5	1:30:12.044															
33	2	1:56.591	B 33.060	36.697	46.834	262.1	1:32:08.635															
34	2	8:09.823	6:47.249	40.747	41.827		1:40:18.458															
35	2	1:46.759	33.977	33.912	38.870	257.1	1:42:05.217															
36	2	1:44.301	33.077	33.018	38.206	259.6	1:43:49.518															
37	2	1:42.574	32.299	32.739	37.536	260.2	1:45:32.092															
38	2	1:42.388	32.037	32.720	37.631	260.9	1:47:14.480															
39	2	1:46.436	32.843	34.327	39.266	261.5	1:49:00.916															
40	2	1:44.416	32.724	33.008	38.684	260.2	1:50:45.332															
41	2	2:56.130	B 44.113	51.744	1:20.273	183.1	1:53:41.462															
42	2	8:00.360	6:45.676	35.629	39.055		2:01:41.822															
43	2	1:42.700	32.650	32.963	37.087	257.8	2:03:24.522															
44	2	1:40.110	31.493	32.092	36.525	262.8	2:05:04.632															
45	2	1:41.510	31.337	31.892	38.281	264.1	2:06:46.142															
46	2	1:39.666	31.343	31.836	36.487	264.7	2:08:25.808															
47	2	1:39.614	31.186	31.824	36.604	264.1	2:10:05.422															
48	2	1:39.844	31.297	31.898	36.649	264.1	2:11:45.266															
49	2	1:49.543	B 31.468	32.235	45.840	264.1	2:13:34.809															
50	2	9:35.336	8:23.968	33.638	37.730		2:23:10.145															





ELMS Rookie Test
4 Hours of Portimao
Afternoon Test

Sector Analysis

Lap	D	Time	Sector 1	Sector 2	Sector 3	T. Spd	Elapsed	Lap	D	Time	Sector 1	Sector 2	Sector 3	T. Spd	Elapsed
51	2	1:41.930	31.951	32.777	37.202	260.2	2:24:52.075	31	2	1:40.446	31.561	32.131	36.754	260.9	1:49:46.385
52	2	1:41.005	31.603	32.344	37.058	262.1	2:26:33.080	32	2	2:17.343 B	31.310	31.899	1:14.134	264.1	1:52:03.728
53	2	1:42.276	31.548	32.405	38.323	262.8	2:28:15.356	33	2	9:34.960	8:25.260	32.721	36.979		2:01:38.688
54	2	1:42.467	31.521	32.885	38.061	261.5	2:29:57.823	34	2	1:39.705	31.294	31.640	36.771	262.8	2:03:18.393
55	2	1:41.183	31.716	32.396	37.071	260.9	2:31:39.006	35	2	1:39.393	31.420	31.511	36.462	264.1	2:04:57.786
56	2	1:40.969	31.603	32.246	37.120	262.8	2:33:19.975	36	2	1:39.245	31.227	31.562	36.456	265.4	2:06:37.031
57	2	1:41.535	32.097	32.423	37.015	262.1	2:35:01.510	37	2	1:42.473	31.164	31.614	39.695	266.0	2:08:19.504
58	2	1:41.427	31.654	32.651	37.122	260.9	2:36:42.937	38	2	1:42.578	31.297	32.858	38.423	264.7	2:10:02.082
59	2	1:41.296	31.648	32.519	37.129	262.1	2:38:24.233	39	2	1:46.142 B	31.148	31.525	43.469	265.4	2:11:48.224
60	2	1:41.309	31.766	32.341	37.202	261.5	2:40:05.542	40	1	11:04.884	9:48.473	36.648	39.763		2:22:53.108
61	2	1:54.732 B	34.747	34.264	45.721	260.9	2:42:00.274	41	1	1:42.229	32.736	32.413	37.080	259.0	2:24:35.337
62	2	4:40.570	3:25.097	34.869	40.604		2:46:40.844	42	1	1:42.464	33.335	31.975	37.154	266.0	2:26:17.801
63	2	1:45.571	33.340	33.491	38.740	257.1	2:48:26.415	43	1	1:39.752	31.172	31.700	36.880	265.4	2:27:57.553
64	2	1:43.663	32.504	33.451	37.708	260.2	2:50:10.078	44	1	1:39.914	31.303	31.660	36.951	265.4	2:29:37.467
65	2	1:42.496	32.094	32.855	37.547	262.1	2:51:52.574	45	1	1:39.958	31.342	31.614	37.002	263.4	2:31:17.425
66	2	1:41.897	31.732	33.017	37.148	263.4	2:53:34.471	46	1	1:40.271	31.189	32.071	37.011	265.4	2:32:57.696
67	2	1:41.178	31.671	32.127	37.380	263.4	2:55:15.649	47	1	1:39.860	31.313	31.712	36.835	263.4	2:34:37.556
68	2	1:44.640	32.342	33.803	38.495	263.4	2:57:00.289	48	1	1:39.933	31.265	31.796	36.872	263.4	2:36:17.489
69	2	1:51.881	33.086	38.178	40.617	263.4	2:58:52.170	49	1	1:56.077 B	31.760	36.552	47.765	263.4	2:38:13.566
70	2	1:41.929	31.961	32.640	37.328	262.8	3:00:34.099								

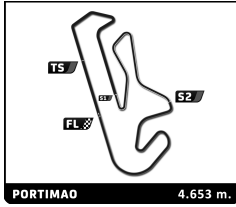
15 RLR M Sport
1. Mathias JAKOBSEN
2. Wyatt BRICHACEK
Ligier JS P320 - Nissan
LMP3

1	1	32:53.354	...	38.407	46.672		32:53.354
2	1	1:55.500	35.666	36.317	43.517	252.3	34:48.854
3	1	1:53.936	34.759	35.904	43.273	254.1	36:42.790
4	1	1:58.306	34.314	35.828	48.164	255.9	38:41.096
5	1	1:57.854	34.541	37.426	45.887	255.3	40:38.950
6	1	1:53.384	34.340	35.541	43.503	256.5	42:32.334
7	1	1:52.708	34.230	34.610	43.868	255.9	44:25.042
8	1	1:52.831	33.805	35.527	43.499	256.5	46:17.873
9	1	2:02.844 B	34.735	35.383	52.726	257.8	48:20.717
10	1	8:58.177	7:45.566	34.455	38.156		57:18.894
11	1	1:42.445	32.414	32.432	37.599	257.8	59:01.339
12	1	1:41.604	32.212	32.577	36.815	262.8	1:00:42.943
13	1	1:40.840	31.635	32.437	36.768	263.4	1:02:23.783
14	1	1:40.161	31.640	32.043	36.478	264.1	1:04:03.944
15	1	1:40.374	31.630	31.767	36.977	264.7	1:05:44.318
16	1	1:40.057	31.660	31.807	36.590	264.1	1:07:24.375
17	1	1:40.002	31.448	32.141	36.413	263.4	1:09:04.377
18	1	1:46.393 B	31.861	32.386	42.146	262.8	1:10:50.770
19	1	6:14.215	5:01.307	33.899	39.009		1:17:04.985
20	1	1:43.223	32.575	32.233	38.415	255.9	1:18:48.208
21	1	1:41.964	32.088	32.276	37.600	258.4	1:20:30.172
22	1	1:41.094	31.799	32.172	37.123	259.0	1:22:11.266
23	1	1:40.662	31.703	32.017	36.942	260.2	1:23:51.928
24	1	1:40.683	31.490	32.141	37.052	259.6	1:25:32.611
25	1	1:45.080	32.311	34.842	37.927	259.0	1:27:17.691
26	1	1:41.208	31.958	32.167	37.083	257.8	1:28:58.899
27	1	1:42.689	33.252	32.122	37.315	259.0	1:30:41.588
28	1	1:49.265 B	31.508	31.984	45.773	257.8	1:32:30.853
29	2	13:53.867	...	35.610	38.211		1:46:24.720
30	2	1:41.219	32.033	32.153	37.033	256.5	1:48:05.939

17 COOL Racing
1. Alexander BUKHANTSOV 3. Romain FAVRE
2. James WINSLOW
Ligier JS P320 - Nissan
LMP3

1	2	17:32.458	...	44.765	46.938		17:32.458
2	2	2:20.740 B	41.861	42.073	56.806	220.9	19:53.198
3	2	12:56.378	...	37.876	44.369		32:49.576
4	2	1:57.317	37.359	36.547	43.411	246.6	34:46.893
5	2	1:54.606	35.581	36.154	42.871	255.3	36:41.499
6	2	1:53.124	34.466	35.772	42.886	255.9	38:34.623
7	2	1:53.296	34.707	35.747	42.842	257.1	40:27.919
8	2	1:54.680	34.897	36.648	43.135	258.4	42:22.599
9	2	1:51.884	34.204	35.156	42.524	260.2	44:14.483
10	2	1:58.782 B	34.026	34.950	49.806	259.6	46:13.265
11	1	5:14.110	3:49.854	39.384	44.872		51:27.375
12	1	1:55.114	35.732	36.724	42.658	257.8	53:22.489
13	1	1:53.735	34.982	36.750	42.003	257.8	55:16.224
14	1	1:53.319	34.631	36.777	41.911	257.8	57:09.543
15	1	1:51.718	34.352	36.005	41.361	259.6	59:01.261
16	1	1:57.415 B	34.306	35.680	47.429	259.6	1:00:58.676
17	1	3:57.110	2:38.608	37.122	41.380		1:04:55.786
18	1	1:47.122	34.591	34.240	38.291	258.4	1:06:42.908
19	1	1:45.396	33.086	33.974	38.336	262.8	1:08:28.304
20	1	1:46.037	32.967	34.854	38.216	261.5	1:10:14.341
21	1	1:43.552	32.480	33.229	37.843	261.5	1:11:57.893
22	1	1:42.615	32.049	33.010	37.556	261.5	1:13:40.508
23	1	1:42.840	32.383	33.032	37.425	261.5	1:15:23.348
24	1	1:48.587 B	32.141	32.692	43.754	262.1	1:17:11.935
25	2	5:26.116	4:10.560	36.097	39.459		1:22:38.051
26	2	1:43.395	32.886	33.046	37.463	255.3	1:24:21.446
27	2	1:42.573	32.365	32.841	37.367	255.9	1:26:04.019
28	2	1:41.827	32.059	32.681	37.087	258.4	1:27:45.846
29	2	1:41.525	31.898	32.367	37.260	259.6	1:29:27.371
30	2	1:41.470	31.866	32.628	36.976	260.2	1:31:08.841
31	2	1:40.953	31.604	32.446	36.903	260.9	1:32:49.794





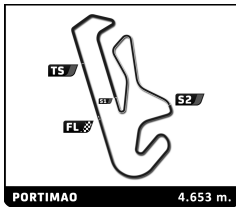
ELMS Rookie Test
4 Hours of Portimao
Afternoon Test

Sector Analysis

Lap under Red Flag Invalidated Lap Personal Best Session Best B Crossing the pit lane

Lap	D	Time	Sector 1	Sector 2	Sector 3	T. Spd	Elapsed	Lap	D	Time	Sector 1	Sector 2	Sector 3	T. Spd	Elapsed		
32	2	1:42.207	31.695	32.098	38.414	260.2	1:34:32.001	30	1	1:36.521	29.914	31.200	35.407	282.7	2:22:00.019		
33	2	1:50.634	B	32.966	33.180	44.488	260.9	1:36:22.635	31	1	1:36.605	30.217	31.149	35.239	283.5	2:23:36.624	
34	1	7:54.136	6:41.485	34.583	38.068		1:44:16.771	32	1	1:44.539	B	29.897	32.122	42.520	284.2	2:25:21.163	
35	1	1:42.808	32.190	33.088	37.530	260.9	1:45:59.579	33	1	7:42.216	6:27.737	35.569	38.910		2:33:03.379		
36	1	1:45.061	34.321	33.165	37.575	260.2	1:47:44.640	34	1	1:41.965	33.034	33.356	35.575	274.8	2:34:45.344		
37	1	1:41.574	32.048	32.357	37.169	261.5	1:49:26.214	35	1	1:36.924	30.089	31.562	35.273	277.6	2:36:22.268		
38	1	10:04.315	B	31.799	8:43.358	49.158	262.8	1:59:30.529	36	1	1:42.742	29.907	34.188	38.647	279.8	2:38:05.010	
39	1	15:56.369	B	...	40.663	50.281	2:15:26.898	37	1	1:36.528	29.936	31.513	35.079	276.2	2:39:41.538		
40	1	2:43.185	1:29.412	34.941	38.832		2:18:10.083	38	1	1:36.170	29.914	30.902	35.354	279.1	2:41:17.708		
41	1	1:44.436	33.328	33.483	37.625	258.4	2:19:54.519	39	1	1:36.488	29.815	31.595	35.078	280.5	2:42:54.196		
42	1	1:41.879	32.169	32.588	37.122	260.2	2:21:36.398	40	1	1:35.905	30.065	30.781	35.059	281.2	2:44:30.101		
43	1	1:45.811	32.129	32.580	41.102	262.1	2:23:22.209	41	1	1:35.518	29.793	30.665	35.060	283.5	2:46:05.619		
44	1	1:42.044	32.190	32.574	37.280	264.7	2:25:04.253	42	1	1:43.216	B	29.749	31.079	42.388	282.7	2:47:48.835	
45	1	1:42.989	31.813	32.495	38.681	263.4	2:26:47.242	20 Algarve Pro Racing Oreca 07 - Gibson									
46	1	1:41.771	31.914	32.499	37.358	263.4	2:28:29.013	1.Kriton LENTOUDIS LMP2 Pro/Am									
47	1	1:41.437	31.775	32.524	37.138	262.8	2:30:10.450	2.Freddie TOMLINSON									
48	1	1:49.489	B	32.163	33.359	43.967	263.4	2:31:59.939	1	1	11:18.908	9:44.878	46.399	47.631		11:18.908	
49	2	4:40.846	3:29.889	33.218	37.739		2:36:40.785	2	1	1:57.232	38.289	38.332	40.611	253.5	13:16.140		
50	2	1:50.049	32.966	37.807	39.276	261.5	2:38:30.834	3	1	1:50.667	35.457	35.249	39.961	267.3	15:06.807		
51	2	1:50.083	34.455	33.658	41.970	259.6	2:40:20.917	4	1	1:54.784	36.817	37.110	40.857	271.4	17:01.591		
52	2	1:56.924	B	35.320	34.299	47.305	251.7	2:42:17.841	5	1	2:20.147	B	40.500	42.011	57.636	266.7	19:21.738
19 Team Virage Oreca 07 - Gibson																	
1.Viacheslav GUTAK LMP2 Pro/Am																	
2.Ian RODRIGUEZ																	
1	1	1:06:17.419	...	37.674	39.932		1:06:17.419	6	1	11:28.625	B	9:48.650	43.233	56.742		30:50.363	
2	1	1:46.173	33.933	34.698	37.542	273.4	1:08:03.592	7	1	2:44.639	1:17.971	40.280	46.388		33:35.002		
3	1	1:40.547	31.941	32.256	36.350	276.2	1:09:44.139	8	1	1:58.218	36.730	38.175	43.313	262.1	35:33.220		
4	1	1:39.533	31.199	32.062	36.272	278.4	1:11:23.672	9	1	1:54.128	35.057	36.882	42.189	269.3	37:27.348		
5	1	1:38.544	30.922	31.732	35.890	278.4	1:13:02.216	10	1	1:52.762	34.823	36.338	41.601	268.7	39:20.110		
6	1	1:39.719	30.745	32.659	36.315	279.8	1:14:41.935	11	1	1:52.059	34.464	36.214	41.381	273.4	41:12.169		
7	1	1:38.696	31.075	31.832	35.789	279.1	1:16:20.631	12	1	1:50.835	33.988	35.577	41.270	274.8	43:03.004		
8	1	1:37.982	30.597	31.853	35.532	279.1	1:17:58.613	13	1	1:50.256	34.127	35.201	40.928	274.1	44:53.260		
9	1	1:38.373	30.580	31.467	36.326	279.1	1:19:36.986	14	1	1:49.575	34.006	35.008	40.561	275.5	46:42.835		
10	1	1:37.152	30.409	31.314	35.429	279.8	1:21:14.138	15	1	1:57.374	B	33.615	34.905	48.854	276.2	48:40.209	
11	1	2:28.511	B	1:12.621	32.448	43.442	280.5	1:23:42.649	16	1	19:55.640	...	42.579	45.194		1:08:35.849	
12	1	7:08.499	5:57.814	34.230	36.455		1:30:51.148	17	1	1:53.189	35.835	36.456	40.898	264.1	1:10:29.038		
13	1	1:38.658	31.389	31.521	35.748	274.8	1:32:29.806	18	1	1:45.126	33.893	33.618	37.615	270.0	1:12:14.164		
14	1	1:38.290	30.745	31.710	35.835	276.2	1:34:08.096	19	1	1:49.132	37.864	33.572	37.696	274.1	1:14:03.296		
15	1	1:37.528	30.478	31.505	35.545	277.6	1:35:45.624	20	1	1:44.157	32.742	34.046	37.369	274.1	1:15:47.453		
16	1	1:37.607	30.426	31.585	35.596	276.9	1:37:23.231	21	1	1:41.838	31.840	32.991	37.007	276.2	1:17:29.291		
17	1	1:37.587	30.067	31.840	35.680	276.9	1:39:00.818	22	1	1:41.573	32.061	32.612	36.900	275.5	1:19:10.864		
18	1	1:37.029	30.072	31.364	35.593	278.4	1:40:37.847	23	1	1:51.052	B	32.859	32.834	45.359	276.9	1:21:01.916	
19	1	1:37.919	30.680	31.552	35.687	279.8	1:42:15.766	24	1	6:27.691	5:06.267	40.286	41.138		1:27:29.607		
20	1	1:46.837	B	30.257	32.652	43.928	279.8	1:44:02.603	25	1	1:45.814	34.276	33.757	37.781	266.7	1:29:15.421	
21	1	23:20.593	...	35.625	37.159		2:07:23.196	26	1	1:41.340	32.021	32.614	36.705	273.4	1:30:56.761		
22	1	1:39.629	31.159	32.092	36.378	274.8	2:09:02.825	27	1	1:40.441	31.583	32.331	36.527	273.4	1:32:37.202		
23	1	1:37.610	30.314	31.820	35.476	279.8	2:10:40.435	28	1	1:40.033	31.250	32.344	36.439	276.2	1:34:17.235		
24	1	1:36.673	30.034	31.199	35.440	280.5	2:12:17.108	29	1	1:40.416	31.237	32.535	36.644	276.2	1:35:57.651		
25	1	1:37.533	29.881	32.237	35.415	282.0	2:13:54.641	30	1	1:39.693	30.990	32.400	36.303	277.6	1:37:37.344		
26	1	1:39.684	32.657	31.504	35.523	281.2	2:15:34.325	31	1	1:40.110	31.109	32.489	36.512	275.5	1:39:17.454		
27	1	1:36.785	30.112	31.376	35.297	282.0	2:17:11.110	32	1	1:40.193	31.077	32.799	36.317	277.6	1:40:57.647		
28	1	1:36.198	29.889	31.188	35.121	283.5	2:18:47.308	33	1	1:41.147	32.431	32.360	36.356	278.4	1:42:38.794		
29	1	1:36.190	29.964	31.065	35.161	283.5	2:20:23.498	34	1	1:38.944	30.788	31.883	36.273	279.8	1:44:17.738		
								35	1	1:42.463	31.797	33.075	37.591	275.5	1:46:00.201		
								36	1	1:50.373	B	32.401	32.490	45.482	280.5	1:47:50.574	
								37	2	27:00.790	...	37.276	41.198		2:14:51.364		





ELMS Rookie Test
4 Hours of Portimao
Afternoon Test

Sector Analysis

Lap under Red Flag Invalidated Lap Personal Best Session Best Crossing the pit lane

Lap	D	Time	Sector 1	Sector 2	Sector 3	T. Spd	Elapsed	Lap	D	Time	Sector 1	Sector 2	Sector 3	T. Spd	Elapsed
38	2	1:44.682	33.348	34.128	37.206	274.1	2:16:36.046	39	1	1:34.547	29.441	30.710	34.396	288.8	2:09:35.753
39	2	1:43.354	31.957	34.432	36.965	278.4	2:18:19.400	40	1	1:34.334	29.327	30.438	34.569	289.5	2:11:10.087
40	2	1:39.746	31.592	32.068	36.086	281.2	2:19:59.146	41	1	1:34.522	29.368	30.575	34.579	289.5	2:12:44.609
41	2	1:38.912	31.196	31.683	36.033	282.0	2:21:38.058	42	1	1:36.804	29.395	30.715	36.694	288.8	2:14:21.413
42	2	1:39.759	31.517	32.045	36.197	282.0	2:23:17.817	43	1	2:00.360	41.718	41.061	37.581	184.6	2:16:21.773
43	2	1:38.339	30.655	31.687	35.997	282.0	2:24:56.156	44	1	1:36.891	30.943	31.065	34.883	289.5	2:17:58.664
44	2	1:37.714	30.461	31.473	35.780	282.7	2:26:33.870	45	1	1:34.439	29.413	30.567	34.459	289.5	2:19:33.103
45	2	1:39.728	31.141	32.097	36.490	283.5	2:28:13.598	46	1	1:47.819 B	30.043	33.141	44.635	288.8	2:21:20.922
46	2	1:37.795	30.687	31.319	35.789	281.2	2:29:51.393	47	1	5:06.552	3:51.383	37.279	37.890		2:26:27.474
47	2	1:37.445	30.473	31.286	35.686	280.5	2:31:28.838	48	1	1:44.804	32.338	35.214	37.252	244.9	2:28:12.278
48	2	1:36.701	30.140	31.030	35.531	282.0	2:33:05.539	49	1	1:44.113	32.978	33.186	37.949	281.2	2:29:56.391
49	2	1:45.745 B	31.062	31.715	42.968	282.7	2:34:51.284	50	1	1:36.416	29.637	30.867	35.912	285.0	2:31:32.807

22 **United Autosports USA** Oreca 07 - Gibson
1. Bijoy GARG LMP2 Pro/Am

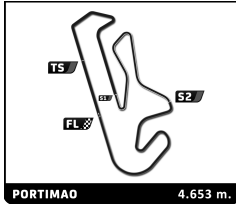
1	1	16:36.229 B	...	40.623	51.427		16:36.229
2	1	21:15.215	...	36.276	43.117		37:51.444
3	1	1:49.178	33.402	34.763	41.013	274.1	39:40.622
4	1	1:48.542	32.264	35.404	40.874	279.1	41:29.164
5	1	1:48.933	32.187	34.321	42.425	279.8	43:18.097
6	1	1:47.688	32.327	34.161	41.200	276.2	45:05.785
7	1	1:47.914	32.264	34.598	41.052	282.0	46:53.699
8	1	1:47.747	32.234	34.181	41.332	282.7	48:41.446
9	1	1:57.464 B	32.297	34.721	50.446	282.0	50:38.910
10	1	6:03.078	4:48.572	33.976	40.530		56:41.988
11	1	1:46.620	33.039	33.560	40.021	264.1	58:28.608
12	1	1:44.917	32.348	33.449	39.120	281.2	1:00:13.525
13	1	2:00.469 B	34.943	35.649	49.877	282.0	1:02:13.994
14	1	7:42.121	6:27.935	36.192	37.994		1:09:56.115
15	1	1:40.182	32.280	32.069	35.833	270.0	1:11:36.297
16	1	1:39.398	31.853	31.872	35.673	283.5	1:13:15.695
17	1	1:37.041	30.500	31.331	35.210	285.0	1:14:52.736
18	1	1:36.767	30.099	31.425	35.243	285.7	1:16:29.503
19	1	1:38.593	32.150	31.218	35.225	287.2	1:18:08.096
20	1	1:36.038	29.901	31.072	35.065	287.2	1:19:44.134
21	1	1:36.309	30.126	31.036	35.147	288.8	1:21:20.443
22	1	1:38.044	30.776	32.098	35.170	288.8	1:22:58.487
23	1	1:38.231	31.793	31.363	35.075	288.0	1:24:36.718
24	1	1:36.040	30.016	30.964	35.060	286.5	1:26:12.758
25	1	1:35.378	29.665	30.785	34.928	287.2	1:27:48.136
26	1	1:50.930 B	30.674	35.638	44.618	286.5	1:29:39.066
27	1	5:47.551	4:39.602	31.442	36.507		1:35:26.617
28	1	1:36.458	30.173	31.076	35.209	284.2	1:37:03.075
29	1	1:38.089	29.793	33.028	35.268	284.2	1:38:41.164
30	1	1:47.871 B	30.651	33.098	44.122	284.2	1:40:29.035
31	1	8:33.777	7:19.910	36.262	37.605		1:49:02.812
32	1	1:43.830	33.020	34.221	36.589	250.0	1:50:46.642
33	1	3:13.536 B	53.690	1:03.311	1:16.535	193.5	1:54:00.178
34	1	7:32.838	6:20.373	34.611	37.854		2:01:33.016
35	1	1:42.583	31.446	34.860	36.277	265.4	2:03:15.599
36	1	1:35.170	29.846	30.754	34.570	286.5	2:04:50.769
37	1	1:34.890	29.723	30.698	34.469	287.2	2:06:25.659
38	1	1:35.547	30.069	30.891	34.587	288.8	2:08:01.206

51	1	1:34.316	29.424	30.420	34.472	287.2	2:33:07.123
52	1	1:48.647	34.599	37.599	36.449	289.5	2:34:55.770
53	1	1:33.985	29.337	30.281	34.367	286.5	2:36:29.755
54	1	1:37.648	29.140	30.434	38.074	287.2	2:38:07.403
55	1	1:43.904	32.409	36.590	34.905	286.5	2:39:51.307
56	1	1:36.565	30.160	31.351	35.054	285.7	2:41:27.872
57	1	1:34.013	29.225	30.294	34.494	287.2	2:43:01.885
58	1	1:39.682	33.128	31.827	34.727	289.5	2:44:41.567
59	1	1:33.994	29.201	30.312	34.481	291.9	2:46:15.561
60	1	1:45.402 B	29.329	30.681	45.392	288.0	2:48:00.963
61	1	4:14.240	3:04.026	34.416	35.798		2:52:15.203
62	1	1:35.434	29.802	30.724	34.908	285.7	2:53:50.637
63	1	1:35.158	29.649	30.674	34.835	287.2	2:55:25.795
64	1	1:34.886	29.530	30.625	34.731	289.5	2:57:00.681
65	1	1:37.382	30.873	31.220	35.289	290.3	2:58:38.063
66	1	1:35.003	29.506	30.711	34.786	288.0	3:00:13.066

24 **Nielsen Racing** Oreca 07 - Gibson
1. Christian BOGLE LMP2 Pro/Am
2. Fabio SCHERER

1	1	1:10:13.395	...	35.813	38.627		1:10:13.395
2	1	1:40.343	31.833	32.242	36.268	274.8	1:11:53.738
3	1	1:38.998	30.742	32.474	35.782	278.4	1:13:32.736
4	1	1:37.324	30.338	31.609	35.377	280.5	1:15:10.060
5	1	1:38.765	31.609	31.689	35.467	282.0	1:16:48.825
6	1	1:36.895	30.256	31.046	35.593	282.0	1:18:25.720
7	1	1:37.209	30.292	31.288	35.629	282.0	1:20:02.929
8	1	1:46.640 B	30.357	31.484	44.799	283.5	1:21:49.569
9	1	5:14.082	4:06.569	31.688	35.825		1:27:03.651
10	1	1:37.153	30.587	31.100	35.466	279.1	1:28:40.804
11	1	1:36.609	30.244	30.990	35.375	279.8	1:30:17.413
12	1	1:36.255	30.120	31.024	35.111	281.2	1:31:53.668
13	1	1:36.624	30.324	31.076	35.224	281.2	1:33:30.292
14	1	1:46.101 B	29.966	31.520	44.615	280.5	1:35:16.393
15	2	18:23.848 B	...	52.214	1:20.368		1:53:40.241
16	2	8:23.975	7:02.077	39.546	42.352		2:02:04.216
17	2	1:46.578	34.310	34.358	37.910	264.1	2:03:50.794
18	2	1:39.695	31.794	31.844	36.057	276.9	2:05:30.489
19	2	1:37.481	30.759	31.206	35.516	281.2	2:07:07.970
20	2	1:38.876	30.473	31.185	37.218	282.0	2:08:46.846
21	2	1:37.379	30.651	31.183	35.545	276.2	2:10:24.225
22	2	1:37.138	30.358	31.209	35.571	282.0	2:12:01.363





ELMS Rookie Test
4 Hours of Portimao
Afternoon Test

Sector Analysis

Lap under Red Flag											Invalidated Lap											Personal Best											Session Best											B Crossing the pit lane																																																																																																																																																																																																																																																																																																																																																																																																																																																																																																																																			
Lap	D	Time	Sector 1	Sector 2	Sector 3	T. Spd	Elapsed	Lap	D	Time	Sector 1	Sector 2	Sector 3	T. Spd	Elapsed	Lap	D	Time	Sector 1	Sector 2	Sector 3	T. Spd	Elapsed	Lap	D	Time	Sector 1	Sector 2	Sector 3	T. Spd	Elapsed	Lap	D	Time	Sector 1	Sector 2	Sector 3	T. Spd	Elapsed																																																																																																																																																																																																																																																																																																																																																																																																																																																																																																																																								
23	2	1:37.962	30.081	31.445	36.436	282.7	2:13:39.325	32	1	8:02.530	6:54.724	32.565	35.241		2:01:11.988	33	1	1:34.301	29.318	30.483	34.500	282.0	2:02:46.289	34	1	1:34.107	29.194	30.464	34.449	284.2	2:04:20.396	35	1	1:42.545	30.779	31.821	39.945	285.0	2:06:02.941	36	1	1:35.277	29.147	30.665	35.465	285.7	2:07:38.218	37	1	1:33.849	29.122	30.147	34.580	285.0	2:09:12.067	38	1	1:33.890	29.090	30.484	34.316	285.7	2:10:45.957	39	1	1:34.662	29.123	30.723	34.816	285.7	2:12:20.619	40	1	1:34.163	29.093	30.485	34.585	285.7	2:13:54.782	41	1	1:57.149	37.098	34.611	45.440	242.7	2:15:51.931	42	1	15:20.768	...	31.713	35.368		2:31:12.699	43	1	1:36.613	30.885	30.919	34.809	281.2	2:32:49.312	44	1	1:35.459	29.794	30.879	34.786	282.7	2:34:24.771	45	1	2:57.746	29.759	1:40.415	47.572	282.7	2:37:22.517	46	1	4:01.107	2:54.499	31.540	35.068		2:41:23.624	47	1	1:37.362	29.957	31.161	36.244	282.0	2:43:00.986	48	1	1:35.567	29.873	30.968	34.726	282.7	2:44:36.553	49	1	1:35.069	29.564	30.761	34.744	284.2	2:46:11.622	50	1	1:34.840	29.465	30.733	34.642	283.5	2:47:46.462	51	1	1:35.795	29.507	30.863	35.425	285.0	2:49:22.257	52	1	1:36.763	30.623	31.022	35.118	282.0	2:50:59.020	53	1	1:36.050	29.895	30.997	35.158	285.0	2:52:35.070	54	1	1:35.602	29.713	30.801	35.088	284.2	2:54:10.672	55	1	1:35.154	29.794	30.568	34.792	284.2	2:55:45.826	56	1	1:35.767	29.820	30.864	35.083	284.2	2:57:21.593	57	1	1:35.347	29.574	30.965	34.808	284.2	2:58:56.940	58	1	1:36.977	29.607	30.796	36.574	283.5	3:00:33.917	59	1	1:36.977	29.607	30.796	36.574	283.5	3:00:33.917	60	1	1:36.977	29.607	30.796	36.574	283.5	3:00:33.917	61	1	1:36.977	29.607	30.796	36.574	283.5	3:00:33.917	62	1	1:36.977	29.607	30.796	36.574	283.5	3:00:33.917	63	1	1:36.977	29.607	30.796	36.574	283.5	3:00:33.917	64	1	1:36.977	29.607	30.796	36.574	283.5	3:00:33.917	65	1	1:36.977	29.607	30.796	36.574	283.5	3:00:33.917	66	1	1:36.977	29.607	30.796	36.574	283.5	3:00:33.917	67	1	1:36.977	29.607	30.796	36.574	283.5	3:00:33.917	68	1	1:36.977	29.607	30.796	36.574	283.5	3:00:33.917	69	1	1:36.977	29.607	30.796	36.574	283.5	3:00:33.917	70	1	1:36.977	29.607	30.796	36.574	283.5	3:00:33.917	71	1	1:36.977	29.607	30.796	36.574	283.5	3:00:33.917	72	1	1:36.977	29.607	30.796	36.574	283.5	3:00:33.917	73	1	1:36.977	29.607	30.796	36.574	283.5	3:00:33.917	74	1	1:36.977	29.607	30.796	36.574	283.5	3:00:33.917	75	1	1:36.977	29.607	30.796	36.574	283.5	3:00:33.917	76	1	1:36.977	29.607	30.796	36.574	283.5	3:00:33.917	77	1	1:36.977	29.607	30.796	36.574	283.5	3:00:33.917	78	1	1:36.977	29.607	30.796	36.574	283.5	3:00:33.917	79	1	1:36.977	29.607	30.796	36.574	283.5	3:00:33.917	80	1	1:36.977	29.607	30.796	36.574	283.5	3:00:33.917	81	1	1:36.977	29.607	30.796	36.574	283.5	3:00:33.917	82	1	1:36.977	29.607	30.796	36.574	283.5	3:00:33.917	83	1	1:36.977	29.607	30.796	36.574	283.5	3:00:33.917	84	1	1:36.977	29.607	30.796	36.574	283.5	3:00:33.917	85	1	1:36.977	29.607	30.796	36.574	283.5	3:00:33.917	86	1	1:36.977	29.607	30.796	36.574	283.5	3:00:33.917	87	1	1:36.977	29.607	30.796	36.574	283.5	3:00:33.917	88	1	1:36.977	29.607	30.796	36.574	283.5	3:00:33.917	89	1	1:36.977	29.607	30.796	36.574	283.5	3:00:33.917	90	1	1:36.977	29.607	30.796	36.574	283.5	3:00:33.917	91	1	1:36.977	29.607	30.796	36.574	283.5	3:00:33.917	92	1	1:36.977	29.607	30.796	36.574	283.5	3:00:33.917	93	1	1:36.977	29.607	30.796	36.574	283.5	3:00:33.917	94	1	1:36.977	29.607	30.796	36.574	283.5	3:00:33.917	95	1	1:36.977	29.607	30.796	36.574	283.5	3:00:33.917	96	1	1:36.977	29.607	30.796	36.574	283.5	3:00:33.917	97	1	1:36.977	29.607	30.796	36.574	283.5	3:00:33.917	98	1	1:36.977	29.607	30.796	36.574	283.5	3:00:33.917	99	1	1:36.977	29.607	30.796	36.574	283.5	3:00:33.917	100	1	1:36.977	29.607	30.796	36.574	283.5	3:00:33.917

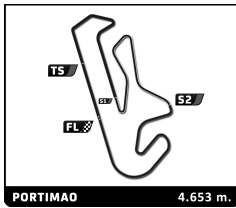
25 Algarve Pro Racing
1. Clément NOVALAK
2. James ALLEN
Oreca 07 - Gibson LMP2

1	1	3:34.494	2:05.883	43.505	45.106		3:34.494
2	1	1:50.486	36.612	35.159	38.715	205.3	5:24.980
3	1	1:45.057	33.196	33.010	38.851	269.3	7:10.037
4	1	1:39.981	31.269	32.498	36.214	275.5	8:50.018
5	1	1:38.597	30.738	32.113	35.746	276.9	10:28.615
6	1	1:39.711	30.764	33.348	35.599	279.8	12:08.326
7	1	1:37.681	30.529	31.442	35.710	279.8	13:46.007
8	1	1:37.964	30.260	31.400	36.304	279.8	15:23.971
9	1	1:45.417	34.734	34.058	36.625	274.1	17:09.388
10	1	2:01.042	36.003	37.138	47.901	274.8	19:10.430
11	2	17:50.553	...	35.533	41.360		37:00.983
12	2	1:48.659	34.106	34.316	40.237	274.8	38:49.642
13	2	1:46.609	32.276	34.065	40.268	275.5	40:36.251
14	2	1:46.864	31.694	33.128	42.042	278.4	42:23.115
15	2	1:44.994	32.008	32.934	40.052	279.8	44:08.109
16	2	1:44.365	31.404	32.874	40.087	279.1	45:52.474
17	2	1:55.272	33.204	34.364	47.704	279.8	47:47.746
18	1	19:18.326	...	33.816	36.069		1:07:06.072
19	1	1:38.037	30.473	31.674	35.890	281.2	1:08:44.109
20	1	1:46.560	30.207	31.739	44.614	281.2	1:10:30.669
21	1	2:39.490	1:32.370	31.678	35.442		1:13:10.159
22	1	1:36.953	30.448	31.190	35.315	283.5	1:14:47.112
23	1	1:40.037	30.853	32.082	37.102	283.5	1:16:27.149
24	1	1:35.918	29.782	31.052	35.084	281.2	1:18:03.067
25	1	1:35.505	29.636	30.886	34.983	283.5	1:19:38.572
26	1	1:36.377	30.360	30.804	35.213	285.7	1:21:14.949
27	1	1:48.737	34.093	31.144	43.500	285.7	1:23:03.686
28	1	24:00.076	...	37.275	38.775		1:47:03.762
29	1	1:42.075	33.596	32.899	35.580	237.4	1:48:45.837
30	1	1:35.350	29.821	30.836	34.693	282.7	1:50:21.187
31	1	2:48.271	31.209	1:01.079	1:15.983	284.2	1:53:09.458

28 IDEC Sport
1. Mathys JAUBERT
2. Vladislav LOMKO
3. Sebastian ALVAREZ
4. Dino LUNARDI
Oreca 07 - Gibson LMP2

1	2	2:07.375	49.571	38.027	39.777		2:07.375
2	2	1:40.491	32.670	32.099	35.722	272.0	3:47.866
3	2	1:37.278	30.218	31.290	35.770	282.0	5:25.144
4	2	1:37.959	31.360	31.396	35.203	277.6	7:03.103
5	2	1:35.664	29.965	30.857	34.842	282.0	8:38.767
6	2	1:43.194	30.102	34.516	38.576	282.7	10:21.961
7	2	1:36.729	30.489	31.263	34.977	279.1	11:58.690
8	2	1:44.062	31.256	32.370	40.436	284.2	13:42.752
9	2	1:45.920	30.163	32.564	43.193	282.0	15:28.672
10	3	47:28.304	...	33.800	36.355		1:02:56.976
11	3	1:38.499	32.048	31.285	35.166	282.0	1:04:35.475
12	3	1:36.800	30.159	31.652	34.989	285.0	1:06:12.275
13	3	1:34.831	29.539	30.591	34.701	285.7	1:07:47.106
14	3	1:35.539	30.185	30.626	34.728	286.5	1:09:22.645
15	3	1:34.706	29.628	30.554	34.524	285.0	1:10:57.351
16	3	1:34.547	29.536	30.360	34.651	283.5	1:12:31.898
17	3	1:41.627	29.593	30.409	41.625	285.0	1:14:13.525
18	2	9:47.490	8:30.297	37.370	39.823		1:24:01.015
19	2	1:41.259	32.713	32.695	35.851	272.7	1:25:42.274
20	2	1:41.860	30.210	33.119	38.531	282.7	1:27:24.134
21	2	1:35.653	29.705	30.961	34.987	284.2	1:28:59.787
22	2	1:36.074	30.554	30.717	34.803	285.7	1:30:35.861
23	2	1:34.468	29.303	30.330	34.835	285.0	1:32:10.329





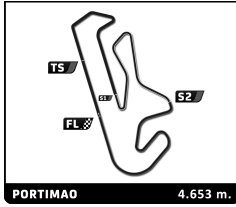
ELMS Rookie Test
4 Hours of Portimao
Afternoon Test

Sector Analysis

Lap under Red Flag Invalidated Lap Personal Best Session Best B Crossing the pit lane

Lap	D	Time	Sector 1	Sector 2	Sector 3	T. Spd	Elapsed	Lap	D	Time	Sector 1	Sector 2	Sector 3	T. Spd	Elapsed
24	2	1:41.627 B	29.566	30.596	41.465	284.2	1:33:51.956	16	3	1:46.356	32.128	33.591	40.637	278.4	48:52.021
25	2	5:41.121	4:34.131	31.687	35.303		1:39:33.077	17	3	1:45.188	32.078	33.006	40.104	276.9	50:37.209
26	2	1:34.917	29.457	30.564	34.896	282.0	1:41:07.994	18	3	1:48.702 B	31.520	32.703	44.479	279.8	52:25.911
27	2	1:34.882	29.547	30.518	34.817	283.5	1:42:42.876	19	3	11:08.756	9:53.559	37.384	37.813		1:03:34.667
28	2	1:41.214 B	29.430	30.323	41.461	284.2	1:44:24.090	20	3	1:37.125	31.094	31.083	34.948	282.0	1:05:11.792
29	2	3:45.126	2:39.132	30.999	34.995		1:48:09.216	21	3	1:36.891	30.662	30.933	35.296	286.5	1:06:48.683
30	2	1:35.167	29.498	30.800	34.869	284.2	1:49:44.383	22	3	1:36.693	29.900	30.739	36.054	286.5	1:08:25.376
31	2	2:11.222 B	29.391	30.458	1:11.373	283.5	1:51:55.605	23	3	1:35.975	30.409	30.755	34.811	281.2	1:10:01.351
32	3	14:02.582	...	34.885	37.183		2:05:58.187	24	3	1:35.241	29.754	30.704	34.783	285.0	1:11:36.592
33	3	1:36.772	31.149	30.774	34.849	281.2	2:07:34.959	25	3	1:36.025	30.387	30.726	34.912	287.2	1:13:12.617
34	3	1:39.354	29.543	30.230	39.581	284.2	2:09:14.313	26	3	1:35.109	29.625	30.700	34.784	286.5	1:14:47.726
35	3	1:34.363	29.626	30.270	34.467	282.0	2:10:48.676	27	3	1:36.720	30.073	31.451	35.196	287.2	1:16:24.446
36	3	1:34.128	29.433	30.165	34.530	286.5	2:12:22.804	28	3	1:35.071	29.611	30.661	34.799	284.2	1:17:59.517
37	3	1:33.693	29.214	30.130	34.349	285.7	2:13:56.497	29	3	1:42.329 B	30.009	30.970	41.350	286.5	1:19:41.846
38	3	1:42.204 B	30.027	30.393	41.784	287.2	2:15:38.701	30	1	5:42.311	4:30.704	33.091	38.516		1:25:24.157
39	3	7:55.773	6:49.743	30.932	35.098		2:23:34.474	31	1	1:40.192	32.633	31.928	35.631	276.9	1:27:04.349
40	3	1:34.415	29.522	30.306	34.587	284.2	2:25:08.889	32	1	1:37.086	30.453	31.365	35.268	285.0	1:28:41.435
41	3	1:35.079	29.410	30.384	35.285	285.7	2:26:43.968	33	1	1:36.746	30.173	31.251	35.322	284.2	1:30:18.181
42	3	1:34.743	29.384	30.243	35.116	284.2	2:28:18.711	34	1	1:40.359	30.012	32.475	37.872	285.0	1:31:58.540
43	3	1:35.430	29.449	31.202	34.779	285.0	2:29:54.141	35	1	1:36.158	30.134	30.750	35.274	284.2	1:33:34.698
44	3	1:41.064 B	29.515	30.492	41.057	284.2	2:31:35.205	36	1	1:35.986	30.170	30.800	35.016	282.7	1:35:10.684
45	1	3:49.079	2:40.662	32.268	36.149		2:35:24.284	37	1	1:35.650	29.754	30.849	35.047	283.5	1:36:46.334
46	1	1:38.069	30.984	31.934	35.151	280.5	2:37:02.353	38	1	1:43.791 B	30.300	31.178	42.313	282.7	1:38:30.125
47	1	1:35.982	30.191	30.927	34.864	282.0	2:38:38.335	39	3	5:35.926	4:29.354	31.325	35.247		1:44:06.051
48	1	1:36.936	29.850	31.191	35.895	283.5	2:40:15.271	40	3	1:35.337	29.893	30.547	34.897	282.7	1:45:41.388
49	1	1:35.572	29.644	30.852	35.076	280.5	2:41:50.843	41	3	1:36.711	30.551	31.161	34.999	285.0	1:47:18.099
50	1	1:34.735	29.586	30.488	34.661	283.5	2:43:25.578	42	3	1:38.443	30.702	32.325	35.416	283.5	1:48:56.542
51	1	1:34.608	29.485	30.473	34.650	284.2	2:45:00.186	43	3	1:35.224	29.765	30.482	34.977	285.0	1:50:31.766
52	1	1:44.645 B	29.461	30.952	44.232	285.0	2:46:44.831	44	3	2:59.330 B	41.491	1:01.430	1:16.409	284.2	1:53:31.096
53	4	4:03.807	2:53.206	32.817	37.784		2:50:48.638	45	3	8:00.670	6:53.869	31.473	35.328		2:01:31.766
54	4	1:45.993 B	30.438	31.237	44.318	282.0	2:52:34.631	46	3	1:34.955	29.770	30.410	34.775	285.0	2:03:06.721
55	4	3:36.126	2:29.193	31.394	35.539		2:56:10.757	47	3	1:34.937	29.625	30.424	34.888	285.7	2:04:41.658
56	4	1:36.608	30.329	30.991	35.288	282.0	2:57:47.365	48	3	1:34.810	29.702	30.337	34.771	286.5	2:06:16.468
57	4	1:36.237	30.110	30.885	35.242	282.0	2:59:23.602	49	3	3:15.709 B	54.710	1:07.129	1:13.870	286.5	2:09:32.177
58	4	1:35.898	29.988	30.698	35.212	282.7	3:00:59.500	50	3	25:37.449	...	35.913	36.268		2:35:09.626
30 Duqueine Team 1. Carl WATTANA BENNETT 3. Alejandro GARCIA 2. Jean Karl VERNAY Oreca 07 - Gibson LMP2								51	3	1:35.161	30.022	30.483	34.656	281.2	2:36:44.787
1	1	10:07.148	8:43.310	40.595	43.243		10:07.148	52	3	1:34.618	29.636	30.537	34.445	285.0	2:38:19.405
2	1	1:49.926	36.643	34.241	39.042	240.5	11:57.074	53	3	1:34.673	29.738	30.176	34.759	285.0	2:39:54.078
3	1	1:43.478	32.609	32.380	38.489	275.5	13:40.552	54	3	1:34.532	29.340	30.305	34.887	283.5	2:41:28.610
4	1	1:43.207	31.877	34.245	37.085	276.2	15:23.759	55	3	1:38.944	31.413	32.446	35.085	285.0	2:43:07.554
5	1	2:03.457 B	35.900	38.486	49.071	263.4	17:27.216	56	3	1:34.922	29.363	30.769	34.790	285.0	2:44:42.476
6	1	10:26.204	8:57.152	41.715	47.337		27:53.420	57	3	1:40.837 B	29.673	31.074	40.090	286.5	2:46:23.313
7	1	2:04.357	38.805	40.427	45.125	262.1	29:57.777	58	1	5:16.608	4:01.986	36.853	37.769		2:51:39.921
8	1	2:00.110	37.395	38.334	44.381	270.0	31:57.887	59	1	1:39.032	31.828	31.823	35.381	281.2	2:53:18.953
9	1	1:56.969	36.104	37.187	43.678	270.7	33:54.856	60	1	1:34.979	29.734	30.477	34.768	285.0	2:54:53.932
10	1	1:54.463	34.786	36.065	43.612	273.4	35:49.319	61	1	1:34.861	29.484	30.330	35.047	285.0	2:56:28.793
11	1	1:52.664	34.323	35.933	42.408	272.7	37:41.983	62	1	1:34.688	29.245	30.295	35.148	285.0	2:58:03.481
12	1	1:51.414	33.323	35.561	42.530	275.5	39:33.397	63	1	1:34.723	29.485	30.537	34.701	285.7	2:59:38.204
13	1	1:49.583	32.653	34.834	42.096	276.9	41:22.980	64	1	1:35.923	29.315	31.645	34.963	285.7	3:01:14.127
14	1	1:56.992 B	32.460	35.807	48.725	277.6	43:19.972	31 Racing Spirit of Lemans 1. Marius FOSSARD Ligier JS P320 - Nissan LMP3							
15	3	3:45.693	2:29.997	34.023	41.673		47:05.665	1	1	18:08.716	...	47.664	51.694		18:08.716






ELMS Rookie Test
4 Hours of Portimao
Afternoon Test

Sector Analysis

Lap under Red Flag													Invalidated Lap		Personal Best		Session Best		B Crossing the pit lane		
Lap	D	Time	Sector 1	Sector 2	Sector 3	T. Spd	Elapsed	Lap	D	Time	Sector 1	Sector 2	Sector 3	T. Spd	Elapsed						
2	1	2:31.511	B	46.104	46.974	58.433	193.2	20:40.227	5	1	8:44.089	7:16.807	41.731	45.551	28:08.436						
3	1	3:30.936		2:05.527	39.329	46.080		24:11.163	6	1	1:59.927	38.110	39.055	42.762	268.0	30:08.363					
4	1	2:04.272		39.934	38.108	46.230	250.0	26:15.435	7	1	1:54.337	35.678	37.084	41.575	274.1	32:02.700					
5	1	1:59.533		37.737	37.400	44.396	255.9	28:14.968	8	1	1:52.431	34.775	35.838	41.818	275.5	33:55.131					
6	1	1:57.727		36.848	37.178	43.701	256.5	30:12.695	9	1	1:59.181	35.125	40.887	43.169	276.9	35:54.312					
7	1	1:56.806		36.503	36.516	43.787	258.4	32:09.501	10	1	1:49.756	33.526	34.992	41.238	277.6	37:44.068					
8	1	1:54.965		35.602	36.064	43.299	258.4	34:04.466	11	1	1:49.809	33.195	34.701	41.913	277.6	39:33.877					
9	1	2:05.558	B	34.904	37.148	53.506	259.6	36:10.024	12	1	1:59.126	35.205	41.121	42.800	278.4	41:33.003					
10	1	11:34.114		...	35.571	42.571		47:44.138	13	1	1:46.919	32.471	34.108	40.340	279.1	43:19.922					
11	1	1:51.528		34.873	34.837	41.818	259.0	49:35.666	14	1	1:47.331	32.578	34.242	40.511	279.1	45:07.253					
12	1	1:49.570		33.468	34.303	41.799	259.6	51:25.236	15	1	1:47.088	32.405	34.286	40.397	281.2	46:54.341					
13	1	1:56.312	B	34.436	34.051	47.825	260.9	53:21.548	16	1	2:06.861	B	35.503	40.184	51.174	282.0	49:01.202				
14	1	5:32.153		4:14.497	36.578	41.078		58:53.701	17	1	7:52.053	6:27.635	41.391	43.027		56:53.255					
15	1	1:47.002		34.017	34.189	38.796	257.1	1:00:40.703	18	1	1:50.390	36.458	36.014	37.918	272.0	58:43.645					
16	1	1:45.295		33.071	33.632	38.592	266.7	1:02:25.998	19	1	1:39.271	31.358	31.793	36.120	279.8	1:00:22.916					
17	1	1:44.767		33.592	33.241	37.934	266.0	1:04:10.765	20	1	1:38.498	30.575	31.441	36.482	282.7	1:02:01.414					
18	1	1:42.978		32.638	32.418	37.922	264.1	1:05:53.743	21	1	1:38.027	30.571	31.267	36.189	285.0	1:03:39.441					
19	1	1:42.310		32.196	32.021	38.093	265.4	1:07:36.053	22	1	1:38.744	31.544	31.366	35.834	283.5	1:05:18.185					
20	1	1:48.184	B	32.062	32.213	43.909	264.7	1:09:24.237	23	1	1:37.071	30.322	31.153	35.596	283.5	1:06:55.256					
21	1	34:30.184		...	34.000	38.204		1:43:54.421	24	1	1:36.778	30.217	31.189	35.372	285.7	1:08:32.034					
22	1	1:45.697		32.715	34.682	38.300	259.6	1:45:40.118	25	1	1:40.966	30.429	32.899	37.638	286.5	1:10:13.000					
23	1	1:44.435		33.135	33.159	38.141	259.0	1:47:24.553	26	1	1:37.215	30.592	31.128	35.495	277.6	1:11:50.215					
24	1	1:43.864		32.219	33.575	38.070	260.9	1:49:08.417	27	1	1:36.598	30.081	31.009	35.508	284.2	1:13:26.813					
25	1	1:41.080		31.679	31.883	37.518	261.5	1:50:49.497	28	1	1:36.076	29.964	30.926	35.186	285.7	1:15:02.889					
26	1	3:13.637	B	52.096	1:03.076	1:18.465	214.3	1:54:03.134	29	1	1:36.198	30.063	30.936	35.199	285.7	1:16:39.087					
27	1	7:58.263		6:46.602	33.638	38.023		2:02:01.397	30	1	1:36.497	29.916	31.199	35.382	285.0	1:18:15.584					
28	1	1:41.514		31.754	32.253	37.507	262.1	2:03:42.911	31	1	1:36.155	30.139	30.807	35.209	285.0	1:19:51.739					
29	1	1:41.183		31.764	32.232	37.187	264.1	2:05:24.094	32	1	1:35.661	29.868	30.857	34.936	286.5	1:21:27.400					
30	1	1:40.262		31.434	31.814	37.014	264.7	2:07:04.356	33	1	1:38.385	32.187	31.104	35.094	287.2	1:23:05.785					
31	1	1:42.402		31.748	32.367	38.287	264.7	2:08:46.758	34	1	1:51.548	B	30.633	31.341	49.574	287.2	1:24:57.333				
32	1	1:40.987		31.890	31.985	37.112	261.5	2:10:27.745	35	1	41:19.875		...	40.251	42.927	2:06:17.208					
33	1	1:40.280		31.310	31.872	37.098	265.4	2:12:08.025	36	1	1:47.569	35.993	34.587	36.989	274.8	2:08:04.777					
34	1	2:16.732		31.244	1:04.283	41.205	268.7	2:14:24.757	37	1	1:35.033	29.854	30.204	34.975	284.2	2:09:39.810					
35	1	1:39.920		31.283	31.877	36.760	267.3	2:16:04.677	38	1	1:34.581	29.660	30.334	34.587	283.5	2:11:14.391					
36	1	1:40.370		31.329	31.801	37.240	268.0	2:17:45.047	39	1	1:34.515	29.410	30.314	34.791	285.7	2:12:48.906					
37	1	1:47.462	B	31.639	32.160	43.663	267.3	2:19:32.509	40	1	1:34.311	29.267	30.253	34.791	285.7	2:14:23.217					
38	1	24:23.586		...	40.703	44.834		2:43:56.095	41	1	1:36.051	29.344	30.254	36.453	286.5	2:15:59.268					
39	1	1:53.498		36.105	34.426	42.967	225.0	2:45:49.593	42	1	1:34.971	29.921	30.338	34.712	286.5	2:17:34.239					
40	1	1:40.409		31.695	32.015	36.699	261.5	2:47:30.002	43	1	1:34.032	29.366	30.106	34.560	286.5	2:19:08.271					
41	1	1:41.978		31.772	32.157	38.049	268.0	2:49:11.980	44	1	1:34.137	29.236	30.275	34.626	286.5	2:20:42.408					
42	1	1:39.654		31.423	31.613	36.618	266.0	2:50:51.634	45	1	1:34.218	29.374	30.305	34.539	286.5	2:22:16.626					
43	1	1:39.727		31.164	31.993	36.570	267.3	2:52:31.361	46	1	1:44.929	B	30.433	30.601	43.895	286.5	2:24:01.555				
44	1	1:40.528		31.133	31.637	37.758	266.7	2:54:11.889	47	1	19:06.813		...	41.462	44.264	2:43:08.368					
45	1	1:40.329		31.849	31.706	36.774	264.7	2:55:52.218	48	1	1:44.068	34.316	33.409	36.343	272.7	2:44:52.436					
46	1	1:39.739		31.321	31.515	36.903	267.3	2:57:31.957	49	1	1:37.929	31.478	31.334	35.117	281.2	2:46:30.365					
47	1	1:49.161	B	31.141	31.486	46.534	266.0	2:59:21.118	50	1	1:34.843	29.660	30.536	34.647	282.7	2:48:05.208					
37 COOL Racing							Oreca 07 - Gibson														
1.Lorenzo FLUXA							LMP2 Pro/Am														
2.Nicolas LAPIERRE																					
1	1	13:27.008		...	45.367	47.023		13:27.008	51	1	1:34.188	29.372	30.091	34.725	285.0	2:49:39.396					
2	1	1:56.280		39.279	37.071	39.930	237.9	15:23.288	52	1	1:34.190	29.421	30.132	34.637	285.0	2:51:13.586					
3	1	1:50.325		35.204	36.861	38.260	272.7	17:13.613	53	1	1:36.470	29.368	32.033	35.069	286.5	2:52:50.056					
4	1	2:10.734	B	36.608	38.296	55.830	275.5	19:24.347	54	1	1:34.276	29.386	30.313	34.577	285.0	2:54:24.332					
55	1	1:49.632	B	29.893	30.460	49.279	285.0	2:56:13.964													





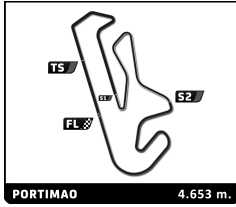
ELMS Rookie Test
4 Hours of Portimao
Afternoon Test

Sector Analysis

Lap under Red Flag Invalidated Lap Personal Best Session Best B Crossing the pit lane

Lap	D	Time	Sector 1	Sector 2	Sector 3	T. Spd	Elapsed	Lap	D	Time	Sector 1	Sector 2	Sector 3	T. Spd	Elapsed
51	AF Corse 1.Duncan CAMERON 3.Matthew GRIFFIN 2.David PEREL							Ferrari 296 GT3 GT3							
1	1	6:34.217	5:08.729	40.804	44.684		6:34.217	13	1	1:46.664	34.056	33.711	38.897	257.8	1:03:08.546
2	1	1:55.871	36.492	36.967	42.412	248.3	8:30.088	14	1	1:46.130	33.078	33.886	39.166	259.0	1:04:54.676
3	1	1:52.582	35.162	35.744	41.676	251.2	10:22.670	15	1	1:45.609	33.175	33.465	38.969	259.6	1:06:40.285
4	1	1:53.828	35.222	36.226	42.380	253.5	12:16.498	16	1	1:45.725	33.075	33.512	39.138	259.6	1:08:26.010
5	1	1:54.659	36.380	35.950	42.329	251.7	14:11.157	17	1	1:53.716 B	33.270	34.398	46.048	259.0	1:10:19.726
6	1	1:54.041	35.416	36.414	42.211	252.9	16:05.198	18	1	6:51.562	5:26.639	38.138	46.785		1:17:11.288
7	1	1:59.292	35.811	38.325	45.156	253.5	18:04.490	19	1	1:56.450	36.252	36.712	43.486	248.8	1:19:07.738
8	1	1:56.227	36.226	36.763	43.238	253.5	20:00.717	20	1	1:54.974	36.425	36.473	42.076	251.7	1:21:02.712
9	1	2:22.665	56.799	39.342	46.524	253.5	22:23.382	21	1	1:53.261	35.417	35.861	41.983	252.9	1:22:55.973
10	1	2:11.175 B	38.534	40.644	51.997	250.6	24:34.557	22	1	1:57.350	36.988	36.484	43.878	251.7	1:24:53.323
11	1	25:16.751	...	40.670	48.222		49:51.308	23	1	1:53.023	35.148	35.647	42.228	250.6	1:26:46.346
12	1	1:59.179	37.010	37.823	44.346	248.8	51:50.487	24	1	2:04.195 B	35.744	36.301	52.150	249.4	1:28:50.541
13	1	1:53.684	35.883	35.993	41.808	252.9	53:44.171	25	1	14:49.417	...	44.453	48.763		1:43:39.958
14	1	1:51.549	34.614	35.756	41.179	256.5	55:35.720	26	1	1:57.178	37.272	36.636	43.270	245.5	1:45:37.136
15	1	1:50.739	34.593	35.143	41.003	257.1	57:26.459	27	1	1:51.953	34.310	36.195	41.448	252.9	1:47:29.089
16	1	1:49.693	34.053	34.943	40.697	258.4	59:16.152	28	1	1:50.980	35.090	34.881	41.009	251.7	1:49:20.069
17	1	1:49.786	33.976	34.822	40.988	259.6	1:01:05.938	29	1	2:01.362 B	34.173	34.903	52.286	253.5	1:51:21.431
18	1	1:49.289	34.065	34.729	40.495	259.0	1:02:55.227	30	1	34:10.983	...	33.721	38.626		2:25:32.414
19	1	1:48.975	34.092	34.715	40.168	258.4	1:04:44.202	31	1	1:44.144	32.723	33.075	38.346	257.1	2:27:16.558
20	1	1:55.825 B	34.511	34.660	46.654	259.6	1:06:40.027	32	1	1:43.959	32.492	33.125	38.342	257.8	2:29:00.517
21	1	7:41.720	6:28.859	33.771	39.090		1:14:21.747	33	1	1:43.659	32.483	32.966	38.210	257.8	2:30:44.176
22	1	1:44.436	32.845	33.248	38.343	257.8	1:16:06.183	34	1	1:55.837 B	33.674	34.542	47.621	260.9	2:32:40.013
23	1	1:46.515	32.639	32.936	40.940	257.1	1:17:52.698	35	1	5:37.763	4:01.204	44.004	52.555		2:38:17.776
24	1	1:43.988	32.668	32.857	38.463	257.1	1:19:36.686	36	1	1:57.527	38.789	36.948	41.790	243.8	2:40:15.303
25	1	1:43.732	32.631	33.042	38.059	258.4	1:21:20.418	37	1	1:48.865	34.216	34.451	40.198	252.3	2:42:04.168
26	1	1:43.693	32.846	32.706	38.141	260.9	1:23:04.111	38	1	1:48.075	33.700	34.254	40.121	254.1	2:43:52.243
27	1	1:44.662	32.548	33.293	38.821	259.0	1:24:48.773	39	1	1:48.117	33.877	34.174	40.066	255.3	2:45:40.360
28	1	1:43.252	32.316	32.723	38.213	257.8	1:26:32.025	40	1	1:49.091	33.904	34.343	40.844	254.7	2:47:29.451
29	1	1:42.863	32.118	32.539	38.206	259.6	1:28:14.888	41	1	1:50.161	34.593	34.395	41.173	255.3	2:49:19.612
30	1	1:42.806	32.109	32.738	37.959	260.9	1:29:57.694	42	1	1:48.384	34.024	34.039	40.321	256.5	2:51:07.996
31	1	1:48.492 B	32.162	32.718	43.612	260.2	1:31:46.186	43	1	1:48.747	33.667	34.954	40.126	255.9	2:52:56.743
32	1	4:32.625	3:20.921	33.408	38.296		1:36:18.811	44	1	1:47.301	33.446	33.896	39.959	256.5	2:54:44.044
33	1	1:42.633	32.237	32.517	37.879	257.1	1:38:01.444	45	1	1:47.260	33.393	33.754	40.113	255.9	2:56:31.304
34	1	1:43.574	32.367	32.831	38.376	258.4	1:39:45.018	46	1	1:47.115	33.455	34.047	39.613	255.9	2:58:18.419
35	1	1:48.460 B	32.176	32.486	43.798	259.0	1:41:33.478	47	1	1:46.296	33.320	33.654	39.322	257.1	3:00:04.715
55	AF Corse 1.Custodio TOLEDIO 2.Rui AGUAS							Ferrari 296 GT3 GT3							
1	2	33:07.177	...	39.612	44.648		33:07.177	1	1	25:40.567	...	40.933	46.142		25:40.567
2	2	1:56.809	36.077	36.888	43.844	251.7	35:03.986	2	1	2:30.612	1:05.548	40.993	44.071	269.3	28:11.179
3	2	1:55.238	35.404	36.433	43.401	255.3	36:59.224	3	1	2:48.891 B	36.864	1:21.598	50.429	254.1	31:00.070
4	2	1:58.616	35.948	37.839	44.829	255.3	38:57.840	4	1	5:19.633	3:57.918	37.337	44.378		36:19.703
5	2	2:02.940 B	35.152	36.581	51.207	255.9	41:00.780	5	1	1:53.118	34.661	36.266	42.191	253.5	38:12.821
6	1	4:38.547	3:05.281	41.752	51.514		45:39.327	6	1	2:28.279	33.643	1:12.572	42.064	257.1	40:41.100
7	1	2:10.390	39.270	39.774	51.346	244.3	47:49.717	7	1	1:59.820 B	33.667	35.093	51.060	259.6	42:40.920
8	1	2:05.757	38.331	38.874	48.552	245.5	49:55.474	8	1	1:06:20.712	...	34.833	40.927		1:49:01.632
9	1	2:03.206	37.926	38.718	46.562	248.8	51:58.680	9	1	1:43.776	32.684	32.946	38.146	276.9	1:50:45.408
10	1	2:04.384	37.626	39.272	47.486	248.8	54:03.064	10	1	2:57.184 B	45.397	52.299	1:19.488	161.4	1:53:42.592
11	1	2:19.108 B	38.475	38.908	1:01.725	246.6	56:22.172	11	1	7:36.421	6:25.367	33.702	37.352		2:01:19.013
12	1	4:59.710	3:40.825	37.828	41.057		1:01:21.882	12	1	1:39.511	31.089	31.768	36.654	279.1	2:02:58.524
								13	1	1:37.445	30.345	31.273	35.827	283.5	2:04:35.969
								14	1	1:37.264	30.263	31.306	35.695	284.2	2:06:13.233
								15	1	1:37.070	30.205	31.307	35.558	285.0	2:07:50.303
81	DragonSpeed USA 1.Michael DINAN 2.Charlie EASTWOOD							Oreca 07 - Gibson LMP2 Pro/Am							
1	1	25:40.567	...	40.933	46.142		25:40.567								
2	1	2:30.612	1:05.548	40.993	44.071	269.3	28:11.179								
3	1	2:48.891 B	36.864	1:21.598	50.429	254.1	31:00.070								
4	1	5:19.633	3:57.918	37.337	44.378		36:19.703								
5	1	1:53.118	34.661	36.266	42.191	253.5	38:12.821								
6	1	2:28.279	33.643	1:12.572	42.064	257.1	40:41.100								
7	1	1:59.820 B	33.667	35.093	51.060	259.6	42:40.920								
8	1	1:06:20.712	...	34.833	40.927		1:49:01.632								
9	1	1:43.776	32.684	32.946	38.146	276.9	1:50:45.408								
10	1	2:57.184 B	45.397	52.299	1:19.488	161.4	1:53:42.592								
11	1	7:36.421	6:25.367	33.702	37.352		2:01:19.013								
12	1	1:39.511	31.089	31.768	36.654	279.1	2:02:58.524								
13	1	1:37.445	30.345	31.273	35.827	283.5	2:04:35.969								
14	1	1:37.264	30.263	31.306	35.695	284.2	2:06:13.233								
15	1	1:37.070	30.205	31.307	35.558	285.0	2:07:50.303								





ELMS Rookie Test
4 Hours of Portimao
Afternoon Test

Sector Analysis

Lap under Red Flag Invalidated Lap Personal Best Session Best B Crossing the pit lane

Lap	D	Time	Sector 1	Sector 2	Sector 3	T. Spd	Elapsed	Lap	D	Time	Sector 1	Sector 2	Sector 3	T. Spd	Elapsed
43	2	1:36.028	29.773	30.952	35.303	286.5	2:08:20.792								
44	2	1:37.492	30.110	31.799	35.583	288.0	2:09:58.284								
45	2	1:37.165	29.594	32.005	35.566	287.2	2:11:35.449								
46	2	1:35.569	29.603	30.763	35.203	287.2	2:13:11.018								
47	2	1:35.771	29.445	30.712	35.614	287.2	2:14:46.789								
48	2	1:35.572	29.609	30.707	35.256	287.2	2:16:22.361								
49	2	1:47.931 B	31.529	32.063	44.339	290.3	2:18:10.292								
50	2	5:36.259	4:25.547	33.768	36.944		2:23:46.551								
51	2	1:39.262	31.665	31.912	35.685	282.7	2:25:25.813								
52	2	1:35.385	29.606	30.762	35.017	285.7	2:27:01.198								
53	2	1:35.123	29.488	30.548	35.087	285.7	2:28:36.321								
54	2	1:35.975	29.619	30.828	35.528	285.7	2:30:12.296								
55	2	1:36.745	30.222	31.138	35.385	286.5	2:31:49.041								
56	2	1:43.900 B	29.479	30.748	43.673	285.7	2:33:32.941								

