

## European Le Mans Series 4 Hours of Le Castellet Free Practice 1

### Sector Analysis

PAUL RICARD 5.771 m.

Lap under Red Flag Invalidated Lap Personal Best Session Best B Crossing the pit lane

Lap	D	Time	Sector 1	Sector 2	Sector 3	T. Spd	Elapsed	Lap	D	Time	Sector 1	Sector 2	Sector 3	T. Spd	Elapsed
17	1	1:51.889	33.391	28.966	49.532	288.8	41:49.909	6	3	1:43.313	30.697	26.900	45.716	306.8	14:08.775
18	1	1:51.698	33.186	28.972	49.540	288.0	43:41.607	7	3	1:42.903	30.374	26.820	45.709	305.1	15:51.678
19	1	1:52.265	33.433	29.064	49.768	288.8	45:33.872	8	3	1:44.359	30.454	26.945	46.960	303.4	17:36.037
20	1	1:59.750 B	32.930	28.850	57.970	289.5	47:33.622	9	3	1:45.498	30.251	26.843	48.404	308.6	19:21.535
21	2	21:30.234	...	29.747	51.571	279.8	1:09:03.856	10	3	1:43.352	30.479	26.898	45.975	306.8	21:04.887
22	2	1:52.851	33.352	29.475	50.024	281.2	1:10:56.707	11	3	1:45.115	31.022	27.062	47.031	306.8	22:50.002
23	2	1:53.128	33.910	29.627	49.591	284.2	1:12:49.835	12	3	7:11.964 B	30.200	26.784	6:14.980	307.7	30:01.966
24	2	1:51.722	32.981	29.113	49.628	285.7	1:14:41.557	13	2	2:01.136	47.506	27.320	46.310	304.2	32:03.102
25	2	1:51.926	32.984	29.059	49.883	285.0	1:16:33.483	14	2	1:42.671	30.374	26.842	45.455	305.9	33:45.773
26	2	1:50.912	32.597	29.076	49.239	286.5	1:18:24.395	15	2	1:42.773	29.982	26.845	45.946	307.7	35:28.546
27	2	1:51.854	33.126	29.017	49.711	288.0	1:20:16.249	16	2	1:44.629	31.873	26.709	46.047	307.7	37:13.175
28	2	1:58.199 B	32.887	28.881	56.431	290.3	1:22:14.448	17	2	1:42.138	29.977	26.721	45.440	304.2	38:55.313
29	1	3:39.764	2:19.694	29.237	50.833	283.5	1:25:54.212	18	2	1:42.445	29.681	26.756	46.008	307.7	40:37.758
30	1	1:52.739	33.422	29.041	50.276	288.8	1:27:46.951	19	2	1:41.476	29.858	26.643	44.975	305.9	42:19.234
31	1	1:52.477	33.421	29.235	49.821	285.7	1:29:39.428	20	2	1:45.253	31.163	26.885	47.205	307.7	44:04.487
32	1	1:52.062	33.090	29.089	49.883	287.2	1:31:31.490	21	2	1:44.554	30.186	28.168	46.200	307.7	45:49.041

**12** **WTM by Rinaldi Racing** Duqueine M30 - D08 - Nissan  
 1. Torsten KRATZ LMP3  
 2. Leonard WEISS 3. Oscar TUNJO

1	3	13:04.184	...	32.222	54.600	276.9	13:04.184
2	3	1:58.162	35.522	29.926	52.714	279.1	15:02.346
3	3	1:52.301	33.210	29.245	49.846	283.5	16:54.647
4	3	<del>1:51.063</del>	32.770	28.814	<del>49.479</del>	288.0	18:45.710
5	3	1:50.719	32.683	28.838	49.198	285.7	20:36.429
6	3	1:51.531	33.059	28.977	49.495	285.0	22:27.960
7	3	1:54.297	32.450	28.812	53.035	287.2	24:22.257
8	3	4:14.153 B	1:09.710	1:22.426	1:42.017	78.9	28:36.410
9	2	3:34.210	2:12.627	30.043	51.540	281.2	32:10.620
10	2	1:53.309	33.613	29.393	50.303	285.0	34:03.929
11	2	1:53.408	33.882	29.319	50.207	285.7	35:57.337
12	2	1:52.742	33.359	29.099	50.284	285.0	37:50.079
13	2	1:52.594	33.563	28.961	50.070	285.0	39:42.673
14	2	<del>1:51.863</del>	33.070	<del>29.095</del>	49.698	285.7	41:34.536
15	2	1:53.606	34.307	28.918	50.381	288.8	43:28.142
16	2	1:52.923	33.364	29.098	50.461	286.5	45:21.065
17	2	1:53.559	33.371	28.783	51.405	288.8	47:14.624
18	2	2:01.894 B	33.375	29.026	59.493	288.0	49:16.518
19	1	<del>3:34.246</del>	2:13.745	29.250	<del>51.251</del>	285.0	52:50.764
20	1	1:53.427	34.362	29.043	50.022	285.0	54:44.191
21	1	1:51.822	32.943	28.848	50.031	288.0	56:36.013
22	1	1:52.071	32.991	29.056	50.024	285.7	58:28.084
23	1	<del>1:52.549</del>	33.534	<del>28.939</del>	50.076	288.8	1:00:20.633
24	1	1:52.533	33.357	29.257	49.919	285.7	1:02:13.166
25	1	1:52.632	32.952	29.009	50.671	288.0	1:04:05.798
26	1	1:59.984 B	33.679	29.163	57.142	288.0	1:06:05.782

**14** **AO by TF** Oreca 07 - Gibson  
 1. Jonny EDGAR LMP2  
 2. Louis DELÉTRAZ 3. Robert KUBICA

1	3	2:36.289	1:14.342	31.079	50.868	298.3	2:36.289
2	3	1:48.825	33.365	28.180	47.280	304.2	4:25.114
3	3	3:35.716	32.521	1:18.242	1:44.953	80.4	8:00.830
4	3	2:39.561	1:09.992	41.051	48.518	295.9	10:40.391
5	3	1:45.071	31.292	26.940	46.839	307.7	12:25.462

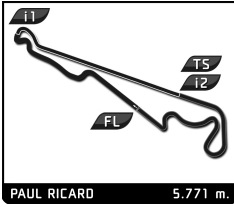
**15** **RLR M Sport** Ligier JS P320 - Nissan  
 1. Michael JENSEN LMP3  
 2. Nick ADCOCK 3. Gael JULIEN

1	3	3:01.366	1:24.995	32.751	1:03.620	264.1	3:01.366
2	3	2:04.434	35.252	29.398	59.784	282.7	5:05.800
3	3	4:18.983	1:10.685	1:22.154	1:46.144	79.8	9:24.783
4	3	2:00.950	41.301	29.285	50.364	281.2	11:25.733
5	3	1:52.251	33.331	28.999	49.921	282.7	13:17.984
6	3	1:51.884	33.578	28.837	49.469	285.0	15:09.868
7	3	1:50.640	33.030	29.019	48.591	282.7	17:00.508
8	3	<del>1:49.841</del>	32.535	28.834	<del>48.472</del>	285.0	18:50.349
9	3	<del>4:00.134 B</del>	32.916	28.706	<del>2:58.512</del>	287.2	22:50.483
10	2	5:59.336 B	51.451	30.001	4:37.884	282.0	28:49.819
11	2	2:14.016	52.566	29.546	51.904	280.5	31:03.835









European Le Mans Series 4 Hours of Le Castellet Free Practice 1

Sector Analysis

Lap under Red Flag Invalidated Lap Personal Best Session Best Crossing the pit lane

Table with 15 columns: Lap, D, Time, Sector 1, Sector 2, Sector 3, T. Spd, Elapsed, Lap, D, Time, Sector 1, Sector 2, Sector 3, T. Spd, Elapsed. Rows 15-42.

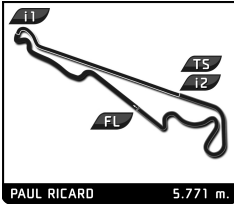
23 United Autosports 1. Bijoy GARG 2. Fabio SCHERER 3. Paul DI RESTA Oreca 07 - Gibson LMP2

Table with 15 columns: Lap, D, Time, Sector 1, Sector 2, Sector 3, T. Spd, Elapsed. Rows 1-22.

24 Nielsen Racing 1. John FALB 2. Colin NOBLE 3. Albert COSTA BALBOA Oreca 07 - Gibson LMP2 Pro/Am

Table with 15 columns: Lap, D, Time, Sector 1, Sector 2, Sector 3, T. Spd, Elapsed. Rows 1-30.





## European Le Mans Series 4 Hours of Le Castellet Free Practice 1

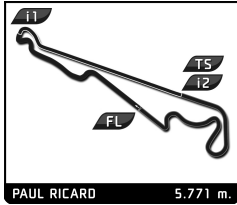
### Sector Analysis

Lap	D	Time	Sector 1	Sector 2	Sector 3	T. Spd	Elapsed	Lap	D	Time	Sector 1	Sector 2	Sector 3	T. Spd	Elapsed						
31	1	1:45.892	31.046	27.292	47.554	305.1	1:14:56.582	11	3	1:44.140	31.296	26.761	46.083	306.8	22:56.205						
32	1	1:53.503 <b>B</b>	32.058	27.182	54.263	307.7	1:16:50.085	12	3	2:05.055 <b>B</b>	30.367	26.928	1:07.760	306.8	25:01.260						
33	2	3:29.532	2:13.617	27.193	48.722	305.1	1:20:19.617	13	2	9:51.257	8:34.962	28.373	47.922	303.4	34:52.517						
34	2	1:46.111	31.238	27.172	47.701	304.2	1:22:05.728	14	2	1:45.494	31.251	26.934	47.309	308.6	36:38.011						
35	2	1:45.700	31.447	27.331	46.922	305.9	1:23:51.428	15	2	1:45.191	31.252	27.180	46.759	306.8	38:23.202						
36	2	1:46.494	31.389	27.106	47.999	307.7	1:25:37.922	16	2	1:43.923	30.862	26.941	46.120	305.9	40:07.125						
37	2	1:46.260	31.446	27.199	47.615	305.1	1:27:24.182	17	2	1:44.770	31.040	27.790	45.940	308.6	41:51.895						
38	2	1:45.184	31.132	27.118	46.934	306.8	1:29:09.366	18	2	1:44.895	31.612	27.318	45.965	307.7	43:36.790						
39	2	1:46.861	30.920	27.916	48.025	306.8	1:30:56.227	19	2	1:46.687	30.979	27.180	48.528	302.5	45:23.477						
<b>25</b> Algarve Pro Racing 1. Matthias KAISER 2. Olli CALDWELL 3. Alexander LYNN Oreca 07 - Gibson LMP2								<b>28</b> IDEC Sport 1. Paul LAFARGUE 2. Reshad DE GERUS 3. Job VAN UITERT Oreca 07 - Gibson LMP2													
1	2	2:12.739	50.114	30.667	51.958	291.1	2:12.739	1	3	4:00.600	2:37.240	30.281	53.079	301.7	4:00.600						
2	2	1:52.018	34.465	28.230	49.323	289.5	4:04.757	2	3	2:56.634	34.669	38.093	1:43.872	81.7	6:57.234						
3	2	2:57.395 <b>B</b>	31.605	40.264	1:45.526	81.0	7:02.152	3	3	3:26.122	1:08.870	1:21.670	55.582	80.1	10:23.356						
4	2	3:30.894	1:15.163	1:21.176	54.555	193.2	10:33.046	4	3	1:47.210	32.299	26.891	48.020	309.5	12:10.566						
5	2	1:44.466	31.501	26.926	46.039	305.1	12:17.512	5	3	1:42.967	30.326	26.432	46.209	314.9	13:53.533						
6	2	1:47.373	30.371	26.849	50.153	307.7	14:04.885	6	3	1:41.493	29.939	26.363	45.191	316.7	15:35.026						
7	2	1:43.236	30.270	26.788	46.178	304.2	15:48.121	7	3	4:33.793 <b>B</b>	29.771	26.446	3:37.576	319.5	20:08.819						
8	2	1:44.812	30.429	27.248	47.135	310.3	17:32.933	8	3	2:03.563	48.949	27.908	46.706	308.6	22:12.382						
9	2	1:46.859	30.282	27.425	49.152	276.9	19:19.792	9	3	1:41.714	29.897	26.562	45.255	312.1	23:54.096						
10	2	1:44.721	30.303	26.872	47.546	306.8	21:04.513	10	3	6:21.967 <b>B</b>	30.967	1:20.221	4:30.779	81.7	30:16.063						
11	2	1:57.625 <b>B</b>	32.448	1:21.045	9:04.132	80.7	32:02.138	11	1	2:07.922	51.717	27.315	48.890	307.7	32:23.985						
12	1	7:46.645	6:30.180	27.904	48.564	300.0	39:48.783	12	1	1:51.002	34.862	27.735	48.405	309.5	34:14.987						
13	1	1:46.529	31.333	27.767	47.429	305.1	41:35.312	13	1	1:46.330	31.693	26.990	47.647	318.6	36:01.317						
14	1	1:51.456	33.242	27.205	51.009	308.6	43:26.768	14	1	1:45.111	31.347	26.778	46.986	313.0	37:46.428						
15	1	1:58.543 <b>B</b>	31.374	27.354	59.815	306.8	45:25.311	15	1	1:45.571	30.991	26.755	47.825	313.0	39:31.999						
16	1	23:25.935	...	28.434	48.424	300.0	1:08:51.246	16	1	1:46.264	31.485	27.044	47.735	313.0	41:18.263						
17	1	1:45.671	31.423	27.172	47.076	303.4	1:10:36.917	17	1	1:45.145	30.981	26.826	47.338	313.0	43:03.408						
18	1	1:45.905	30.857	27.247	47.801	306.8	1:12:22.822	18	1	7:34.883 <b>B</b>	30.724	26.812	6:37.347	312.1	50:38.291						
19	1	1:45.750	31.935	27.212	46.603	306.8	1:14:08.572	19	1	2:04.414	48.781	27.664	47.969	308.6	52:42.705						
20	1	1:44.763	30.861	27.160	46.742	307.7	1:15:53.335	20	1	1:45.777	31.094	27.061	47.622	308.6	54:28.482						
21	1	1:44.509	30.716	27.127	46.666	308.6	1:17:37.844														
22	1	1:52.303 <b>B</b>	30.707	26.925	54.671	307.7	1:19:30.147														
23	3	2:46.145	1:32.493	27.182	46.470	308.6	1:22:16.292														
24	3	1:43.416	30.557	27.240	45.619	305.9	1:23:59.708														
25	3	1:42.978	30.191	26.774	46.013	308.6	1:25:42.686														
26	3	1:43.711	30.313	26.935	46.463	304.2	1:27:26.397														
27	3	1:43.571	30.658	26.947	45.966	307.7	1:29:09.968														
28	3	1:43.841	30.752	27.320	45.769	305.9	1:30:53.809														
<b>27</b> Nielsen Racing 1. David HEINEMEIER HANS 2. Nicolas PINO 3. William STEVENS Oreca 07 - Gibson LMP2																					
1	3	2:16.821	55.402	30.262	51.157	291.9	2:16.821														
2	3	1:53.365	32.630	27.596	53.139	300.0	4:10.186														
3	3	2:59.177 <b>B</b>	30.778	43.490	1:44.909	79.2	7:09.363														
4	3	3:26.632	1:31.256	1:02.379	52.997	272.7	10:35.995														
5	3	1:45.893	32.164	26.924	46.805	305.9	12:21.888														
6	3	1:43.760	30.619	26.618	46.523	306.8	14:05.648														
7	3	1:42.963	30.305	26.688	45.970	306.8	15:48.611														
8	3	1:53.150	32.286	26.788	54.076	305.9	17:41.761														
9	3	1:43.736	30.134	26.579	47.023	303.4	19:25.497														
10	3	1:46.568	31.867	27.109	47.592	305.9	21:12.065														









## European Le Mans Series 4 Hours of Le Castellet Free Practice 1

### Sector Analysis

Lap under Red Flag   Invalidated Lap   Personal Best   Session Best   Crossing the pit lane

Lap	D	Time	Sector 1	Sector 2	Sector 3	T. Spd	Elapsed	Lap	D	Time	Sector 1	Sector 2	Sector 3	T. Spd	Elapsed
39	2	1:44.621	31.401	27.272	45.948	305.9	1:23:40.832	3	2	1:57.227	35.233	29.941	52.053	276.9	14:22.359
40	2	1:44.416	30.485	26.883	47.048	306.8	1:25:25.248	4	2	1:50.994	33.270	28.460	49.264	296.7	16:13.353
41	2	1:44.139	30.714	26.942	46.483	305.9	1:27:09.387	5	2	1:43.258	30.764	26.618	45.876	295.1	17:56.611
42	2	1:46.209	30.919	28.085	47.205	305.1	1:28:55.596	6	2	<b>1:42.158</b>	<b>30.190</b>	<b>26.576</b>	<b>45.392</b>	307.7	19:38.769
43	2	1:43.822	30.826	26.952	46.044	306.8	1:30:39.418	7	2	1:49.078	33.463	28.033	47.582	304.2	21:27.847

**31** **Racing Spirit of Leman** Ligier JS P320 - Nissan  
 1. Jacques WOLFF LMP3  
 2. Jean-Ludovic FOUBERT  
 3. Antoine DOQUIN

1	3	2:55.067	1:26.822	31.697	56.548	274.8	2:55.067
2	3	2:02.818	35.990	30.346	56.482	266.0	4:57.885
3	3	4:12.603	1:04.998	1:22.213	1:45.392	79.8	9:10.488
4	3	2:12.095	50.399	29.482	52.214	278.4	11:22.583
5	3	1:52.661	33.426	29.046	50.189	280.5	13:15.244
6	3	1:50.925	32.756	28.892	49.277	282.0	15:06.169
7	3	<b>1:50.626</b>	32.654	29.081	<b>48.891</b>	281.2	16:56.795
8	3	4:15.982 <b>B</b>	<b>32.388</b>	<b>28.821</b>	3:14.773	285.0	21:12.777
9	1	2:12.676	51.144	29.447	52.085	281.2	23:25.453
10	1	<b>3:28.668 <b>B</b></b>	34.817	1:04.070	1:49.781	79.9	26:54.121
11	1	3:41.769	2:21.069	29.489	51.211	283.5	30:35.890
12	1	<del>1:56.127</del>	35.148	29.346	<del>51.643</del>	282.0	32:32.027
13	1	<del>1:55.545</del>	34.163	29.524	<del>51.858</del>	278.4	34:27.572
14	1	<del>1:55.489</del>	34.433	29.453	<del>51.603</del>	279.8	36:23.061
15	1	1:54.712	33.968	29.655	51.089	276.9	38:17.773
16	1	1:54.876	33.958	30.225	50.693	278.4	40:12.649
17	1	<del>1:53.723</del>	33.772	29.449	<del>50.502</del>	282.0	42:06.372
18	1	1:53.061	33.466	29.293	50.302	279.8	43:59.433
19	1	3:39.249 <b>B</b>	33.688	29.410	2:36.151	282.0	47:38.682
20	2	2:13.862	50.382	29.399	54.081	280.5	49:52.544
21	2	1:55.400	34.266	29.401	51.733	280.5	51:47.944
22	2	1:55.513	34.031	29.341	52.141	280.5	53:43.457
23	2	<del>1:56.807</del>	35.543	30.227	<del>51.031</del>	281.2	55:40.258
24	2	1:54.366	33.713	29.143	51.510	284.2	57:34.624
25	2	1:53.921	33.822	29.890	50.209	284.2	59:28.545
26	2	1:54.157	33.800	29.189	51.168	283.5	1:01:22.702
27	2	1:52.754	33.500	29.165	50.089	283.5	1:03:15.456
28	2	1:54.170	33.419	29.240	51.511	283.5	1:05:09.626
29	2	3:34.729 <b>B</b>	34.523	29.210	2:30.996	284.2	1:08:44.355
30	3	2:09.395	49.950	29.322	50.123	280.5	1:10:53.750
31	3	1:54.717	35.229	29.401	50.087	280.5	1:12:48.467
32	3	1:51.553	32.861	29.208	49.484	282.7	1:14:40.020
33	3	1:56.631	32.791	31.055	52.785	282.0	1:16:36.651
34	3	1:50.837	32.647	29.127	49.063	282.0	1:18:27.488
35	3	<del>2:52.112 <b>B</b></del>	32.750	29.179	<del>1:50.183</del>	284.2	1:21:19.600
36	2	<del>2:12.675</del>	49.398	29.739	<del>53.538</del>	279.1	1:23:32.275
37	2	<del>1:56.438</del>	34.050	30.104	<del>52.284</del>	280.5	1:25:28.713
38	2	1:54.747	34.124	29.595	51.028	279.1	1:27:23.460
39	2	1:54.394	34.073	29.637	50.684	283.5	1:29:17.854
40	2	1:54.137	33.703	29.519	50.915	279.8	1:31:11.991

**34** **Inter Europol Competition** Oreca 07 - Gibson  
 1. Olivier GRAY LMP2  
 2. Clément NOVALAK  
 3. Luca GHIOTTO

1	2	10:10.301 <b>B</b>	1:15.336	35.950	8:19.015	236.8	10:10.301
2	2	2:14.831	52.690	30.552	51.589	272.0	12:25.132

**35** **Ultimate** Ligier JS P320 - Nissan  
 1. Eric TROUILLET LMP3  
 2. Jean-Baptiste LAHAYE  
 3. Matthieu LAHAYE

1	3	2:33.228	1:02.459	33.629	57.140	269.3	2:33.228
2	3	2:00.234	36.267	30.898	53.069	276.2	4:33.462
3	3	3:46.470	38.359	1:22.388	1:45.723	79.8	8:19.932
4	3	2:35.422	1:10.440	31.705	53.277	276.2	10:55.354
5	3	1:53.323	33.771	29.345	50.207	279.8	12:48.677
6	3	1:53.968	34.931	29.201	49.836	281.2	14:42.645
7	3	1:51.449	32.978	29.046	49.425	282.0	16:34.094
8	3	<b>1:51.084</b>	<b>32.683</b>	<b>28.877</b>	49.524	282.7	18:25.178
9	3	2:00.159 <b>B</b>	34.431	29.361	56.367	283.5	20:25.337
10	3	<b>5:46.864 <b>B</b></b>	3:20.933	39.354	1:46.577	80.2	26:12.201















