

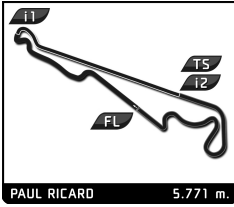
European Le Mans Series
4 Hours of Le Castellet
Bronze Driver Collective Test

Sector Analysis

Lap under Red Flag Invalidated Lap Personal Best Session Best Crossing the pit lane

Lap	D	Time	Sector 1	Sector 2	Sector 3	T. Spd	Elapsed	Lap	D	Time	Sector 1	Sector 2	Sector 3	T. Spd	Elapsed
15	1	1:51.992	32.860	29.238	49.894	284.2	31:39.958	15	1	1:47.335	31.555	27.454	48.326	302.5	30:05.926
15		RLR M Sport		3. Gael JULIEN		Ligier JS P320 - Nissan LMP3		20		Algarve Pro Racing		3. Alex QUINN		Oreca 07 - Gibson LMP2 Pro/Am	
		1. Michael JENSEN								1. Kriton LENTOUDIS					
		2. Nick ADCOCK								2. Richard BRADLEY					
1	2	3:01.964	1:32.327	32.196	57.441	277.6	3:01.964	1	1	2:29.981	1:00.223	33.154	56.604	298.3	2:29.981
2	2	1:59.650	36.306	29.689	53.655	285.7	5:01.614	2	1	1:55.965	34.545	28.351	53.069	305.9	4:25.946
3	2	1:55.834	34.080	29.227	52.527	285.0	6:57.448	3	1	1:48.534	32.224	27.132	49.178	302.5	6:14.480
4	2	1:53.215	33.584	29.183	50.448	284.2	8:50.663	4	1	1:50.127	34.047	28.196	47.884	306.8	8:04.607
5	2	1:54.115	33.758	29.141	51.216	288.0	10:44.778	5	1	1:47.320	31.822	27.279	48.219	302.5	9:51.927
6	2	2:05.048	35.013	29.224	1:00.811	286.5	12:49.826	6	1	1:47.646	32.588	27.334	47.724	308.6	11:39.573
7	2	3:18.158 B	34.449	29.172	2:14.537	287.2	16:07.984	7	1	1:47.215	32.015	27.547	47.653	306.8	13:26.788
8	1	2:13.588	51.785	29.834	51.969	284.2	18:21.572	8	1	1:58.273 B	32.305	27.661	58.307	308.6	15:25.061
9	1	1:56.246	34.730	29.407	52.109	286.5	20:17.818	9	1	3:51.180	2:28.881	30.777	51.522	292.7	19:16.241
10	1	1:54.411	34.195	29.240	50.976	286.5	22:12.229	10	1	1:47.727	33.012	27.610	47.105	306.8	21:03.968
11	1	1:54.605	33.942	29.336	51.327	285.7	24:06.834	11	1	1:47.567	31.687	27.303	48.577	308.6	22:51.535
12	1	1:55.123	34.218	29.300	51.605	289.5	26:01.957	12	1	1:46.879	31.539	27.295	48.045	307.7	24:38.414
13	1	1:54.507	33.811	29.308	51.388	285.0	27:56.464	13	1	1:47.255	31.566	27.240	48.449	307.7	26:25.669
14	1	1:53.474	33.927	29.206	50.341	285.0	29:49.938	14	1	1:46.701	31.684	27.863	47.154	307.7	28:12.370
15	1	1:52.822	33.547	29.203	50.072	285.0	31:42.760	15	1	1:49.511	32.466	28.149	48.896	307.7	30:01.881
17		COOL Racing		3. Manuel ESPIRITO SANTO		Ligier JS P320 - Nissan LMP3		21		United Autosports		3. Oliver JARVIS		Oreca 07 - Gibson LMP2 Pro/Am	
		1. Miguel CRISTÓVÃO								1. Daniel SCHNEIDER					
		2. Cédric OLTRAMARE								2. Andrew MEYRICK					
1	1	2:33.440	1:03.018	33.212	57.210	274.1	2:33.440	1	1	2:27.495	58.916	31.968	56.611	300.0	2:27.495
2	1	1:55.647	35.813	29.668	50.166	280.5	4:29.087	2	1	1:55.342	35.571	28.678	51.093	306.8	4:22.837
3	1	1:52.901	33.897	29.470	49.534	281.2	6:21.988	3	1	1:50.706	32.777	27.594	50.335	304.2	6:13.543
4	1	1:52.932	33.329	29.123	50.480	281.2	8:14.920	4	1	1:48.355	32.739	27.421	48.195	307.7	8:01.898
5	1	1:51.913	33.465	29.129	49.319	283.5	10:06.833	5	1	1:47.130	31.579	27.388	48.163	303.4	9:49.028
6	1	1:51.337	33.188	29.167	48.982	282.7	11:58.170	6	1	1:48.133	31.413	27.285	49.435	307.7	11:37.161
7	1	2:11.639 B	38.122	33.525	59.992	264.1	14:09.809	7	1	1:46.384	31.470	27.264	47.650	308.6	13:23.545
8	1	3:34.840	2:11.719	30.356	52.765	280.5	17:44.649	8	1	1:53.289	32.401	27.243	53.645	304.2	15:16.834
9	1	1:55.607	34.086	30.717	50.804	279.8	19:40.256	9	1	1:46.662	31.442	27.271	47.949	307.7	17:03.496
10	1	1:53.231	33.714	29.472	50.045	278.4	21:33.487	10	1	1:45.816	31.355	27.209	47.252	307.7	18:49.312
11	1	1:53.138	33.790	29.448	49.900	280.5	23:26.625	11	1	1:46.440	32.261	27.053	47.126	309.5	20:35.752
12	1	1:52.587	33.528	29.372	49.687	280.5	25:19.212	12	1	1:46.131	31.026	27.266	47.839	312.1	22:21.883
13	1	1:52.802	33.606	29.385	49.811	278.4	27:12.014	13	1	1:48.093	31.586	27.433	49.074	307.7	24:09.976
14	1	1:52.922	33.426	29.432	50.064	281.2	29:04.936	14	1	1:49.708	31.544	27.652	50.512	308.6	25:59.684
15	1	2:09.159	33.624	29.300	1:06.235	281.2	31:14.095	15	1	1:44.798	30.905	27.102	46.791	307.7	27:44.482
19		Team Virage		3. Nelson PIQUET Jr		Oreca 07 - Gibson LMP2 Pro/Am		24		Nielsen Racing		3. Albert COSTA BALBOA		Oreca 07 - Gibson LMP2 Pro/Am	
		1. Anthony WELLS								1. John FALB					
		2. Matthew BELL								2. Colin NOBLE					
1	1	3:55.132 B	1:11.970	40.156	2:03.006	202.6	3:55.132	1	1	2:16.978	55.161	29.675	52.142	301.7	2:16.978
2	1	2:23.672	57.977	30.763	54.932	269.3	6:18.804	2	1	1:48.322	32.977	27.289	48.056	303.4	4:05.300
3	1	1:54.726	34.928	28.095	51.703	306.8	8:13.530	3	1	1:47.323	31.656	26.961	48.706	305.9	5:52.623
4	1	1:49.089	33.552	27.183	48.354	305.1	10:02.619	4	1	1:44.965	30.808	26.792	47.365	299.2	7:37.588
5	1	1:47.466	32.021	27.017	48.428	301.7	11:50.085	5	1	1:46.630	32.530	26.969	47.131	304.2	9:24.218
6	1	1:46.618	31.524	27.033	48.061	306.8	13:36.703	6	1	1:44.613	31.087	26.935	46.591	306.8	11:08.831
7	1	2:46.776 B	31.817	27.190	1:47.769	305.1	16:23.479	7	1	1:44.060	30.681	26.958	46.421	307.7	12:52.891
8	1	2:16.318	54.750	29.708	51.860	289.5	18:39.797	8	1	1:56.819 B	32.253	28.165	56.401	304.2	14:49.710
9	1	1:49.665	33.460	27.710	48.495	305.1	20:29.462	9	1	4:42.580	3:27.673	27.270	47.637	308.6	19:32.290
10	1	1:48.467	31.918	27.057	49.492	303.4	22:17.929	10	1	1:44.917	31.289	27.055	46.573	305.1	21:17.207
11	1	2:28.505	33.485	35.718	1:19.302	211.4	24:46.434	11	1	1:43.811	30.733	27.075	46.003	306.8	23:01.018
12	1	1:46.600	32.228	27.052	47.320	305.9	26:33.034								
13	1	1:45.557	31.054	27.145	47.358	302.5	28:18.591								



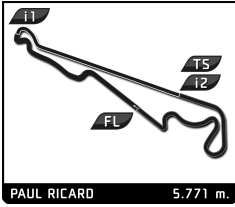


European Le Mans Series 4 Hours of Le Castellet Bronze Driver Collective Test

Sector Analysis

Lap under Red Flag							Invalidated Lap		Personal Best		Session Best		B Crossing the pit lane			
Lap	D	Time	Sector 1	Sector 2	Sector 3	T. Spd	Elapsed	Lap	D	Time	Sector 1	Sector 2	Sector 3	T. Spd	Elapsed	
29 Richard Mille by TDS 1.Rodrigo SALES 2.Mathias BECHE							Oreca 07 - Gibson LMP2 Pro/Am									
1	1	2:41.037	1:13.392	32.229	55.416	282.7	2:41.037	1	1	4:40.107	3:13.388	32.179	54.540	268.0	4:40.107	
2	1	1:53.159	34.644	28.205	50.310	303.4	4:34.196	2	1	1:58.463	34.921	30.506	53.036	272.7	6:38.570	
3	1	1:51.331	33.302	29.114	48.915	305.1	6:25.527	3	1	2:07.256	35.725	36.254	55.277	205.3	8:45.826	
4	1	1:48.308	31.917	27.324	49.067	310.3	8:13.835	4	1	2:02.039	34.653	30.404	56.982	274.1	10:47.865	
5	1	1:47.420	32.538	27.135	47.747	310.3	10:01.255	5	1	1:58.244	34.600	30.435	53.209	271.4	12:46.109	
6	1	1:46.594	31.016	27.277	48.301	306.8	11:47.849	6	1	1:59.911	35.264	30.560	54.087	276.2	14:46.020	
7	1	1:47.125	31.436	27.027	48.662	310.3	13:34.974	7	1	2:07.833 B	36.770	30.583	1:00.480	272.7	16:53.853	
31 Racing Spirit of Lemans 1.Jacques WOLFF 2.Jean-Ludovic FOUBERT							Ligier JS P320 - Nissan LMP3									
1	1	3:01.410	1:30.716	32.451	58.243	273.4	3:01.410	8	1	3:14.610	1:49.403	31.461	53.746	266.7	20:08.463	
2	1	1:58.084	36.019	30.128	51.937	279.1	4:59.494	9	1	1:58.048	34.967	30.458	52.623	268.7	22:06.511	
3	1	1:55.733	34.546	29.695	51.492	279.1	6:55.227	10	1	1:58.687	34.694	30.504	53.489	271.4	24:05.198	
4	1	1:54.908	34.401	29.617	50.890	278.4	8:50.135	11	1	1:57.874	34.299	30.620	52.955	269.3	26:03.072	
5	1	1:55.693	33.909	29.556	52.228	281.2	10:45.828	12	1	2:02.102	34.592	30.502	57.008	271.4	28:05.174	
6	1	1:56.458	35.228	29.486	51.744	282.7	12:42.286	13	1	1:59.314	34.712	30.445	54.157	270.7	30:04.488	
7	1	1:56.293	35.609	29.622	51.062	280.5	14:38.579	51 AF Corse 1.Charles-Henri SAMANI 2.Emmanuel COLLARD							Ferrari 296 LMGT3 LMGT3	
8	1	1:54.023	33.890	29.406	50.727	281.2	16:32.602	1	1	3:37.149 B	1:55.890	35.797	1:05.462	246.0	3:37.149	
9	1	1:53.483	33.827	29.490	50.166	280.5	18:26.085	2	1	3:04.996	1:29.770	33.621	1:01.605	267.3	6:42.145	
10	1	3:11.069 B	33.643	29.348	2:08.078	282.7	21:37.154	3	1	2:02.316	35.164	30.590	56.562	270.7	8:44.461	
11	2	2:10.856	50.526	29.364	50.966	282.0	23:48.010	4	1	1:59.711	34.886	30.627	54.198	271.4	10:44.172	
12	2	1:54.389	34.041	29.314	51.034	282.0	25:42.399	5	1	2:01.321	36.143	30.739	54.439	272.7	12:45.493	
13	2	1:53.913	34.228	29.306	50.379	281.2	27:36.312	6	1	2:02.966	35.573	30.755	56.638	271.4	14:48.459	
14	2	1:53.709	33.782	29.182	50.745	282.7	29:30.021	7	1	2:10.676 B	37.852	31.225	1:01.599	270.7	16:59.135	
15	2	1:53.372	33.911	29.072	50.389	282.0	31:23.393	8	1	3:20.245	1:49.950	32.700	57.595	266.0	20:19.380	
35 Ultimate 1.Eric TROUILLET 2.Jean-Baptiste LAHAYE							Ligier JS P320 - Nissan LMP3									
1	1	2:33.665	1:01.633	34.119	57.913	261.5	2:33.665	9	1	2:02.430	36.625	30.935	54.870	270.0	22:21.810	
2	1	1:57.181	36.024	29.855	51.302	284.2	4:30.846	10	1	2:00.906	35.983	30.740	54.183	268.0	24:22.716	
3	1	1:54.388	34.448	29.210	50.730	285.7	6:25.234	11	1	1:58.671	35.164	30.636	52.871	268.7	26:21.387	
4	1	1:52.674	33.446	29.130	50.098	283.5	8:17.908	12	1	1:58.951	35.221	30.721	53.009	271.4	28:20.338	
5	1	1:52.262	33.442	29.134	49.686	285.0	10:10.170	13	1	1:58.729	34.735	30.722	53.272	272.0	30:19.067	
6	1	1:51.357	32.924	29.014	49.419	285.0	12:01.527	55 Spirit of Race 1.Duncan CAMERON 2.David PEREL							Ferrari 296 LMGT3 LMGT3	
7	1	1:51.062	32.758	29.070	49.234	285.0	13:52.589	1	1	3:43.290	2:14.093	32.814	56.383	264.7	3:43.290	
8	1	1:51.093	32.806	28.911	49.276	287.2	15:43.682	2	1	1:59.848	35.344	31.086	53.418	271.4	5:43.138	
9	1	2:00.142 B	33.801	28.942	57.399	288.0	17:43.824	3	1	1:58.455	34.740	30.496	53.219	271.4	7:41.593	
10	1	4:08.653	2:48.576	29.563	50.514	279.1	21:52.477	4	1	1:58.682	34.615	30.486	53.581	274.1	9:40.275	
11	1	1:53.217	33.564	29.440	50.213	281.2	23:45.694	5	1	1:58.661	34.643	30.574	53.444	272.0	11:38.936	
12	1	1:52.131	33.056	29.297	49.778	283.5	25:37.825	6	1	2:05.858 B	34.694	30.400	1:00.764	271.4	13:44.794	
13	1	1:52.341	33.047	29.389	49.905	282.0	27:30.166	7	1	3:16.350	1:42.562	32.888	1:00.900	263.4	17:01.144	
14	1	1:52.555	32.973	29.329	50.253	283.5	29:22.721	8	1	1:59.327	35.254	30.467	53.606	272.0	19:00.471	
15	1	1:52.329	33.085	29.211	50.033	282.7	31:15.050	9	1	1:57.123	34.338	30.306	52.479	272.0	20:57.594	
50 Formula Racing 1.Johnny LAURSEN 2.Conrad LAURSEN							Ferrari 296 LMGT3 LMGT3									
1	1	2:42.567	1:15.847	32.383	54.337	268.0	2:42.567	10	1	1:56.832	34.103	30.357	52.372	270.7	22:54.426	
2	1	1:58.769	35.068	30.607	52.094	272.7	4:41.336	11	1	1:56.579	33.991	30.214	52.374	272.0	24:51.005	
3	1	1:58.757	34.945	30.755	53.057	275.5	6:40.093	12	1	1:58.798	34.574	31.458	52.766	266.0	26:49.803	
4	1	1:58.692	34.636	30.807	53.249	274.1	8:38.785	13	1	1:56.258	33.969	30.314	51.975	272.7	28:46.061	
57 Kessel Racing 1.Takeshi KIMURA 2.Esteban MASSON							Ferrari 296 LMGT3 LMGT3									
1	1	2:42.567	1:15.847	32.383	54.337	268.0	2:42.567	14	1	1:56.376	34.022	30.357	51.997	272.7	30:42.437	
2	1	1:58.769	35.068	30.607	52.094	272.7	4:41.336									
3	1	1:58.757	34.945	30.755	53.057	275.5	6:40.093									
4	1	1:58.692	34.636	30.807	53.249	274.1	8:38.785									





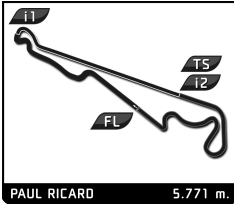
European Le Mans Series
4 Hours of Le Castellet
Bronze Driver Collective Test

Sector Analysis

Lap under Red Flag Invalidated Lap Personal Best Session Best Crossing the pit lane

Lap	D	Time	Sector 1	Sector 2	Sector 3	T. Spd	Elapsed	Lap	D	Time	Sector 1	Sector 2	Sector 3	T. Spd	Elapsed
5	1	1:59.678	35.452	30.649	53.577	274.8	10:38.463	7	1	1:56.470	34.067	30.536	51.867	272.7	17:17.017
6	1	2:21.949B	34.688	30.424	2:16.837	276.2	14:00.412	8	1	1:57.072	34.310	30.592	52.170	272.0	19:14.089
7	1	2:18.917	53.494	31.738	53.685	268.0	16:19.329	9	1	2:06.130B	34.249	30.434	1:01.447	272.0	21:20.219
8	1	1:58.857	34.513	31.286	53.058	271.4	18:18.186	10	1	3:07.070B	1:22.714	34.105	1:10.251	220.4	24:27.289
9	1	1:58.336	34.407	30.427	53.502	274.1	20:16.522	11	1	2:49.715B	1:13.988	32.435	1:03.292	268.7	27:17.004
10	1	1:57.120	34.429	30.520	52.171	272.0	22:13.642	66 JMW Motorsport Ferrari 296 LMGT3							
11	1	1:58.040	34.119	30.484	53.437	272.0	24:11.682	1. John HARTSHORNE							
12	1	1:58.726	34.247	30.927	52.552	272.7	26:10.408	2. Ben TUCK							
13	1	1:59.239	34.967	30.605	53.667	274.8	28:09.647	1	1	4:04.425	2:30.290	33.747	1:00.388	266.7	4:04.425
14	1	1:58.094	34.639	30.596	52.859	272.7	30:07.741	2	1	2:06.168	38.467	31.528	56.173	269.3	6:10.593
59 Racing Spirit of Lemans Aston Martin Vantage AMR LMGT3								3	1	2:04.276	36.831	31.002	56.443	271.4	8:14.869
1. Derek DEBOER								4	1	2:04.371	37.170	30.978	56.223	272.7	10:19.240
2. Casper STEVENSON								5	1	2:10.230B	36.332	30.894	1:03.004	270.7	12:29.470
1	1	3:06.448	1:31.735	35.260	59.453	264.1	3:06.448	6	1	3:24.596	1:50.386	33.915	1:00.295	263.4	15:54.066
2	1	2:05.677	38.264	31.920	55.493	270.7	5:12.125	7	1	2:05.822	37.905	31.812	56.105	272.7	17:59.888
3	1	1:59.592	35.163	30.723	53.706	270.7	7:11.717	8	1	2:01.833	35.804	30.874	55.155	270.0	20:01.721
4	1	1:59.021	34.964	30.591	53.466	272.7	9:10.738	9	1	2:02.113	35.940	30.800	55.373	270.7	22:03.834
5	1	1:58.409	34.698	30.559	53.152	272.0	11:09.147	10	1	2:02.692	36.152	30.925	55.615	270.0	24:06.526
6	1	1:58.323	34.516	30.456	53.351	271.4	13:07.470	11	1	2:02.725	36.397	30.808	55.520	274.1	26:09.251
7	1	1:57.772	34.257	30.535	52.980	272.7	15:05.242	12	1	2:02.668	35.750	30.850	56.068	276.9	28:11.919
8	1	1:58.166	34.365	30.680	53.121	274.1	17:03.408	13	1	2:03.692	36.184	30.641	56.867	275.5	30:15.611
9	1	3:04.689B	35.617	30.893	1:58.179	272.7	20:08.097	77 Proton Competition Oreca 07 - Gibson							
10	1	2:17.049	51.436	31.151	54.462	270.0	22:25.146	1. Giorgio RODA							
11	1	2:01.068	35.160	30.861	55.047	271.4	24:26.214	2. René BINDER							
12	1	1:59.987	34.910	30.908	54.169	270.7	26:26.201	1	1	2:02.221	44.132	29.097	48.992	299.2	2:02.221
13	1	2:00.337	34.762	31.564	54.011	269.3	28:26.538	2	1	1:45.782	31.701	27.139	46.942	308.6	3:48.003
14	1	1:59.219	34.748	30.719	53.752	272.7	30:25.757	3	1	1:47.569	30.999	27.297	49.273	305.9	5:35.572
60 Proton Competition Porsche 911 GT3 R LMGT3								4	1	1:43.472	30.636	26.946	45.890	305.1	7:19.044
1. Claudio SCHIAVONI								5	1	1:43.800	30.660	27.164	45.976	303.4	9:02.844
2. Matteo CRESSONI								6	1	1:43.128	30.103	26.896	46.129	306.8	10:45.972
1	1	3:08.059	1:29.155	35.359	1:03.545	250.0	3:08.059	7	1	1:47.678	32.167	27.631	47.880	305.9	12:33.650
2	1	2:06.084	37.957	31.089	57.038	277.6	5:14.143	8	1	1:52.159B	30.671	27.742	53.746	303.4	14:25.809
3	1	1:59.472	35.300	30.360	53.812	276.2	7:13.615	9	1	3:01.181	1:45.040	28.268	47.873	307.7	17:26.990
4	1	1:58.585	35.091	30.359	53.135	274.8	9:12.200	10	1	1:44.271	30.490	26.798	46.983	305.1	19:11.261
5	1	1:58.221	34.829	30.355	53.037	275.5	11:10.421	11	1	1:42.789	30.020	26.721	46.048	305.1	20:54.050
6	1	1:57.800	34.749	30.302	52.749	276.2	13:08.221	12	1	1:42.193	29.875	26.682	45.636	304.2	22:36.243
7	1	1:57.703	34.678	30.257	52.768	276.9	15:05.924	13	1	2:00.997	30.014	26.701	1:04.282	302.5	24:37.240
8	1	2:09.747B	35.185	31.328	1:03.234	275.5	17:15.671	14	1	1:53.323B	30.387	26.673	56.263	307.7	26:30.563
9	1	3:43.126	2:10.274	33.637	59.215	266.0	20:58.797	83 AF Corse Oreca 07 - Gibson							
10	1	2:03.415	37.526	31.242	54.647	272.7	23:02.212	1. François PERRODO							
11	1	1:58.043	34.915	30.408	52.720	274.1	25:00.255	2. Matthieu VAXIVIERE							
12	1	2:00.181	34.783	30.470	54.928	273.4	27:00.436	1	1	2:23.439	1:00.567	31.074	51.798	300.8	2:23.439
13	1	1:58.326	34.780	30.502	53.044	274.1	28:58.762	2	1	1:49.436	34.022	27.442	47.972	310.3	4:12.875
14	1	2:12.872	34.691	30.369	1:07.812	274.1	31:11.634	3	1	1:46.219	32.417	26.952	46.850	309.5	5:59.094
63 Iron Lynx Lamborghini Huracan LMGT3 Evo2								4	1	1:48.165	32.312	27.217	48.636	312.1	7:47.259
1. Hiroshi HAMAGUCHI								5	1	1:45.746	31.572	27.230	46.944	305.1	9:33.005
2. Axcil JEFFERIES								6	1	1:45.169	31.164	27.007	46.998	309.5	11:18.174
1	1	4:28.520B	2:44.824	33.897	1:09.799	246.6	4:28.520	7	1	1:54.163B	31.132	26.941	56.090	312.1	13:12.337
2	1	2:58.769	1:33.020	31.586	54.163	270.0	7:27.289	8	1	6:25.408	5:05.687	29.763	49.958	305.1	19:37.745
3	1	2:00.350	35.665	30.574	54.111	272.7	9:27.639	9	1	1:45.948	32.081	27.040	46.827	308.6	21:23.693
4	1	1:58.405	34.802	30.612	52.991	272.7	11:26.044	10	1	1:44.668	31.097	27.337	46.234	307.7	23:08.361
5	1	1:57.672	34.337	30.503	52.832	271.4	13:23.716	11	1	1:43.644	30.702	26.766	46.176	311.2	24:52.005
6	1	1:56.831	34.320	30.399	52.112	274.1	15:20.547	12	1	1:49.494	31.084	26.900	51.510	310.3	26:41.499





European Le Mans Series 4 Hours of Le Castellet Bronze Driver Collective Test

Sector Analysis

Lap under Red Flag											Invalidated Lap	Personal Best	Session Best	B Crossing the pit lane	
Lap	D	Time	Sector 1	Sector 2	Sector 3	T. Spd	Elapsed	Lap	D	Time	Sector 1	Sector 2	Sector 3	T. Spd	Elapsed
13	1	1:44.788	31.194	26.784	46.810	312.1	28:26.287	14	1	1:51.403	32.862	29.098	49.443	282.7	29:51.176
14	1	1:55.308 B	31.075	26.806	57.427	306.8	30:21.595	15	1	1:52.137	33.069	29.153	49.915	283.5	31:43.313
85	Iron Dames		3. Michelle GATTING		Porsche 911 GT3 R LMGTS3		LMGT3	97	Grid Motorsport by TF		3. Jonathan ADAM		Aston Martin Vantage AMR LMGTS3		LMGT3
	1. Sarah BOVY								1. Martin BERRY						
	2. Rahel FREY								2. Lorcan HANAFIN						
1	1	2:47.418	1:18.622	32.819	55.977	242.7	2:47.418	1	1	2:35.342	1:02.370	34.287	58.685	264.1	2:35.342
2	1	1:58.958	34.775	31.087	53.096	254.7	4:46.376	2	1	2:02.687	37.098	30.844	54.745	275.5	4:38.029
3	1	1:57.983	34.434	30.385	53.164	276.2	6:44.359	3	1	1:59.640	35.415	30.272	53.953	276.2	6:37.669
4	1	1:59.127	34.709	30.356	54.062	275.5	8:43.486	4	1	2:00.291	35.575	30.442	54.274	274.1	8:37.960
5	1	1:57.462	34.140	30.405	52.917	276.2	10:40.948	5	1	2:03.938	35.387	30.736	57.815	273.4	10:41.898
6	1	1:58.140	34.452	30.454	53.234	276.2	12:39.088	6	1	1:59.492	35.473	30.456	53.563	276.2	12:41.390
7	1	1:58.247	34.662	30.540	53.045	274.8	14:37.335	7	1	2:02.402	36.984	30.869	54.549	274.1	14:43.792
8	1	1:57.299	34.260	30.410	52.629	275.5	16:34.634	8	1	1:59.067	35.543	30.435	53.089	274.1	16:42.859
9	1	1:56.742	34.041	30.516	52.185	276.2	18:31.376	9	1	5:21.194 B	35.613	31.308	4:14.273	274.1	22:04.053
10	1	2:03.676 B	34.442	30.220	59.014	272.7	20:35.052	10	1	2:23.486	54.870	30.833	57.783	270.7	24:27.539
11	1	2:55.681	1:28.198	33.495	53.988	244.3	23:30.733	11	1	1:59.232	35.397	30.606	53.229	273.4	26:26.771
12	1	1:57.850	34.739	30.579	52.532	274.1	25:28.583	12	1	1:58.457	35.333	30.352	52.772	275.5	28:25.228
13	1	1:57.478	34.478	30.716	52.284	272.7	27:26.061	13	1	1:58.434	35.065	30.465	52.904	274.1	30:23.662
14	1	1:57.728	34.306	30.690	52.732	273.4	29:23.789								
15	1	1:59.531	34.495	30.486	54.550	274.8	31:23.320								
86	GR Racing		3. Davide RIGON		Ferrari 296 LMGTS3		LMGT3								
	1. Michael WAINWRIGHT														
	2. Riccardo PERA														
1	1	2:36.313	1:01.064	35.144	1:00.105	267.3	2:36.313								
2	1	2:02.567	36.548	31.407	54.612	272.7	4:38.880								
3	1	1:59.179	35.042	30.585	53.552	272.7	6:38.059								
4	1	2:00.297	35.621	30.756	53.920	272.0	8:38.356								
5	1	1:59.239	35.399	30.645	53.195	274.1	10:37.595								
6	1	1:59.134	34.807	30.811	53.516	271.4	12:36.729								
7	1	2:07.101 B	34.816	30.653	1:01.632	271.4	14:43.830								
8	1	3:36.158	2:09.636	32.191	54.331	268.7	18:19.988								
9	1	1:59.793	35.498	30.806	53.489	272.7	20:19.781								
10	1	1:58.142	35.155	30.583	52.404	271.4	22:17.923								
11	1	1:57.646	34.391	30.810	52.445	269.3	24:15.569								
12	1	1:57.595	34.578	30.723	52.294	271.4	26:13.164								
13	1	1:58.508	34.592	30.402	53.514	274.8	28:11.672								
14	1	1:57.563	34.621	30.573	52.369	272.7	30:09.235								
88	Inter Europol Competition		3. Pedro PERINO		Ligier JS P320 - Nissan		LMP3								
	1. Alexander BUKHANTSOV														
	2. Kai ASKEY														
1	1	4:27.936	2:58.621	33.429	55.886	255.3	4:27.936								
2	1	1:58.793	35.764	30.078	52.951	282.0	6:26.729								
3	1	1:54.099	33.780	29.332	50.987	281.2	8:20.828								
4	1	1:52.618	33.304	29.091	50.223	288.0	10:13.446								
5	1	1:51.341	32.779	29.136	49.426	283.5	12:04.787								
6	1	1:51.628	33.049	29.198	49.381	281.2	13:56.415								
7	1	1:52.174	32.852	28.987	50.335	283.5	15:48.589								
8	1	1:51.504	33.094	29.237	49.173	283.5	17:40.093								
9	1	1:51.454	32.930	28.943	49.581	285.0	19:31.547								
10	1	2:34.433 B	33.296	29.194	1:31.943	283.5	22:05.980								
11	1	2:08.954	49.583	29.360	50.011	281.2	24:14.934								
12	1	1:52.845	32.929	29.408	50.508	285.7	26:07.779								
13	1	1:51.994	33.249	29.119	49.626	284.2	27:59.773								

