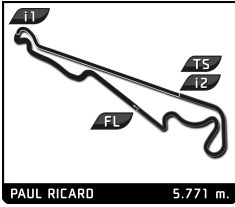




EUROPEAN LE MANS SERIES

4 HOURS OF LE CASTELLET

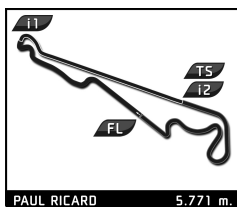


European Le Mans Series  
4 Hours of Le Castellet  
Free Practice 2

Sector Analysis

Lap	D	Time	Sector 1	Sector 2	Sector 3	T. Spd	Elapsed	Lap	D	Time	Sector 1	Sector 2	Sector 3	T. Spd	Elapsed
<b>3</b> <b>DKR Engineering</b> Oreca 07 - Gibson 1. Andres LATORRE CANON3.Laurents HÖRR LMP2 Pro/Am 2. Cem BOLUKBASI															
1	1	2:15.519	47.888	33.554	54.077	226.4	2:15.519	7	2	2:05.554 <b>B</b>	34.894	30.286	1:00.374	264.1	15:12.777
2	1	1:53.534	33.789	28.811	50.934	298.3	4:09.053	8	2	4:02.490	2:40.932	29.790	51.768	279.1	19:15.267
3	1	1:49.994	32.634	28.072	49.288	303.4	5:59.047	9	2	1:53.569	33.509	29.312	50.748	279.8	21:08.836
4	1	1:48.170	32.075	27.569	48.526	306.8	7:47.217	10	2	1:55.183	33.506	29.267	52.410	284.2	23:04.019
5	1	1:51.231	32.481	27.711	51.039	285.7	9:38.448	11	2	3:46.964	35.201	1:22.067	1:49.696	79.6	26:50.983
6	1	<del>1:49.313</del>	32.916	27.743	<del>48.654</del>	308.6	11:27.761	12	2	2:05.879	44.999	29.481	51.399	281.2	28:56.862
7	1	2:26.549 <b>B</b>	1:00.247	29.839	56.463	305.1	13:54.310	13	2	1:52.846	33.335	29.198	50.313	282.0	30:49.708
8	3	2:46.066	1:32.178	27.156	46.732	307.7	16:40.376	14	2	<b>1:52.248</b>	<b>33.242</b>	29.220	<b>49.786</b>	280.5	32:41.956
9	3	1:44.286	30.901	27.306	46.079	305.9	18:24.662	15	2	1:59.495 <b>B</b>	33.483	<b>29.106</b>	56.906	284.2	34:41.451
10	3	1:42.789	30.498	26.861	<b>45.430</b>	306.8	20:07.451	16	1	4:04.341	2:42.411	29.946	51.984	277.6	38:45.792
11	3	1:45.035	30.723	27.121	47.191	307.7	21:52.486	17	1	1:54.073	33.549	29.618	50.906	280.5	40:39.865
12	3	1:51.174 <b>B</b>	30.573	26.919	53.682	309.5	23:43.660	18	1	1:53.520	33.697	29.438	50.385	279.8	42:33.385
13	3	10:53.672	9:34.130	29.735	49.807	288.0	34:37.332	19	1	1:54.601	34.021	29.249	51.331	285.0	44:27.986
14	3	1:53.834	37.283	27.815	48.736	310.3	36:31.166	20	1	2:13.782 <b>B</b>	39.837	30.820	1:03.125	277.6	46:41.768
15	3	1:48.985	31.018	26.873	51.094	305.9	38:20.151	<b>5</b> <b>RLR M Sport</b> Ligier JS P320 - Nissan 1. James DAYSON 3. Bailey VOISIN LMP3 2. Daniel ALI							
16	3	<del>1:42.783</del>	30.320	26.746	<del>45.717</del>	308.6	40:02.934	1	2	3:48.306	2:19.443	32.886	55.977	271.4	3:48.306
17	3	1:42.823	<b>30.283</b>	26.628	45.912	311.2	41:45.757	2	2	1:57.645	35.230	29.900	52.515	276.2	5:45.951
18	3	1:50.195	33.010	30.599	46.586	291.1	43:35.952	3	2	1:54.635	34.155	29.489	50.991	279.8	7:40.586
19	3	1:42.803	30.464	26.601	45.738	313.0	45:18.755	4	2	1:54.691	34.375	29.457	50.859	282.7	9:35.277
20	3	1:48.196	30.897	<b>26.517</b>	50.782	314.9	47:06.951	5	2	1:53.954	34.108	29.571	50.275	282.0	11:29.231
21	3	<b>1:42.736</b>	30.427	26.609	45.700	311.2	48:49.687	6	2	1:54.459	34.632	29.342	50.485	279.1	13:23.690
22	3	1:52.020 <b>B</b>	31.055	26.606	54.359	310.3	50:41.707	7	2	1:52.877	33.123	29.287	50.467	282.0	15:16.567
23	1	4:08.448	2:50.655	27.843	49.950	306.8	54:50.155	8	2	1:52.038	33.339	29.201	49.498	282.0	17:08.605
24	1	3:57.862	51.084	1:21.349	1:45.429	80.7	58:48.017	9	2	1:52.647	32.877	29.155	50.615	283.5	19:01.252
25	1	<del>2:22.061</del>	1:05.233	<del>28.264</del>	48.567	301.7	1:01:10.078	10	2	<b>1:51.137</b>	<b>32.752</b>	<b>29.112</b>	<b>49.273</b>	282.0	20:52.389
26	1	1:49.373	31.813	27.379	50.181	306.8	1:02:59.451	11	2	<del>3:33.411 <b>B</b></del>	33.242	29.192	<del>2:30.977</del>	282.0	24:25.800
27	1	<del>1:48.222</del>	31.964	27.615	<del>48.653</del>	305.1	1:04:47.683	12	1	3:36.553	1:17.072	1:21.435	58.046	123.4	28:02.353
28	1	1:49.129	32.400	27.744	48.985	308.6	1:06:36.812	13	1	1:57.683	34.714	29.655	53.314	280.5	30:00.036
29	1	<del>1:51.262</del>	32.263	27.761	<del>51.238</del>	305.9	1:08:28.074	14	1	1:55.993	34.129	29.625	52.239	279.1	31:56.029
30	1	1:57.516 <b>B</b>	32.998	28.936	55.582	306.8	1:10:25.590	15	1	1:55.394	34.086	29.673	51.635	278.4	33:51.423
31	2	2:58.215	1:42.458	27.496	48.261	302.5	1:13:23.805	16	1	1:56.204	34.547	29.692	51.965	281.2	35:47.627
32	2	1:45.031	30.986	27.118	46.927	310.3	1:15:08.836	17	1	<del>1:59.199</del>	34.550	30.679	<del>52.970</del>	280.5	37:46.826
33	2	1:44.983	30.910	26.969	47.104	312.1	1:16:53.819	18	1	1:56.496	34.091	30.046	52.359	277.6	39:43.322
34	2	1:45.584	31.683	27.084	46.817	307.7	1:18:39.403	19	1	1:55.145	33.739	29.775	51.631	279.1	41:38.467
35	2	1:44.453	31.475	27.164	45.814	306.8	1:20:23.856	20	1	1:55.499	34.317	29.498	51.684	280.5	43:33.966
36	2	1:46.205	31.394	27.416	47.395	307.7	1:22:10.061	21	1	1:54.354	33.787	29.420	51.147	281.2	45:28.320
37	2	1:44.092	31.035	27.046	46.011	306.8	1:23:54.153	22	1	3:24.132 <b>B</b>	33.892	29.624	2:20.616	280.5	48:52.452
38	2	1:44.678	30.849	27.093	46.736	310.3	1:25:38.831	23	3	2:11.587	50.171	29.489	51.927	279.1	51:04.039
39	2	2:22.702	30.810	27.092	1:24.800	309.5	1:28:01.533	24	3	1:53.447	33.689	29.634	50.124	277.6	52:57.486
40	2	1:44.098	30.964	27.075	46.059	305.9	1:29:45.631	25	3	1:54.787	34.152	29.384	51.251	282.7	54:52.273
41	2	1:43.630	30.759	27.027	45.844	305.9	1:31:29.261	26	3	5:38.126 <b>B</b>	56.341	1:22.415	3:19.370	79.4	1:00:30.399
<b>4</b> <b>DKR Engineering</b> Duqueine M30 - D08 - Nissan 1. Alexander MATTSCHULL 3. Wyatt BRICHACEK LMP3 2. Belén GARCIA								27							
1	2	3:12.907	1:38.353	33.169	1:01.385	260.9	3:12.907	28	3	1:52.972	33.329	29.532	50.111	276.2	1:04:33.270
2	2	2:06.724	37.494	32.924	56.306	248.8	5:19.631	29	3	<del>3:24.241 <b>B</b></del>	33.033	29.567	<del>2:21.644</del>	277.6	1:07:57.511
3	2	2:01.792	35.615	32.211	53.966	244.3	7:21.423	30	1	2:14.954	52.734	30.024	52.196	276.2	1:10:12.465
4	2	1:57.583	34.896	29.561	53.126	282.0	9:19.006	31	1	1:55.545	34.340	29.946	51.259	278.4	1:12:08.010
5	2	1:54.784	33.574	29.409	51.801	282.0	11:13.790	32	1	1:54.838	34.169	29.698	50.971	279.8	1:14:02.848
6	2	1:53.433	33.314	29.375	50.744	284.2	13:07.223	33	1	1:54.774	34.086	29.620	51.068	279.1	1:15:57.622
								34							
								35							
								36							





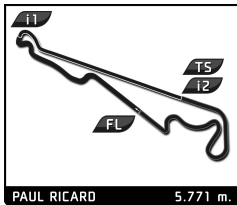
### European Le Mans Series 4 Hours of Le Castellet Free Practice 2

PAUL RICARD 5.771 m. Sector Analysis

Lap under Red Flag Invalidated Lap Personal Best Session Best Crossing the pit lane

Lap	D	Time	Sector 1	Sector 2	Sector 3	T. Spd	Elapsed	Lap	D	Time	Sector 1	Sector 2	Sector 3	T. Spd	Elapsed														
37	1	1:55.235	33.982	29.787	51.466	276.9	1:23:43.519	11	2	7:51.772	6:36.144	27.950	47.678	302.5	29:03.350														
38	1	1:55.233	34.026	29.741	51.466	276.2	1:25:38.752	12	2	1:44.712	30.840	27.078	46.794	304.2	30:48.062														
39	1	2:18.097	33.951	51.658	52.488	274.8	1:27:56.849	13	2	1:44.901	30.803	27.028	47.070	305.9	32:32.963														
40	1	1:55.430	34.094	29.819	51.517	278.4	1:29:52.279	14	2	1:43.766	30.703	27.026	46.037	305.9	34:16.729														
41	1	1:56.119	34.685	29.935	51.499	276.9	1:31:48.398	15	2	1:43.592	30.349	26.996	46.247	305.9	36:00.321														
							<b>8</b>								16	2	1:43.041	30.396	27.039	45.606	305.9	37:43.362							
							<b>Team Virage</b>								17	2	<del>1:53.262</del> <b>B</b>	<del>32.706</del>	27.132	53.424	305.1	39:36.624							
							1. Julien GERBI								18	2	<del>7:31.596</del>	6:16.420	<del>27.536</del>	47.640	300.8	47:08.220							
							2. Bernardo PINHEIRO								19	2	1:44.859	31.608	27.160	46.091	304.2	48:53.079							
							3. Gillian HENRION								20	2	1:43.342	30.671	26.935	45.736	309.5	50:36.421							
							Ligier JS P320 - Nissan								21	2	1:44.539	30.439	26.931	47.169	305.9	52:20.960							
							LMP3								22	2	1:50.792 <b>B</b>	30.619	27.001	53.172	307.7	54:11.752							
1	3	3:25.944	2:00.865	33.079	52.000	241.1	3:25.944	23	2	<del>7:50.230</del>	6:36.776	<del>27.415</del>	46.039	302.5	1:02:01.982														
2	3	1:52.875	33.664	29.425	49.786	276.2	5:18.819	24	2	1:43.949	31.091	26.973	45.885	305.1	1:03:45.931														
3	3	1:51.063	32.850	29.092	49.121	278.4	7:09.882	25	2	<del>1:46.027</del>	31.834	27.227	<del>46.966</del>	301.7	1:05:31.958														
4	3	1:51.235	32.994	28.959	49.282	282.0	9:01.117	26	2	1:54.964 <b>B</b>	33.072	27.354	54.538	307.7	1:07:26.922														
5	3	10:15.792 <b>B</b>	32.860	28.867	9:14.065	283.5	19:16.909	27	1	10:25.639	9:08.885	27.510	49.244	304.2	1:17:52.561														
6	3	2:08.988	49.973	29.186	49.829	279.8	21:25.897	28	1	1:46.084	31.345	27.521	47.218	303.4	1:19:38.645														
7	3	1:51.299	33.198	29.067	49.034	283.5	23:17.196	29	1	1:46.406	31.785	27.545	47.076	302.5	1:21:25.051														
8	3	7:03.275 <b>B</b>	49.400	1:21.907	4:51.968	79.9	30:20.471	30	1	1:45.762	31.116	27.512	47.134	305.1	1:23:10.813														
9	2	2:16.330	54.366	30.232	51.732	278.4	32:36.801	31	1	1:47.915	32.062	27.449	48.404	305.9	1:24:58.728														
10	2	1:53.462	33.502	29.382	50.578	281.2	34:30.263	32	1	1:46.638	31.069	27.372	48.197	307.7	1:26:45.366														
11	2	2:18.028	54.190	31.560	52.278	279.1	36:48.291	33	1	1:47.551	32.476	28.180	46.895	301.7	1:28:32.917														
12	2	1:53.278	33.226	29.414	50.638	282.0	38:41.569	34	1	1:46.527	30.932	27.363	48.232	301.7	1:30:19.444														
13	2	1:53.149	33.144	29.311	50.694	283.5	40:34.718								<b>10</b>				<b>Vector Sport</b>										
14	2	1:55.261	33.929	29.255	52.077	285.7	42:29.979								1. Ryan CULLEN				3. Felipe DRUGOVICH										
15	2	1:52.531	33.230	29.272	50.029	283.5	44:22.510								2. Stéphane RICHELMI				Oreca 07 - Gibson										
16	2	1:54.096	33.528	29.930	50.638	283.5	46:16.606								LMP2														
17	2	5:25.492 <b>B</b>	33.311	29.291	4:22.890	284.2	51:42.098								1	3	2:12.875	50.610	31.066	51.199	243.8	2:12.875							
18	1	2:12.707	51.037	29.664	52.006	281.2	53:54.805								2	3	1:47.189	32.661	27.628	46.900	302.5	4:00.064							
19	1	2:36.621	33.649	29.305	1:33.667	282.0	56:31.426								3	3	1:41.905	30.073	26.580	45.252	306.8	5:41.969							
20	1	3:46.154	1:10.095	1:21.788	1:14.271	80.1	1:00:17.580								4	3	1:49.543	30.640	26.899	52.004	308.6	7:31.512							
21	1	1:54.996	34.288	29.352	51.356	283.5	1:02:12.576								5	3	1:53.087 <b>B</b>	30.456	27.838	54.793	305.9	9:24.599							
22	1	1:54.568	33.467	29.507	51.594	279.1	1:04:07.144								6	2	10:07.447	8:48.458	27.813	51.176	299.2	19:32.046							
23	1	1:55.116	34.416	29.349	51.351	281.2	1:06:02.260								7	2	1:44.407	31.255	26.867	46.285	305.9	21:16.453							
24	1	1:53.102	33.339	29.375	50.388	280.5	1:07:55.362								8	2	1:46.404	30.919	26.821	48.664	308.6	23:02.857							
25	1	1:52.752	33.279	29.277	50.196	282.7	1:09:48.114								9	2	3:44.902	32.005	1:21.556	1:51.341	80.6	26:47.759							
26	1	8:53.711 <b>B</b>	33.295	29.251	7:51.165	286.5	1:18:41.825								10	2	1:57.882	44.097	27.129	46.656	304.2	28:45.641							
27	1	2:17.069	54.740	29.787	52.542	280.5	1:20:58.894								11	2	1:44.326	31.004	26.873	46.449	306.8	30:29.967							
28	1	1:56.133	34.741	29.667	51.725	279.8	1:22:55.027								12	2	1:43.594	30.955	26.785	45.854	307.7	32:13.561							
29	1	1:54.347	33.801	29.644	50.902	279.1	1:24:49.374								13	2	1:44.103	30.765	26.768	46.570	308.6	33:57.664							
30	1	1:54.718	34.021	29.619	51.078	277.6	1:26:44.092								14	2	1:44.090	31.042	26.775	46.273	309.5	35:41.754							
31	1	1:55.367	34.598	29.578	51.191	279.8	1:28:39.459								15	2	1:50.638 <b>B</b>	31.012	26.817	52.809	309.5	37:32.392							
32	1	1:54.332	34.109	29.660	50.563	274.8	1:30:33.791								16	2	5:13.664	3:59.562	27.247	46.855	301.7	42:46.056							
							<b>9</b>								17	2	1:44.844	31.447	27.078	46.319	308.6	44:30.900							
							<b>Iron Lynx - Proton</b>								18	2	1:46.194	31.176	26.881	48.137	306.8	46:17.094							
							1. Jonas RIED								19	2	1:44.753	31.346	27.019	46.388	304.2	48:01.847							
							2. Maceo CAPIETTO								20	2	1:45.110	30.735	26.810	47.565	307.7	49:46.957							
							3. Matteo CAIROLI								21	2	1:43.827	30.992	26.846	45.989	305.9	51:30.784							
							Oreca 07 - Gibson								22	2	1:45.430	31.848	27.115	46.467	306.8	53:16.214							
							LMP2								23	2	1:50.623 <b>B</b>	30.622	26.860	53.141	307.7	55:06.837							
1	3	1:58.096	41.643	28.713	47.740	288.0	1:58.096								24	1	6:16.111	5:01.151	27.483	47.477	303.4	1:01:22.948							
2	3	1:44.007	31.212	27.066	45.729	304.2	3:42.103								25	1	1:45.023	30.997	27.218	46.808	305.1	1:03:07.971							
3	3	1:47.062	32.230	26.876	47.956	305.1	5:29.165								26	1	<del>1:45.374</del>	31.347	<del>27.198</del>	46.829	306.8	1:04:53.345							
4	3	1:43.097	30.883	26.915	45.299	306.8	7:12.262																						
5	3	1:51.283 <b>B</b>	31.269	26.994	53.020	308.6	9:03.545																						
6	3	5:09.329	3:53.159	29.230	46.940	294.3	14:12.874																						
7	3	1:46.023	31.215	26.858	47.950	305.1	15:58.897																						
8	3	1:41.707	30.223	26.965	44.519	308.6	17:40.604																						
9	3	1:41.362	30.238	26.664	44.460	305.9	19:21.966																						
10	3	1:49.612 <b>B</b>	30.269	27.580	51.763	305.1	21:11.578																						





### European Le Mans Series 4 Hours of Le Castellet Free Practice 2

### Sector Analysis

Lap	D	Time	Sector 1	Sector 2	Sector 3	T. Spd	Elapsed	Lap	D	Time	Sector 1	Sector 2	Sector 3	T. Spd	Elapsed
27	1	1:45.821	31.691	27.208	46.922	301.7	1:06:39.166	3	3	1:52.009	33.092	29.153	49.764	285.0	7:49.134
28	1	1:45.885	31.239	27.086	47.560	306.8	1:08:25.051	4	3	2:07.422	33.560	29.117	1:04.745	284.2	9:56.556
29	1	1:47.207	32.798	27.232	47.177	304.2	1:10:12.258	5	3	1:51.470	32.992	29.030	49.448	283.5	11:48.026
30	1	1:44.962	31.054	27.199	46.709	304.2	1:11:57.220	6	3	1:52.361	33.644	29.080	49.637	283.5	13:40.387
31	1	1:52.015 B	31.008	27.120	53.887	305.1	1:13:49.235	7	3	<del>1:55.071</del>	<del>33.445</del>	29.095	52.531	283.5	15:35.458
32	1	7:41.068 B	6:17.968	27.402	55.698	305.1	1:21:30.303	8	3	1:51.126	32.830	28.978	49.318	283.5	17:26.584
33	1	2:30.900	1:15.204	27.917	47.779	301.7	1:24:01.203	9	3	1:59.557 B	33.468	29.120	56.969	283.5	19:26.141
34	1	1:45.228	31.435	27.103	46.690	301.7	1:25:46.431	10	2	13:07.550	...	29.910	51.305	274.8	32:33.691
35	1	1:46.139	31.737	26.964	47.438	307.7	1:27:32.570	11	2	1:54.208	33.832	29.658	50.718	277.6	34:27.899
36	1	1:47.733	31.417	27.029	49.287	309.5	1:29:20.303	12	2	2:04.316	42.101	30.555	51.660	278.4	36:32.215
37	1	<del>1:44.795</del>	<del>31.227</del>	27.175	46.393	303.4	1:31:05.098	13	2	1:54.093	33.552	29.608	50.933	279.1	38:26.308

**11 Eurointernational**  
1. Matthew Richard BELL  
2. Adam ALI

Ligier JS P320 - Nissan  
LMP3

1	2	3:35.368	2:10.291	31.419	53.658	275.5	3:35.368
2	2	1:54.992	34.384	29.684	50.924	280.5	5:30.360
3	2	1:53.296	33.431	29.379	50.486	283.5	7:23.656
4	2	1:53.542	33.921	29.378	50.243	283.5	9:17.198
5	2	1:51.330	33.013	29.115	49.202	284.2	11:08.528
6	2	1:51.495	33.016	29.201	49.278	282.7	13:00.023
7	2	1:52.083	33.264	29.281	49.538	284.2	14:52.106
8	2	<del>2:00.355 B</del>	<del>34.743</del>	29.381	56.231	286.5	16:52.461
9	2	2:50.429	1:30.807	29.657	49.965	280.5	19:42.890
10	2	1:52.533	33.206	29.645	49.682	282.7	21:35.423
11	2	1:53.029	33.542	29.483	50.004	282.0	23:28.452
12	2	3:57.088	1:07.078	1:22.610	1:27.400	77.0	27:25.540
13	2	1:54.191	34.466	29.801	49.924	277.6	29:19.731
14	2	1:53.575	34.318	29.494	49.763	280.5	31:13.306
15	2	1:52.668	33.562	29.393	49.713	283.5	33:05.974
16	2	1:52.356	33.285	29.394	49.677	282.0	34:58.330
17	2	2:00.545 B	33.677	29.518	57.350	285.0	36:58.875
18	1	3:35.071	2:14.029	29.627	51.415	282.0	40:33.946
19	1	1:54.181	34.331	29.428	50.422	286.5	42:28.127
20	1	1:53.540	33.655	29.475	50.410	282.7	44:21.667
21	1	1:53.763	33.499	29.455	50.809	283.5	46:15.430
22	1	1:53.762	33.630	29.491	50.641	284.2	48:09.192
23	1	1:53.486	33.416	29.445	50.625	281.2	50:02.678
24	1	1:53.557	33.661	29.247	50.649	284.2	51:56.235
25	1	1:53.773	33.702	29.469	50.602	282.7	53:50.008
26	1	2:35.483 B	34.961	29.714	1:30.808	280.5	56:25.491
27	2	20:24.082	...	30.622	55.736	271.4	1:16:49.573
28	2	2:06.356	36.511	31.780	58.065	262.8	1:18:55.929
29	2	2:04.255	39.325	30.182	54.748	273.4	1:21:00.184
30	2	1:59.223	35.701	30.755	52.767	263.4	1:22:59.407
31	2	2:11.941 B	36.457	31.947	1:03.537	228.8	1:25:11.348
32	2	2:16.159	52.652	29.967	53.540	278.4	1:27:27.507
33	2	1:55.534	34.015	29.818	51.701	279.8	1:29:23.041
34	2	2:03.796 B	34.345	30.263	59.188	277.6	1:31:26.837

**12 WTM by Rinaldi Racing**  
1. Torsten KRATZ  
2. Leonard WEISS

3. Oscar TUNJO

Duqueine M30 - D08 - Nissan  
LMP3

1	3	4:02.546	2:38.500	31.347	52.699	273.4	4:02.546
2	3	1:54.579	34.316	29.515	50.748	279.1	5:57.125

Lap under Red Flag   Invalidated Lap   Personal Best   Session Best   Crossing the pit lane

3	3	1:52.009	33.092	29.153	49.764	285.0	7:49.134
4	3	2:07.422	33.560	29.117	1:04.745	284.2	9:56.556
5	3	1:51.470	32.992	29.030	49.448	283.5	11:48.026
6	3	1:52.361	33.644	29.080	49.637	283.5	13:40.387
7	3	<del>1:55.071</del>	<del>33.445</del>	29.095	52.531	283.5	15:35.458
8	3	1:51.126	32.830	28.978	49.318	283.5	17:26.584
9	3	1:59.557 B	33.468	29.120	56.969	283.5	19:26.141
10	2	13:07.550	...	29.910	51.305	274.8	32:33.691
11	2	1:54.208	33.832	29.658	50.718	277.6	34:27.899
12	2	2:04.316	42.101	30.555	51.660	278.4	36:32.215
13	2	1:54.093	33.552	29.608	50.933	279.1	38:26.308
14	2	1:53.513	33.503	29.565	50.445	279.8	40:19.821
15	2	1:54.043	33.624	29.915	50.504	278.4	42:13.864
16	2	1:53.718	33.677	29.551	50.490	279.1	44:07.582
17	2	1:53.781	33.815	29.409	50.557	279.8	46:01.363
18	2	1:54.005	33.948	29.474	50.583	280.5	47:55.368
19	2	2:00.701 B	33.660	29.524	57.517	279.1	49:56.069
20	1	3:32.139	2:11.677	29.684	50.778	279.1	53:28.208
21	1	2:12.614	34.062	29.579	1:08.973	281.2	55:40.822
22	1	4:08.488	1:10.631	1:22.967	1:34.890	79.2	59:49.310
23	1	1:56.075	34.946	29.685	51.444	282.0	1:01:45.385
24	1	1:59.318	38.127	29.662	51.529	281.2	1:03:44.703
25	1	1:54.757	33.806	29.655	51.296	282.7	1:05:39.460
26	1	1:54.405	33.865	29.605	50.935	282.0	1:07:33.865
27	1	1:54.078	33.550	29.513	51.015	281.2	1:09:27.943
28	1	2:01.063 B	33.794	29.604	57.665	281.2	1:11:29.006
29	3	3:31.432	2:11.246	29.713	50.473	278.4	1:15:00.438
30	3	<del>1:52.868</del>	<del>33.405</del>	29.605	49.858	279.1	1:16:53.306
31	3	<del>1:53.197</del>	<del>33.774</del>	29.544	49.879	279.1	1:18:46.503
32	3	2:00.267 B	33.394	29.530	57.343	282.0	1:20:46.770
33	3	2:47.230	1:27.504	29.702	50.024	279.1	1:23:34.000
34	3	1:53.571	33.664	29.634	50.273	278.4	1:25:27.571
35	3	1:53.502	33.513	29.606	50.383	278.4	1:27:21.073
36	3	2:09.597 B	34.865	31.225	1:03.507	262.8	1:29:30.670

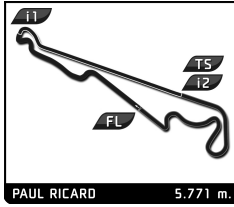
**14 AO by TF**  
1. Jonny EDGAR  
2. Louis DELÉTRAZ

3. Robert KUBICA

Oreca 07 - Gibson  
LMP2

1	2	3:23.381 B	1:09.715	29.977	1:43.689	284.2	3:23.381
2	2	2:14.339	54.507	29.768	50.064	293.5	5:37.720
3	2	1:47.932	32.333	28.708	46.891	296.7	7:25.652
4	2	1:48.426	31.624	26.992	49.810	304.2	9:14.078
5	2	1:41.665	30.295	26.661	44.709	304.2	10:55.743
6	2	1:45.244	30.180	26.661	48.403	307.7	12:40.987
7	2	1:41.481	29.971	26.710	44.800	307.7	14:22.468
8	2	3:51.397 B	29.889	26.676	2:54.832	305.1	18:13.865
9	3	2:04.769	48.814	27.731	48.224	301.7	20:18.634
10	3	1:44.192	30.845	27.039	46.308	305.1	22:02.826
11	3	1:53.752	30.786	27.132	55.834	304.2	23:56.578
12	3	3:47.014	1:09.733	1:21.382	1:15.899	80.5	27:43.592
13	3	1:44.442	30.962	27.006	46.474	303.4	29:28.034
14	3	1:45.120	31.160	27.350	46.610	302.5	31:13.154
15	3	1:44.130	31.392	27.119	45.619	302.5	32:57.284
16	3	1:43.468	30.728	26.835	45.905	309.5	34:40.752



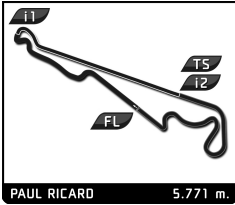


**European Le Mans Series**  
**4 Hours of Le Castellet**  
**Free Practice 2**  
**Sector Analysis**

										Lap under Red Flag	Invalidated Lap	Personal Best	Session Best	Crossing the pit lane										
Lap	D	Time	Sector 1	Sector 2	Sector 3	T. Spd	Elapsed	Lap	D	Time	Sector 1	Sector 2	Sector 3	T. Spd	Elapsed									
17	3	1:49.713	33.386	27.251	49.076	305.1	36:30.465	25	3	2:23.227	55.798	34.143	53.286	230.8	1:03:04.373									
18	3	1:43.362	30.428	27.019	45.915	303.4	38:13.827	26	3	1:51.684	33.249	29.275	49.160	279.1	1:04:56.057									
19	3	1:43.240	30.482	27.094	45.664	305.1	39:57.067	27	3	1:50.847	32.860	29.178	48.809	281.2	1:06:46.904									
20	3	1:47.782	30.893	27.216	49.673	305.9	41:44.849	28	3	<b>1:50.189</b>	<b>32.439</b>	29.066	<b>48.684</b>	280.5	1:08:37.093									
21	3	1:43.195	30.600	26.929	45.666	306.8	43:28.044	<b>17 COOL Racing</b> Ligier JS P320 - Nissan																
22	3	1:44.880	31.172	27.016	46.692	305.9	45:12.924	1. Miguel CRISTÓVÃO LMP3																
23	3	1:52.052	31.309	27.044	53.699	307.7	47:04.976	2. Cédric OLTRAMARE																
24	3	1:43.907	30.757	27.133	46.017	304.2	48:48.883	1	2	7:06.939	5:42.608	31.797	52.534	268.0	7:06.939									
25	3	2:59.551 B	30.532	27.005	2:02.014	303.4	51:48.434	2	2	1:54.097	34.064	29.623	50.410	274.8	9:01.036									
26	1	2:02.447	48.115	27.063	47.269	304.2	53:50.881	3	2	1:54.343	34.242	29.616	50.485	275.5	10:55.379									
27	1	2:15.261	30.977	27.129	1:17.155	304.2	56:06.142	4	2	1:53.281	33.604	29.568	50.109	276.2	12:48.660									
28	1	3:54.625	1:10.292	1:22.753	1:21.580	79.9	1:00:00.767	5	2	1:54.027	33.546	<b>29.372</b>	51.109	279.8	14:42.687									
29	1	1:44.661	31.243	26.972	46.446	304.2	1:01:45.428	6	2	1:53.626	33.425	29.526	50.675	276.2	16:36.313									
30	1	1:44.357	31.097	26.952	46.308	305.1	1:03:29.785	7	2	1:52.766	33.286	29.567	49.913	276.2	18:29.079									
31	1	1:44.579	31.472	27.296	45.811	304.2	1:05:14.364	8	2	1:52.979	33.865	29.625	49.489	278.4	20:22.058									
32	1	2:47.764 B	30.892	26.983	1:49.889	305.1	1:08:02.128	9	2	1:52.234	33.163	29.603	<b>49.468</b>	274.8	22:14.292									
33	1	2:01.310	47.607	27.227	46.476	303.4	1:10:03.438	10	2	2:25.182 B	33.137	29.464	1:22.581	278.4	24:39.474									
34	1	1:44.597	30.999	27.273	46.325	303.4	1:11:48.035	11	1	4:55.188	3:28.016	32.501	54.671	271.4	29:34.662									
35	1	1:44.904	31.300	27.086	46.518	305.1	1:13:32.939	12	1	1:55.881	34.108	29.860	51.913	274.1	31:30.543									
36	1	1:44.506	30.992	27.226	46.288	303.4	1:15:17.445	13	1	1:56.633	34.127	30.400	52.106	275.5	33:27.176									
37	1	1:44.450	31.082	27.222	46.146	304.2	1:17:01.895	14	1	1:55.554	34.193	29.937	51.424	274.8	35:22.730									
38	1	1:48.889	32.163	27.304	49.422	305.1	1:18:50.784	15	1	1:55.199	34.160	29.709	51.330	282.0	37:17.929									
39	1	1:44.475	30.970	27.139	46.366	305.1	1:20:35.259	16	1	1:55.099	34.068	29.707	51.324	274.8	39:13.028									
40	1	1:44.453	31.228	27.201	46.024	303.4	1:22:19.712	17	1	1:54.736	33.579	29.870	51.287	276.9	41:07.764									
41	1	1:45.959	31.798	27.154	47.007	305.9	1:24:05.671	18	1	2:00.358	37.424	30.062	52.872	275.5	43:08.122									
42	1	1:44.570	31.075	27.118	46.377	301.7	1:25:50.241	19	1	1:55.899	35.185	29.847	50.867	274.1	45:04.021									
<b>15 RLR M Sport</b> Ligier JS P320 - Nissan																								
1. Michael JENSEN 3. Gael JULIEN LMP3																								
2. Nick ADCOCK																								
1	2	3:39.345	2:09.566	32.690	57.089	267.3	3:39.345	20	1	1:54.199	33.897	29.656	50.646	275.5	46:58.220									
2	2	2:02.046	37.574	30.527	53.945	271.4	5:41.391	21	1	1:55.154	33.925	29.712	51.517	275.5	48:53.374									
3	2	1:57.714	35.307	29.919	52.488	274.8	7:39.105	22	1	1:54.123	33.853	29.659	50.611	275.5	50:47.497									
4	2	2:00.688	36.444	29.754	54.490	279.1	9:39.793	23	1	2:00.954 B	33.848	29.605	57.501	276.2	52:48.451									
5	2	1:56.112	34.420	29.659	52.033	275.5	11:35.905	24	3	5:44.537	2:37.324	1:22.120	1:45.093	79.8	58:32.988									
6	2	1:56.882	34.614	29.637	52.631	277.6	13:32.787	25	3	2:32.189	1:10.032	30.961	51.196	271.4	1:01:05.177									
7	2	1:55.119	34.149	29.663	51.307	279.1	15:27.906	26	3	1:54.969	33.834	29.638	51.497	274.1	1:03:00.146									
8	2	1:54.185	33.785	29.433	50.967	279.1	17:22.091	27	3	<b>1:52.114</b>	<b>32.841</b>	29.790	49.483	274.1	1:04:52.260									
9	2	1:54.169	33.604	29.517	51.048	277.6	19:16.260	28	3	1:53.767	33.240	29.599	50.928	268.7	1:06:46.027									
10	2	3:24.234 B	33.777	29.554	2:20.903	276.9	22:40.494	29	3	2:02.643 B	35.564	29.960	57.119	274.8	1:08:48.670									
11	1	4:06.439	51.207	1:21.584	1:53.648	80.1	26:46.933	<b>19 Team Virage</b> Oreca 07 - Gibson																
12	1	2:10.577	47.185	29.910	53.482	276.2	28:57.510	1. Anthony WELLS LMP2 Pro/Am																
13	1	1:56.224	34.787	29.800	51.637	279.1	30:53.734	3. Nelson PIQUET Jr																
14	1	1:55.044	34.289	29.644	51.111	282.7	32:48.778	2. Matthew BELL																
15	1	1:54.561	33.915	29.438	51.208	280.5	34:43.339	1	1	3:03.241	1:36.278	31.727	55.236	286.5	3:03.241									
16	1	1:55.288	34.881	29.434	50.973	282.0	36:38.627	2	1	1:54.556	34.894	28.058	51.604	291.1	4:57.797									
17	1	1:54.523	33.775	29.598	51.150	279.1	38:33.150	3	1	1:53.347	32.561	28.134	52.652	280.5	6:51.144									
18	1	1:54.075	33.901	29.488	50.686	279.1	40:27.225	4	1	1:47.221	31.693	27.220	48.308	305.1	8:38.365									
19	1	1:53.743	33.689	29.467	50.587	279.8	42:20.968	5	1	1:51.490	35.514	28.095	47.881	305.1	10:29.855									
20	1	3:24.986 B	35.188	30.006	2:19.792	278.4	45:45.954	6	1	1:47.018	31.771	27.067	48.180	302.5	12:16.873									
21	3	2:15.811	50.032	29.214	56.565	284.2	48:01.765	7	1	3:56.656 B	32.722	27.103	2:56.831	306.8	16:13.529									
22	3	1:52.406	33.146	29.166	50.094	283.5	49:54.171	8	3	<del>2:01.809</del>	47.835	27.182	46.792	305.1	18:15.338									
23	3	1:54.932	34.925	30.170	49.837	279.1	51:49.103	9	3	<del>1:44.363</del>	30.852	26.904	46.607	305.1	19:59.701									
24	3	8:52.043 B	32.838	<b>29.032</b>	7:50.173	283.5	1:00:41.146	10	3	<del>1:43.772</del>	30.937	26.877	45.958	307.7	21:43.473									
11 3 <del>10:15.573 B</del> 30.576 26.845 9:18.152 308.6 31:59.046																								
12 3 <del>2:01.675</del> 47.772 27.031 46.872 306.8 34:00.721																								
13 3 <del>1:45.090</del> 31.080 27.128 46.882 307.7 35:45.811																								
14 3 <del>1:43.325</del> 30.617 26.866 45.842 305.1 37:29.136																								





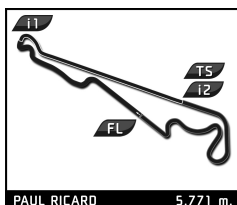


### European Le Mans Series 4 Hours of Le Castellet Free Practice 2

### Sector Analysis

Lap under Red Flag								Invalidated Lap		Personal Best		Session Best		Crossing the pit lane	
Lap	D	Time	Sector 1	Sector 2	Sector 3	T. Spd	Elapsed	Lap	D	Time	Sector 1	Sector 2	Sector 3	T. Spd	Elapsed
39	3	1:44.747	31.004	27.183	46.560	305.1	1:21:27.381	4	3	1:44.534	30.459	26.829	47.246	302.5	7:48.983
40	3	1:44.632	30.924	27.248	46.460	304.2	1:23:12.013	5	3	1:46.326	31.096	27.290	47.940	303.4	9:35.309
41	3	1:47.173	31.305	27.148	48.720	303.4	1:24:59.186	6	3	<b>1:42.386</b>	<b>30.309</b>	<b>26.844</b>	<b>45.233</b>	303.4	11:17.695
42	3	1:55.209 <b>B</b>	31.822	27.179	56.208	306.8	1:26:54.395	7	3	1:49.357	34.001	28.039	47.317	304.2	13:07.052
<b>22</b> United Autosports 1.Filip UGRAN 2.Marino SATO Oreca 07 - Gibson 3.Benjamin HANLEY LMP2								8 3 1:48.669 30.328 28.541 49.800 300.8 14:55.721							
1	3	2:26.546	1:03.579	30.291	52.676	277.6	2:26.546	9	3	1:53.941 <b>B</b>	31.530	27.945	54.466	302.5	16:49.662
2	3	1:50.070	33.438	27.314	49.318	301.7	4:16.616	10	2	5:07.798	3:52.785	27.129	47.884	309.5	21:57.460
3	3	1:50.494	33.768	27.341	49.385	305.1	6:07.110	11	2	1:53.721	31.782	27.027	54.912	306.8	23:51.181
4	3	1:47.934	30.036	<b>26.619</b>	51.279	309.5	7:55.044	12	2	3:47.500	1:11.094	1:22.999	1:13.407	78.9	27:38.681
5	3	1:43.333	<b>30.033</b>	26.624	46.676	306.8	9:38.377	13	2	<del>1:46.541</del>	31.259	<del>28.098</del>	47.184	304.2	29:25.222
6	3	1:44.013	30.781	28.309	<b>44.923</b>	303.4	11:22.390	14	2	1:43.635	30.756	26.857	46.022	306.8	31:08.857
7	3	1:51.696 <b>B</b>	32.053	27.158	52.485	307.7	13:14.086	15	2	1:47.284	30.946	<b>26.713</b>	49.625	310.3	32:56.141
8	2	8:47.997	7:33.298	27.361	47.338	303.4	22:02.083	16	2	1:43.458	30.870	26.726	45.862	311.2	34:39.599
9	2	1:59.560	31.910	27.887	59.763	305.9	24:01.643	17	2	1:46.374	31.052	27.014	48.308	310.3	36:25.973
10	2	3:47.420 <b>B</b>	1:09.947	1:21.722	1:15.751	80.4	27:49.063	18	2	1:52.478 <b>B</b>	30.578	26.778	55.122	311.2	38:18.451
11	2	6:31.100	5:17.776	27.285	46.039	302.5	34:20.163	19	2	3:44.754	2:31.511	27.259	45.984	301.7	42:03.205
12	2	<b>1:42.841</b>	30.502	27.011	45.328	304.2	36:03.004	20	2	1:44.423	30.573	27.092	46.758	300.8	43:47.628
13	2	1:45.745	31.374	26.983	47.388	305.9	37:48.749	21	2	1:42.865	30.502	27.066	45.297	300.0	45:30.493
14	2	1:43.234	30.716	27.016	45.502	305.9	39:31.983	22	2	1:44.220	30.673	27.090	46.457	304.2	47:14.713
15	2	1:45.564	30.619	26.972	47.973	305.9	41:17.547	23	2	1:44.428	31.572	27.090	45.766	300.8	48:59.141
16	2	1:44.456	30.710	26.912	46.834	305.9	43:02.003	24	2	1:43.114	30.686	27.006	45.422	301.7	50:42.255
17	2	1:44.653	31.091	26.926	46.636	306.8	44:46.656	25	2	1:44.060	30.998	27.011	46.051	301.7	52:26.315
18	2	1:43.487	30.530	26.938	46.019	306.8	46:30.143	26	2	3:24.912 <b>B</b>			1:49.992	51.1	55:51.227
19	2	1:44.576	30.886	27.073	46.617	305.1	48:14.719	27	1	7:28.778	6:10.369	28.407	50.002	298.3	1:03:20.005
20	2	1:43.903	30.735	26.910	46.258	307.7	49:58.622	28	1	1:47.300	31.921	27.630	47.749	297.5	1:05:07.305
21	2	2:27.864 <b>B</b>	31.073	30.334	1:26.457	301.7	52:26.486	29	1	1:47.761	31.905	28.508	47.348	300.0	1:06:55.066
22	1	7:36.675	4:49.587	1:22.647	1:24.441	79.8	1:00:03.161	30	1	1:46.955	31.333	27.447	48.175	300.8	1:08:42.021
23	1	1:47.653	32.817	27.557	47.279	303.4	1:01:50.814	31	1	1:45.153	31.293	27.259	46.601	303.4	1:10:27.174
24	1	1:45.831	31.774	27.644	46.413	305.9	1:03:36.645	32	1	1:45.557	31.434	27.430	46.693	300.8	1:12:12.731
25	1	1:45.497	31.167	27.104	47.226	308.6	1:05:22.142	33	1	1:45.592	31.240	27.218	47.134	301.7	1:13:58.323
26	1	1:44.306	30.790	27.143	46.373	306.8	1:07:06.448	34	1	1:45.364	31.198	27.781	46.385	300.8	1:15:43.687
27	1	1:46.154	31.494	27.471	47.189	305.1	1:08:52.602	35	1	1:44.689	31.067	27.480	46.142	300.8	1:17:28.376
28	1	1:44.633	31.136	27.339	46.158	304.2	1:10:37.235	36	1	1:46.716	31.537	27.330	47.849	305.1	1:19:15.092
29	1	1:44.770	30.985	27.180	46.605	305.9	1:12:22.005	37	1	1:45.132	31.349	27.281	46.502	302.5	1:21:00.224
30	1	1:44.212	30.953	27.138	46.121	305.1	1:14:06.217	38	1	1:48.340	32.433	27.483	48.424	300.8	1:22:48.564
31	1	1:45.480	31.398	27.416	46.666	305.1	1:15:51.697	39	1	1:45.943	31.571	27.362	47.010	300.8	1:24:34.507
32	1	1:44.286	30.983	27.237	46.066	300.8	1:17:35.983	40	1	1:45.809	31.558	27.378	46.873	297.5	1:26:20.316
33	1	1:44.352	31.023	27.202	46.127	304.2	1:19:20.335	41	1	1:47.464	31.441	27.317	48.706	303.4	1:28:07.780
34	1	1:44.963	30.882	27.225	46.856	307.7	1:21:05.298	42	1	1:45.898	31.280	27.325	47.293	299.2	1:29:53.678
35	1	1:45.432	31.026	27.239	47.167	307.7	1:22:50.730	43	1	1:47.383	32.445	27.370	47.568	302.5	1:31:41.061
36	1	1:45.284	31.819	27.233	46.232	305.1	1:24:36.014	<b>24</b> Nielsen Racing 1.John FALB 2.Colin NOBLE Oreca 07 - Gibson 3.Albert COSTA BALBOA LMP2 Pro/Am							
37	1	1:45.201	31.574	27.083	46.544	305.9	1:26:21.215	1	1	2:38.528	1:15.607	31.575	51.346	289.5	2:38.528
38	1	1:46.894	31.551	27.124	48.219	306.8	1:28:08.109	2	1	1:49.785	32.929	28.085	48.771	299.2	4:28.313
39	1	1:45.134	31.575	27.015	46.544	309.5	1:29:53.243	3	1	1:46.985	32.227	27.271	47.487	300.8	6:15.298
40	1	1:46.995	32.176	27.286	47.533	302.5	1:31:40.238	4	1	1:45.228	31.328	27.094	46.806	305.1	8:00.526
<b>23</b> United Autosports 1.Bijoy GARG 2.Fabio SCHERER Oreca 07 - Gibson 3.Paul DI RESTA LMP2								5	1	1:50.275	34.082	27.524	48.669	276.9	9:50.801
1	3	2:22.151	1:00.500	30.649	51.002	293.5	2:22.151	6	1	1:44.219	30.841	27.044	46.334	305.1	11:35.020
2	3	1:53.191	34.612	28.100	50.479	300.0	4:15.342	7	1	1:58.506	31.994	27.046	59.466	304.2	13:33.526
3	3	1:49.107	33.900	27.309	47.898	299.2	6:04.449	8	1	1:49.204	34.954	27.379	46.871	301.7	15:22.730
								9	1	1:53.180 <b>B</b>	31.692	27.192	54.296	302.5	17:15.910
								10	3	4:08.114	2:54.110	27.168	46.836	300.8	21:24.024



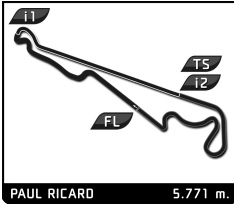


### European Le Mans Series 4 Hours of Le Castellet Free Practice 2

### Sector Analysis

														Lap under Red Flag	Invalidated Lap	Personal Best	Session Best	B Crossing the pit lane		
Lap	D	Time	Sector 1	Sector 2	Sector 3	T. Spd	Elapsed	Lap	D	Time	Sector 1	Sector 2	Sector 3	T. Spd	Elapsed					
11	3	1:43.562	30.761	27.125	45.676	301.7	23:07.586	29	1	1:51.374	34.025	27.855	49.494	301.7	1:05:23.239					
12	3	3:47.396	35.250	1:22.328	1:49.818	79.4	26:54.982	30	1	1:44.392	31.020	27.096	46.276	304.2	1:07:07.631					
13	3	1:58.949	39.801	28.351	50.797	300.0	28:53.931	31	1	1:53.877 B	31.697	28.166	54.014	302.5	1:09:01.508					
14	3	<del>1:43.129</del>	<del>30.497</del>	27.235	45.397	301.7	30:37.060	32	3	3:48.913	2:32.542	27.458	48.913	300.0	1:12:50.421					
15	3	1:43.304	30.773	26.880	45.651	305.1	32:20.364	33	3	1:44.058	30.909	27.198	45.951	300.8	1:14:34.479					
16	3	1:42.806	30.621	27.013	45.172	301.7	34:03.170	34	3	1:43.658	30.764	27.106	45.788	303.4	1:16:18.137					
17	3	1:43.281	30.741	26.851	45.689	305.1	35:46.451	35	3	1:44.641	30.697	28.228	45.716	300.8	1:18:02.778					
18	3	1:45.695	30.887	26.952	47.856	305.1	37:32.146	36	3	1:43.607	30.653	26.995	45.959	304.2	1:19:46.385					
19	3	1:51.365 B	30.612	27.005	53.748	305.9	39:23.511	37	3	1:51.913 B	31.177	27.060	53.676	302.5	1:21:38.298					
20	2	5:25.189	4:10.237	27.437	47.515	301.7	44:48.700	38	3	2:29.596	1:14.366	27.638	47.592	304.2	1:24:07.894					
21	2	1:45.427	31.389	27.237	46.801	303.4	46:34.127	39	3	1:44.088	30.835	27.068	46.185	301.7	1:25:51.982					
22	2	<del>1:56.456 B</del>	31.067	<del>27.263</del>	58.126	304.2	48:30.583	40	3	1:43.928	30.838	27.289	45.801	302.5	1:27:35.910					
23	2	3:48.871	2:33.888	27.358	47.625	301.7	52:19.454	41	3	2:06.580 B	30.546	27.200	1:08.834	302.5	1:29:42.490					
24	2	<del>1:46.353</del>	31.256	27.308	<del>47.789</del>	301.7	54:05.807	<b>27 Nielsen Racing</b> <span style="float:right">Oreca 07 - Gibson</span>												
25	2	2:45.943	31.597	29.928	1:44.418	119.9	56:51.750	1. David HEINEMEIER HANS3. William STEVENS												
26	2	3:27.838	1:09.642	1:21.892	56.304	79.2	1:00:19.588	2. Nicolas PINO												
27	2	1:47.433	32.711	27.963	46.759	301.7	1:02:07.021	1	3	2:55.020	1:20.398	36.882	57.740	244.9	2:55.020					
28	2	1:45.510	31.183	27.234	47.093	304.2	1:03:52.531	2	3	1:59.994	35.275	32.272	52.447	254.1	4:55.014					
29	2	1:46.071	31.022	27.347	47.702	304.2	1:05:38.602	3	3	2:05.654 B	33.718	31.739	1:00.197	217.3	7:00.668					
30	2	1:45.304	30.830	27.409	47.065	299.2	1:07:23.906	4	3	3:11.129	1:48.635	30.791	51.703	266.0	10:11.797					
31	2	1:45.990	31.288	27.978	46.724	298.3	1:09:09.896	5	3	1:47.214	32.240	26.958	48.016	305.1	11:59.011					
32	2	1:54.574 B	30.837	27.424	56.313	301.7	1:11:04.470	6	3	1:41.961	30.373	26.649	44.939	306.8	13:40.972					
<b>25 Algarve Pro Racing</b> <span style="float:right">Oreca 07 - Gibson</span>																				
1. Matthias KAISER <span style="float:right">3. Alexander LYNN</span>																				
2. Olli CALDWELL <span style="float:right">LMP2</span>																				
1	2	2:10.786	51.122	29.880	49.784	291.9	2:10.786	7	3	1:51.083	30.805	26.923	53.355	306.8	15:32.055					
2	2	1:45.350	31.530	27.404	46.416	296.7	3:56.136	8	3	1:46.165	30.465	26.966	48.734	308.6	17:18.220					
3	2	1:43.126	30.356	27.019	45.751	303.4	5:39.262	9	3	1:43.023	30.583	26.779	45.661	304.2	19:01.243					
4	2	1:44.827	31.043	26.993	46.791	303.4	7:24.089	10	3	1:42.174	30.283	26.760	45.131	305.1	20:43.417					
5	2	1:45.212	31.862	27.244	46.106	302.5	9:09.301	11	3	1:54.423 B	31.130	27.074	56.219	305.9	22:37.840					
6	2	1:45.135	31.074	27.052	47.009	306.8	10:54.436	12	1	4:53.587	1:59.593	1:23.617	1:30.377	79.2	27:31.427					
7	2	1:54.377 B	30.995	27.688	55.694	302.5	12:48.813	13	1	1:49.451	33.278	27.651	48.522	306.8	29:20.878					
8	2	4:58.416	3:39.629	29.444	49.343	293.5	17:47.229	14	1	1:46.460	31.908	27.029	47.523	305.1	31:07.338					
9	2	1:52.112	32.986	28.925	50.201	288.8	19:39.341	15	1	1:45.594	31.500	27.232	46.862	305.9	32:52.932					
10	2	1:53.600	31.451	27.451	54.698	302.5	21:32.941	16	1	1:44.925	31.253	26.976	46.696	308.6	34:37.857					
11	2	1:54.741 B	30.458	27.300	56.983	303.4	23:27.682	17	1	1:44.909	31.464	27.069	46.376	305.9	36:22.766					
12	2	6:58.504	5:44.362	27.684	46.458	300.0	30:26.186	18	1	1:46.208	31.021	26.957	48.230	306.8	38:08.974					
13	2	1:43.671	30.766	27.119	45.786	301.7	32:09.857	19	1	1:46.250	31.415	27.018	47.817	303.4	39:55.224					
14	2	1:43.355	30.651	27.053	45.651	303.4	33:53.212	20	1	1:45.542	31.478	27.430	46.634	307.7	41:40.766					
15	2	1:45.714	32.358	27.379	45.977	302.5	35:38.926	21	1	1:44.743	31.265	26.995	46.483	306.8	43:25.509					
16	2	1:50.924 B	30.564	27.052	53.308	303.4	37:29.850	22	1	1:47.055	31.735	28.358	46.962	305.1	45:12.564					
17	1	4:03.548	2:49.129	27.368	47.051	300.0	41:33.398	23	1	1:45.476	31.424	27.192	46.860	311.2	46:58.040					
18	1	1:46.587	30.981	27.245	48.361	303.4	43:19.985	24	1	1:44.726	31.113	27.079	46.534	305.9	48:42.766					
19	1	1:45.249	30.899	27.058	47.292	305.1	45:05.234	25	1	1:44.243	30.879	26.982	46.382	305.1	50:27.009					
20	1	1:45.214	31.634	27.182	46.398	299.2	46:50.448	26	1	1:52.242 B	31.518	27.422	53.302	304.2	52:19.251					
21	1	1:44.249	30.745	27.168	46.336	300.8	48:34.697	27	2	3:09.109	1:40.568	28.978	59.563	303.4	55:28.360					
22	1	1:45.296	30.837	27.129	47.330	304.2	50:19.993	28	2	4:09.938	1:09.573	1:22.396	1:37.969	79.2	59:38.298					
23	1	1:44.717	30.788	27.056	46.873	302.5	52:04.710	29	2	1:46.901	32.015	27.714	47.172	305.1	1:01:25.199					
24	1	1:47.068	32.316	27.233	47.519	303.4	53:51.778	30	2	1:46.337	30.895	27.072	48.370	307.7	1:03:11.536					
25	1	2:16.496	31.437	27.073	1:17.986	304.2	56:08.274	31	2	1:45.509	31.229	27.840	46.440	308.6	1:04:57.045					
26	1	3:53.234	1:09.706	1:22.565	1:20.963	79.1	1:00:01.508	32	2	1:44.701	31.270	27.067	46.364	308.6	1:06:41.746					
27	1	1:45.209	31.410	27.073	46.726	302.5	1:01:46.717	33	2	1:46.469	31.031	27.033	48.405	308.6	1:08:28.215					
28	1	1:45.148	31.805	27.260	46.083	302.5	1:03:31.865	34	2	<del>1:46.061</del>	31.990	27.147	46.924	306.8	1:10:14.276					
								35	2	<del>1:46.241</del>	31.590	<del>27.173</del>	47.478	305.9	1:12:00.517					
								36	2	1:44.599	31.517	27.179	45.903	306.8	1:13:45.116					
								37	2	1:43.717	30.757	27.146	45.814	305.9	1:15:28.833					





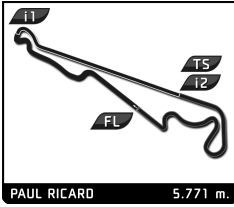
## European Le Mans Series 4 Hours of Le Castellet Free Practice 2

### Sector Analysis

Lap under Red Flag								Invalidated Lap		Personal Best		Session Best		B Crossing the pit lane	
Lap	D	Time	Sector 1	Sector 2	Sector 3	T. Spd	Elapsed	Lap	D	Time	Sector 1	Sector 2	Sector 3	T. Spd	Elapsed
38	2	1:50.713 B	30.932	27.151	52.630	302.5	1:17:19.546	1	1	2:42.015	1:15.129	32.729	54.157	286.5	2:42.015
39	2	6:33.814	5:19.345	27.465	47.004	301.7	1:23:53.360	2	1	1:52.767	34.284	28.693	49.790	299.2	4:34.782
40	2	1:44.854	31.086	27.302	46.466	301.7	1:25:38.214	3	1	1:48.180	32.335	27.682	48.163	302.5	6:22.962
41	2	1:45.303	30.966	27.248	47.089	303.4	1:27:23.517	4	1	1:46.323	31.474	27.919	46.930	302.5	8:09.285
42	2	1:44.458	30.830	27.403	46.225	303.4	1:29:07.975	5	1	1:46.012	31.864	27.059	47.089	305.1	9:55.297
43	2	1:44.556	30.847	27.222	46.487	303.4	1:30:52.531	6	1	1:44.696	31.056	26.902	46.738	309.5	11:39.993
<b>28</b> IDEC Sport 1. Paul LAFARGUE 3. Job VAN UITERT 2. Reshad DE GERUS Oreca 07 - Gibson LMP2								7 1 1:48.568 32.671 27.819 48.078 303.4 13:28.561 8 1 1:46.381 31.150 27.090 48.141 306.8 15:14.942 9 1 1:46.822 31.459 27.207 48.156 303.4 17:01.764 10 1 3:25.864 B 31.091 27.184 2:27.589 302.5 20:27.628 11 2 2:04.004 47.925 27.429 48.650 303.4 22:31.632 12 2 2:35.556 30.746 27.124 1:37.686 302.5 25:07.188 13 2 2:55.757 1:10.005 58.228 47.524 276.9 28:02.945 14 2 1:44.323 30.843 27.208 46.272 305.9 29:47.268 15 2 1:45.876 30.991 27.157 47.728 302.5 31:33.144 16 2 1:46.221 31.765 27.300 47.156 304.2 33:19.365 17 2 1:43.965 31.103 26.926 45.936 304.2 35:03.330 18 2 2:57.769 B 30.879 26.979 1:59.911 304.2 38:01.099 19 2 2:00.530 47.173 26.988 46.369 308.6 40:01.629 20 2 1:43.828 30.764 27.023 46.041 308.6 41:45.457 21 2 1:47.167 30.768 26.787 49.612 311.2 43:32.624 22 2 1:43.564 30.597 27.028 45.939 310.3 45:16.188 23 2 1:51.833 30.964 27.768 53.101 308.6 47:08.021 24 2 1:44.285 30.921 26.795 46.569 310.3 48:52.306 25 2 3:24.283 B 30.609 26.749 2:26.925 310.3 52:16.589 26 3 2:02.766 47.926 27.353 47.487 305.9 54:19.355 27 3 3:27.004 32.106 1:09.609 1:45.289 80.0 57:46.359 28 3 2:49.592 1:10.319 51.447 47.826 268.7 1:00:35.951 29 3 1:43.867 30.939 26.931 45.997 307.7 1:02:19.818 30 3 1:44.767 31.418 26.852 46.497 309.5 1:04:04.585 31 3 1:43.350 30.693 26.811 45.846 311.2 1:05:47.935 32 3 1:45.718 31.256 27.570 46.892 309.5 1:07:33.653 33 3 1:44.641 30.922 26.770 46.949 311.2 1:09:18.294 34 3 4:13.037 B 31.052 26.880 3:15.105 307.7 1:13:31.331 35 1 2:06.225 50.720 27.764 47.741 300.8 1:15:37.556 36 1 1:48.872 32.616 27.641 48.615 300.8 1:17:26.428 37 1 1:49.730 32.087 27.632 50.011 300.8 1:19:16.158 38 1 1:50.997 32.443 29.384 49.170 300.8 1:21:07.155 39 1 1:47.932 31.694 27.688 48.550 301.7 1:22:55.087 40 1 1:48.866 31.906 27.585 49.375 303.4 1:24:43.953 41 1 1:49.415 31.601 27.453 50.361 302.5 1:26:33.368							
<b>29</b> Richard Mille by TDS 1. Rodrigo SALES 3. Grégoire SAUCY 2. Mathias BECHE Oreca 07 - Gibson LMP2 Pro/Am								<b>30</b> Duqueine Team 1. Niels KOOLEN 3. James ALLEN 2. Jean-Baptiste SIMMENAUI Oreca 07 - Gibson LMP2							
1 3 2:03.331 44.766 30.680 47.885 279.8 2:03.331 2 3 1:44.625 31.522 26.865 46.238 305.1 3:47.956 3 3 1:43.064 30.895 26.805 45.364 307.7 5:31.020 4 3 1:53.788 B 30.847 26.816 56.125 306.8 7:24.808 5 3 7:36.192 6:11.585 33.316 51.291 269.3 15:01.000 6 3 1:44.560 31.862 26.942 45.756 305.9 16:45.560 7 3 1:43.674 31.087 26.874 45.713 305.1 18:29.234 8 3 1:41.589 30.522 26.692 44.375 303.4 20:10.823 9 3 1:43.611 30.880 26.644 46.087 307.7 21:54.434															
1 3 3:38.118 2:19.004 29.648 49.466 285.7 3:38.118 2 3 1:47.082 32.255 28.020 46.807 296.7 5:25.200 3 3 1:44.840 31.250 26.928 46.662 307.7 7:10.040 4 3 1:45.246 31.565 27.290 46.391 307.7 8:55.286 5 3 6:09.707 B 30.465 26.826 5:12.416 308.6 15:04.993 6 3 2:14.844 54.748 29.639 50.457 293.5 17:19.837 7 3 1:50.062 33.110 27.725 49.227 291.9 19:09.899 8 3 1:54.156 31.670 28.280 54.206 300.8 21:04.055 9 3 1:41.458 30.163 26.628 44.667 308.6 22:45.513 10 3 6:08.262 B 30.056 53.147 4:45.059 80.2 28:53.775 11 2 2:05.550 50.009 28.239 47.302 301.7 30:59.325 12 2 1:43.576 30.833 26.817 45.926 306.8 32:42.901 13 2 1:46.131 31.793 27.573 46.765 305.1 34:29.032 14 2 1:44.411 31.379 26.964 46.068 306.8 36:13.443 15 2 1:43.606 30.554 26.996 46.056 307.7 37:57.049 16 2 1:43.577 30.399 26.925 46.253 306.8 39:40.626 17 2 1:43.089 30.442 26.985 45.662 305.9 41:23.715 18 2 1:46.467 33.032 27.687 45.748 305.1 43:10.182 19 2 1:44.475 31.921 26.970 45.584 305.9 44:54.657 20 2 1:42.762 30.423 26.911 45.428 306.8 46:37.419 21 2 1:44.364 30.318 26.795 47.251 308.6 48:21.783 22 2 1:45.460 30.632 26.817 48.011 308.6 50:07.243 23 2 1:45.121 30.570 26.780 47.771 313.0 51:52.364 24 2 1:42.475 30.332 26.968 45.175 305.9 53:34.839 25 2 4:37.427 B 31.476 27.273 3:38.678 309.5 58:12.266 26 1 2:31.789 1:15.429 29.170 47.190 309.5 1:00:44.055 27 1 1:44.664 31.111 26.920 46.633 308.6 1:02:28.719 28 1 1:45.557 31.064 26.919 47.574 309.5 1:04:14.276 29 1 1:45.799 31.298 26.974 47.527 311.2 1:06:00.075 30 1 1:45.188 31.126 27.126 46.936 309.5 1:07:45.263 31 1 1:45.616 31.542 27.000 47.074 306.8 1:09:30.879 32 1 1:48.897 31.211 29.411 48.275 305.9 1:11:19.776 33 1 1:47.068 32.015 28.171 46.882 304.2 1:13:06.844 34 1 5:49.901 B 32.005 27.195 4:50.701 305.1 1:18:56.745 35 1 2:05.545 50.003 27.644 47.898 305.1 1:21:02.290 36 1 1:47.315 32.070 27.661 47.584 305.1 1:22:49.605 37 1 1:45.635 31.374 27.234 47.027 305.9 1:24:35.240 38 1 1:45.634 31.523 27.168 46.943 305.9 1:26:20.874 39 1 1:47.803 31.271 27.310 49.222 308.6 1:28:08.677 40 1 1:46.550 31.432 27.368 47.750 307.7 1:29:55.227 41 1 1:46.282 31.555 27.245 47.482 306.8 1:31:41.509															





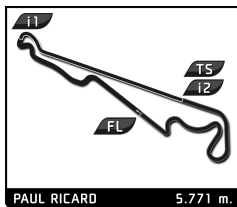


## European Le Mans Series 4 Hours of Le Castellet Free Practice 2

### Sector Analysis

Lap under Red Flag											Invalidated Lap	Personal Best	Session Best	B Crossing the pit lane	
Lap	D	Time	Sector 1	Sector 2	Sector 3	T. Spd	Elapsed	Lap	D	Time	Sector 1	Sector 2	Sector 3	T. Spd	Elapsed
<b>30</b> <b>Inter Europol Competition</b> Orega 07 - Gibson LMP2															
1.Oliver GRAY 3.Luca GHIOTTO															
2.Clément NOVALAK															
1	2	2:52.024	1:25.653	32.151	54.220	244.3	2:52.024	2	2	2:38.593	B 35.216	30.745	1:32.632	253.5	5:30.617
3	2	2:25.706	56.236	35.050	54.420	240.0	7:56.323	4	2	1:56.274	36.042	30.243	49.989	264.7	9:52.597
5	2	1:46.437	32.127	27.239	47.071	304.2	11:39.034	6	2	1:48.447	32.821	26.645	48.981	308.6	13:27.481
7	2	1:45.485	30.174	26.734	48.582	307.7	15:12.966	8	2	1:44.822	30.174	26.516	48.132	302.5	16:57.788
9	2	5:45.482	B 30.230	26.605	4:48.647	308.6	22:43.270	10	3	4:04.081	49.306	1:21.800	1:52.975	80.0	26:47.351
11	3	2:01.130	44.886	27.262	48.982	301.7	28:48.481	12	3	1:43.080	30.694	26.646	45.740	308.6	30:31.561
13	3	1:43.134	30.565	26.661	45.908	307.7	32:14.695	14	3	1:44.789	31.000	26.840	46.949	305.9	33:59.484
15	3	1:43.424	30.619	26.710	46.095	306.8	35:42.908	16	3	3:22.428	B 30.663	26.654	2:25.111	306.8	39:05.336
17	1	2:03.149	48.284	27.153	47.712	307.7	41:08.485	18	1	1:45.362	32.518	26.718	46.126	305.1	42:53.847
19	1	1:43.201	30.758	26.616	45.827	306.8	44:37.048	20	1	1:44.394	31.084	26.848	46.462	305.1	46:21.442
21	1	1:45.614	31.548	26.849	47.217	303.4	48:07.056	22	1	1:43.419	30.670	26.600	46.149	304.2	49:50.475
23	1	1:44.062	30.797	26.632	46.633	305.9	51:34.537	24	1	1:44.250	31.205	27.045	46.000	305.1	53:18.787
25	1	6:14.754	B 30.529	26.634	5:17.591	308.6	59:33.541	26	2	2:04.925	50.253	27.259	47.413	305.9	1:01:38.466
27	2	1:45.015	30.740	27.028	47.247	307.7	1:03:23.481	28	2	1:44.662	30.903	27.162	46.597	306.8	1:05:08.143
29	2	1:45.501	31.456	27.952	46.093	305.1	1:06:53.644	30	2	1:44.393	30.599	26.901	46.893	306.8	1:08:38.037
31	2	1:45.875	31.524	26.913	47.438	307.7	1:10:23.912	32	2	1:45.204	30.676	26.940	47.588	307.7	1:12:09.116
33	2	1:44.152	31.323	26.973	45.856	305.9	1:13:53.268	34	2	1:44.381	30.896	27.088	46.397	307.7	1:15:37.649
35	2	1:43.793	30.833	27.045	45.915	306.8	1:17:21.442	36	2	1:43.649	30.479	26.969	46.201	308.6	1:19:05.091
37	2	1:45.970	30.950	27.557	47.463	307.7	1:20:51.061	38	2	1:44.888	31.052	26.984	46.852	304.2	1:22:35.949
39	2	1:44.448	31.580	26.933	45.935	307.7	1:24:20.397	40	2	1:45.441	31.033	27.883	46.525	307.7	1:26:05.838
41	2	1:44.052	30.701	27.068	46.283	305.1	1:27:49.890	42	2	1:45.150	31.174	26.975	47.001	304.2	1:29:35.040
43	2	1:43.787	30.708	27.032	46.047	305.1	1:31:18.827								
<b>31</b> <b>Racing Spirit of Leman</b> Ligier JS P320 - Nissan LMP3															
1.Jacques WOLFF 3.Antoine DOQUIN															
2.Jean-Ludovic FOUBERT															
1	2	54:55.546	...	32.403	55.842	266.0	54:55.546	2	2	4:03.484	55.515	1:22.262	1:45.707	79.8	58:59.030
3	2	2:17.877	55.203	30.645	52.029	271.4	1:01:16.907	4	2	1:56.166	34.465	30.008	51.693	273.4	1:03:13.073
5	2	1:56.017	34.515	29.973	51.529	274.1	1:05:09.090	6	2	1:55.522	34.196	29.774	51.552	277.6	1:07:04.612
7	2	1:56.115	34.425	29.865	51.825	277.6	1:09:00.727	8	2	3:34.247	B 34.954	29.758	2:29.535	277.6	1:12:34.974
9	1	2:11.987	50.633	29.993	51.361	274.8	1:14:46.961	10	1	1:55.517	34.252	30.070	51.195	274.1	1:16:42.478
11	1	1:55.583	34.253	30.023	51.307	273.4	1:18:38.061	12	1	1:55.217	33.978	29.970	51.269	274.1	1:20:33.278
13	1	1:55.480	34.308	30.208	50.964	274.1	1:22:28.758	14	1	3:24.170	B 34.128	29.893	2:20.149	275.5	1:25:52.928
15	3	2:11.133	50.434	29.757	50.942	274.1	1:28:04.061	16	3	1:53.187	33.067	29.497	50.623	274.8	1:29:57.248
17	3	1:51.780	32.762	29.452	49.566	276.9	1:31:49.028								
<b>34</b> <b>Ultimate</b> Ligier JS P320 - Nissan LMP3															
1.Eric TROUILLET 3.Matthieu LAHAYE															
2.Jean-Baptiste LAHAYE															
1	3	2:35.604	1:05.873	34.187	55.544	265.4	2:35.604	2	3	1:56.585	35.335	30.038	51.212	274.8	4:32.189
3	3	1:53.229	33.635	29.415	50.179	278.4	6:25.418	4	3	1:52.098	33.271	29.269	49.558	279.1	8:17.516





## European Le Mans Series 4 Hours of Le Castellet Free Practice 2

### Sector Analysis

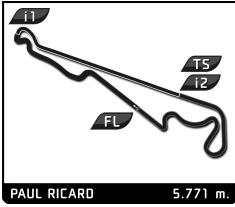
Lap under Red Flag												Invalidated Lap		Personal Best		Session Best		B Crossing the pit lane			
Lap	D	Time	Sector 1	Sector 2	Sector 3	T. Spd	Elapsed	Lap	D	Time	Sector 1	Sector 2	Sector 3	T. Spd	Elapsed						
5	3	1:51.996	33.563	29.204	49.229	278.4	10:09.512	20	3	1:43.791	30.774	26.991	46.026	306.8	50:48.696						
6	3	1:52.515	<b>32.876</b>	<b>29.202</b>	50.437	281.2	12:02.027	21	3	1:51.832	B	31.743	26.938	53.151	307.7	52:40.528					
7	3	<b>1:51.366</b>	32.913	29.283	<b>49.170</b>	278.4	13:53.393	22	1	3:57.829		1:52.064	27.551	1:38.214	303.4	56:38.357					
8	3	1:58.783	B	32.974	29.287	56.522	278.4	15:52.176	23	1	3:37.703	1:10.091	1:21.685	1:05.927	80.2	1:00:16.060					
9	3	3:26.234	2:06.424	29.624	50.186	276.9	19:18.410	24	1	1:47.409	31.051	28.878	47.480	301.7	1:02:03.469						
10	3	1:53.393	33.389	29.548	50.456	277.6	21:11.803	25	1	1:45.261	31.081	27.969	46.211	305.1	1:03:48.730						
11	3	1:53.556	33.498	29.604	50.454	279.8	23:05.359	26	1	1:44.511	31.760	27.063	45.688	301.7	1:05:33.241						
12	3	3:46.280	37.029	1:21.809	1:47.442	80.1	26:51.639	27	1	1:44.237	30.746	26.990	46.501	306.8	1:07:17.478						
13	3	2:03.594	42.782	29.990	50.822	279.8	28:55.233	28	1	1:43.484	30.643	27.004	45.837	306.8	1:09:00.962						
14	3	1:52.769	33.410	29.540	49.819	275.5	30:48.002	29	1	1:44.768	31.392	27.042	46.334	306.8	1:10:45.730						
15	3	1:52.478	33.430	29.511	49.537	277.6	32:40.480	30	1	1:45.682	31.523	27.037	47.122	305.9	1:12:31.412						
16	3	1:59.957	B	33.749	29.504	56.704	279.8	34:40.437	31	1	<del>1:50.928</del>	B	31.183	<del>27.037</del>	52.708	308.6	1:14:22.340				
17	1	11:38.047	...	30.038	55.179	275.5	46:18.484	32	3	3:03.132	1:49.004	27.140	46.988	307.7	1:17:25.472						
18	1	1:56.477	34.447	30.424	51.606	277.6	48:14.961	33	3	1:43.893	30.643	27.181	46.069	306.8	1:19:09.365						
19	1	1:54.823	33.586	29.760	51.477	276.2	50:09.784	34	3	1:45.514	30.618	26.886	48.010	306.8	1:20:54.879						
20	1	1:55.059	33.982	29.785	51.292	277.6	52:04.843	35	3	1:45.593	32.268	27.535	45.790	305.1	1:22:40.472						
21	1	1:55.528	34.225	30.007	51.296	278.4	54:00.371	36	3	1:43.676	30.752	26.979	45.945	309.5	1:24:24.148						
22	1	2:49.515	B	34.296	30.376	1:44.843	166.7	56:49.886	37	3	1:43.700	30.687	26.846	46.167	306.8	1:26:07.848					
23	2	4:00.511	2:34.953	33.596	51.962	275.5	1:00:50.397	38	3	1:44.384	30.548	27.101	46.735	307.7	1:27:52.232						
24	2	1:54.439	33.489	29.375	51.575	283.5	1:02:44.836	39	3	1:44.592	30.682	26.889	47.021	306.8	1:29:36.824						
25	2	1:53.732	33.549	29.534	50.649	279.1	1:04:38.568	40	3	1:43.132	30.559	26.917	45.656	305.9	1:31:19.956						
26	2	1:53.222	33.596	29.578	50.048	278.4	1:06:31.790														
27	2	1:52.486	33.174	29.517	49.795	276.9	1:08:24.276														
28	2	1:54.059	34.327	29.532	50.200	280.5	1:10:18.335														
29	2	1:53.753	33.266	29.520	50.967	276.9	1:12:12.088														
30	2	1:52.612	33.348	29.455	49.809	278.4	1:14:04.700														
31	2	1:53.508	33.523	29.523	50.462	279.8	1:15:58.208														
32	2	1:53.917	33.741	29.257	50.919	280.5	1:17:52.125														
33	2	1:53.065	33.465	29.606	49.994	278.4	1:19:45.190														
34	2	1:52.463	33.286	29.359	49.818	278.4	1:21:37.653														
35	2	1:59.141	B	33.509	29.493	56.139	277.6	1:23:36.794													

43 Inter Europol Competition												Oreca 07 - Gibson								
			1. Sebastian ALVAREZ						3. Tom DILLMANN			LMP2								
			2. Vladislav LOMKO																	
1	3	5:25.032	B	1:22.365	33.683	3:28.984	248.3	5:25.032												
2	3	2:20.794		55.220	32.860	52.714	259.6	7:45.826												
3	3	1:59.052		37.641	30.901	50.510	268.7	9:44.878												
4	3	1:45.875		31.646	27.354	46.875	305.1	11:30.753												
5	3	1:43.759		31.537	26.634	45.588	309.5	13:14.512												
6	3	<b>1:42.035</b>		<b>30.080</b>	<b>26.622</b>	<b>45.333</b>	308.6	14:56.547												
7	3	1:47.032		31.669	27.089	48.274	302.5	16:43.579												
8	3	4:10.922	B	30.861	26.667	3:13.394	306.8	20:54.501												
9	3	2:03.216		49.321	27.237	46.658	304.2	22:57.717												
10	3	3:46.805		31.293	1:17.292	1:58.220	81.4	26:44.522												
11	3	1:58.158		44.782	27.238	46.138	302.5	28:42.680												
12	3	1:43.823		30.698	26.936	46.189	304.2	30:26.503												
13	3	1:45.726		30.960	26.923	47.843	308.6	32:12.229												
14	3	1:43.988		30.774	26.824	46.390	306.8	33:56.217												
15	3	1:43.722		31.029	26.930	45.763	307.7	35:39.939												
16	3	1:44.488		30.708	26.867	46.913	303.4	37:24.427												
17	3	1:45.847		31.405	27.113	47.329	309.5	39:10.274												
18	3	2:46.469	B	31.491	27.762	1:47.216	304.2	41:56.743												
19	2	2:04.411		49.591	27.678	47.142	303.4	44:01.154												
20	2	1:44.655		30.943	27.017	46.695	305.1	45:45.809												
21	2	1:44.771		31.435	27.034	46.302	309.5	47:30.580												
22	2	1:45.426		31.158	26.970	47.298	306.8	49:16.006												
23	2	1:45.653		30.835	26.860	47.958	305.1	51:01.659												
24	2	1:43.543		30.564	26.917	46.062	301.7	52:45.202												
25	2	1:43.078		30.414	26.865	45.799	305.1	54:28.280												
26	2	3:34.043		30.528	1:19.370	1:44.145	80.4	58:02.323												
27	2	2:37.659		1:08.882	40.809	47.968	296.7	1:00:39.982												
28	2	6:16.331	B	30.502	26.852	5:18.977	306.8	1:06:56.313												
29	1	2:03.351		48.581	27.149	47.621	303.4	1:08:59.664												

37 COOL Racing												Oreca 07 - Gibson								
			1. Lorenzo FLUXA						3. Ritomo MIYATA			LMP2								
			2. Malthé JAKOBSEN																	
1	2	7:14.545	B	5:49.349	30.003	55.193	266.0	7:14.545												
2	2	3:15.698		1:58.946	29.477	47.275	276.2	10:30.243												
3	2	1:45.374		31.859	26.759	46.756	306.8	12:15.617												
4	2	1:45.785		30.402	28.006	47.377	305.1	14:01.402												
5	2	<b>1:41.747</b>		<b>30.086</b>	26.675	<b>44.986</b>	307.7	15:43.149												
6	2	1:51.361		30.142	26.600	54.619	307.7	17:34.510												
7	2	1:53.719		30.190	<b>26.472</b>	57.057	307.7	19:28.229												
8	2	1:41.814		30.126	26.501	45.187	308.6	21:10.043												
9	2	2:02.452	B	31.750	29.483	1:01.219	270.7	23:12.495												
10	3	8:49.631		7:32.249	28.213	49.169	299.2	32:02.126												
11	3	1:56.817	B	32.103	27.338	57.376	304.2	33:58.943												
12	3	2:50.229		1:34.231	27.498	48.500	267.3	36:49.172												
13	3	1:45.753		31.576	27.146	47.031	306.8	38:34.925												
14	3	1:44.958		30.981	27.1															



## European Le Mans Series 4 Hours of Le Castellet Free Practice 2

### Sector Analysis

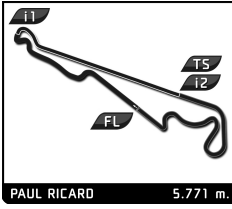
Lap under Red Flag								Invalidated Lap		Personal Best		Session Best		B Crossing the pit lane	
Lap	D	Time	Sector 1	Sector 2	Sector 3	T. Spd	Elapsed	Lap	D	Time	Sector 1	Sector 2	Sector 3	T. Spd	Elapsed
30	1	1:45.834	32.059	26.983	46.792	302.5	1:10:45.498	38	2	1:44.432	30.689	27.114	46.629	305.9	1:30:21.235
31	1	1:46.420	32.090	27.034	47.296	305.1	1:12:31.918	<b>50</b> Formula Racing Ferrari 296 LMGT3							
32	1	1:45.069	31.679	26.941	46.449	309.5	1:14:16.987	1.Johnny LAURSEN 3.Nicklas NIELSEN LMGT3							
33	1	1:44.324	31.035	26.937	46.352	304.2	1:16:01.311	2.Conrad LAURSEN							
34	1	1:45.932	31.383	27.213	47.336	307.7	1:17:47.243	1	1	3:00.632	1:29.183	33.905	57.544	214.7	3:00.632
35	1	1:44.020	30.988	26.964	46.068	305.9	1:19:31.263	2	1	1:58.947	35.027	31.039	52.881	264.1	4:59.579
36	1	1:43.806	30.933	26.861	46.012	307.7	1:21:15.069	3	1	1:57.806	34.425	30.910	52.471	264.7	6:57.385
37	1	1:44.400	30.830	26.862	46.708	308.6	1:22:59.469	4	1	1:58.090	34.481	31.008	52.601	262.8	8:55.475
38	1	1:45.706	31.226	26.772	47.708	306.8	1:24:45.175	5	1	2:07.072 <b>B</b>	34.605	31.034	1:01.433	264.1	11:02.547
39	1	1:45.164	31.464	26.829	46.871	308.6	1:26:30.339	6	1	3:10.258	1:41.116	33.479	55.663	264.1	14:12.805
40	1	1:44.514	31.133	27.035	46.346	306.8	1:28:14.853	7	1	1:59.537	35.102	30.972	53.463	264.7	16:12.342
41	1	1:44.775	31.377	26.897	46.501	306.8	1:29:59.628	8	1	1:57.491	34.438	30.898	52.155	264.1	18:09.833
42	1	1:45.422	31.291	26.983	47.148	305.9	1:31:45.050	9	1	1:56.985	34.105	30.906	51.974	264.7	20:06.818
<b>47</b> COOL Racing Oreca 07 - Gibson LMP2								1.Alejandro GARCIA 3.Frederik VESTI							
2.Paul-Loup CHATIN															
1	3	2:28.199	1:06.126	30.666	51.407	285.0	2:28.199	10	1	2:02.544	34.204	31.519	56.821	264.7	22:09.362
2	3	1:48.598	32.201	27.444	48.953	305.9	4:16.797	11	1	2:29.509 <b>B</b>	34.351	31.026	1:24.132	264.7	24:38.871
3	3	1:47.901	32.738	27.147	48.016	309.5	6:04.698	12	2	7:44.937	6:19.294	30.935	54.708	264.1	32:23.808
4	3	1:45.192	31.314	27.006	46.872	307.7	7:49.890	13	2	1:56.606	33.847	30.942	<b>51.817</b>	266.0	34:20.414
5	3	1:47.008	31.842	27.114	48.052	308.6	9:36.898	14	2	<b>1:56.486</b>	33.794	30.870	51.822	264.7	36:16.900
6	3	1:44.847	31.610	27.003	46.234	306.8	11:21.745	15	2	2:04.731	<b>33.730</b>	30.922	1:00.079	265.4	38:21.631
7	3	1:46.478	32.913	27.207	46.358	305.9	13:08.223	16	2	2:02.636 <b>B</b>	33.923	30.938	57.775	264.1	40:24.267
8	3	1:52.750 <b>B</b>	32.823	27.118	52.809	305.1	15:00.973	17	2	4:44.692	3:21.184	31.260	52.248	265.4	45:08.959
9	3	13:57.024	...	30.403	48.268	252.9	28:57.997	18	2	2:00.428	33.786	<b>30.718</b>	55.924	268.0	47:09.387
10	3	1:47.381	32.680	28.257	46.444	275.5	30:45.378	19	2	2:03.031 <b>B</b>	34.544	30.789	57.698	266.7	49:12.418
11	3	1:43.984	30.320	27.505	46.159	305.9	32:29.362	20	3	3:34.270	2:01.345	31.012	1:01.913	264.7	52:46.688
12	3	<b>1:41.494</b>	30.144	26.680	<b>44.670</b>	308.6	34:10.856	21	3	1:57.673	34.228	30.935	52.510	266.7	54:44.361
13	3	1:46.722	30.219	<b>26.545</b>	49.958	306.8	35:57.578	22	3	3:56.687	47.530	1:23.072	1:46.085	78.7	58:41.048
14	3	1:41.717	<b>30.056</b>	26.642	45.019	309.5	37:39.295	23	3	2:30.274	1:06.441	30.966	52.867	264.7	1:01:11.322
15	3	1:49.852 <b>B</b>	30.157	26.588	53.107	306.8	39:29.147	24	3	1:56.693	34.008	30.865	51.820	266.0	1:03:08.015
16	1	8:05.440	6:50.582	27.898	46.960	302.5	47:34.587	25	3	<del>1:56.804</del>	<del>34.015</del>	30.884	51.905	267.3	1:05:04.819
17	1	1:45.187	31.255	27.398	46.534	303.4	49:19.774	26	3	1:56.782	33.973	30.832	51.977	267.3	1:07:01.601
18	1	1:45.460	31.405	27.209	46.846	305.9	51:05.234	27	3	1:56.787	33.913	30.898	51.976	265.4	1:08:58.388
19	1	1:45.165	31.795	27.239	46.131	302.5	52:50.399	28	3	2:04.802 <b>B</b>	34.825	31.289	58.688	264.7	1:11:03.190
20	1	1:45.321	31.944	27.166	46.211	305.9	54:35.720	29	1	4:12.287 <b>B</b>	2:34.593	33.469	1:04.225	263.4	1:15:15.477
21	1	3:40.256	32.395	1:21.544	1:46.317	80.8	58:15.976	30	1	2:58.358	1:32.002	32.280	54.076	263.4	1:18:13.835
22	1	2:27.564	1:10.758	30.012	46.794	305.1	1:00:43.540	31	1	1:59.444	35.368	30.998	53.078	264.1	1:20:13.279
23	1	1:43.727	30.727	26.894	46.106	307.7	1:02:27.267	32	1	1:58.560	34.378	31.006	53.176	264.1	1:22:11.839
24	1	1:44.876	30.901	27.985	45.990	305.1	1:04:12.143	33	1	1:58.196	34.640	30.946	52.610	264.7	1:24:10.035
25	1	1:43.666	30.683	27.121	45.862	306.8	1:05:55.809	34	1	1:57.967	34.326	31.008	52.633	264.1	1:26:08.002
26	1	1:45.900	31.406	27.246	47.248	307.7	1:07:41.709	35	1	2:11.782 <b>B</b>	36.534	31.883	1:03.365	262.8	1:28:19.784
27	1	1:45.173	31.342	27.212	46.619	306.8	1:09:26.882	<b>51</b> AF Corse Ferrari 296 LMGT3							
28	1	1:49.829 <b>B</b>	30.851	27.163	51.815	305.1	1:11:16.711	1.Charles-Henri SAMANI 3.Nicolas VARRONE LMGT3							
29	2	3:22.741	2:07.858	27.545	47.338	302.5	1:14:39.452	2.Emmanuel COLLARD							
30	2	1:45.624	31.028	27.986	46.610	305.1	1:16:25.076	1	1	3:35.204	2:06.472	33.065	55.667	259.6	3:35.204
31	2	1:44.513	30.959	27.198	46.356	307.7	1:18:09.589	2	1	2:01.865	36.013	31.346	54.506	263.4	5:37.069
32	2	1:43.411	30.539	27.111	45.761	308.6	1:19:53.000	3	1	2:00.412	35.056	31.799	53.557	264.7	7:37.481
33	2	1:44.937	31.453	27.428	46.056	305.1	1:21:37.937	4	1	2:07.056 <b>B</b>	35.268	31.081	1:00.707	264.1	9:44.537
34	2	1:43.917	30.555	27.178	46.184	307.7	1:23:21.854	5	1	3:01.198	1:33.526	32.869	54.803	262.8	12:45.735
35	2	1:43.914	30.804	27.138	45.972	307.7	1:25:05.768	6	1	1:58.550	34.555	30.971	53.024	264.1	14:44.285
36	2	1:45.051	31.067	27.688	46.296	307.7	1:26:50.819	7	1	1:57.375	34.090	30.852	52.433	264.7	16:41.660
37	2	1:45.984	31.228	27.000	47.756	306.8	1:28:36.803	8	1	1:59.508	34.550	31.611	53.347	263.4	18:41.168
								9	1	1:58.678	34.347	30.946	53.385	266.0	20:39.846
								10	1	1:58.812	34.306	31.507	52.999	264.7	22:38.658
								11	1	3:19.969 <b>B</b>	34.662	58.551	1:46.756	78.8	25:58.627





EUROPEAN **LE MANS** SERIES

4 HOURS OF  
**LE CASTELLET**

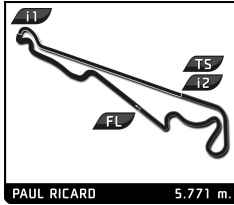


European Le Mans Series  
4 Hours of Le Castellet  
Free Practice 2

Sector Analysis

Lap	D	Time	Sector 1	Sector 2	Sector 3	T. Spd	Elapsed	Lap	D	Time	Sector 1	Sector 2	Sector 3	T. Spd	Elapsed							
12	1	3:19.886	1:54.035	32.453	53.398	260.2	29:18.513	24	1	1:58.404	34.468	31.057	52.879	266.0	53:58.447							
13	1	1:57.894	35.029	30.828	52.037	265.4	31:16.407	25	1	2:59.198 <b>B</b>	35.626	36.748	1:46.824	79.1	56:57.645							
14	1	1:57.495	34.342	30.904	52.249	263.4	33:13.902	26	1	4:45.769	3:18.330	32.318	55.121	261.5	1:01:43.414							
15	1	1:59.008	34.109	30.829	54.070	267.3	35:12.910	27	1	2:03.962	34.993	31.777	57.192	266.0	1:03:47.376							
16	1	1:57.741	34.212	31.002	52.527	263.4	37:10.651	28	1	1:57.198	34.176	30.711	52.311	268.7	1:05:44.574							
17	1	1:58.041	34.281	31.036	52.724	264.1	39:08.692	29	1	1:56.978	33.996	30.642	52.340	268.7	1:07:41.552							
18	1	2:06.575 <b>B</b>	34.633	31.107	1:00.835	258.4	41:15.267	30	1	2:01.855	37.668	31.665	52.522	264.7	1:09:43.407							
19	3	3:57.450	2:33.676	30.901	52.873	265.4	45:12.717	31	1	1:57.731	34.151	31.047	52.533	264.7	1:11:41.138							
20	3	1:57.440	33.867	30.823	52.750	265.4	47:10.157	32	1	2:03.605 <b>B</b>	34.008	30.781	58.816	266.0	1:13:44.743							
21	3	<del>1:57.648</del>	<del>34.473</del>	30.777	52.398	266.0	49:07.805	33	3	3:15.403	1:52.447	30.892	52.064	267.3	1:17:00.146							
22	3	1:56.945	34.035	30.850	52.060	265.4	51:04.750	34	3	1:57.578	34.401	30.860	52.317	266.0	1:18:57.724							
23	3	1:56.439	33.935	30.823	<b>51.681</b>	264.1	53:01.189	35	3	1:59.980	36.159	30.748	53.073	269.3	1:20:57.704							
24	3	2:03.804 <b>B</b>	34.422	30.934	58.448	266.0	55:04.993	36	3	1:57.007	33.802	30.868	52.337	266.7	1:22:54.711							
25	3	7:41.423	6:17.214	<b>30.704</b>	53.505	265.4	1:02:46.416	37	3	1:56.958	34.454	30.706	51.798	268.0	1:24:51.669							
26	3	1:56.483	33.789	30.785	51.909	264.7	1:04:42.899	38	3	<del>1:57.345</del>	<del>34.027</del>	30.734	<del>52.584</del>	267.3	1:26:49.014							
27	3	<b>1:56.420</b>	<b>33.758</b>	30.871	51.791	264.7	1:06:39.319	39	3	1:56.556	33.911	30.758	51.887	268.0	1:28:45.570							
28	3	2:02.493 <b>B</b>	34.021	30.873	57.599	264.7	1:08:41.812	40	3	1:56.811	33.724	31.009	52.078	264.7	1:30:42.381							
29	2	3:47.719	2:22.495	32.226	52.998	264.1	1:12:29.531	<div style="border: 1px solid black; padding: 5px;"> <p><b>57</b> Kessel Racing            1. Takeshi KIMURA            2. Esteban MASSON            3. Daniel SERRA            Ferrari 296 LMGT3 LMGT3</p> </div>														
30	2	1:58.359	34.528	31.094	52.737	265.4	1:14:27.890	1	1	3:11.094	1:42.273	33.107	55.714	260.9	3:11.094							
31	2	1:57.558	34.401	30.981	52.176	265.4	1:16:25.448	2	1	1:58.650	34.704	31.009	52.937	265.4	5:09.744							
32	2	1:57.317	34.237	30.909	52.171	264.7	1:18:22.765	3	1	1:58.300	34.649	30.697	52.954	269.3	7:08.044							
33	2	1:57.320	34.105	30.955	52.260	264.7	1:20:20.085	4	1	2:00.109	35.952	30.739	53.418	267.3	9:08.153							
34	2	1:57.657	34.296	30.983	52.378	264.1	1:22:17.742	5	1	1:59.872	34.422	30.956	54.494	266.7	11:08.025							
35	2	1:58.695	35.370	31.028	52.297	264.7	1:24:16.437	6	1	2:00.595	34.658	30.801	55.136	267.3	13:08.620							
36	2	1:57.949	34.411	30.887	52.651	266.0	1:26:14.386	7	1	1:57.473	34.320	30.701	52.452	268.7	15:06.093							
37	2	1:58.441	34.393	30.927	53.121	266.7	1:28:12.827	8	1	1:57.915	34.042	30.740	53.133	269.3	17:04.008							
38	2	1:57.713	34.405	30.987	52.321	264.1	1:30:10.540	9	1	3:29.196 <b>B</b>	34.627	31.107	2:23.462	266.0	20:33.204							
<div style="border: 1px solid black; padding: 5px;"> <p><b>55</b> Spirit of Race            1. Duncan CAMERON            2. David PEREL            3. Matthew GRIFFIN            Ferrari 296 LMGT3 LMGT3</p> </div>							10	1	6:31.935 <b>B</b>	54.432	32.302	5:05.201	257.1	27:05.139	11	1	2:24.362	55.960	34.637	53.765	264.1	29:29.501
1	2	3:05.925 <b>B</b>	1:23.594	37.754	1:04.577	180.6	3:05.925	12	1	1:56.757	34.242	30.653	51.862	266.7	31:26.258							
2	2	2:18.712	52.020	31.987	54.705	250.0	5:24.637	13	1	1:56.597	33.940	30.617	52.040	269.3	33:22.855							
3	2	2:02.821	34.981	31.526	56.314	256.5	7:27.458	14	1	2:36.685	1:06.609	34.810	55.266	264.7	35:59.540							
4	2	1:56.537	33.994	30.734	51.809	267.3	9:23.995	15	1	3:33.124 <b>B</b>	35.467	31.281	2:26.376	262.8	39:32.664							
5	2	1:56.389	33.844	30.757	51.788	265.4	11:20.384	16	1	2:24.609	54.013	35.094	55.502	204.5	41:57.273							
6	2	1:57.570	34.867	30.765	51.938	266.7	13:17.954	17	1	1:57.365	34.230	30.610	52.525	268.7	43:54.638							
7	2	1:56.641	33.775	30.934	51.932	267.3	15:14.595	18	1	1:56.939	33.932	30.861	52.146	266.0	45:51.577							
8	2	2:02.967 <b>B</b>	34.256	30.842	57.869	268.0	17:17.562	19	1	1:56.454	33.718	30.625	52.111	267.3	47:48.031							
9	2	3:08.201	1:42.160	32.531	53.510	185.2	20:25.763	20	1	3:24.036 <b>B</b>	33.948	30.720	2:19.368	266.7	51:12.067							
10	2	1:56.491	33.654	30.665	52.172	266.0	22:22.254	21	3	2:19.860	53.417	32.515	53.928	262.8	53:31.927							
11	2	2:36.211	33.430	30.699	1:32.082	266.7	24:58.465	22	3	2:20.076 <b>B</b>	33.618	30.609	1:15.849	268.0	55:52.003							
12	2	3:10.848	1:10.921	1:05.778	54.149	227.8	28:09.313	23	3	4:12.218	1:17.100	1:23.466	1:31.652	78.4	1:00:04.221							
13	2	1:55.006	33.435	30.743	<b>50.828</b>	266.0	30:04.319	24	3	1:56.246	33.833	30.777	51.636	267.3	1:02:00.467							
14	2	<b>1:54.892</b>	<b>33.372</b>	<b>30.538</b>	50.982	268.7	31:59.211	25	3	1:57.318	33.700	30.701	52.917	266.7	1:03:57.785							
15	2	2:02.311 <b>B</b>	33.644	30.693	57.974	268.0	34:01.522	26	3	1:56.088	33.574	30.937	51.577	266.0	1:05:53.873							
16	1	3:19.541	1:53.984	30.995	54.562	267.3	37:21.063	27	3	<b>1:55.946</b>	33.751	30.738	<b>51.457</b>	266.7	1:07:49.819							
17	1	2:00.114	35.229	30.968	53.917	268.0	39:21.177	28	3	1:55.960	<b>33.482</b>	30.794	51.684	266.7	1:09:45.779							
18	1	2:00.844	34.999	31.044	54.801	269.3	41:22.021	29	3	1:56.298	33.505	30.936	51.857	268.7	1:11:42.077							
19	1	1:59.957	34.549	32.217	53.191	265.4	43:21.978	30	3	2:52.673 <b>B</b>	<b>33.890</b>	<b>30.596</b>	1:48.187	269.3	1:14:34.750							
20	1	1:59.328	35.004	31.113	53.211	267.3	45:21.306	31	2	2:12.905	50.086	30.856	51.963	266.7	1:16:47.655							
21	1	1:58.819	34.778	31.005	53.036	264.7	47:20.125	32	2	<del>1:57.190</del>	<del>33.602</del>	30.849	52.739	265.4	1:18:44.845							
22	1	1:58.369	34.453	30.878	53.038	266.0	49:18.494	33	2	1:56.575	33.963	30.808	51.804	264.7	1:20:41.420							
23	1	2:41.549	1:15.741	31.622	54.186	264.1	52:00.043															




**European Le Mans Series**  
**4 Hours of Le Castellet**  
**Free Practice 2**
**Sector Analysis**
**Lap under Red Flag**   **Invalidated Lap**   **Personal Best**   **Session Best**   **B Crossing the pit lane**

Lap	D	Time	Sector 1	Sector 2	Sector 3	T. Spd	Elapsed	Lap	D	Time	Sector 1	Sector 2	Sector 3	T. Spd	Elapsed
-----	---	------	----------	----------	----------	--------	---------	-----	---	------	----------	----------	----------	--------	---------

34	2	1:56.247	33.632	30.861	51.754	266.7	1:22:37.667
35	2	1:56.596	34.153	30.851	51.592	265.4	1:24:34.263
36	2	1:57.041	34.125	30.870	52.046	265.4	1:26:31.304
37	2	1:57.289	34.430	31.182	51.677	266.0	1:28:28.593
38	2	<del>1:56.433</del>	33.646	30.862	<del>51.925</del>	266.0	1:30:25.026

2	2	2:05.425	38.326	31.812	55.287	246.0	4:25.223
3	2	2:04.645	38.901	31.419	54.325	264.1	6:29.868
4	2	2:00.932	36.063	30.943	53.926	264.7	8:30.800
5	2	1:57.878	34.499	30.876	52.503	266.0	10:28.678
6	2	1:57.512	34.742	30.720	52.050	268.0	12:26.190
7	2	<del>1:57.389</del>	33.934	30.848	<del>52.607</del>	267.3	14:23.579
8	2	1:56.537	33.921	30.776	51.840	269.3	16:20.116
9	2	2:20.803 <b>B</b>	37.398	33.859	1:09.546	230.8	18:40.919
10	2	4:47.183	3:21.441	32.743	52.999	260.9	23:28.102
11	2	3:59.188	1:06.645	1:22.735	1:29.808	79.2	27:27.290
12	2	<del>1:57.117</del>	34.378	31.028	<del>51.711</del>	266.0	29:24.407
13	2	1:56.151	33.859	30.788	51.504	268.0	31:20.558
14	2	1:56.862	34.006	30.819	52.037	267.3	33:17.420
15	2	1:58.479	34.182	31.577	52.720	234.3	35:15.899
16	2	1:57.329	33.986	30.626	52.717	272.7	37:13.228
17	2	1:56.401	33.880	30.781	51.740	270.0	39:09.629
18	2	1:56.591	34.130	<b>30.620</b>	51.841	270.7	41:06.220
19	2	2:07.744 <b>B</b>	36.699	31.385	59.660	268.0	43:13.964
20	1	6:35.029	4:55.715	35.034	1:04.280	221.3	49:48.993
21	1	2:13.168	39.738	34.599	58.831	261.5	52:02.161
22	1	2:02.594	36.300	31.487	54.807	268.0	54:04.755
23	1	3:15.887 <b>B</b>	35.183	51.855	1:48.849	79.4	57:20.642
24	1	4:59.180	3:23.982	36.206	58.992	236.3	1:02:19.822
25	1	2:03.784	37.276	32.164	54.344	266.7	1:04:23.606
26	1	2:00.015	35.144	30.995	53.876	266.7	1:06:23.621
27	1	1:59.551	34.926	31.121	53.504	266.0	1:08:23.172
28	1	2:03.252	37.253	31.934	54.065	266.7	1:10:26.424
29	1	2:06.790	36.861	34.467	55.462	261.5	1:12:33.214
30	1	2:01.225	35.766	31.120	54.339	268.0	1:14:34.439
31	1	2:09.817 <b>B</b>	35.587	32.346	1:01.884	266.0	1:16:44.256
32	3	3:54.217	2:31.082	31.074	52.061	264.7	1:20:38.473
33	3	1:56.098	33.697	30.927	<b>51.474</b>	266.7	1:22:34.571
34	3	1:56.040	33.669	30.825	51.546	268.7	1:24:30.611
35	3	<b>1:55.932</b>	33.695	30.741	51.496	270.7	1:26:26.543
36	3	1:57.209	33.773	30.755	52.681	270.0	1:28:23.752
37	3	<del>1:57.564</del>	<b>33.581</b>	30.718	<del>52.265</del>	269.3	1:30:21.316

**59** **Racing Spirit of Lemans** Aston Martin Vantage AMR LMGT3  
 1. Derek DEBOER      3. Valentin HASSE CLOT      LMGT3  
 2. Casper STEVENSON

1	3	3:00.495	1:16.966	42.265	1:01.264	192.9	3:00.495
2	3	2:07.299	38.946	33.311	55.042	202.2	5:07.794
3	3	1:55.747	34.066	30.674	51.007	266.7	7:03.541
4	3	<b>1:55.001</b>	33.460	30.663	<b>50.878</b>	267.3	8:58.542
5	3	1:56.094	<b>33.391</b>	<b>30.596</b>	52.107	270.0	10:54.636
6	3	1:57.381	34.829	30.880	51.672	270.0	12:52.017
7	3	1:55.789	33.629	30.795	51.365	268.0	14:47.806
8	3	1:55.582	33.486	30.761	51.335	269.3	16:43.388
9	3	1:55.847	33.915	30.637	51.295	274.8	18:39.235
10	3	1:55.902	33.559	30.688	51.655	270.7	20:35.137
11	3	1:56.790	33.838	30.703	52.249	265.4	22:31.927
12	3	5:00.945 <b>B</b>	33.773	44.934	3:42.238	79.9	27:32.872
13	1	2:28.248	57.769	32.834	57.645	264.7	30:01.120
14	1	2:02.330	35.578	31.296	55.456	260.9	32:03.450
15	1	1:58.568	34.434	30.769	53.365	269.3	34:02.018
16	1	1:59.447	34.794	31.249	53.404	268.7	36:01.465
17	1	1:57.404	34.227	30.785	52.392	274.1	37:58.869
18	1	1:57.784	33.994	30.953	52.837	266.7	39:56.653
19	1	1:58.024	34.330	30.919	52.775	270.0	41:54.677
20	1	1:59.921	34.332	30.946	54.643	267.3	43:54.598
21	1	1:59.992	35.497	31.022	53.473	270.0	45:54.590
22	1	4:12.328 <b>B</b>	34.627	30.940	3:06.761	268.7	50:06.918
23	2	2:14.324	50.524	30.984	52.816	268.0	52:21.242
24	2	1:56.780	34.099	30.811	51.870	267.3	54:18.022
25	2	3:34.159	34.183	1:14.754	1:45.222	79.9	57:52.181
26	2	2:53.294	1:09.978	50.827	52.489	253.5	1:00:45.475
27	2	1:56.240	33.774	30.717	51.749	270.0	1:02:41.715
28	2	1:55.854	33.810	30.665	51.379	270.0	1:04:37.569
29	2	1:56.472	33.879	30.685	51.908	270.7	1:06:34.041
30	2	1:56.230	33.848	30.791	51.591	269.3	1:08:30.271
31	2	1:56.409	33.871	30.732	51.806	266.7	1:10:26.680
32	2	3:10.160 <b>B</b>	34.823	31.027	2:04.310	266.7	1:13:36.840
33	3	2:18.322	52.468	32.697	53.157	264.7	1:15:55.162
34	3	1:57.996	34.058	30.994	52.944	265.4	1:17:53.158
35	3	1:57.756	34.090	30.813	52.853	270.0	1:19:50.914
36	3	1:59.812	34.205	30.795	54.812	271.4	1:21:50.726
37	3	<del>1:56.386</del>	<del>33.796</del>	30.816	51.774	268.0	1:23:47.112
38	3	1:56.796	33.949	30.910	51.937	267.3	1:25:43.908
39	3	1:58.600	34.902	31.137	52.561	267.3	1:27:42.508
40	3	1:56.815	33.838	30.903	52.074	268.0	1:29:39.323
41	3	1:56.456	33.807	30.945	51.704	268.0	1:31:35.779

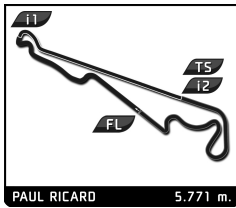
**60** **Proton Competition** Porsche 911 GT3 R LMGT3  
 1. Claudio SCHIAVONI      3. Julien ANDLAUER      LMGT3  
 2. Matteo CRESSONI

1	2	2:19.798	46.874	36.021	56.903	232.8	2:19.798
---	---	----------	--------	--------	--------	-------	----------

**63** **Iron Lynx** Lamborghini Huracan LMGT3 Evo2  
 1. Hiroshi HAMAGUCHI      3. Andrea CALDARELLI      LMGT3  
 2. Axcil JEFFERIES

1	2	3:37.294 <b>B</b>	1:48.041	37.939	1:11.314	244.9	3:37.294
2	2	2:41.206	1:14.470	32.348	54.388	260.9	6:18.500
3	2	1:58.417	35.191	31.065	52.161	264.7	8:16.917
4	2	1:57.230	34.562	30.851	51.817	267.3	10:14.147
5	2	1:56.372	33.954	30.849	51.569	266.0	12:10.519
6	2	1:59.210	33.998	31.044	54.168	267.3	14:09.729
7	2	1:56.758	34.093	30.852	51.813	266.7	16:06.487
8	2	1:56.435	33.924	30.812	51.699	268.0	18:02.922
9	2	1:57.049	34.022	30.837	52.190	267.3	19:59.971
10	2	1:56.390	33.853	30.816	51.721	268.0	21:56.361
11	2	<del>2:13.744</del>	<del>34.205</del>	30.831	1:08.708	267.3	24:10.105
12	2	3:40.001	1:09.981	1:21.715	1:08.305	80.1	27:50.106
13	2	1:56.496	33.935	30.862	51.699	265.4	29:46.602
14	2	<del>1:56.113</del>	33.836	30.783	<del>51.494</del>	266.7	31:42.715



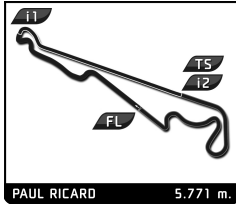


European Le Mans Series  
4 Hours of Le Castellet  
Free Practice 2

Sector Analysis

Lap under Red Flag    Invalidated Lap    Personal Best    Session Best    Crossing the pit lane															
Lap	D	Time	Sector 1	Sector 2	Sector 3	T. Spd	Elapsed	Lap	D	Time	Sector 1	Sector 2	Sector 3	T. Spd	Elapsed
15	2	1:56.274	33.924	30.830	51.520	267.3	33:38.989	25	1	1:45.951	31.249	27.292	47.410	303.4	53:39.629
16	2	2:02.477 <b>B</b>	34.026	<b>30.601</b>	57.850	268.0	35:41.466	26	1	2:09.324	31.278	27.267	1:10.779	303.4	55:48.953
17	1	3:28.703 <b>B</b>	1:51.167	32.971	1:04.565	264.7	39:10.169	27	1	5:44.015 <b>B</b>	1:09.246	1:20.575	3:14.194	80.1	1:01:32.968
18	1	3:09.977	1:41.416	33.034	55.527	267.3	42:20.146	28	1	2:05.830	49.393	28.046	48.391	291.9	1:03:38.798
19	1	2:00.589	35.507	31.045	54.037	269.3	44:20.735	29	1	1:47.529	31.464	27.289	48.776	304.2	1:05:26.327
20	1	2:03.712	34.978	31.047	57.687	268.0	46:24.447	30	1	1:45.753	31.538	27.198	47.017	306.8	1:07:12.080
21	1	2:00.496	34.953	30.879	54.664	268.7	48:24.943	31	1	1:46.919	31.520	27.188	48.211	306.8	1:08:58.999
22	1	1:58.629	34.500	30.972	53.157	264.7	50:23.572	32	1	1:45.185	31.515	27.192	46.478	306.8	1:10:44.184
23	1	1:58.596	34.530	31.182	52.884	268.0	52:22.168	33	1	1:45.895	31.853	27.113	46.929	306.8	1:12:30.079
24	1	<del>1:57.865</del>	34.110	30.715	<del>53.040</del>	268.7	54:20.033	34	1	1:44.772	31.149	27.147	46.476	306.8	1:14:14.851
25	1	3:36.551 <b>B</b>	34.545	1:16.588	1:45.418	80.2	57:56.584	35	1	<del>1:45.255</del>	<del>31.550</del>	27.160	46.545	308.6	1:16:00.106
26	3	4:20.451	2:56.621	31.162	52.668	266.0	1:02:17.035	36	1	3:06.433 <b>B</b>	32.337	27.405	2:06.691	308.6	1:19:06.539
27	3	1:57.723	34.541	30.989	52.193	265.4	1:04:14.758	37	2	2:01.674	47.789	27.090	46.795	308.6	1:21:08.213
28	3	<del>1:57.349</del>	34.360	30.990	<del>51.999</del>	265.4	1:06:12.107	38	2	1:45.713	31.343	27.127	47.243	312.1	1:22:53.926
29	3	1:57.402	33.968	31.209	52.225	264.7	1:08:09.509	39	2	1:45.140	31.542	27.080	46.518	308.6	1:24:39.066
30	3	1:57.045	34.058	31.068	51.919	265.4	1:10:06.554	40	2	1:44.779	31.046	27.031	46.702	308.6	1:26:23.845
31	3	<del>1:57.372</del>	33.997	31.133	<del>52.242</del>	265.4	1:12:03.926	41	2	1:46.963	30.951	27.100	48.912	309.5	1:28:10.808
32	3	1:57.890	33.953	30.973	52.964	266.0	1:14:01.816	<b>66</b> <b>JMW Motorsport</b> Ferrari 296 LMGT3 1. John HARTSHORNE LMGT3 2. Ben TUCK							
33	3	2:04.295 <b>B</b>	33.999	30.953	59.343	268.0	1:16:06.111	1	2	3:09.999 <b>B</b>	1:36.684	33.209	1:00.106	262.1	3:09.999
34	3	2:50.244	1:26.304	31.527	52.413	264.7	1:18:56.355	2	2	2:14.003	50.950	30.796	52.257	266.7	5:24.002
35	3	1:56.346	33.756	30.930	51.660	264.7	1:20:52.701	3	2	1:56.372	34.045	30.659	51.668	267.3	7:20.374
36	3	<b>1:56.059</b>	<b>33.662</b>	30.936	51.461	266.0	1:22:48.760	4	2	<b>1:55.280</b>	33.611	30.654	<b>51.015</b>	267.3	9:15.654
37	3	1:58.663	34.071	30.852	53.740	268.7	1:24:47.423	5	2	1:55.373	33.573	30.690	51.110	266.0	11:11.027
38	3	1:56.125	33.842	30.976	<b>51.307</b>	265.4	1:26:43.548	6	2	1:55.702	33.474	30.692	51.536	268.7	13:06.729
39	3	1:56.705	33.714	31.039	51.952	264.1	1:28:40.253	7	2	1:56.792	34.493	30.753	51.546	268.0	15:03.521
40	3	1:56.191	33.726	30.990	51.475	266.0	1:30:36.444	8	2	1:55.882	33.758	30.691	51.433	266.7	16:59.403
<b>65</b> <b>Panis Racing</b> Orega 07 - Gibson 1. Manuel MALDONADO 3. Arthur LECLERC LMP2 2. Charles MILESI							9	2	1:56.276	33.973	30.785	51.518	267.3	18:55.679	
1	2	4:07.621	2:45.300	31.978	50.343	260.9	4:07.621	10	2	2:01.932 <b>B</b>	33.919	30.756	57.257	266.7	20:57.611
2	2	1:46.850	32.337	27.436	47.077	299.2	5:54.471	11	1	5:58.557	2:48.108	1:23.317	1:47.132	78.5	26:56.168
3	2	1:44.269	30.735	26.842	46.692	302.5	7:38.740	12	1	2:10.815	43.498	31.805	55.512	266.0	29:06.983
4	2	1:42.205	30.607	26.856	44.742	303.4	9:20.945	13	1	2:02.303	35.983	31.238	55.082	266.0	31:09.286
5	2	1:45.342	30.184	27.015	48.143	305.9	11:06.287	14	1	2:01.405	35.833	31.286	54.286	266.0	33:10.691
6	2	1:42.312	30.057	<b>26.758</b>	45.497	304.2	12:48.599	15	1	2:01.988	35.604	31.591	54.793	265.4	35:12.679
7	2	1:42.218	30.249	26.984	44.985	302.5	14:30.817	16	1	2:02.614	35.866	31.311	55.437	268.7	37:15.293
8	2	<b>1:41.578</b>	<b>29.994</b>	26.944	<b>44.640</b>	303.4	16:12.395	17	1	2:01.749	35.474	31.392	54.883	268.0	39:17.042
9	2	3:33.087 <b>B</b>	30.712	27.147	2:35.228	302.5	19:45.482	18	1	2:05.219	36.180	32.721	56.318	265.4	41:22.261
10	3	2:06.133	49.406	27.566	49.161	300.8	21:51.615	19	1	2:03.388	35.912	31.746	55.730	266.7	43:25.649
11	3	1:50.534	30.724	27.053	52.757	301.7	23:42.149	20	1	2:11.555 <b>B</b>	36.030	31.340	1:04.185	267.3	45:37.204
12	3	3:50.472	1:09.850	1:21.530	1:19.092	80.3	27:32.621	21	1	3:39.248	2:10.373	33.426	55.449	266.0	49:16.452
13	3	1:46.904	32.445	27.396	47.063	307.7	29:19.525	22	1	2:03.233	36.191	31.602	55.440	266.0	51:19.685
14	3	1:44.239	30.665	27.011	46.563	301.7	31:03.764	23	1	2:03.953	36.102	31.678	56.173	264.7	53:23.638
15	3	1:42.516	30.357	26.876	45.283	303.4	32:46.280	24	1	2:30.100 <b>B</b>	37.219	32.128	1:20.753	268.0	55:53.738
16	3	1:43.774	30.626	26.842	46.306	306.8	34:30.054	25	3	5:40.342	4:15.371	31.499	53.472	265.4	1:01:34.080
17	3	1:45.786	31.255	26.927	47.604	305.9	36:15.840	26	3	1:56.857	34.018	<b>30.627</b>	52.212	268.7	1:03:30.937
18	3	4:33.909 <b>B</b>	30.790	27.987	3:35.132	185.2	40:49.749	27	3	1:57.346	34.227	30.809	52.310	268.0	1:05:28.283
19	1	2:10.708	52.883	29.332	48.493	293.5	43:00.457	28	3	1:56.737	33.791	30.697	52.249	268.7	1:07:25.020
20	1	1:47.215	31.768	27.370	48.077	300.0	44:47.672	29	3	1:56.919	34.005	30.799	52.115	266.7	1:09:21.939
21	1	1:45.676	31.788	27.271	46.617	301.7	46:33.348	30	3	1:56.681	33.970	30.790	51.921	267.3	1:11:18.620
22	1	1:46.854	31.303	27.298	48.253	303.4	48:20.202	31	3	1:57.648	34.169	30.859	52.620	267.3	1:13:16.268
23	1	1:45.545	31.104	27.308	47.133	303.4	50:05.747	32	3	2:05.009 <b>B</b>	34.570	31.032	59.407	268.0	1:15:21.277
24	1	1:47.931	31.377	27.435	49.119	303.4	51:53.678	33	3	3:48.005	2:21.717	32.165	54.123	264.1	1:19:09.282



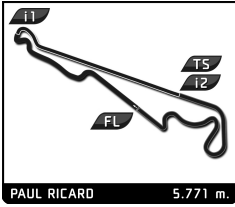


## European Le Mans Series 4 Hours of Le Castellet Free Practice 2

### Sector Analysis

Lap under Red Flag								Invalidated Lap		Personal Best		Session Best		B Crossing the pit lane	
Lap	D	Time	Sector 1	Sector 2	Sector 3	T. Spd	Elapsed	Lap	D	Time	Sector 1	Sector 2	Sector 3	T. Spd	Elapsed
<b>77</b> <b>Proton Competition</b> 1. Giorgio RODA 2. René BINDER								Oreca 07 - Gibson LMP2 Pro/Am		3. Bent VISCAAL					
1	1	2:05.805	45.154	30.831	49.820	284.2	2:05.805								
2	1	1:45.607	31.916	27.249	46.442	305.1	3:51.412								
3	1	1:45.188	31.183	27.014	46.991	306.8	5:36.600								
4	1	1:45.423	31.305	26.974	47.144	306.8	7:22.023								
5	1	1:45.089	31.323	26.994	46.772	307.7	9:07.112								
6	1	1:45.576	31.129	26.829	47.618	302.5	10:52.688								
7	1	1:43.694	30.858	26.834	46.002	303.4	12:36.382								
8	1	1:52.964	30.772	27.810	54.382	304.2	14:29.346								
9	2	3:15.369	1:58.310	28.338	48.721	279.8	17:44.715								
10	2	1:44.356	30.922	26.947	46.487	305.1	19:29.071								
11	2	1:43.881	30.823	26.928	46.130	307.7	21:12.952								
12	2	1:57.029	31.868	26.987	58.174	307.7	23:09.981								
13	2	4:46.476	2:37.976	1:18.491	50.009	190.1	27:56.457								
14	2	1:48.061	31.990	27.018	49.053	305.9	29:44.518								
15	2	1:45.642	30.594	27.058	47.990	305.9	31:30.160								
16	2	1:45.149	31.063	27.082	47.004	306.8	33:15.309								
17	2	1:44.839	31.671	27.162	46.006	305.1	35:00.148								
18	2	1:52.792	31.398	27.111	54.283	305.9	36:52.940								
19	3	3:01.695	1:46.961	27.255	47.479	304.2	39:54.635								
20	3	1:44.649	31.358	27.238	46.053	303.4	41:39.284								
21	3	1:44.542	31.177	27.133	46.232	305.1	43:23.826								
22	3	1:52.742	31.514	27.010	54.218	305.9	45:16.568								
23	3	4:15.897	3:00.108	28.624	47.165	299.2	49:32.465								
24	3	1:44.180	30.944	27.187	46.049	301.7	51:16.645								
25	3	1:44.436	30.756	27.218	46.462	300.0	53:01.081								
26	3	1:46.830	31.639	27.616	47.575	307.7	54:47.911								
27	3	3:54.522	46.239	1:22.905	1:45.378	79.0	58:42.433								
28	3	2:17.836	1:03.579	27.350	46.907	302.5	1:01:00.269								
29	3	1:44.704	30.925	27.177	46.602	302.5	1:02:44.973								
30	3	1:53.285	31.077	28.038	54.170	302.5	1:04:38.258								
31	2	5:39.136	4:21.584	27.705	49.847	289.5	1:10:17.394								
32	2	1:45.632	31.190	27.155	47.287	306.8	1:12:03.026								
33	2	1:44.578	30.886	26.983	46.709	307.7	1:13:47.604								
34	2	1:47.066	31.183	27.066	48.817	305.9	1:15:34.670								
35	2	1:44.246	30.984	27.061	46.201	305.1	1:17:18.916								
36	2	1:52.527	30.889	27.038	54.600	305.9	1:19:11.443								
37	1	3:01.142	1:44.224	27.672	49.246	303.4	1:22:12.585								
38	1	1:46.243	31.844	27.332	47.067	305.9	1:23:58.828								
39	1	1:46.599	31.367	28.053	47.179	303.4	1:25:45.427								
40	1	1:46.727	31.985	27.465	47.277	304.2	1:27:32.154								
41	1	1:45.850	31.370	27.291	47.189	305.1	1:29:18.004								
42	1	1:45.127	31.265	27.240	46.622	305.1	1:31:03.131								
<b>83</b> <b>AF Corse</b> 1. François PERRODO 2. Matthieu VAXIÈRE								Oreca 07 - Gibson LMP2 Pro/Am		3. Alessio ROVERA					
1	3	2:23.378	1:04.157	29.826	49.395	287.2	2:23.378								
2	3	1:48.239	32.930	27.502	47.807	300.8	4:11.617								
3	3	1:44.848	31.358	26.818	46.672	307.7	5:56.465								
4	3	1:45.603	31.099	27.118	47.386	306.8	7:42.068								
5	3	1:50.594	31.783	27.052	51.759	306.8	9:32.662								
6	3	1:44.419	30.375	26.723	47.321	313.0	11:17.081								
7	3	1:44.526	30.518	27.475	46.533	309.5	13:01.607								
8	3	1:52.040	30.979	26.819	54.242	308.6	14:53.647								
9	1	3:49.239	2:28.909	29.825	50.505	298.3	18:42.886								
10	1	1:50.987	33.667	27.604	49.716	305.9	20:33.873								
11	1	1:47.222	31.350	26.990	48.882	305.9	22:21.095								
12	1	2:19.581	31.208	27.156	1:21.217	302.5	24:40.676								
13	1	3:26.990	1:52.777	46.152	48.061	294.3	28:07.666								
14	1	1:44.970	30.965	27.021	46.984	304.2	29:52.636								
15	1	1:44.869	30.971	27.065	46.833	305.9	31:37.505								
16	1	1:46.868	31.248	27.427	48.193	306.8	33:24.373								
17	1	1:48.728	33.460	27.079	48.189	307.7	35:13.101								
18	1	1:44.903	31.152	27.030	46.721	305.9	36:58.004								
19	1	1:46.484	31.531	27.017	47.936	306.8	38:44.488								
20	1	1:55.742	31.268	27.116	57.358	307.7	40:40.230								
21	2	4:03.734	2:36.899	27.348	59.487	279.8	44:43.964								
22	2	1:43.177	30.576	26.897	45.704	305.9	46:27.141								
23	2	1:45.089	31.222	27.001	46.866	307.7	48:12.230								
24	2	1:52.983	30.610	27.903	54.470	305.1	50:05.213								
25	2	4:34.981	3:18.552	27.147	49.282	304.2	54:40.194								
26	2	2:51.736	2:29.600	1:27.117	1:45.019	80.4	58:31.930								
27	2	2:31.127	1:10.483	29.535	51.109	298.3	1:01:03.057								
28	2	1:53.870	31.012	27.587	55.271	305.1	1:02:56.927								
29	2	1:42.154	30.088	26.884	45.182	306.8	1:04:39.081								
30	2	1:44.205	31.285	26.855	46.065	307.7	1:06:23.286								
31	2	1:49.995	30.114	26.778	53.103	306.8	1:08:13.281								
32	3	3:24.054	2:08.851	27.251	47.952	305.1	1:11:37.335								
33	3	1:45.023	31.023	27.188	46.812	305.9	1:13:22.358								
34	3	1:44.905	30.228	26.782	47.895	307.7	1:15:07.263								
35	3	1:53.194	31.108	28.059	54.027	305.1	1:17:00.457								
36	3	2:44.115	1:28.498	27.794	47.823	304.2	1:19:44.572								
37	3	1:44.167	30.845	27.077	46.245	305.1	1:21:28.739								
38	3	1:52.095	35.111	29.580	47.404	304.2	1:23:20.834								
39	3	1:43.340	30.586	26.962	45.792	305.9	1:25:04.174								
40	3	1:50.655	31.398	27.043	52.214	307.7	1:26:54.829								
41	3	1:53.299	30.573	26.920	55.806	307.7	1:28:48.128								
<b>85</b> <b>Iron Dames</b> 1. Sarah BOVY 2. Rahel FREY								Porsche 911 GT3 R LMGT3		3. Michelle GATTING		LMGT3			
1	2	3:20.807	1:40.586	33.584	1:06.637	257.8	3:20.807								
2	2	7:24.508	6:00.403	31.258	52.847	267.3	10:45.315								
3	2	1:57.202	34.138	30.787	52.277	268.7	12:42.517								
4	2	1:56.843	33.994	30.743	52.106	269.3	14:39.360								
5	2	1:56.719	34.031	30.783	51.905	268.7	16:36.079								
6	2	1:56.535	34.262	30.725	51.548	269.3	18:32.614								





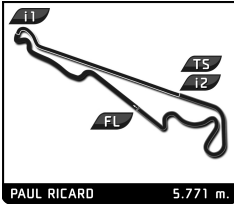
European Le Mans Series  
4 Hours of Le Castellet  
Free Practice 2

Sector Analysis

													Lap under Red Flag	Invalidated Lap	Personal Best	Session Best	Crossing the pit lane																																																																																																																																																																																																											
Lap	D	Time	Sector 1	Sector 2	Sector 3	T. Spd	Elapsed	Lap	D	Time	Sector 1	Sector 2	Sector 3	T. Spd	Elapsed																																																																																																																																																																																																													
7	2	<del>1:56.254</del>	33.820	30.591	<del>51.843</del>	269.3	20:28.868	21	3	10:58.228	7:48.692	1:23.181	1:46.355	78.5	59:27.844																																																																																																																																																																																																													
8	2	1:56.109	34.047	30.604	51.458	271.4	22:24.977	22	3	2:04.300	40.585	30.844	52.871	266.7	1:01:32.144																																																																																																																																																																																																													
9	2	2:51.771 B	33.683	32.593	1:45.495	114.2	25:16.748	23	3	1:56.096	33.993	30.652	51.451	269.3	1:03:28.240																																																																																																																																																																																																													
10	3	4:10.104	2:47.024	30.680	52.400	273.4	29:26.852	24	3	1:56.386	33.831	30.710	51.845	266.7	1:05:24.626																																																																																																																																																																																																													
11	3	1:56.252	34.207	30.568	51.477	271.4	31:23.104	25	3	1:55.835	33.684	30.651	51.500	268.0	1:07:20.461																																																																																																																																																																																																													
12	3	1:55.419	33.586	30.485	<b>51.348</b>	272.0	33:18.523	26	3	2:02.697 B	33.958	30.765	57.974	267.3	1:09:23.158																																																																																																																																																																																																													
13	3	<del>1:55.950</del>	33.933	30.430	<del>51.587</del>	273.4	35:14.473	27	1	8:52.167	7:23.997	32.955	55.215	259.0	1:18:15.325																																																																																																																																																																																																													
14	3	1:57.768	34.439	30.975	52.354	276.9	37:12.241	28	1	1:58.883	35.206	30.857	52.820	266.7	1:20:14.208																																																																																																																																																																																																													
15	3	<b>1:55.212</b>	<b>33.579</b>	<b>30.261</b>	51.372	276.2	39:07.453	29	1	2:00.135	35.026	30.999	54.110	266.7	1:22:14.343																																																																																																																																																																																																													
16	3	2:02.125 B	33.619	30.463	58.043	271.4	41:09.578	30	1	1:58.787	34.435	31.318	53.034	266.7	1:24:13.130																																																																																																																																																																																																													
17	3	4:05.440	2:34.306	33.462	57.672	245.5	45:15.018	31	1	1:59.487	34.906	31.310	53.271	264.7	1:26:12.617																																																																																																																																																																																																													
18	3	1:58.387	35.438	30.868	52.081	271.4	47:13.405	32	1	2:01.338	34.678	31.290	55.370	264.7	1:28:13.955																																																																																																																																																																																																													
19	3	<del>1:57.355</del>	34.404	31.263	<del>51.688</del>	270.7	49:10.760	33	1	1:59.107	35.000	31.101	53.006	266.0	1:30:13.062																																																																																																																																																																																																													
20	3	<del>1:55.693</del>	<del>33.675</del>	30.517	<del>51.501</del>	272.0	51:06.453	<div style="border: 1px solid black; padding: 5px;"> <p><b>88</b> Inter Europol Competition <span style="float: right;">Ligier JS P320 - Nissan</span></p> <p>1. Alexander BUKHANTSOV 3. Pedro PERINO <span style="float: right;">LMP3</span></p> <p>2. Kai ASKEY</p> </div> <table border="1" style="width: 100%; border-collapse: collapse;"> <tr><td>1</td><td>3</td><td>2:51.256</td><td>1:21.244</td><td>34.293</td><td>55.719</td><td>254.7</td><td>2:51.256</td></tr> <tr><td>2</td><td>3</td><td>1:58.566</td><td>35.461</td><td>30.508</td><td>52.597</td><td>268.7</td><td>4:49.822</td></tr> <tr><td>3</td><td>3</td><td>1:53.049</td><td>33.224</td><td>29.457</td><td>50.368</td><td>275.5</td><td>6:42.871</td></tr> <tr><td>4</td><td>3</td><td>1:51.516</td><td>32.904</td><td>29.315</td><td>49.297</td><td>276.2</td><td>8:34.387</td></tr> <tr><td>5</td><td>3</td><td>1:50.792</td><td>32.675</td><td>29.148</td><td>48.969</td><td>279.1</td><td>10:25.179</td></tr> <tr><td>6</td><td>3</td><td><b>1:50.491</b></td><td><b>32.432</b></td><td>29.244</td><td><b>48.815</b></td><td>278.4</td><td>12:15.670</td></tr> <tr><td>7</td><td>3</td><td>1:52.275</td><td>32.623</td><td><b>29.058</b></td><td>50.594</td><td>282.0</td><td>14:07.945</td></tr> <tr><td>8</td><td>3</td><td>1:53.540</td><td>32.492</td><td>29.177</td><td>51.871</td><td>282.0</td><td>16:01.485</td></tr> <tr><td>9</td><td>3</td><td>1:50.816</td><td>32.654</td><td>29.209</td><td>48.953</td><td>278.4</td><td>17:52.301</td></tr> <tr><td>10</td><td>3</td><td>1:52.354</td><td>32.595</td><td>29.175</td><td>50.584</td><td>279.1</td><td>19:44.655</td></tr> <tr><td>11</td><td>3</td><td>33:21.319 B</td><td>34.524</td><td>34.069</td><td>...</td><td>240.5</td><td>53:05.974</td></tr> <tr><td>12</td><td>1</td><td>2:33.000</td><td>53.495</td><td>30.720</td><td>1:08.785</td><td>272.7</td><td>55:38.974</td></tr> <tr><td>13</td><td>1</td><td>4:09.318</td><td>1:10.294</td><td>1:22.594</td><td>1:36.430</td><td>79.3</td><td>59:48.292</td></tr> <tr><td>14</td><td>1</td><td>1:58.837</td><td>35.398</td><td>30.235</td><td>53.204</td><td>276.9</td><td>1:01:47.129</td></tr> <tr><td>15</td><td>1</td><td>1:56.506</td><td>34.738</td><td>29.786</td><td>51.982</td><td>277.6</td><td>1:03:43.635</td></tr> <tr><td>16</td><td>1</td><td>1:55.116</td><td>34.114</td><td>30.031</td><td>50.971</td><td>275.5</td><td>1:05:38.751</td></tr> <tr><td>17</td><td>1</td><td>1:54.097</td><td>33.776</td><td>29.830</td><td>50.491</td><td>274.8</td><td>1:07:32.848</td></tr> <tr><td>18</td><td>1</td><td>1:54.129</td><td>33.812</td><td>29.848</td><td>50.469</td><td>274.1</td><td>1:09:26.977</td></tr> <tr><td>19</td><td>1</td><td>1:53.997</td><td>33.685</td><td>29.834</td><td>50.478</td><td>274.8</td><td>1:11:20.974</td></tr> <tr><td>20</td><td>1</td><td>1:54.696</td><td>34.008</td><td>29.616</td><td>51.072</td><td>279.1</td><td>1:13:15.670</td></tr> <tr><td>21</td><td>1</td><td>3:30.523 B</td><td>34.827</td><td>29.865</td><td>2:25.831</td><td>278.4</td><td>1:16:46.193</td></tr> <tr><td>22</td><td>2</td><td>2:11.896</td><td>51.263</td><td>29.625</td><td>51.008</td><td>277.6</td><td>1:18:58.089</td></tr> <tr><td>23</td><td>2</td><td>1:56.023</td><td>35.377</td><td>29.737</td><td>50.909</td><td>275.5</td><td>1:20:54.112</td></tr> <tr><td>24</td><td>2</td><td>1:55.288</td><td>34.482</td><td>29.550</td><td>51.256</td><td>277.6</td><td>1:22:49.400</td></tr> <tr><td>25</td><td>2</td><td>3:20.834 B</td><td>34.426</td><td>29.531</td><td>2:16.877</td><td>279.8</td><td>1:26:10.234</td></tr> </table>													1	3	2:51.256	1:21.244	34.293	55.719	254.7	2:51.256	2	3	1:58.566	35.461	30.508	52.597	268.7	4:49.822	3	3	1:53.049	33.224	29.457	50.368	275.5	6:42.871	4	3	1:51.516	32.904	29.315	49.297	276.2	8:34.387	5	3	1:50.792	32.675	29.148	48.969	279.1	10:25.179	6	3	<b>1:50.491</b>	<b>32.432</b>	29.244	<b>48.815</b>	278.4	12:15.670	7	3	1:52.275	32.623	<b>29.058</b>	50.594	282.0	14:07.945	8	3	1:53.540	32.492	29.177	51.871	282.0	16:01.485	9	3	1:50.816	32.654	29.209	48.953	278.4	17:52.301	10	3	1:52.354	32.595	29.175	50.584	279.1	19:44.655	11	3	33:21.319 B	34.524	34.069	...	240.5	53:05.974	12	1	2:33.000	53.495	30.720	1:08.785	272.7	55:38.974	13	1	4:09.318	1:10.294	1:22.594	1:36.430	79.3	59:48.292	14	1	1:58.837	35.398	30.235	53.204	276.9	1:01:47.129	15	1	1:56.506	34.738	29.786	51.982	277.6	1:03:43.635	16	1	1:55.116	34.114	30.031	50.971	275.5	1:05:38.751	17	1	1:54.097	33.776	29.830	50.491	274.8	1:07:32.848	18	1	1:54.129	33.812	29.848	50.469	274.1	1:09:26.977	19	1	1:53.997	33.685	29.834	50.478	274.8	1:11:20.974	20	1	1:54.696	34.008	29.616	51.072	279.1	1:13:15.670	21	1	3:30.523 B	34.827	29.865	2:25.831	278.4	1:16:46.193	22	2	2:11.896	51.263	29.625	51.008	277.6	1:18:58.089	23	2	1:56.023	35.377	29.737	50.909	275.5	1:20:54.112	24	2	1:55.288	34.482	29.550	51.256	277.6	1:22:49.400	25	2	3:20.834 B	34.426	29.531	2:16.877	279.8	1:26:10.234
1	3	2:51.256	1:21.244	34.293	55.719	254.7	2:51.256																																																																																																																																																																																																																					
2	3	1:58.566	35.461	30.508	52.597	268.7	4:49.822																																																																																																																																																																																																																					
3	3	1:53.049	33.224	29.457	50.368	275.5	6:42.871																																																																																																																																																																																																																					
4	3	1:51.516	32.904	29.315	49.297	276.2	8:34.387																																																																																																																																																																																																																					
5	3	1:50.792	32.675	29.148	48.969	279.1	10:25.179																																																																																																																																																																																																																					
6	3	<b>1:50.491</b>	<b>32.432</b>	29.244	<b>48.815</b>	278.4	12:15.670																																																																																																																																																																																																																					
7	3	1:52.275	32.623	<b>29.058</b>	50.594	282.0	14:07.945																																																																																																																																																																																																																					
8	3	1:53.540	32.492	29.177	51.871	282.0	16:01.485																																																																																																																																																																																																																					
9	3	1:50.816	32.654	29.209	48.953	278.4	17:52.301																																																																																																																																																																																																																					
10	3	1:52.354	32.595	29.175	50.584	279.1	19:44.655																																																																																																																																																																																																																					
11	3	33:21.319 B	34.524	34.069	...	240.5	53:05.974																																																																																																																																																																																																																					
12	1	2:33.000	53.495	30.720	1:08.785	272.7	55:38.974																																																																																																																																																																																																																					
13	1	4:09.318	1:10.294	1:22.594	1:36.430	79.3	59:48.292																																																																																																																																																																																																																					
14	1	1:58.837	35.398	30.235	53.204	276.9	1:01:47.129																																																																																																																																																																																																																					
15	1	1:56.506	34.738	29.786	51.982	277.6	1:03:43.635																																																																																																																																																																																																																					
16	1	1:55.116	34.114	30.031	50.971	275.5	1:05:38.751																																																																																																																																																																																																																					
17	1	1:54.097	33.776	29.830	50.491	274.8	1:07:32.848																																																																																																																																																																																																																					
18	1	1:54.129	33.812	29.848	50.469	274.1	1:09:26.977																																																																																																																																																																																																																					
19	1	1:53.997	33.685	29.834	50.478	274.8	1:11:20.974																																																																																																																																																																																																																					
20	1	1:54.696	34.008	29.616	51.072	279.1	1:13:15.670																																																																																																																																																																																																																					
21	1	3:30.523 B	34.827	29.865	2:25.831	278.4	1:16:46.193																																																																																																																																																																																																																					
22	2	2:11.896	51.263	29.625	51.008	277.6	1:18:58.089																																																																																																																																																																																																																					
23	2	1:56.023	35.377	29.737	50.909	275.5	1:20:54.112																																																																																																																																																																																																																					
24	2	1:55.288	34.482	29.550	51.256	277.6	1:22:49.400																																																																																																																																																																																																																					
25	2	3:20.834 B	34.426	29.531	2:16.877	279.8	1:26:10.234																																																																																																																																																																																																																					

21	3	10:58.228	7:48.692	1:23.181	1:46.355	78.5	59:27.844													
22	3	2:04.300	40.585	30.844	52.871	266.7	1:01:32.144													
23	3	1:56.096	33.993	30.652	51.451	269.3	1:03:28.240													
24	3	1:56.386	33.831	30.710	51.845	266.7	1:05:24.626													
25	3	1:55.835	33.684	30.651	51.500	268.0	1:07:20.461													
26	3	2:02.697 B	33.958	30.765	57.974	267.3	1:09:23.158													
27	1	8:52.167	7:23.997	32.955	55.215	259.0	1:18:15.325													
28	1	1:58.883	35.206	30.857	52.820	266.7	1:20:14.208													
29	1	2:00.135	35.026	30.999	54.110	266.7	1:22:14.343													
30	1	1:58.787	34.435	31.318	53.034	266.7	1:24:13.130													
31	1	1:59.487	34.906	31.310	53.271	264.7	1:26:12.617													
32	1	2:01.338	34.678	31.290	55.370	264.7	1:28:13.955													
33	1	1:59.107	35.000	31.101	53.006	266.0	1:30:13.062													
21	3	1:56.407	33.863	30.593	51.951	272.0	53:02.860													
22	3	2:03.059 B	33.647	30.435	58.977	275.5	55:05.919													
23	1	6:23.547	4:57.869	31.574	54.104	266.0	1:01:29.466													
24	1	1:57.234	34.278	30.812	52.144	269.3	1:03:26.700													
25	1	~~1:59.960~~	34.092	~~31.845~~	54.023	262.1	1:05:26.660													
26	1	1:56.911	34.142	30.789	51.980	272.7	1:07:23.571													
27	1	1:56.302	33.817	30.624	51.861	270.7	1:09:19.873													
28	1	1:57.367	34.401	30.742	52.224	269.3	1:11:17.240													
29	1	1:56.717	34.083	30.575	52.059	271.4	1:13:13.957													
30	1	2:03.929 B	34.015	30.648	59.266	272.7	1:15:17.886													
31	1	6:38.782	5:12.602	32.030	54.150	265.4	1:21:56.668													
32	1	1:58.964	34.842	30.806	53.316	264.1	1:23:55.632													
33	1	1:56.198	33.995	30.700	51.503	270.7	1:25:51.830													
34	1	1:58.243	33.842	31.148	53.253	268.7	1:27:50.073													
35	1	1:56.278	33.988	30.722	51.568	268.7	1:29:46.351													
36	1	1:56.390	33.641	30.593	52.156	269.3	1:31:42.741													
**86**	GR Racing		Ferrari 296 LMGT3				LMP3													
1. Michael WAINWRIGHT			3. Davide RIGON																	
2. Riccardo PERA																				
1	2	2:34.190 B	1:00.814	33.330	1:00.046	260.9	2:34.190													
2	2	2:12.854	50.323	30.833	51.698	263.4	4:47.044													
3	2	**1:55.613**	**33.565**	30.897	51.151	263.4	6:42.657													
4	2	1:55.703	33.852	30.705	**51.146**	266.7	8:38.360													
5	2	1:58.322	35.948	31.004	51.370	267.3	10:36.682													
6	2	1:55.709	33.672	30.801	51.236	264.7	12:32.391													
7	2	2:02.898 B	34.034	30.902	57.962	266.0	14:35.289													
8	2	5:58.669	4:35.912	30.930	51.827	265.4	20:33.958													
9	2	1:56.609	33.739	30.898	51.972	265.4	22:30.567													
10	2	~~2:59.863~~	~~34.024~~	39.418	1:46.421	78.5	25:30.430													
11	2	2:46.760	1:11.096	43.531	52.133	257.8	28:17.190													
12	2	1:55.955	33.848	30.844	51.263	266.0	30:13.145													
13	2	2:05.818 B	33.867	30.816	1:01.135	266.0	32:18.963													
14	3	4:21.503	2:57.765	31.098	52.640	264.7	36:40.466													
15	3	1:56.584	34.023	30.787	51.774	267.3	38:37.050													
16	3	1:56.222	33.878	30.807	51.537	266.0	40:33.272													
17	3	1:58.776	33.743	30.721	54.312	266.7	42:32.048													
18	3	1:56.956	33.699	30.708	52.549	267.3	44:29.004													
19	3	1:56.412	33.854	**30.630**	51.928	267.3	46:25.416													
20	3	2:04.200 B	34.291	30.756	59.153	269.3	48:29.616													
**97**	Grid Motorsport by TF		Aston Martin Vantage AMR LMGT3				LMP3													
1. Martin BERRY			3. Jonathan ADAM																	
2. Lorcan HANAFIN																				
1	1	3:44.365 B	1:18.009	36.446	1:49.910	232.3	3:44.365													
2	1	2:24.227	55.325	32.683	56.219	266.7	6:08.592													
3	1	1:59.250	35.293	30.751	53.206	268.7	8:07.842													
4	1	1:58.057	34.803	30.631	52.623	268.0	10:05.899													
5	1	1:58.501	34.586	30.664	53.251	267.3	12:04.400													
6	1	1:58.878	35.118	30.780	52.980	267.3	14:03.278													
7	1	1:59.308	34.687	30.844	53.777	266.7	16:02.586													
8	1	1:58.869	34.901	30.825	53.143	268.0	18:01.455													
9	1	1:58.989	34.647	30.776	53.566	266.7	20:00.444													



## European Le Mans Series 4 Hours of Le Castellet Free Practice 2

### Sector Analysis

		Lap under Red Flag		Invalidated Lap		Personal Best		Session Best		B Crossing the pit lane					
Lap	D	Time	Sector 1	Sector 2	Sector 3	T. Spd	Elapsed	Lap	D	Time	Sector 1	Sector 2	Sector 3	T. Spd	Elapsed
10	1	2:04.087	36.171	31.464	56.452	266.7	22:04.531								
11	1	5:15.439 <b>B</b>	34.974	30.808	4:09.657	266.7	27:19.970								
12	3	2:17.339	51.466	31.017	54.856	267.3	29:37.309								
13	3	1:57.536	34.343	30.812	52.381	266.7	31:34.845								
14	3	1:57.203	34.564	30.779	51.860	267.3	33:32.048								
15	3	1:56.263	33.983	30.645	51.635	270.0	35:28.311								
16	3	1:57.699	33.751	30.629	53.319	268.0	37:26.010								
17	3	2:00.267	34.502	30.774	54.991	268.7	39:26.277								
18	3	6:02.145 <b>B</b>	34.124	30.704	4:57.317	268.7	45:28.422								
19	3	2:13.786	50.424	30.996	52.366	266.0	47:42.208								
20	3	1:57.958	34.205	30.827	52.926	268.7	49:40.166								
21	3	1:56.946	34.182	30.722	52.042	266.7	51:37.112								
22	3	1:56.243	33.912	30.676	51.655	267.3	53:33.355								
23	3	5:55.411 <b>B</b>	34.033	30.656	4:50.722	268.7	59:28.766								
24	2	2:17.035	52.173	31.205	53.657	265.4	1:01:45.801								
25	2	2:00.497	35.220	30.656	54.621	271.4	1:03:46.298								
26	2	1:57.165	34.416	30.878	51.871	269.3	1:05:43.463								
27	2	1:56.624	34.114	30.772	51.738	268.0	1:07:40.087								
28	2	3:14.298 <b>B</b>	34.330	30.819	2:09.149	268.7	1:10:54.385								
29	2	2:12.704	49.739	30.963	52.002	264.1	1:13:07.089								
30	2	1:56.950	34.221	30.718	52.011	270.7	1:15:04.039								
31	2	1:56.691	33.777	30.670	52.244	272.0	1:17:00.730								
32	2	1:56.319	34.166	30.516	51.637	272.7	1:18:57.049								
33	2	1:56.631	33.955	30.637	52.039	270.0	1:20:53.680								
34	2	1:57.408	34.300	30.621	52.487	270.7	1:22:51.088								
35	2	1:57.652	34.880	30.792	51.980	268.0	1:24:48.740								
36	2	3:14.247 <b>B</b>	33.917	30.815	2:09.515	266.0	1:28:02.987								
37	1	2:17.709	51.245	31.400	55.064	264.1	1:30:20.696								

