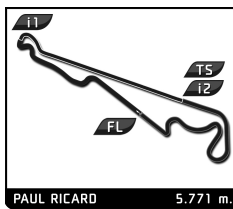


Porsche Carrera Cup France 4 Hours of Le Castellet Free Practice 1

Sector Analysis

— Invalidated Lap ■ Personal Best ■ Session Best B Crossing the pit lane

Lap	Time	Sector 1	Sector 2	Sector 3	Kph	Elapsed	Lap	Time	Sector 1	Sector 2	Sector 3	Kph	Elapsed
2 Benjamin PAQUE BEL													
TFT Racing Porsche 911 GT3 Cup													
1	2:49.557	1:06.208	41.328	1:02.021	120.2	2:49.557	2	2:10.488	37.903	36.148	56.437	159.2	4:46.795
2	2:15.542	38.799	36.011	1:00.732	153.3	5:05.099	3	2:00.196	35.695	30.282	54.219	172.8	6:46.991
3	2:02.865	36.742	30.781	55.342	169.1	7:07.964	4	1:59.531	35.363	30.016	54.152	173.8	8:46.522
4	2:00.680	35.946	30.343	54.391	172.2	9:08.644	5	1:59.095	35.189	30.015	53.891	174.4	10:45.617
5	1:59.802	35.313	30.255	54.234	173.4	11:08.446	6	4:09.018 B	34.815	30.216	3:03.987	83.4	14:54.635
6	6:24.762 B	36.422	30.404	5:17.936	54.0	17:33.208	7	2:16.425	52.355	30.306	53.764	152.3	17:11.060
7	2:17.301	52.192	30.566	54.543	151.3	19:50.509	8	1:58.506	34.870	30.166	53.470	175.3	19:09.566
8	2:01.970	35.313	30.342	56.315	170.3	21:52.479	9	2:05.002	35.176	30.116	59.710	166.2	21:14.568
9	1:59.319	35.287	30.125	53.907	174.1	23:51.798	10	1:57.838	34.684	29.946	53.208	176.3	23:12.406
10	1:59.232	35.059	30.325	53.848	174.2	25:51.030	11	8:32.783 B	38.112	30.005	7:24.666	40.5	31:45.189
11	1:59.077	35.050	30.170	53.857	174.5	27:50.107	12	2:20.930	56.182	30.394	54.354	147.4	34:06.119
12	4:50.635 B	35.070	30.203	3:45.362	71.5	32:40.742	13	2:00.082	35.934	30.367	53.781	173.0	36:06.201
13	2:34.584	1:00.203	37.107	57.274	134.4	35:15.326	14	1:58.284	34.861	29.967	53.456	175.6	38:04.485
14	2:04.618	36.836	31.721	56.061	166.7	37:19.944	15	1:58.045	34.902	29.942	53.201	176.0	40:02.530
15	1:59.012	34.937	30.186	53.889	174.6	39:18.956							
16	1:58.114	34.662	29.976	53.476	175.9	41:17.070							
5 Jordan BOISSON FRA													
TFT Racing Porsche 911 GT3 Cup													
1	3:43.473	1:42.346	50.416	1:10.711	91.2	3:43.473							
2	2:26.039	42.930	39.846	1:03.263	142.3	6:09.512							
3	2:22.737	40.474	35.937	1:06.326	145.6	8:32.249							
4	2:14.416	41.073	32.680	1:00.663	154.6	10:46.665							
5	2:07.514	37.832	31.773	57.909	162.9	12:54.179							
6	2:05.735	37.445	31.054	57.236	165.2	14:59.914							
7	2:06.052	37.432	31.111	57.509	164.8	17:05.966							
8	5:40.747 B	37.193	30.743	4:32.811	61.0	22:46.713							
9	2:24.000	55.720	31.363	56.917	144.3	25:10.713							
10	2:03.291	36.654	30.666	55.971	168.5	27:14.004							
11	2:02.273	36.211	30.484	55.578	169.9	29:16.277							
12	2:12.249	36.767	30.677	1:04.805	157.1	31:28.526							
13	2:29.224	1:02.289	30.819	56.116	139.2	33:57.750							
14	2:03.252	36.305	31.092	55.855	168.6	36:01.002							
7 Jérôme BOULLERY FRA													
Racing Technology Porsche 911 GT3 Cup													
1	3:10.001	1:17.237	47.482	1:05.282	107.2	3:10.001							
2	2:08.809	40.941	31.477	56.391	161.3	5:18.810							
3	2:02.016	36.447	30.433	55.136	170.3	7:20.826							
4	2:01.049	35.753	30.165	55.131	171.6	9:21.875							
5	2:00.670	35.667	30.249	54.754	172.2	11:22.545							
6	2:00.713	35.943	30.346	54.424	172.1	13:23.258							
7	1:59.638	35.018	30.237	54.383	173.7	15:22.896							
8	2:20.165 B	35.583	30.038	1:14.544	148.2	17:43.061							
9	11:57.637	...	30.590	54.360	29.0	29:40.698							
10	2:24.415 B	35.844	30.267	1:18.304	143.9	32:05.113							
11	3:39.267	2:14.528	30.427	54.312	94.8	35:44.380							
12	1:59.470	35.446	30.023	54.001	173.9	37:43.850							
13	1:59.454	35.020	30.298	54.136	173.9	39:43.304							
14	2:00.331	35.218	29.963	55.150	172.7	41:43.635							
11 Alessandro GHIRETTI FRA													
Schumacher CLRT Porsche 911 GT3 Cup													
1	2:36.307	54.000	42.252	1:00.055	130.4	2:36.307							
14 Fernando MONJE ESP													
Martinet by Alméras Porsche 911 GT3 Cup													
1	2:59.582	1:20.016	38.306	1:01.260	113.5	2:59.582							
2	2:11.486	38.853	32.265	1:00.368	158.0	5:11.068							
3	2:03.088	36.862	31.070	55.156	168.8	7:14.156							
4	2:00.776	35.742	30.476	54.558	172.0	9:14.932							
5	2:00.261	35.509	30.471	54.281	172.8	11:15.193							
6	2:00.538	35.772	30.356	54.410	172.4	13:15.731							
7	1:59.853	35.354	30.401	54.098	173.3	15:15.584							
8	2:09.696 B	35.831	30.123	1:03.742	160.2	17:25.280							
9	4:53.508	3:24.417	31.396	57.695	70.8	22:18.788							
10	2:02.952	36.417	31.098	55.437	169.0	24:21.740							
11	1:59.833	35.251	30.421	54.161	173.4	26:21.573							
12	1:59.422	35.069	30.324	54.029	174.0	28:20.995							
13	2:09.600 B	36.945	30.556	1:02.099	160.3	30:30.595							
14	3:56.362	2:30.857	30.672	54.833	87.9	34:26.957							
15	1:59.983	35.209	30.375	54.399	173.2	36:26.940							
16	2:00.011	35.059	30.766	54.186	173.1	38:26.951							
17	1:59.188	35.312	30.141	53.735	174.3	40:26.139							
16 Mathys JAUBERT FRA													
Martinet by Alméras Porsche 911 GT3 Cup													
1	2:42.553	59.824	41.307	1:01.422	125.3	2:42.553							
2	2:15.474	39.437	38.621	57.416	153.4	4:58.027							
3	2:01.462	35.558	30.110	55.794	171.0	6:59.489							
4	1:59.652	35.285	30.153	54.214	173.6	8:59.141							
5	2:03.875	36.196	31.054	56.625	167.7	11:03.016							
6	1:58.929	35.031	30.071	53.827	174.7	13:01.945							
7	1:58.700	34.938	29.991	53.771	175.0	15:00.645							
8	2:08.358 B	35.443	30.804	1:02.111	161.9	17:09.003							
9	4:03.549	2:36.603	30.577	56.369	85.3	21:12.552							
10	2:01.822	35.103	30.152	56.567	170.5	23:14.374							
11	1:58.601	34.925	30.023	53.653	175.2	25:12.975							
12	1:58.424	34.910	30.069	53.445	175.4	27:11.399							
13	2:12.543 B	37.327	31.932	1:03.284	156.7	29:23.942							
14	4:13.493	2:35.768	43.369	54.356	82.0	33:37.435							
15	1:59.419	35.057	29.916	54.446	174.0	35:36.854							
16	1:58.809	34.858	30.255	53.696	174.9	37:35.663							
17	1:58.256	34.729	29.837	53.690	175.7	39:33.919							
18	1:58.188	34.743	29.981	53.464	175.8	41:32.107							

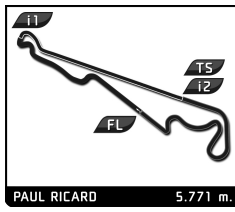


Porsche Carrera Cup France 4 Hours of Le Castellet Free Practice 1

Sector Analysis

— Invalidated Lap ■ Personal Best ■ Session Best B Crossing the pit lane

Lap	Time	Sector 1	Sector 2	Sector 3	Kph	Elapsed	Lap	Time	Sector 1	Sector 2	Sector 3	Kph	Elapsed
17 Victor BERNIER FRA													
Martinet by Alméras Porsche 911 GT3 Cup													
1	2:44.032	1:01.051	40.930	1:02.051	124.2	2:44.032	15	2:32.894	1:06.411	31.596	54.887	135.9	34:35.719
2	<u>2:15.740</u>	39.584	38.247	57.909	153.1	4:59.772	16	2:00.926	35.576	30.710	54.640	171.8	36:36.645
3	2:00.837	35.935	30.528	54.374	171.9	7:00.609	17	2:01.420	35.724	30.537	55.159	171.1	38:38.065
4	2:00.361	35.842	30.298	54.221	172.6	9:00.970	18	2:00.942	35.415	30.527	55.000	171.8	40:39.007
5	1:59.697	35.483	30.047	54.167	173.6	11:00.667							
6	2:02.354	35.786	30.734	55.834	169.8	13:03.021							
7	1:59.997	35.067	30.214	54.716	173.1	15:03.018							
8	<u>2:07.358</u> B	35.043	30.410	1:01.905	163.1	17:10.376							
9	7:20.853	5:43.312	40.057	57.484	47.1	24:31.229							
10	2:10.571	38.577	33.339	58.655	159.1	26:41.800							
11	2:00.491	36.296	30.312	53.883	172.4	28:42.291							
12	1:57.687	34.616	30.121	52.950	176.5	30:39.978							
13	2:29.451	36.220	54.781	58.450	139.0	33:09.429							
14	1:57.690	34.591	29.910	53.189	176.5	35:07.119							
15	1:57.481	34.396	29.912	53.173	176.8	37:04.600							
16	2:12.874B	38.442	30.364	1:04.068	156.4	39:17.474							
21 Marc GUILLOT FRA													
ABM Porsche 911 GT3 Cup													
1	3:07.862	1:12.915	48.265	1:06.682	108.5	3:07.862							
2	2:18.306	41.233	35.780	1:01.293	150.2	5:26.168							
3	2:05.846	37.279	31.582	56.985	165.1	7:32.014							
4	2:04.702	36.656	31.192	56.854	166.6	9:36.716							
5	2:03.008	36.476	30.897	55.635	168.9	11:39.724							
6	2:01.676	36.167	30.560	54.949	170.7	13:41.400							
7	2:00.748	35.536	30.352	54.860	172.1	15:42.148							
8	2:11.663B	35.692	30.654	1:05.317	157.8	17:53.811							
9	4:48.994	3:23.317	30.819	54.858	71.9	22:42.805							
10	2:00.777	35.674	30.505	54.598	172.0	24:43.582							
11	2:00.407	35.509	30.370	54.528	172.5	26:43.989							
12	2:00.465	35.531	30.417	54.517	172.5	28:44.454							
13	2:00.399	35.519	30.339	54.541	172.6	30:44.853							
14	2:39.269	43.821	1:00.229	55.219	130.4	33:24.122							
15	2:00.274	35.391	30.246	54.637	172.7	35:24.396							
16	2:00.031	35.320	30.214	54.497	173.1	37:24.427							
17	2:00.822	35.489	30.367	54.966	172.0	39:25.249							
18	2:00.167	35.582	30.474	54.111	172.9	41:25.416							
22 Kobe PAUWELS BEL													
Speedlover Porsche 911 GT3 Cup													
1	3:39.123	1:45.183	45.882	1:08.058	93.0	3:39.123							
2	2:09.762	39.814	32.812	57.136	160.1	5:48.885							
3	2:02.130	36.356	30.877	54.897	170.1	7:51.015							
4	2:01.365	36.052	30.418	54.895	171.2	9:52.380							
5	2:00.253	35.625	30.389	54.239	172.8	11:52.633							
6	2:00.101	35.616	30.339	54.146	173.0	13:52.734							
7	1:59.499	35.339	30.158	54.002	173.9	15:52.233							
8	2:00.884	35.225	30.256	55.403	171.9	17:53.117							
9	2:13.765B	39.673	30.646	1:03.446	155.3	20:06.882							
10	3:28.842	2:04.040	30.686	54.116	99.5	23:35.724							
11	2:00.504	34.812	31.452	54.240	172.4	25:36.228							
12	1:59.692	35.469	30.277	53.946	173.6	27:35.920							
13	2:00.017	35.251	30.427	54.339	173.1	29:35.937							
14	2:26.888B	35.489	30.588	1:20.811	141.4	32:02.825							
27 Marlon HERNANDEZ FRA													
Martinet-Forestiere Racing Porsche 911 GT3 Cup													
1	2:53.221	1:09.975	41.154	1:02.092	117.6	2:53.221							
2	2:14.940	38.133	37.518	59.289	154.0	5:08.161							
3	2:02.204	36.332	30.720	55.152	170.0	7:10.365							
4	2:00.827	35.847	30.209	54.771	171.9	9:11.192							
5	2:00.796	35.546	30.457	54.793	172.0	11:11.988							
6	2:00.262	35.550	30.216	54.496	172.8	13:12.250							
7	1:59.921	35.391	30.261	54.269	173.2	15:12.171							
8	2:07.577B	35.658	30.176	1:01.743	162.8	17:19.748							
9	6:31.388	4:51.347	43.167	56.874	53.1	23:51.136							
10	2:04.405	37.672	30.820	55.913	167.0	25:55.541							
11	1:59.016	34.963	30.159	53.894	174.6	27:54.557							
12	1:58.286	34.668	30.032	53.586	175.6	29:52.843							
13	2:42.719B	34.796	30.095	1:37.828	127.7	32:35.562							
14	4:07.798	2:42.717	30.502	54.579	83.8	36:43.360							
15	1:58.673	34.853	30.064	53.756	175.1	38:42.033							
16	1:59.262	34.979	30.089	54.194	174.2	40:41.295							
29 Louis ROUSSET FRA													
Martinet-Forestiere Racing Porsche 911 GT3 Cup													
1	2:44.930	1:03.535	40.553	1:00.842	123.5	2:44.930							
2	2:15.539	39.499	37.934	58.106	153.3	5:00.469							
3	<u>2:01.355</u>	35.762	30.739	54.854	171.2	7:01.824							
4	1:59.459	35.443	30.008	54.008	173.9	9:01.283							
5	2:00.536	35.594	30.249	54.693	172.4	11:01.819							
6	<u>1:59.254</u>	35.367	30.005	53.882	174.2	13:01.073							
7	2:00.719	35.151	30.591	54.977	172.1	15:01.792							
8	1:58.861	35.130	30.033	53.698	174.8	17:00.653							
9	2:05.740B	35.388	30.253	1:00.099	165.2	19:06.393							
10	7:24.104	5:57.916	30.765	55.423	46.8	26:30.497							
11	2:00.396	34.990	30.564	54.842	172.6	28:30.893							
12	1:59.055	35.009	30.285	53.761	174.5	30:29.948							
13	2:28.827	34.493	40.460	1:13.874	139.6	32:58.775							
14	<u>2:01.026</u>	35.435	30.448	55.143	171.7	34:59.801							
15	1:58.927	34.675	30.445	53.807	174.7	36:58.728							
16	<u>1:58.593</u>	34.477	30.251	53.865	175.2	38:57.321							
17	1:58.388	34.773	30.039	53.576	175.5	40:55.709							
33 Paul CAUHAUPE FRA													
CLRT Schumacher Porsche 911 GT3 Cup													
1	2:50.892	1:07.477	41.113	1:02.302	119.2	2:50.892							
2	2:16.205	38.619	36.554	1:01.032	152.5	5:07.097							
3	2:01.795	36.102	30.582	55.111	170.6	7:08.892							
4	<u>2:00.333</u>	35.643	30.091	54.599	172.7	9:09.225							
5	1:59.680	35.336	30.079	54.265	173.6	11:08.905							
6	4:55.340B	35.534	30.183	3:49.623	70.3	16:04.245							
7	2:35.648	56.481	35.636	1:03.531	133.5	18:39.893							
8	1:58.864	35.145	30.146	53.573	174.8	20:38.757							
9	1:58.857	35.084	30.121	53.652	174.8	22:37.614							
10	1:58.221	34.808	29.999	53.414	175.7	24:35.835							
11	1:58.049	34.791	29.978	53.280	176.0	26:33.884							



Porsche Carrera Cup France 4 Hours of Le Castellet Free Practice 1

Sector Analysis

— Invalidated Lap ■ Personal Best ■ Session Best B Crossing the pit lane

Lap	Time	Sector 1	Sector 2	Sector 3	Kph	Elapsed	Lap	Time	Sector 1	Sector 2	Sector 3	Kph	Elapsed
12	5:19.079B	34.961	30.566	4:13.552	65.1	31:52.963	11	2:00.968	35.741	30.457	54.770	171.7	23:47.403
13	2:19.386	55.039	30.548	53.799	149.1	34:12.349	12	7:34.441B	35.976	30.766	6:27.699	45.7	31:21.844
14	1:58.765	34.994	30.306	53.465	174.9	36:11.114	13	2:58.662	1:11.616	45.143	1:01.903	116.3	34:20.506
15	1:58.398	34.723	30.178	53.497	175.5	38:09.512	14	2:14.212	39.242	35.496	59.474	154.8	36:34.718
16	2:05.628	37.157	31.095	57.376	165.4	40:15.140	15	2:02.057	35.638	31.057	55.362	170.2	38:36.775
							16	2:01.230	35.706	30.732	54.792	171.4	40:38.005

44 **Cyril CAILLO** FRA
Racing Technology Porsche 911 GT3 Cup

Lap	Time	Sector 1	Sector 2	Sector 3	Kph	Elapsed
1	3:30.842	1:27.767	52.010	1:11.065	96.6	3:30.842
2	2:22.768	41.576	38.659	1:02.533	145.5	5:53.610
3	2:16.403	37.501	36.558	1:02.344	152.3	8:10.013
4	2:06.338	37.832	31.560	56.946	164.4	10:16.351
5	2:03.686	36.653	31.230	55.803	168.0	12:20.037
6	2:03.659	37.470	30.993	55.196	168.0	14:23.696
7	2:02.365	36.168	30.642	55.555	169.8	16:26.061
8	2:05.111	35.926	30.503	58.682	166.1	18:31.172
9	2:24.222B	40.128	31.825	1:12.269	144.1	20:55.394
10	7:40.535	6:11.958	32.705	55.872	45.1	28:35.929
11	2:05.515	37.668	30.581	57.266	165.5	30:41.444
12	2:39.493	36.034	1:07.006	56.453	130.3	33:20.937
13	2:01.932	36.708	30.361	54.863	170.4	35:22.869
14	2:00.667	35.762	30.285	54.620	172.2	37:23.536
15	2:05.979	35.663	33.240	57.076	164.9	39:29.515
16	2:00.582	35.777	30.380	54.425	172.3	41:30.097

66 **Gilles COLOMBANI** FRA
ABM Porsche 911 GT3 Cup

Lap	Time	Sector 1	Sector 2	Sector 3	Kph	Elapsed
1	3:38.667	1:43.976	46.408	1:08.283	93.2	3:38.667
2	2:23.838	43.263	38.871	1:01.704	144.4	6:02.505
3	2:15.940	37.877	37.944	1:00.119	152.8	8:18.445
4	2:06.196	37.224	31.512	57.460	164.6	10:24.641
5	2:04.982	36.864	31.180	56.938	166.2	12:29.623
6	2:03.681	36.683	30.808	56.190	168.0	14:33.304
7	2:03.350	36.450	30.574	56.326	168.4	16:36.654
8	2:04.379	36.463	31.312	56.604	167.0	18:41.033
9	2:21.596B	36.409	31.209	1:13.978	146.7	21:02.629
10	4:00.203	2:32.344	31.778	56.081	86.5	25:02.832
11	2:02.888	36.384	30.972	55.532	169.1	27:05.720
12	2:03.010	36.304	31.190	55.516	168.9	29:08.730
13	2:05.934	36.286	31.071	58.577	165.0	31:14.664
14	2:39.867	1:11.688	32.078	56.101	130.0	33:54.531
15	2:21.663	36.085	49.285	56.293	146.7	36:16.194
16	2:04.400	36.009	32.447	55.944	167.0	38:20.594
17	3:10.533B	45.031	51.890	1:33.612	109.0	41:31.127

67 **Jérémie LESOUDIER** FRA
TFT Racing Porsche 911 GT3 Cup

Lap	Time	Sector 1	Sector 2	Sector 3	Kph	Elapsed
1	3:12.032	1:28.947	40.548	1:02.537	106.1	3:12.032
2	2:12.363	41.659	32.123	58.581	157.0	5:24.395
3	2:04.985	37.210	31.100	56.675	166.2	7:29.380
4	2:08.205	40.941	30.931	56.333	162.0	9:37.585
5	2:03.201	36.620	31.042	55.539	168.6	11:40.786
6	2:01.860	36.136	30.634	55.090	170.5	13:42.646
7	2:01.072	35.770	30.545	54.757	171.6	15:43.718
8	2:01.282	35.864	30.410	55.008	171.3	17:45.000
9	2:00.925	35.461	30.507	54.957	171.8	19:45.925
10	2:00.510	35.557	30.361	54.592	172.4	21:46.435

74 **Florian LATORRE** FRA
ABM Porsche 911 GT3 Cup

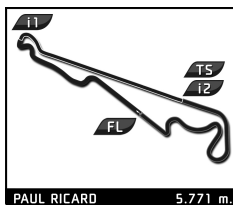
Lap	Time	Sector 1	Sector 2	Sector 3	Kph	Elapsed
1	3:13.287B	1:04.982	50.787	1:17.518	105.4	3:13.287
2	5:20.833B	3:24.719	42.506	1:13.608	64.8	8:34.120
3	2:30.137	1:04.653	30.687	54.797	138.4	11:04.257
4	1:59.849	35.619	30.272	53.958	173.3	13:04.106
5	2:00.877	35.251	30.237	55.389	171.9	15:04.983
6	2:00.739	35.098	30.125	55.516	172.1	17:05.722
7	2:18.241	35.271	30.154	1:12.816	150.3	19:23.963
8	1:59.315	35.039	30.282	53.994	174.1	21:23.278
9	2:01.030	36.546	30.460	54.024	171.7	23:24.308
10	1:58.743	34.965	30.097	53.681	175.0	25:23.051
11	2:07.729B	35.217	30.419	1:02.093	162.7	27:30.780
12	7:14.896	5:37.968	39.131	57.797	47.8	34:45.676
13	2:04.090	36.769	31.606	55.715	167.4	36:49.766
14	1:59.995	35.657	30.322	54.016	173.1	38:49.761
15	1:59.367	35.089	30.055	54.223	174.0	40:49.128

77 **Louis PERROT** FRA
CLRT Schumacher Porsche 911 GT3 Cup

Lap	Time	Sector 1	Sector 2	Sector 3	Kph	Elapsed
1	2:37.828	56.255	41.683	59.890	129.1	2:37.828
2	2:10.331	37.799	35.769	56.763	159.4	4:48.159
3	2:00.204	35.713	30.076	54.415	172.8	6:48.363
4	1:59.058	35.135	29.924	53.999	174.5	8:47.421
5	1:58.409	34.899	29.913	53.597	175.5	10:45.830
6	1:58.979	35.322	29.895	53.762	174.6	12:44.809
7	4:52.422B	35.728	30.275	3:46.419	71.0	17:37.231
8	2:17.089	52.908	30.401	53.780	151.5	19:54.320
9	1:58.842	34.956	30.183	53.703	174.8	21:53.162
10	2:02.279	34.899	30.106	57.274	169.9	23:55.441
11	5:00.228B	35.203	29.984	3:55.041	69.2	28:55.669
12	2:23.511	51.972	30.125	1:01.414	144.8	31:19.180
13	2:33.462	1:08.891	30.377	54.194	135.4	33:52.642
14	1:58.138	34.692	30.051	53.395	175.9	35:50.780
15	1:58.707	34.714	30.460	53.533	175.0	37:49.487
16	1:58.049	34.617	29.871	53.561	176.0	39:47.536
17	2:16.313B	34.828	29.866	1:11.619	152.4	42:03.849

81 **Eric DEBARD** FRA
Debard Automobiles by Racetivity Porsche 911 GT3 Cup

Lap	Time	Sector 1	Sector 2	Sector 3	Kph	Elapsed
1	3:44.980	1:40.505	54.675	1:09.800	90.6	3:44.980
2	2:16.087	42.310	35.063	58.714	152.7	6:01.067
3	2:06.924	37.475	31.914	57.535	163.7	8:07.991
4	2:03.869	36.955	30.997	55.917	167.7	10:11.860
5	2:02.021	36.039	30.845	55.137	170.3	12:13.881
6	2:01.588	35.631	30.708	55.249	170.9	14:15.469
7	2:00.941	35.496	30.517	54.928	171.8	16:16.410
8	7:45.630B	35.830	30.571	6:39.229	44.6	24:02.040
9	2:43.487	1:04.927	40.277	58.283	127.1	26:45.527
10	2:00.647	35.277	30.643	54.727	172.2	28:46.174



Porsche Carrera Cup France 4 Hours of Le Castellet Free Practice 1

Sector Analysis

— Invalidated Lap ■ Personal Best ■ Session Best B Crossing the pit lane

Lap	Time	Sector 1	Sector 2	Sector 3	Kph	Elapsed	Lap	Time	Sector 1	Sector 2	Sector 3	Kph	Elapsed
11	5:15.387 B			3:35.733	65.9	34:01.561	12	2:14.667	39.870	38.708	56.089	154.3	34:55.333
12	2:27.734	59.341	32.058	56.335	140.6	36:29.295	13	2:11.372	41.597	34.847	54.928	158.1	37:06.705
13	2:00.928	35.286	30.630	55.012	171.8	38:30.223	14	1:59.230	35.090	30.337	53.803	174.2	39:05.935
14	2:18.387 B	35.632	30.829	1:11.926	150.1	40:48.610	15	2:00.021	35.234	30.723	54.064	173.1	41:05.956

88		Jean-Philippe GAMBARO		FRA		
		Schumacher CLRT		Porsche 911 GT3 Cup		
1	3:37.522	1:39.332	46.512	1:11.678	93.7	3:37.522
2	2:17.392	39.148	39.348	58.896	151.2	5:54.914
3	2:05.382	37.096	31.706	56.580	165.7	8:00.296
4	2:05.292	36.550	31.356	57.386	165.8	10:05.588
5	2:10.457	36.546	31.117	1:02.794	159.3	12:16.045
6	2:04.065	36.331	31.419	56.315	167.5	14:20.110
7	2:02.653	36.247	30.674	55.732	169.4	16:22.763
8	2:01.886	36.302	30.666	54.918	170.5	18:24.649
9	4:09.429 B	35.699	30.547	3:03.183	83.3	22:34.078
10	2:43.638	54.141	45.993	1:03.504	127.0	25:17.716
11	2:01.840	36.267	30.550	55.023	170.5	27:19.556
12	2:00.714	35.619	30.493	54.602	172.1	29:20.270
13	2:11.377	35.626	30.341	1:05.410	158.1	31:31.647
14	2:30.359	1:03.029	31.870	55.460	138.2	34:02.006
15	2:01.439	35.961	30.688	54.790	171.1	36:03.445
16	2:03.411	35.678	31.904	55.829	168.3	38:06.856
17	2:00.398	35.675	30.157	54.566	172.6	40:07.254

97		Dominique BASTIEN		USA		
		Speedlover		Porsche 911 GT3 Cup		
1	3:48.520	1:52.870	48.168	1:07.482	89.2	3:48.520
2	2:26.557	44.174	41.215	1:01.168	141.8	6:15.077
3	2:17.651	38.824	34.288	1:04.539	150.9	8:32.728
4	2:11.986	41.239	31.857	58.890	157.4	10:44.714
5	2:10.892	40.836	31.430	58.626	158.7	12:55.606
6	2:11.802	38.949	31.853	1:01.000	157.6	15:07.408
7	2:32.797 B	39.713	33.192	1:19.892	136.0	17:40.205
8	4:22.682	2:08.255	32.253	1:42.174	79.1	22:02.887
9	2:13.930	43.069	32.208	58.653	155.1	24:16.817
10	2:08.356	38.384	31.380	58.592	161.9	26:25.173
11	2:08.619	38.294	31.544	58.781	161.5	28:33.792
12	2:10.179	37.957	31.703	1:00.519	159.6	30:43.971
13	2:47.802	42.198	1:04.746	1:00.858	123.8	33:31.773
14	2:08.981	38.126	31.714	59.141	161.1	35:40.754
15	2:07.748	37.475	32.210	58.063	162.6	37:48.502
16	2:37.787 B	40.789	32.479	1:24.519	131.7	40:26.289

99		Marcus AMAND		FRA		
		Schumacher CLRT		Porsche 911 GT3 Cup		
1	4:40.751	2:50.729	46.870	1:03.152	72.6	4:40.751
2	2:10.941	39.493	35.378	56.070	158.7	6:51.692
3	2:03.144	36.269	31.105	55.770	168.7	8:54.836
4	2:00.841	35.850	30.414	54.577	171.9	10:55.677
5	2:00.525	35.465	30.829	54.231	172.4	12:56.202
6	5:21.684 B	35.789	30.623	4:15.272	64.6	18:17.886
7	2:17.751	52.396	30.820	54.535	150.8	20:35.637
8	1:59.543	34.913	30.575	54.055	173.8	22:35.180
9	1:59.533	34.995	30.424	54.114	173.8	24:34.713
10	4:52.243 B	37.014	30.428	3:44.801	71.1	29:26.956
11	3:13.710	58.597	44.416	1:30.697	107.3	32:40.666