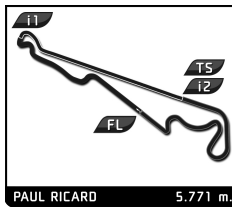


Porsche Carrera Cup France 4 Hours of Le Castellet Race 2

Sector Analysis

— Invalidated Lap ■ Personal Best ■ Session Best B Crossing the pit lane

Lap	Time	Sector 1	Sector 2	Sector 3	Kph	Elapsed	Lap	Time	Sector 1	Sector 2	Sector 3	Kph	Elapsed		
2	Benjamin PAQUE						BEL	11	Alessandro GHIRETTI						FRA
TFT Racing Porsche 911 GT3 Cup							Schumacher CLRT Porsche 911 GT3 Cup								
1	2:03.189	39.329	30.435	53.425	165.4	2:03.189	1	2:02.101	38.398	30.348	53.355	166.9	2:02.101		
2	1:58.972	35.019	30.327	53.626	174.6	4:02.161	2	1:59.058	34.886	30.229	53.943	174.5	4:01.159		
3	2:01.193	35.468	30.559	55.166	171.4	6:03.354	3	1:59.730	36.014	30.221	53.495	173.5	6:00.889		
4	1:58.618	34.644	30.425	53.549	175.1	8:01.972	4	1:58.411	34.490	30.302	53.619	175.5	7:59.300		
5	1:58.366	34.488	30.164	53.714	175.5	10:00.338	5	1:58.277	34.426	30.105	53.746	175.7	9:57.577		
6	1:58.341	34.512	30.374	53.455	175.6	11:58.679	6	1:59.323	34.432	30.079	54.812	174.1	11:56.900		
7	1:58.415	34.411	30.208	53.796	175.4	13:57.094	7	1:59.241	34.598	30.074	54.569	174.2	13:56.141		
8	2:00.662	35.943	30.189	54.530	172.2	15:57.756	8	1:58.905	35.251	30.491	53.163	174.7	15:55.046		
9	1:57.876	34.588	30.171	53.117	176.2	17:55.632	9	1:57.292	34.313	30.003	52.976	177.1	17:52.338		
10	1:58.266	34.383	30.248	53.635	175.7	19:53.898	10	1:57.813	34.433	30.031	53.349	176.3	19:50.151		
11	1:58.146	34.559	30.222	53.365	175.8	21:52.044	11	1:58.160	34.388	29.897	53.875	175.8	21:48.311		
12	1:57.790	34.387	30.289	53.114	176.4	23:49.834	12	1:57.692	34.608	30.163	52.921	176.5	23:46.003		
13	1:57.826	34.373	30.000	53.453	176.3	25:47.660	13	1:57.376	34.415	30.125	52.836	177.0	25:43.379		
14	1:57.551	34.320	30.060	53.171	176.7	27:45.211	14	1:57.379	34.329	30.164	52.886	177.0	27:40.758		
15	1:57.928	34.204	29.981	53.743	176.2	29:43.139	15	1:57.310	34.250	30.089	52.971	177.1	29:38.068		
16	1:57.814	34.359	30.165	53.290	176.3	31:40.953	16	1:57.507	34.426	30.145	52.936	176.8	31:35.575		
5	Jordan BOISSON						FRA	14	Fernando MONJE						ESP
TFT Racing Porsche 911 GT3 Cup							Martinet by Alméras Porsche 911 GT3 Cup								
1	2:11.308	44.878	30.769	55.661	155.2	2:11.308	1	2:08.132	42.710	30.979	54.443	159.0	2:08.132		
2	2:03.167	36.904	30.979	55.284	168.7	4:14.475	2	2:00.322	35.330	30.298	54.694	172.7	4:08.454		
3	2:02.478	35.670	30.974	55.834	169.6	6:16.953	3	2:00.071	35.323	30.221	54.527	173.0	6:08.525		
4	2:03.025	35.590	31.048	56.387	168.9	8:19.978	4	1:59.202	35.221	30.247	53.734	174.3	8:07.727		
5	2:01.561	35.425	31.048	55.088	170.9	10:21.539	5	1:59.159	35.127	30.188	53.844	174.4	10:06.886		
6	2:01.216	35.681	30.663	54.872	171.4	12:22.755	6	1:58.717	34.793	30.193	53.731	175.0	12:05.603		
7	2:00.560	35.346	30.595	54.619	172.3	14:23.315	7	1:58.582	34.718	30.322	53.542	175.2	14:04.185		
8	2:01.032	35.314	30.626	55.092	171.7	16:24.347	8	1:58.822	34.732	30.277	53.813	174.8	16:03.007		
9	2:00.752	35.172	30.685	54.895	172.1	18:25.099	9	1:59.144	34.869	30.209	54.066	174.4	18:02.151		
10	2:01.082	35.137	30.679	55.266	171.6	20:26.181	10	1:59.862	35.018	30.348	54.496	173.3	20:02.013		
11	2:00.921	35.474	30.789	54.658	171.8	22:27.102	11	2:28.231	1:03.833	30.694	53.704	140.2	22:30.244		
12	2:00.769	35.201	30.709	54.859	172.0	24:27.871	12	1:58.914	34.998	30.475	53.441	174.7	24:29.158		
13	2:01.802	35.321	31.053	55.428	170.6	26:29.673	13	1:59.038	34.915	30.341	53.782	174.5	26:28.196		
14	2:00.852	35.234	30.690	54.928	171.9	28:30.525	14	1:59.106	34.625	30.176	54.305	174.4	28:27.302		
15	2:01.531	35.495	30.770	55.266	170.9	30:32.056	15	1:59.621	34.734	30.472	54.415	173.7	30:26.923		
16	2:03.877	35.558	31.069	57.250	167.7	32:35.933	16	1:58.875	34.925	30.334	53.616	174.8	32:25.798		
7	Jérôme BOULLERY						FRA	16	Mathys JAUBERT						FRA
Racing Technology Porsche 911 GT3 Cup							Martinet by Alméras Porsche 911 GT3 Cup								
1	2:07.611	41.993	30.631	54.987	159.7	2:07.611	1	2:02.387	38.785	30.254	53.348	166.5	2:02.387		
2	1:59.882	35.470	30.254	54.158	173.3	4:07.493	2	1:58.694	34.972	30.283	53.439	175.0	4:01.081		
3	2:00.674	35.458	30.160	55.056	172.2	6:08.167	3	1:59.363	35.454	30.428	53.481	174.1	6:00.444		
4	1:58.699	35.091	30.064	53.544	175.0	8:06.866	4	1:58.331	34.625	30.446	53.260	175.6	7:58.775		
5	1:59.189	35.111	30.146	53.932	174.3	10:06.055	5	1:58.349	34.488	30.245	53.616	175.5	9:57.124		
6	1:58.757	34.763	30.134	53.860	174.9	12:04.812	6	1:59.519	34.579	30.243	54.697	173.8	11:56.643		
7	1:58.384	34.819	30.125	53.440	175.5	14:03.196	7	1:59.296	34.582	30.290	54.424	174.2	13:55.939		
8	1:59.457	35.291	30.301	53.865	173.9	16:02.653	8	1:58.071	34.603	30.343	53.125	176.0	15:54.010		
9	1:59.004	34.850	30.495	53.659	174.6	18:01.657	9	1:57.848	34.510	30.184	53.154	176.3	17:51.858		
10	1:58.600	34.821	30.121	53.658	175.2	20:00.257	10	1:57.924	34.461	30.167	53.296	176.2	19:49.782		
11	1:58.495	34.832	30.194	53.469	175.3	21:58.752	11	1:58.777	34.427	30.210	54.140	174.9	21:48.559		
12	1:59.769	35.074	30.125	54.570	173.5	23:58.521	12	1:58.264	34.903	30.150	53.211	175.7	23:46.823		
13	1:59.710	35.525	30.342	53.843	173.5	25:58.231	13	1:57.763	34.418	30.115	53.230	176.4	25:44.586		
14	1:59.230	34.920	30.396	53.914	174.2	27:57.461	14	1:58.013	34.550	30.156	53.307	176.0	27:42.599		
15	1:58.357	34.920	30.059	53.378	175.5	29:55.818	15	1:57.527	34.351	30.109	53.067	176.8	29:40.126		
16	1:59.845	35.219	30.421	54.205	173.4	31:55.663	16	1:57.812	34.395	30.128	53.289	176.3	31:37.938		

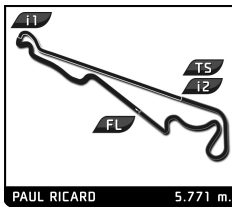


Porsche Carrera Cup France
4 Hours of Le Castellet
Race 2

Sector Analysis

Invalidated Lap Personal Best Session Best Crossing the pit lane

Lap	Time	Sector 1	Sector 2	Sector 3	Kph	Elapsed	Lap	Time	Sector 1	Sector 2	Sector 3	Kph	Elapsed
17 Victor BERNIER FRA Martinet by Almérás Porsche 911 GT3 Cup							10 1:58.828 34.761 30.234 53.833 174.8 19:58.613						
1	2:03.564	39.624	30.355	53.585	164.9	2:03.564	11	1:58.650	34.551	30.439	53.660	175.1	21:57.263
2	1:58.883	34.920	30.295	53.668	174.8	4:02.447	12	2:00.309	34.658	30.330	55.321	172.7	23:57.572
3	2:00.571	35.648	30.692	54.231	172.3	6:03.018	13	2:05.435	36.628	31.237	57.570	165.6	26:03.007
4	1:58.233	34.388	30.486	53.359	175.7	8:01.251	14	2:05.951	36.967	31.121	57.863	164.9	28:08.958
5	1:58.200	34.459	30.169	53.572	175.8	9:59.451	15	2:05.954	37.797	31.208	56.949	164.9	30:14.912
6	1:58.054	34.425	30.327	53.302	176.0	11:57.505	16	2:06.233	38.132	30.945	57.156	164.6	32:21.145
7	1:59.166	34.988	30.424	53.754	174.3	13:56.671	29 Louis ROUSSET FRA Martinet-Forestiere Racing Porsche 911 GT3 Cup						
8	2:00.652	36.334	30.294	54.024	172.2	15:57.323	1	2:05.390	40.801	30.445	54.144	162.5	2:05.390
9	1:57.933	34.339	30.363	53.231	176.2	17:55.256	2	1:59.992	34.867	30.502	54.623	173.1	4:05.382
10	1:57.715	34.254	30.177	53.284	176.5	19:52.971	3	1:58.995	34.965	30.511	53.519	174.6	6:04.377
11	1:58.025	34.416	30.336	53.273	176.0	21:50.996	4	1:58.637	34.667	30.173	53.797	175.1	8:03.014
12	1:58.105	34.409	30.395	53.301	175.9	23:49.101	5	1:58.440	34.651	30.240	53.549	175.4	10:01.454
13	1:57.962	34.435	30.323	53.204	176.1	25:47.063	6	1:58.310	34.540	30.227	53.543	175.6	11:59.764
14	1:57.710	34.253	30.255	53.202	176.5	27:44.773	7	1:58.611	34.554	30.380	53.677	175.2	13:58.375
15	1:57.822	34.241	30.279	53.302	176.3	29:42.595	8	1:59.933	34.861	30.231	54.841	173.2	15:58.308
16	1:57.710	34.343	30.220	53.147	176.5	31:40.305	9	1:58.213	34.614	30.244	53.355	175.7	17:56.521
21 Marc GUILLOT FRA ABM Porsche 911 GT3 Cup							10	1:58.003	34.467	30.200	53.336	176.1	19:54.524
1	2:07.359	42.331	30.367	54.661	160.0	2:07.359	11	1:58.774	34.545	30.099	54.130	174.9	21:53.298
2	1:59.815	35.409	30.341	54.065	173.4	4:07.174	12	1:57.831	34.607	29.983	53.241	176.3	23:51.129
3	2:00.834	35.440	30.420	54.974	171.9	6:08.008	13	1:59.136	34.752	30.155	54.229	174.4	25:50.265
4	2:28.509B	38.402	34.803	1:15.304	139.9	8:36.517	14	1:57.830	34.340	30.104	53.386	176.3	27:48.095
22 Kobe PAUWELS BEL Speedlover Porsche 911 GT3 Cup							15	1:58.343	34.952	30.231	53.160	175.6	29:46.438
1	2:10.367	43.656	31.639	55.072	156.3	2:10.367	16	1:58.950	34.482	30.266	54.202	174.7	31:45.388
2	1:59.985	35.400	30.412	54.173	173.2	4:10.352	33 Paul CAUHAUPE FRA CLRT Schumacher Porsche 911 GT3 Cup						
3	1:59.847	35.435	30.504	53.908	173.4	6:10.199	1	2:04.010	40.014	30.306	53.690	164.3	2:04.010
4	1:58.965	35.046	30.362	53.557	174.6	8:09.164	2	1:58.884	34.804	30.128	53.952	174.8	4:02.894
5	1:58.731	34.920	30.336	53.475	175.0	10:07.895	3	1:59.314	35.166	30.173	53.975	174.1	6:02.208
6	1:58.549	34.781	30.212	53.556	175.2	12:06.444	4	1:58.280	34.560	30.328	53.392	175.6	8:00.488
7	1:58.294	34.613	30.340	53.341	175.6	14:04.738	5	1:58.141	34.567	30.243	53.331	175.9	9:58.629
8	1:58.621	34.729	30.355	53.537	175.1	16:03.359	6	1:58.367	34.495	30.325	53.547	175.5	11:56.996
9	1:59.249	34.930	30.527	53.792	174.2	18:02.608	7	1:59.420	35.205	30.380	53.835	174.0	13:56.416
10	1:59.345	34.896	30.188	54.261	174.1	20:01.953	8	2:00.203	36.306	30.477	53.420	172.8	15:56.619
11	2:00.012	35.870	30.388	53.754	173.1	22:01.965	9	1:57.823	34.489	30.243	53.091	176.3	17:54.442
12	1:59.025	34.813	30.465	53.747	174.5	24:00.990	10	1:59.171	34.425	30.312	54.434	174.3	19:53.613
13	1:59.541	34.968	30.543	54.030	173.8	26:00.531	11	2:04.778B	34.607	30.264	59.907	166.5	21:58.391
14	1:58.483	34.717	30.395	53.371	175.3	27:59.014	12	2:14.234	50.717	30.334	53.183	154.8	24:12.625
15	1:58.082	34.496	30.198	53.388	175.9	29:57.096	13	1:57.836	34.492	30.112	53.232	176.3	26:10.461
16	1:58.757	34.615	30.333	53.809	174.9	31:55.853	14	1:58.639	34.475	30.291	53.873	175.1	28:09.100
27 Marlon HERNANDEZ FRA Martinet-Forestiere Racing Porsche 911 GT3 Cup							15	1:58.337	34.796	30.368	53.173	175.6	30:07.437
1	2:06.114	41.067	30.763	54.284	161.6	2:06.114	16	1:57.933	34.459	30.286	53.188	176.2	32:05.370
2	2:00.092	34.834	30.383	54.875	173.0	4:06.206	44 Cyril CAILLO FRA Racing Technology Porsche 911 GT3 Cup						
3	1:59.988	35.841	30.378	53.769	173.1	6:06.194	1	2:10.848	43.675	31.274	55.899	155.7	2:10.848
4	1:58.937	34.706	30.420	53.811	174.7	8:05.131	2	2:01.613	35.890	30.777	54.946	170.8	4:12.461
5	1:59.375	34.714	30.321	54.340	174.0	10:04.506	3	2:00.551	35.475	30.400	54.676	172.3	6:13.012
6	1:59.184	34.900	30.458	53.826	174.3	12:03.690	4	2:01.911	36.241	30.728	54.942	170.4	8:14.923
7	1:58.797	34.644	30.470	53.683	174.9	14:02.487	5	2:00.630	35.792	30.445	54.393	172.2	10:15.553
8	1:58.690	34.645	30.282	53.763	175.0	16:01.177	6	2:00.230	35.352	30.363	54.515	172.8	12:15.783
9	1:58.608	34.637	30.280	53.691	175.2	17:59.785	7	1:59.979	35.337	30.420	54.222	173.2	14:15.762
							8	1:59.854	35.343	30.483	54.028	173.3	16:15.616
							9	1:59.857	35.559	30.445	53.853	173.3	18:15.473



Porsche Carrera Cup France 4 Hours of Le Castellet Race 2

Sector Analysis

— Invalidated Lap ■ Personal Best ■ Session Best B Crossing the pit lane

Lap	Time	Sector 1	Sector 2	Sector 3	Kph	Elapsed	Lap	Time	Sector 1	Sector 2	Sector 3	Kph	Elapsed
10	2:00.149	35.321	30.803	54.025	172.9	20:15.622	10	1:58.566	34.648	30.382	53.536	175.2	19:56.711
11	2:00.160	35.597	30.503	54.060	172.9	22:15.782	11	1:58.169	34.487	30.199	53.483	175.8	21:54.880
12	2:00.071	35.360	30.434	54.277	173.0	24:15.853	12	1:58.336	34.550	30.233	53.553	175.6	23:53.216
13	2:00.823	35.473	30.977	54.373	172.0	26:16.676	13	1:58.518	34.642	30.222	53.654	175.3	25:51.734
14	1:59.922	35.364	30.574	53.984	173.2	28:16.598	14	1:58.518	34.425	30.389	53.704	175.3	27:50.252
15	1:59.805	35.192	30.670	53.943	173.4	30:16.403	15	1:57.864	34.487	30.152	53.225	176.3	29:48.116
16	2:02.062	36.403	30.864	54.795	170.2	32:18.465	16	1:58.688	34.548	30.277	53.863	175.0	31:46.804

66 Gilles COLOMBANI		FRA					
ABM		Porsche 911 GT3 Cup					
1	2:12.691	45.281	31.432	55.978	153.6	2:12.691	
2	2:02.816	36.268	30.713	55.835	169.2	4:15.507	
3	2:02.515	36.285	30.752	55.478	169.6	6:18.022	
4	2:02.393	36.044	30.840	55.509	169.7	8:20.415	
5	2:01.825	35.819	30.802	55.204	170.5	10:22.240	
6	2:01.346	35.686	30.616	55.044	171.2	12:23.586	
7	2:01.864	35.911	30.830	55.123	170.5	14:25.450	
8	2:01.877	35.776	30.829	55.272	170.5	16:27.327	
9	2:02.259	35.818	31.054	55.387	169.9	18:29.586	
10	2:02.079	36.002	30.832	55.245	170.2	20:31.665	
11	2:02.343	36.235	31.116	54.992	169.8	22:34.008	
12	2:02.435	35.824	31.581	55.030	169.7	24:36.443	
13	2:15.651	35.804	30.960	1:08.887	153.2	26:52.094	
14	2:01.830	35.654	30.894	55.282	170.5	28:53.924	
15	2:03.048	36.221	31.681	55.146	168.8	30:56.972	
16	2:02.474	35.970	31.124	55.380	169.6	32:59.446	

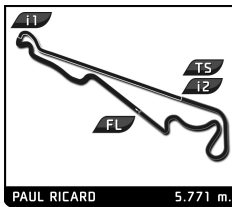
67 Jérémie LESOUDIER		FRA					
TFT Racing		Porsche 911 GT3 Cup					
1	2:09.779	43.458	31.133	55.188	157.0	2:09.779	
2	2:01.530	35.695	30.636	55.199	171.0	4:11.309	
3	2:01.151	35.451	30.855	54.845	171.5	6:12.460	
4	2:00.156	34.363	31.052	54.741	172.9	8:12.616	
5	2:01.380	35.533	30.907	54.940	171.2	10:13.996	
6	2:01.038	35.583	30.831	54.624	171.6	12:15.034	
7	2:01.411	35.527	30.828	55.056	171.1	14:16.445	
8	2:01.305	35.586	30.889	54.830	171.3	16:17.750	
9	2:01.664	35.449	30.982	55.233	170.8	18:19.414	
10	2:01.577	35.652	31.010	54.915	170.9	20:20.991	
11	2:01.498	35.774	30.842	54.882	171.0	22:22.489	
12	2:01.494	35.793	30.843	54.858	171.0	24:23.983	
13	2:01.088	35.309	30.784	54.995	171.6	26:25.071	
14	2:02.593	35.437	30.845	56.311	169.5	28:27.664	
15	2:01.173	35.550	30.610	55.013	171.5	30:28.837	
16	2:03.610	37.230	31.218	55.162	168.1	32:32.447	

74 Florian LATORRE		FRA					
ABM		Porsche 911 GT3 Cup					
1	2:05.792	41.007	30.317	54.468	162.0	2:05.792	
2	1:59.919	34.820	30.188	54.911	173.2	4:05.711	
3	1:59.092	35.031	30.298	53.763	174.5	6:04.803	
4	1:58.355	34.658	30.001	53.696	175.5	8:03.158	
5	1:58.730	34.883	30.107	53.740	175.0	10:01.888	
6	1:58.227	34.582	29.991	53.654	175.7	12:00.115	
7	1:58.478	34.607	30.111	53.760	175.4	13:58.593	
8	2:00.022	34.955	30.139	54.928	173.1	15:58.615	
9	1:59.530	35.675	30.191	53.664	173.8	17:58.145	

77 Louis PERROT		FRA					
CLRT Schumacher		Porsche 911 GT3 Cup					
1	2:09.163	44.010	31.271	53.882	157.8	2:09.163	
2	1:58.678	34.819	30.048	53.811	175.1	4:07.841	
3	1:59.923	35.369	30.185	54.369	173.2	6:07.764	
4	1:58.156	34.748	30.124	53.284	175.8	8:05.920	
5	1:57.951	34.541	29.902	53.508	176.1	10:03.871	
6	1:57.785	34.420	30.156	53.209	176.4	12:01.656	
7	1:57.776	34.317	30.109	53.350	176.4	13:59.432	
8	1:59.276	34.521	30.181	54.574	174.2	15:58.708	
9	1:58.872	35.283	30.115	53.474	174.8	17:57.580	
10	1:57.487	34.264	29.973	53.250	176.8	19:55.067	
11	1:58.012	34.357	29.786	53.869	176.0	21:53.079	
12	1:57.824	34.583	30.045	53.196	176.3	23:50.903	
13	1:58.789	34.584	30.580	53.625	174.9	25:49.692	
14	1:58.017	34.393	30.229	53.395	176.0	27:47.709	
15	1:58.077	34.509	30.239	53.329	175.9	29:45.786	
16	1:58.398	34.644	30.197	53.557	175.5	31:44.184	

81 Eric DEBAR		FRA					
Debard Automobiles by Racetivity		Porsche 911 GT3 Cup					
1	2:09.191	43.020	30.982	55.189	157.7	2:09.191	
2	2:00.765	35.729	30.666	54.370	172.0	4:09.956	
3	2:01.227	36.287	30.510	54.430	171.4	6:11.183	
4	1:59.291	34.971	30.303	54.017	174.2	8:10.474	
5	1:59.657	34.909	30.460	54.288	173.6	10:10.131	
6	2:00.058	34.947	30.843	54.268	173.0	12:10.189	
7	2:00.398	35.590	30.419	54.389	172.6	14:10.587	
8	2:00.654	35.080	31.105	54.469	172.2	16:11.241	
9	2:00.574	35.414	30.791	54.369	172.3	18:11.815	
10	1:59.895	34.843	30.706	54.346	173.3	20:11.710	
11	1:59.273	34.328	30.843	54.102	174.2	22:10.983	
12	2:00.279	35.178	30.590	54.511	172.7	24:11.262	
13	2:00.652	34.988	30.891	54.773	172.2	26:11.914	
14	2:00.019	34.948	30.772	54.299	173.1	28:11.933	
15	2:01.186	35.618	30.532	55.036	171.4	30:13.119	
16	2:00.655	35.038	30.962	54.655	172.2	32:13.774	

88 Jean-Philippe GAMBARO		FRA					
Schumacher CLRT		Porsche 911 GT3 Cup					
1	2:11.496	44.433	31.029	56.034	155.0	2:11.496	
2	2:03.254	36.949	30.723	55.582	168.6	4:14.750	
3	2:02.360	36.436	30.572	55.352	169.8	6:17.110	
4	2:02.513	35.919	30.514	56.080	169.6	8:19.623	
5	2:01.637	35.415	30.924	55.298	170.8	10:21.260	
6	2:01.043	35.428	30.756	54.859	171.6	12:22.303	
7	2:00.238	35.138	30.757	54.343	172.8	14:22.541	
8	2:00.484	35.292	30.586	54.606	172.4	16:23.025	
9	2:00.613	35.177	30.664	54.772	172.3	18:23.638	



Porsche Carrera Cup France 4 Hours of Le Castellet Race 2

Sector Analysis

— Invalidated Lap ■ Personal Best ■ Session Best B Crossing the pit lane

Lap	Time	Sector 1	Sector 2	Sector 3	Kph	Elapsed	Lap	Time	Sector 1	Sector 2	Sector 3	Kph	Elapsed
10	2:00.163	35.144	30.538	54.481	172.9	20:23.801							
11	2:00.254	35.222	30.309	54.723	172.8	22:24.055							
12	2:00.286	35.159	30.369	54.758	172.7	24:24.341							
13	2:01.322	36.492	30.460	54.370	171.2	26:25.663							
14	2:00.337	35.335	30.316	54.686	172.6	28:26.000							
15	2:01.674	35.423	30.440	55.811	170.7	30:27.674							
16	2:07.411	37.938	32.031	57.442	163.1	32:35.085							

97 **Dominique BASTIEN** USA
Speedlover Porsche 911 GT3 Cup

1	2:14.687	45.840	31.963	56.884	151.3	2:14.687							
2	2:04.547	36.751	31.216	56.580	166.8	4:19.234							
3	2:05.470	36.648	31.574	57.248	165.6	6:24.704							
4	2:06.059	36.899	31.367	57.793	164.8	8:30.763							
5	2:06.295	37.004	31.378	57.913	164.5	10:37.058							
6	2:06.276	36.699	31.888	57.689	164.5	12:43.334							
7	2:06.618	36.831	32.037	57.750	164.1	14:49.952							
8	2:06.157	36.872	31.857	57.428	164.7	16:56.109							
9	2:06.439	37.442	31.841	57.156	164.3	19:02.548							
10	2:06.214	36.917	31.810	57.487	164.6	21:08.762							
11	2:05.908	37.022	31.888	56.998	165.0	23:14.670							
12	2:05.642	36.864	31.830	56.948	165.4	25:20.312							
13	2:06.311	36.852	31.789	57.670	164.5	27:26.623							
14	2:06.314	36.996	32.053	57.265	164.5	29:32.937							
15	2:17.305	37.574	33.391	1:06.340	151.3	31:50.242							

99 **Marcus AMAND** FRA
Schumacher CLRT Porsche 911 GT3 Cup

1	2:06.433	41.653	30.332	54.448	161.2	2:06.433							
2	1:59.752	35.109	30.091	54.552	173.5	4:06.185							
3	1:59.627	35.628	30.167	53.832	173.7	6:05.812							
4	1:58.851	34.871	30.307	53.673	174.8	8:04.663							
5	1:59.039	34.796	30.312	53.931	174.5	10:03.702							
6	1:59.241	35.360	30.232	53.649	174.2	12:02.943							
7	1:58.774	34.692	30.229	53.853	174.9	14:01.717							
8	1:59.045	34.869	30.382	53.794	174.5	16:00.762							
9	1:58.720	34.571	30.323	53.826	175.0	17:59.482							
10	1:58.310	34.701	30.032	53.577	175.6	19:57.792							
11	1:58.312	34.616	30.052	53.644	175.6	21:56.104							
12	1:58.402	34.717	30.125	53.560	175.5	23:54.506							
13	1:58.769	34.888	30.225	53.656	174.9	25:53.275							
14	1:58.108	34.591	30.111	53.406	175.9	27:51.383							
15	1:58.352	34.760	29.950	53.642	175.5	29:49.735							
16	1:58.741	34.918	30.116	53.707	175.0	31:48.476							