

European Le Mans Series
4 Hours of Imola
Free Practice 2

Sector Analysis

Lap under Red Flag Invalidated Lap Personal Best Session Best Crossing the pit lane

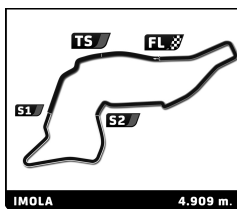
Lap	D	Time	Sector 1	Sector 2	Sector 3	T. Spd	Elapsed	Lap	D	Time	Sector 1	Sector 2	Sector 3	T. Spd	Elapsed
8 Team Virage 1. Julien GERBI 2. Bernardo PINHEIRO Ligier JS P320 - Nissan LMP3								9 Iron Lynx - Proton 1. Jonas RIED 2. Maceo CAPIETTO Oreca 07 - Gibson LMP2							
1	3	2:49.585	1:14.537	40.907	54.141	173.1	2:49.585	1	3	2:16.185	53.908	33.675	48.602	195.3	2:16.185
2	3	1:46.373	23.035	35.053	48.285	242.2	4:35.958	2	3	1:35.763	19.915	31.318	44.530	283.5	3:51.948
3	3	1:41.163	21.446	32.743	46.974	260.2	6:17.121	3	3	1:34.446	19.530	30.902	44.014	283.5	5:26.394
4	3	1:48.854	21.199	32.514	55.141	259.6	8:05.975	4	3	1:35.229	19.560	31.583	44.086	291.1	7:01.623
5	3	1:40.480	21.199	32.558	46.723	262.1	9:46.455	5	3	1:35.407	19.478	31.063	44.866	292.7	8:37.030
6	3	1:40.893	21.426	32.785	46.682	262.8	11:27.348	6	3	4:37.662 B	19.408	31.149	3:47.105	291.9	13:14.692
7	3	1:42.151	21.494	32.985	47.672	270.7	13:09.499	7	3	1:53.291	36.543	32.263	44.485	201.9	15:07.983
8	3	1:40.181	20.972	32.503	46.706	266.0	14:49.680	8	3	1:38.059	19.608	30.109	48.342	290.3	16:46.042
9	3	5:40.986 B	21.041	32.843	4:47.102	266.0	20:30.666	9	3	1:32.284	19.130	29.882	43.272	290.3	18:18.326
10	2	1:59.036	37.205	34.403	47.428	186.2	22:29.702	10	3	1:32.216	19.100	29.956	43.160	290.3	19:50.542
11	2	1:41.657	21.428	33.014	47.215	260.9	24:11.359	11	3	6:17.152 B	19.165	30.081	5:27.906	291.9	26:07.694
12	2	1:44.485	21.473	33.859	49.153	260.9	25:55.844	12	2	1:51.463	36.278	31.091	44.094	201.1	27:59.157
13	2	1:42.141	21.442	33.199	47.500	262.1	27:37.985	13	2	1:33.344	19.419	30.132	43.793	288.0	29:32.501
14	2	1:43.636	21.619	33.599	48.418	262.8	29:21.621	14	2	1:35.157	19.825	30.767	44.565	288.8	31:07.658
15	2	1:45.036	23.927	33.510	47.599	245.5	31:06.657	15	2	1:36.923	20.244	31.014	45.665	287.2	32:44.581
16	2	1:41.865	21.396	33.044	47.425	262.8	32:48.522	16	2	1:35.041	19.300	30.189	45.552	287.2	34:19.622
17	2	8:39.864 B	21.428	33.396	7:45.040	266.7	41:28.386	17	2	1:34.666	19.601	31.443	43.622	287.2	35:54.288
18	2	2:00.837	37.574	34.091	49.172	184.9	43:29.223	18	2	1:32.857	19.297	30.040	43.520	287.2	37:27.145
19	2	1:42.630	21.620	33.323	47.687	260.2	45:11.853	19	2	3:54.194 B	20.379	30.297	3:03.518	287.2	41:21.339
20	2	1:43.312	21.828	34.235	47.249	260.9	46:55.165	20	2	1:52.238	35.491	31.093	46.654	202.2	43:14.577
21	2	1:41.636	21.480	33.053	47.103	260.2	48:36.801	21	2	1:33.177	19.284	30.330	43.563	288.0	44:47.754
22	2	5:09.462 B	21.447	36.553	4:11.462	260.2	53:46.263	22	2	1:34.107	19.293	30.156	44.658	286.5	46:21.861
23	1	2:49.864	58.032	1:00.304	51.528	79.9	56:36.127	23	2	1:33.190	19.361	30.141	43.688	285.0	47:55.051
24	1	1:43.354	21.797	33.650	47.907	256.5	58:19.481	24	2	1:54.571	19.228	31.647	1:03.696	289.5	49:49.622
25	1	1:43.468	21.799	33.958	47.711	256.5	1:00:02.949	25	2	4:00.463	55.139	1:17.470	1:47.854	78.2	53:50.085
26	1	1:42.889	21.596	33.544	47.749	258.4	1:01:45.838	26	2	2:37.025	55.166	57.046	44.813	79.5	56:27.110
27	1	1:42.788	21.553	33.430	47.805	257.8	1:03:28.626	27	2	1:33.205	19.330	30.287	43.588	286.5	58:00.315
28	1	1:43.054	21.537	33.672	47.845	259.0	1:05:11.680	28	2	1:33.435	19.230	30.217	43.988	288.8	59:33.750
29	1	1:42.800	21.605	33.316	47.879	258.4	1:06:54.480	29	2	2:57.305 B	19.195	30.306	2:07.804	290.3	1:02:31.055
30	1	4:43.677 B	21.481	33.456	3:48.740	261.5	1:11:38.157	30	1	1:53.511	36.268	32.401	44.842	199.6	1:04:24.566
31	3	2:01.529	38.304	34.380	48.845	175.3	1:13:39.686	31	1	1:36.497	19.850	31.072	45.575	288.0	1:06:01.063
32	3	1:41.671	21.455	32.974	47.242	261.5	1:15:21.357	32	1	1:35.068	19.975	30.708	44.285	286.5	1:07:36.131
33	3	1:41.679	21.364	33.320	46.995	262.1	1:17:03.036	33	1	1:37.280	19.835	31.532	45.913	288.8	1:09:13.411
34	3	6:15.804 B	21.176	32.977	5:21.651	262.8	1:23:18.840	34	1	1:36.388	20.204	31.736	44.448	289.5	1:10:49.799
35	3	2:07.712	40.719	36.147	50.846	177.9	1:25:26.552	35	1	1:35.072	19.798	30.674	44.600	289.5	1:12:24.871
10 Vector Sport 1. Ryan CULLEN 2. Stéphane RICHELMI Oreca 07 - Gibson LMP2								3. Felipe DRUGOVICH							
1	3	1:57.918	33.953	36.200	47.765	185.9	1:57.918	36	1	1:34.995	20.033	30.677	44.285	289.5	1:13:59.866
2	3	1:40.373	20.824	31.781	47.768	272.0	3:38.291	37	1	1:35.271	19.666	31.092	44.513	291.1	1:15:35.137
3	3	1:36.956	19.185	30.965	46.806	288.0	5:15.247	38	1	1:35.921	19.917	30.784	45.220	291.9	1:17:11.058
4	3	1:33.215	19.037	30.158	44.020	287.2	6:48.462	39	1	5:00.095 B	19.593	32.790	4:07.712	291.1	1:22:11.153
5	3	1:36.423	20.387	31.207	44.829	289.5	8:24.885	40	1	1:59.609	39.160	33.551	46.898	156.5	1:24:10.762
6	3	1:33.564	19.020	30.467	44.077	290.3	9:58.449	41	1	1:37.372	20.554	32.384	44.434	291.1	1:25:48.134





EUROPEAN LE MANS SERIES

4 HOURS OF IMOLA



European Le Mans Series
4 Hours of Imola
Free Practice 2

Sector Analysis

Lap under Red Flag Invalidated Lap Personal Best Session Best Crossing the pit lane

Table with columns: Lap, D, Time, Sector 1, Sector 2, Sector 3, T. Spd, Elapsed. Contains data for drivers 25 and 27.

Table for driver 25: Algarve Pro Racing. Columns: Lap, D, Time, Sector 1, Sector 2, Sector 3, T. Spd, Elapsed.

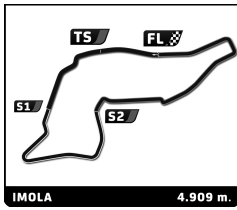
Table for driver 27: Nielsen Racing. Columns: Lap, D, Time, Sector 1, Sector 2, Sector 3, T. Spd, Elapsed.





EUROPEAN **LE MANS**
SERIES

4 HOURS OF
IMOLA



European Le Mans Series

4 Hours of Imola

Free Practice 2

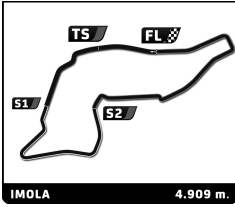
Sector Analysis

4.909 m.

Lap under Red Flag Invalidated Lap Personal Best Session Best B Crossing the pit lane

Lap	D	Time	Sector 1	Sector 2	Sector 3	T. Spd	Elapsed	Lap	D	Time	Sector 1	Sector 2	Sector 3	T. Spd	Elapsed
35		Ultimate					Ligier JS P320 - Nissan	30	1	3:24.126	2:07.436	32.098	44.592	204.5	1:07:58.480
		1. Paul LANCHERE		3. Matthieu LAHAYE			LMP3	31	1	1:35.498	19.413	30.754	45.331	289.5	1:09:33.978
		2. Jean-Baptiste LAHAYE						32	1	1:33.467	19.346	30.453	43.668	288.8	1:11:07.445
1	2	45:54.310	...	38.625	53.906	154.5	45:54.310	33	1	1:33.554	19.250	30.365	43.939	288.8	1:12:40.999
2	2	1:45.013	22.486	34.096	48.431	252.3	47:39.323	34	1	1:34.098	19.395	30.842	43.861	288.0	1:14:15.097
3	2	1:44.802	21.740	34.575	48.487	262.1	49:24.125	35	1	1:34.247	19.526	30.903	43.818	288.8	1:15:49.344
4	2	4:41.189 B	34.546	1:07.195	2:59.448	262.1	54:05.314	36	1	1:33.947	19.339	30.451	44.157	290.3	1:17:23.291
5	2	2:33.985	57.580	47.914	48.491	80.1	56:39.299	37	1	2:45.429	19.315	47.899	1:38.215	288.8	1:20:08.720
6	2	1:44.381	21.883	34.175	48.323	260.2	58:23.680	38	1	3:00.221	55.353	1:08.544	56.324	78.3	1:23:08.941
7	2	1:43.318	21.624	33.312	48.382	263.4	1:00:06.998	39	1	1:35.997	19.759	31.124	45.114	288.8	1:24:44.938
8	2	1:42.447	21.384	33.600	47.463	266.0	1:01:49.445	40	1	1:35.679	19.501	31.598	44.580	288.8	1:26:20.617
9	2	1:42.116	21.432	33.394	47.290	264.7	1:03:31.561	41	1	2:48.194 B	19.713	43.383	1:45.098	288.0	1:29:08.811
10	2	3:44.949 B	21.413	33.134	2:50.402	264.7	1:07:16.510								
11	2	1:57.262	35.497	33.874	47.891	187.5	1:09:13.772								
12	2	1:44.095	21.544	34.319	48.232	262.1	1:10:57.867								
13	2	1:43.017	21.535	33.527	47.955	264.1	1:12:40.884								
14	2	1:42.733	21.411	33.580	47.742	264.7	1:14:23.617								
15	2	3:15.803 B	21.455	33.336	2:21.012	264.1	1:17:39.420								
16	1	3:34.950	50.553	1:07.433	1:36.964	185.9	1:21:14.370								
17	1	2:27.138	54.281	44.200	48.657	80.0	1:23:41.508								
18	1	1:43.996	21.998	33.726	48.272	254.1	1:25:25.504								
37		COOL Racing					Oreca 07 - Gibson								
		1. Lorenzo FLUXA		3. Paul-Loup CHATIN			LMP2	43		Inter Europol Competition					Oreca 07 - Gibson
		2. Malthe JAKOBSEN								1. Sebastian ALVAREZ		3. Tom DILLMANN			LMP2
										2. Vladislav LOMKO					
1	2	1:51.206	30.001	34.246	46.959	182.4	1:51.206	1	3	2:30.617	1:06.230	35.443	48.944	181.2	2:30.617
2	2	1:38.088	20.591	31.279	46.218	272.7	3:29.294	2	3	1:41.436	22.307	32.789	46.340	261.5	4:12.053
3	2	1:35.663	20.674	30.413	44.576	282.0	5:04.957	3	3	1:38.606	20.957	31.489	46.160	285.7	5:50.659
4	2	1:36.682	19.899	30.945	45.838	288.0	6:41.639	4	3	1:34.741	19.168	30.327	45.246	288.8	7:25.400
5	2	1:34.140	19.161	29.961	45.018	288.0	8:15.779	5	3	1:35.898	19.191	29.726	46.981	288.0	9:01.298
6	2	1:39.865	18.959	30.217	50.689	286.5	9:55.644	6	3	1:32.257	19.212	29.652	43.393	288.0	10:33.555
7	2	1:31.949	19.069	29.754	43.126	288.8	11:27.593	7	3	1:35.620	19.089	30.101	46.430	288.8	12:09.175
8	2	1:40.187	20.203	32.391	47.593	289.5	13:07.780	8	3	1:35.540	19.006	30.102	46.432	289.5	13:44.715
9	2	1:35.760	19.008	29.550	47.202	288.0	14:43.540	9	3	1:34.793	19.152	30.769	44.872	288.8	15:19.508
10	2	1:34.350	19.090	29.969	45.291	288.8	16:17.890	10	3	1:37.774	19.597	31.221	46.956	288.8	16:57.282
11	2	1:50.359 B	18.950	30.943	1:00.466	289.5	18:08.249	11	3	1:31.389	18.889	29.644	42.856	288.0	18:28.671
12	3	9:13.444	7:58.022	31.458	43.964	205.3	27:21.693	12	3	1:36.601	19.642	31.394	45.565	288.8	20:05.272
13	3	1:33.069	19.338	30.225	43.506	288.0	28:54.762	13	3	1:31.731	19.028	29.602	43.101	289.5	21:37.003
14	3	1:33.370	19.118	30.227	44.025	288.0	30:28.132	14	3	1:37.840	20.733	32.406	44.701	289.5	23:14.843
15	3	1:34.615	20.833	30.288	43.494	288.0	32:02.747	15	3	5:03.519 B	19.132	29.617	4:14.770	287.2	28:18.362
16	3	1:32.700	19.350	30.168	43.182	288.8	33:35.447	16	2	1:53.352	35.896	32.109	45.347	202.2	30:11.714
17	3	1:33.494	19.180	30.595	43.719	287.2	35:08.941	17	2	1:34.875	19.725	30.506	44.644	288.0	31:46.589
18	3	1:33.073	19.154	30.057	43.862	289.5	36:42.014	18	2	1:34.426	20.113	30.544	43.769	279.1	33:21.015
19	3	1:50.917 B	19.346	31.258	1:00.313	288.0	38:32.931	19	2	1:33.146	19.222	30.205	43.719	289.5	34:54.161
20	3	8:08.724	6:53.622	30.870	44.232	205.7	46:41.655	20	2	1:34.161	19.501	30.235	44.425	289.5	36:28.322
21	3	1:33.168	19.333	30.256	43.579	288.8	48:14.823	21	2	1:32.725	19.301	30.028	43.396	288.0	38:01.047
22	3	1:55.642	19.207	30.993	1:05.442	289.5	50:10.465	22	2	1:33.210	19.320	30.063	43.827	287.2	39:34.257
23	3	3:41.574	54.706	1:08.605	1:38.263	79.7	53:52.039	23	2	1:32.422	19.140	29.943	43.339	288.0	41:06.679
24	3	2:36.726	54.729	56.482	45.515	79.6	56:28.765	24	2	1:32.642	18.998	30.026	43.618	288.8	42:39.321
25	3	1:33.725	19.548	30.459	43.718	288.0	58:02.490	25	2	1:33.872	19.832	30.143	43.897	289.5	44:13.193
26	3	1:32.923	19.316	30.264	43.343	288.8	59:35.413	26	2	1:33.043	19.625	30.186	43.232	289.5	45:46.236
27	3	1:33.504	19.255	30.451	43.798	288.8	1:01:08.917	27	2	1:34.926	19.962	30.626	44.338	291.1	47:21.162
28	3	1:33.989	19.545	30.853	43.591	287.2	1:02:42.906	28	2	1:34.113	20.520	30.177	43.416	274.8	48:55.275
29	3	1:51.448 B	19.096	31.086	1:01.266	288.0	1:04:34.354	29	2	4:53.427 B	19.213	45.148	3:49.066	288.8	53:48.702





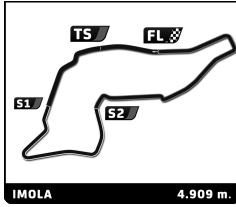
European Le Mans Series 4 Hours of Imola Free Practice 2

Sector Analysis

Lap under Red Flag Invalidated Lap Personal Best Session Best Crossing the pit lane

Lap	D	Time	Sector 1	Sector 2	Sector 3	T. Spd	Elapsed	Lap	D	Time	Sector 1	Sector 2	Sector 3	T. Spd	Elapsed							
13	2	1:45.046	21.897	34.141	49.008	254.1	26:45.528	27	1	1:46.633	21.726	34.617	50.290	257.8	1:02:52.318							
14	2	1:45.124	21.795	34.454	48.875	255.3	28:30.652	28	1	1:45.369	21.901	34.608	48.860	257.1	1:04:37.687							
15	2	1:44.773	21.779	34.282	48.712	253.5	30:15.425	29	1	1:47.654	22.182	35.492	49.980	256.5	1:06:25.341							
16	2	1:44.746	21.849	34.424	48.473	254.1	32:00.171	30	1	1:45.316	22.020	34.122	49.174	257.1	1:08:10.657							
17	2	1:44.451	21.991	34.186	48.274	252.9	33:44.622	31	1	1:45.902	22.046	34.640	49.216	257.1	1:09:56.559							
18	2	1:44.740	21.845	34.437	48.458	254.1	35:29.362	32	1	3:28.660 B	21.894	35.290	2:31.476	257.8	1:13:25.219							
19	2	1:44.556	21.884	34.191	48.481	253.5	37:13.918	33	2	2:01.674	37.255	34.913	49.506	161.2	1:15:26.893							
20	2	1:44.540	21.966	34.388	48.186	253.5	38:58.458	34	2	1:44.949	21.713	34.319	48.917	257.8	1:17:11.842							
21	2	1:44.341	21.847	34.110	48.384	254.7	40:42.799	35	2	2:41.755	21.793	41.562	1:38.400	257.1	1:19:53.597							
22	2	1:45.783	21.996	34.736	49.051	257.1	42:28.582	36	2	3:08.904	55.100	1:08.469	1:05.335	78.9	1:23:02.501							
23	2	1:44.664	21.947	34.137	48.580	255.3	44:13.246	37	2	1:44.895	22.019	34.203	48.673	252.9	1:24:47.396							
24	2	1:44.412	21.792	34.145	48.475	256.5	45:57.658	38	2	1:45.591	22.487	34.325	48.779	255.9	1:26:32.987							
25	2	1:44.610	21.839	34.140	48.631	254.1	47:42.268	<div style="border: 1px solid black; padding: 5px;"> 57 Kessel Racing Ferrari 296 LMGT3 1. Takeshi KIMURA 3. Daniel SERRA 2. Esteban MASSON LMGT3 </div>							1	3	3:28.101	1:58.054	38.198	51.849	177.0	3:28.101
26	2	1:45.685	22.044	34.861	48.780	255.3	49:27.953								2	3	1:47.687	22.199	34.461	51.027	256.5	5:15.788
27	2	3:27.049	40.415	1:08.371	1:38.263	134.3	52:55.002								3	3	1:42.999	21.511	33.626	47.862	258.4	6:58.787
28	2	3:07.815	54.939	1:08.449	1:04.427	78.9	56:02.817								4	3	1:44.911	21.958	34.253	48.700	259.0	8:43.698
29	2	1:45.135	21.998	34.317	48.820	252.3	57:47.952								5	3	1:46.215	21.610	33.657	50.948	257.8	10:29.913
30	2	1:45.091	21.942	34.544	48.605	254.1	59:33.043								6	3	1:44.653	21.514	33.501	49.638	258.4	12:14.566
31	2	1:44.475	21.835	34.379	48.261	254.7	1:01:17.518								7	3	1:45.440	21.630	33.964	49.846	259.0	14:00.006
32	2	1:44.349	21.812	34.119	48.418	254.7	1:03:01.867								8	3	1:43.107	21.428	33.751	47.928	259.6	15:43.113
33	2	14:27.907 B	21.783	34.281	...	254.7	1:17:29.774								9	3	1:42.682	21.475	33.495	47.712	259.6	17:25.795
34	1	4:28.212 B	52.530	1:09.261	2:26.421	144.8	1:21:57.986								10	3	1:42.588	21.463	33.527	47.598	258.4	19:08.383
35	1	2:21.506	47.036	38.534	55.936	77.9	1:24:19.492	11	3	2:53.097 B	21.458	34.130	1:57.509	258.4	22:01.480							
36	1	1:50.356	22.345	35.531	52.480	253.5	1:26:09.848	12	2	1:59.333	36.484	34.607	48.242	180.3	24:00.813							
<div style="border: 1px solid black; padding: 5px;"> 55 Spirit of Race Ferrari 296 LMGT3 1. Duncan CAMERON 3. Matthew GRIFFIN 2. David PEREL LMGT3 </div>								13	2	1:43.180	21.592	33.742	47.846	256.5	25:43.993							
								14	2	1:46.358	21.525	34.680	50.153	257.1	27:30.351							
								15	2	2:00.357 B	21.806	34.333	1:04.218	257.8	29:30.708							
								16	2	1:58.764	36.212	33.829	48.723	179.7	31:29.472							
								17	2	1:43.295	21.841	33.831	47.623	257.1	33:12.767							
								18	2	1:43.511	21.494	34.142	47.875	257.8	34:56.278							
								19	2	1:43.294	21.486	34.144	47.664	258.4	36:39.572							
								20	2	1:43.332	21.518	33.850	47.964	257.1	38:22.904							
								21	2	1:43.534	21.687	33.939	47.908	258.4	40:06.438							
								22	2	1:44.692	21.716	34.759	48.217	260.2	41:51.130							
23	2	1:43.816	21.492	34.406	47.918	259.6	43:34.946															
24	2	1:43.626	21.498	34.217	47.911	257.1	45:18.572															
25	2	1:43.194	21.467	33.908	47.819	257.1	47:01.766															
26	2	1:42.990	21.448	33.853	47.689	257.1	48:44.756															
27	2	2:43.036	22.038	42.815	1:38.183	257.8	51:27.792															
28	2	3:41.647	54.998	1:08.404	1:38.245	79.1	55:09.439															
29	2	3:26.468 B	38.915	34.136	2:13.417	79.2	58:35.907															
30	1	2:08.571	40.770	37.386	50.415	136.9	1:00:44.478															
31	1	1:49.894	22.848	37.485	49.561	255.9	1:02:34.372															
32	1	1:45.626	22.312	34.448	48.866	255.3	1:04:19.998															
33	1	1:44.916	21.898	33.927	49.091	255.9	1:06:04.914															
34	1	1:45.466	21.910	34.086	49.470	255.9	1:07:50.380															
35	1	1:45.999	21.994	34.458	49.547	256.5	1:09:36.379															
36	1	1:45.070	21.898	34.498	48.674	257.8	1:11:21.449															
37	1	2:40.011 B	22.123	34.599	1:43.289	257.8	1:14:01.460															
38	1	2:11.416	40.260	38.137	53.019	141.7	1:16:12.876															



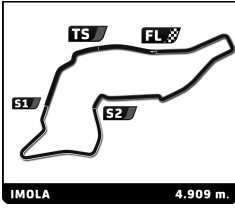


European Le Mans Series 4 Hours of Imola Free Practice 2 Sector Analysis

Lap under Red Flag Invalidated Lap Personal Best Session Best Crossing the pit lane

Lap	D	Time	Sector 1	Sector 2	Sector 3	T. Spd	Elapsed	Lap	D	Time	Sector 1	Sector 2	Sector 3	T. Spd	Elapsed
39	1	1:47.784	22.376	34.885	50.523	257.8	1:18:00.660	3	2	1:44.205	21.874	34.115	48.216	252.3	6:05.918
40	1	3:39.398	52.109	1:08.598	1:38.691	79.0	1:21:40.058	4	2	1:43.751	21.830	34.037	47.884	254.1	7:49.669
41	1	2:20.938	54.195	37.077	49.666	79.0	1:24:00.996	5	2	1:43.869	21.905	33.930	48.034	255.3	9:33.538
42	1	1:45.245	22.139	34.065	49.041	254.1	1:25:46.241	6	2	1:53.087	21.726	40.549	50.812	254.7	11:26.625
59 Racing Spirit of Leman								Aston Martin Vantage AMR LMGT3							
1.Derek DEBOER								3.Valentin HASSE CLOT							
2.Casper STEVENSON								LMGT3							
1	3	2:25.512	45.251	40.195	1:00.066	113.2	2:25.512	10	2	1:43.746	21.678	33.889	48.179	255.9	19:45.012
2	3	1:54.754	25.215	37.192	52.347	191.2	4:20.266	11	2	1:43.162	21.644	33.841	47.677	255.3	21:28.174
3	3	1:43.978	21.882	33.885	48.211	252.3	6:04.244	12	2	1:44.377	21.635	34.278	48.644	254.7	23:12.551
4	3	1:43.413	21.810	33.616	47.987	252.3	7:47.657	13	2	1:43.737	21.647	33.861	48.229	254.7	24:56.288
5	3	1:43.000	21.613	33.496	47.891	255.3	9:30.657	14	2	3:47.844 B	22.128	34.565	2:51.151	255.9	28:44.132
6	3	1:42.904	21.544	33.667	47.693	255.9	11:13.561	15	1	2:14.043	41.695	38.605	53.743	165.1	30:58.175
7	3	1:43.838	21.583	34.003	48.252	257.8	12:57.399	16	1	1:55.249	23.702	37.025	54.522	251.2	32:53.424
8	3	1:45.171	21.865	34.876	48.430	260.2	14:42.570	17	1	1:47.870	22.487	35.306	50.077	253.5	34:41.294
9	3	1:44.619	21.764	34.025	48.830	259.0	16:27.189	18	1	1:52.628	23.906	38.047	50.675	253.5	36:33.922
10	3	1:44.088	21.437	34.239	48.412	257.1	18:11.277	19	1	1:47.669	22.494	35.185	49.990	252.3	38:21.591
11	3	1:43.955	21.580	33.823	48.552	256.5	19:55.232	20	1	1:49.994	24.718	35.226	50.050	216.9	40:11.585
12	3	3:59.251 B	21.706	33.947	3:03.598	256.5	23:54.483	21	1	1:47.459	22.569	35.327	49.563	254.1	41:59.044
13	2	2:02.247	37.525	35.469	49.253	180.3	25:56.730	22	1	1:46.668	22.519	34.909	49.240	254.1	43:45.712
14	2	1:45.107	21.817	34.445	48.845	257.8	27:41.837	23	1	1:47.511	22.388	34.702	50.421	255.3	45:33.223
15	2	1:49.039	21.900	35.529	51.610	257.8	29:30.876	24	1	1:46.407	22.385	34.670	49.352	253.5	47:19.630
16	2	1:45.365	21.680	34.320	49.365	258.4	31:16.241	25	1	8:14.592 B	22.366	35.007	7:17.219	253.5	55:34.222
17	2	1:46.399	21.858	35.930	48.611	260.9	33:02.640	26	1	2:11.084	40.015	37.305	53.764	164.6	57:45.306
18	2	1:44.529	21.916	34.221	48.392	259.6	34:47.169	27	1	1:49.742	23.546	36.589	49.607	235.3	59:35.048
19	2	1:47.959	21.877	37.545	48.537	257.1	36:35.128	28	1	1:51.559	23.043	35.362	53.154	255.9	1:01:26.607
20	2	1:46.538	21.689	35.030	49.819	257.8	38:21.666	29	1	4:36.994 B	22.529	35.408	3:39.057	253.5	1:06:03.601
21	2	1:44.322	21.734	34.105	48.483	257.8	40:05.988	30	3	2:01.322	36.783	34.200	50.339	167.2	1:08:04.923
22	2	1:47.355	21.894	34.549	50.912	258.4	41:53.343	31	3	1:46.353	21.624	33.978	50.751	255.9	1:09:51.276
23	2	1:45.190	21.696	34.152	49.342	259.0	43:38.533	32	3	1:44.846	21.623	34.550	48.673	256.5	1:11:36.122
24	2	1:44.196	21.637	34.077	48.482	259.6	45:22.729	33	3	1:44.106	22.277	33.681	48.148	256.5	1:13:20.228
25	2	1:44.100	21.687	33.990	48.423	257.1	47:06.829	34	3	1:42.683	21.497	33.676	47.510	259.0	1:15:02.911
26	2	3:12.182 B	21.716	34.566	2:15.900	257.8	50:19.011	35	3	1:43.298	21.566	33.686	48.046	259.6	1:16:46.209
27	1	3:47.569	59.813	1:08.798	1:38.958	78.8	54:06.580	36	3	5:18.518 B	21.700	34.015	4:22.803	258.4	1:22:04.727
28	1	2:36.487	55.160	50.244	51.083	78.9	56:43.067	37	2	2:11.721	43.665	36.181	51.875	79.6	1:24:16.448
29	1	1:46.551	22.523	34.748	49.280	254.1	58:29.618	38	2	1:45.546	21.820	34.194	49.532	255.9	1:26:01.994
30	1	1:45.688	22.127	34.469	49.092	255.3	1:00:15.306	63 Iron Lynx							
31	1	1:44.903	21.940	34.174	48.789	256.5	1:02:00.209	1.Hiroshi HAMAGUCHI							
32	1	1:46.390	22.092	34.640	49.658	258.4	1:03:46.599	3.Andrea CALDARELLI							
33	1	1:44.407	21.689	34.151	48.567	257.1	1:05:31.006	LMGT3							
34	1	1:53.248	22.177	35.900	55.171	259.6	1:07:24.254	2.Axcil JEFFERIES							
35	1	1:45.449	22.063	34.421	48.965	256.5	1:09:09.703	1	2	3:41.316 B	1:16.164	37.582	1:47.570	163.6	3:41.316
36	1	1:44.329	21.828	33.966	48.535	256.5	1:10:54.032	2	2	2:03.849	37.620	35.612	50.617	178.5	5:45.165
37	1	5:27.595 B	21.829	34.128	4:31.638	257.1	1:16:21.627	3	2	1:44.365	21.993	34.184	48.188	254.7	7:29.530
38	2	2:38.663	39.499	37.009	1:22.155	177.6	1:19:00.290	4	2	1:43.906	21.755	33.654	48.497	255.9	9:13.436
39	2	3:38.397	55.968	1:08.106	1:34.323	63.9	1:22:38.687	5	2	1:43.690	21.750	33.997	47.943	256.5	10:57.126
40	2	1:47.382	23.267	34.684	49.431	237.4	1:24:26.069	6	2	1:44.151	21.861	34.081	48.209	259.0	12:41.277
41	2	1:44.716	21.663	34.285	48.768	257.1	1:26:10.785	7	2	1:43.709	21.979	33.665	48.065	255.9	14:24.986
60 Proton Competition								Porsche 911 GT3 R LMGT3							
1.Claudio SCHIAVONI								3.Julien ANDLAUER							
2.Matteo CRESSONI								LMGT3							
1	2	2:35.903	1:09.072	36.513	50.318	159.3	2:35.903	8	2	1:44.020	21.873	33.860	48.287	256.5	16:09.006
2	2	1:45.810	22.376	34.611	48.823	251.7	4:21.713	9	2	1:43.901	21.760	33.976	48.165	257.1	17:52.907
								10	2	1:43.860	21.957	33.759	48.144	255.9	19:36.767
								11	2	1:43.483	21.948	33.597	47.938	255.3	21:20.250
								12	2	1:45.483	21.840	33.953	49.690	255.9	23:05.733
								13	2	1:44.198	21.784	34.003	48.411	255.3	24:49.931
								14	2	1:44.229	21.831	33.893	48.505	255.3	26:34.160





European Le Mans Series

4 Hours of Imola

Free Practice 2

Sector Analysis

Lap under Red Flag Invalidated Lap Personal Best Session Best Crossing the pit lane

Lap	D	Time	Sector 1	Sector 2	Sector 3	T. Spd	Elapsed	Lap	D	Time	Sector 1	Sector 2	Sector 3	T. Spd	Elapsed					
14	2	1:44.101	21.743	34.089	48.269	254.7	28:08.944	16	1	1:46.127	21.908	33.656	50.563	261.5	31:45.229					
15	2	4:38.372 B	21.757	34.184	3:42.431	255.9	32:47.316	17	1	1:44.140	21.668	33.787	48.685	262.1	33:29.369					
16	2	2:06.092	41.085	35.222	49.785	180.6	34:53.408	18	1	1:43.678	21.639	33.863	48.176	260.9	35:13.047					
17	2	4:57.970 B	21.972	34.311	4:01.687	255.3	39:51.378	19	1	1:43.634	21.713	33.672	48.249	261.5	36:56.681					
18	2	2:04.352	37.013	37.122	50.217	181.2	41:55.730	20	1	1:44.462	21.977	34.015	48.470	260.2	38:41.143					
19	2	1:46.083	21.771	35.341	48.971	257.8	43:41.813	21	1	1:44.622	21.517	34.536	48.569	262.8	40:25.765					
20	2	1:43.968	21.628	34.042	48.298	257.1	45:25.781	22	1	1:44.023	21.716	33.752	48.555	263.4	42:09.788					
21	2	1:44.246	21.782	34.217	48.247	255.9	47:10.027	23	1	1:45.855	22.018	34.944	48.893	265.4	43:55.643					
22	2	8:11.710 B	21.759	34.226	7:15.725	256.5	55:21.737	24	1	1:44.261	21.787	33.739	48.735	262.1	45:39.904					
23	1	2:08.967	40.001	38.182	50.784	177.3	57:30.704	25	1	1:43.994	21.718	33.901	48.375	262.1	47:23.898					
24	1	1:45.810	22.267	34.424	49.119	254.1	59:16.514	97 Grid Motorsport by TF <small>Aston Martin Vantage AMR LMGT3</small>												
25	1	1:44.441	21.882	34.164	48.395	255.3	1:01:00.955	1. Martin BERRY LMGT3												
26	1	1:44.217	21.795	33.990	48.432	255.3	1:02:45.172	2. Lorcan HANAFIN												
27	1	1:44.318	21.823	34.334	48.161	255.9	1:04:29.490	1	1	2:20.767	46.356	39.563	54.848	165.6	2:20.767					
28	1	1:43.539	21.707	33.836	47.996	255.3	1:06:13.029	2	1	1:50.186	23.686	35.936	50.564	246.6	4:10.953					
29	1	3:14.977 B	21.793	34.315	2:18.869	254.7	1:09:28.006	3	1	1:46.104	22.427	34.683	48.994	257.8	5:57.057					
30	3	2:02.969	38.402	35.554	49.013	181.5	1:11:30.975	4	1	1:44.944	22.070	34.424	48.450	255.9	7:42.001					
31	3	1:44.105	21.747	34.013	48.345	256.5	1:13:15.080	5	1	1:44.888	22.028	34.401	48.459	255.9	9:26.889					
32	3	1:43.874	21.654	34.199	48.021	256.5	1:14:58.954	6	1	1:45.232	22.019	34.356	48.857	255.9	11:12.121					
33	3	1:43.589	21.658	33.894	48.037	257.8	1:16:42.543	7	1	1:44.866	22.039	34.418	48.409	257.1	12:56.987					
34	3	3:38.023 B	22.211	34.637	2:41.175	259.0	1:20:20.566	8	1	1:46.280	22.147	34.480	49.653	259.0	14:43.267					
35	1	2:58.444	58.277	1:07.764	52.403	79.8	1:23:19.010	9	1	1:45.173	21.870	34.545	48.758	260.9	16:28.440					
36	1	1:46.159	22.256	35.132	48.771	252.9	1:25:05.169	10	1	4:54.817 B	21.915	34.396	3:58.506	259.6	21:23.257					
37	1	1:46.909	21.966	34.926	50.017	255.3	1:26:52.078	11	2	2:06.246	38.061	36.429	51.756	178.8	23:29.503					
86 GR Racing <small>Ferrari 296 LMGT3</small>			1. Michael WAINWRIGHT LMGT3							3. Davide RIGON LMGT3										
2. Riccardo PERA			1 3:06:46.589 B ... 39.251 1:08.661 156.3 1:06:46.589							2 3 8:23.386 6:57.767 35.046 50.573 179.1 1:15:09.975										
3 3 1:45.820 22.565 34.581 48.674 252.9 1:16:55.795			4 3 2:26.276 22.104 34.345 1:29.827 256.5 1:19:22.071							5 3 3:24.936 54.874 1:08.213 1:21.849 79.1 1:22:47.007										
6 3 1:45.526 22.942 34.231 48.353 250.6 1:24:32.533			7 3 1:44.209 21.865 34.151 48.193 255.9 1:26:16.742							8 3 2:50.270 B 21.759 44.431 1:44.080 255.3 1:29:07.012										
88 Inter Europol Competition <small>Ligier JS P320 - Nissan</small>			1. Alexander BUKHANTSOV LMP3							2. Kai ASKEY LMP3										
3. Pedro PERINO			1 2 2:58.855 1:17.335 43.578 57.942 137.4 2:58.855							2 2 2:02.192 27.595 40.464 54.133 168.5 5:01.047										
3 2 1:55.690 26.779 35.993 52.918 186.9 6:56.737			4 2 1:50.906 24.198 36.349 50.359 228.8 8:47.643							5 2 1:45.555 22.510 34.425 48.620 244.3 10:33.198										
6 2 1:42.733 21.553 33.543 47.637 259.6 12:15.931			7 2 1:42.082 21.395 33.177 47.510 264.1 13:58.013							8 2 1:42.007 21.283 32.912 47.812 262.1 15:40.020										
9 2 1:42.445 21.199 32.927 48.319 264.1 17:22.465			10 2 1:40.737 21.127 32.618 46.992 263.4 19:03.202							11 2 1:47.067 23.217 33.924 49.926 262.8 20:50.269										
12 2 3:42.150 B 21.397 33.785 2:46.968 261.5 24:32.419			13 1 1:59.826 36.620 34.638 48.568 186.5 26:32.245							14 1 1:43.669 21.656 33.809 48.204 262.1 28:15.914										
15 1 1:43.188 21.381 33.812 47.995 259.0 29:59.102			16 1 1:45.339 21.910 34.523 48.906 255.9 1:26:25.260							17 1 1:45.215 22.059 34.280 48.976 256.5 1:16:58.245										
18 1 1:45.969 22.381 34.777 48.811 255.9 1:15:12.930							19 3 1:44.949 22.013 34.571 48.365 254.1 1:07:31.159							20 3 3:47.940 B 22.194 35.390 2:50.356 255.3 1:11:19.099						
21 1 2:07.862 40.741 36.878 50.243 174.5 1:13:26.961							22 3 1:44.721 21.726 34.369 48.626 255.9 49:20.642							23 3 8:59.762 B 32.601 1:08.383 7:18.778 255.9 58:20.404						
24 3 2:07.862 40.741 36.878 50.243 174.5 1:13:26.961							25 3 2:07.418 37.088 36.784 53.546 176.8 1:00:27.822							26 3 1:50.943 24.171 36.763 50.009 217.3 1:02:18.765						
27 3 1:44.051 21.651 34.266 48.134 253.5 1:04:02.816							28 3 1:43.394 21.637 33.885 47.872 254.7 1:05:46.210							29 3 1:44.949 22.013 34.571 48.365 254.1 1:07:31.159						
30 3 3:47.940 B 22.194 35.390 2:50.356 255.3 1:11:19.099							31 1 2:07.862 40.741 36.878 50.243 174.5 1:13:26.961							32 1 1:45.969 22.381 34.777 48.811 255.9 1:15:12.930						
33 1 1:45.215 22.059 34.280 48.976 256.5 1:16:58.245							34 1 2:29.864 21.900 34.259 1:33.705 257.1 1:19:28.109							35 1 3:25.149 55.122 1:08.664 1:21.363 78.9 1:22:53.258						
36 1 1:46.663 22.435 34.797 49.431 254.1 1:24:39.921							37 1 1:45.339 21.910 34.523 48.906 255.9 1:26:25.260													

