

Porsche Carrera Cup Benelux

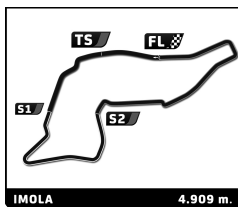
4 Hours of Imola

Free Practice 1

Sector Analysis

— Invalidated Lap ■ Personal Best ■ Session Best B Crossing the pit lane

Lap	Time	Sector 1	Sector 2	Sector 3	Kph	Elapsed	Lap	Time	Sector 1	Sector 2	Sector 3	Kph	Elapsed
3 Ziad GERIS NLD							7 Paul MEIJER NLD						
PG Motorsport Porsche 911 GT3 Cup (992)							Hans Weijss Motorsport Porsche 911 GT3 Cup (992)						
1	2:59.129	1:14.999	45.598	58.532	94.3	2:59.129	1	2:15.291	40.287	40.961	54.043	124.8	2:15.291
2	7:23.712 B	24.404	55.980	6:03.328	39.8	10:22.841	2	8:01.257 B	23.244	36.225	7:01.788	36.7	10:16.548
3	2:17.387	43.379	38.281	55.727	128.6	12:40.228	3	2:09.124	39.374	37.562	52.188	136.9	12:25.672
4	1:52.373	23.233	37.156	51.984	157.3	14:32.601	4	1:48.099	22.975	35.566	49.558	163.5	14:13.771
5	2:26.525	23.459	36.789	1:26.277	120.6	16:59.126	5	1:46.974	22.264	35.073	49.637	165.2	16:00.745
6	2:58.011	53.081	1:08.696	56.234	99.3	19:57.137	6	3:31.742	55.674	1:18.657	1:17.411	83.5	19:32.487
7	1:51.460	23.776	36.673	51.011	158.6	21:48.597	7	1:47.746	22.141	35.134	50.471	164.0	21:20.233
8	1:50.136	22.872	36.516	50.748	160.5	23:38.733	8	1:46.002	22.028	34.982	48.992	166.7	23:06.235
9	1:51.359	23.478	36.779	51.102	158.7	25:30.092	9	1:45.487	21.930	34.849	48.708	167.5	24:51.722
10	1:50.148	22.869	36.369	50.910	160.4	27:20.240	10	4:11.937 B	22.176	35.537	3:14.224	70.1	29:03.659
11	1:49.158	22.556	36.040	50.562	161.9	29:09.398	11	2:17.956	42.132	41.147	54.677	128.1	31:21.615
12	1:49.959	22.762	36.500	50.697	160.7	30:59.357	12	1:46.611	22.141	35.423	49.047	165.8	33:08.226
13	3:40.969 B	22.540	36.444	2:41.985	80.0	34:40.326	13	1:45.240	21.781	34.836	48.623	167.9	34:53.466
14	2:04.656	37.921	36.720	50.015	141.8	36:44.982	14	1:44.610	21.709	34.635	48.266	168.9	36:38.076
15	1:48.032	22.458	35.753	49.821	163.6	38:33.014	15	1:44.881	21.745	34.673	48.463	168.5	38:22.957
16	1:48.307	22.292	35.782	50.233	163.2	40:21.321	16	1:45.106	21.829	34.549	48.728	168.1	40:08.063
4 Jurriaan DE BACK NLD							10 Niels LANGEVELD NLD						
JW Racerservice Porsche 911 GT3 Cup (992)							Q1 Trackracing Porsche 911 GT3 Cup (992)						
1	2:30.298	54.258	41.759	54.281	112.4	2:30.298	1	11:18.361 B	2:23.750	41.095	8:13.516	24.9	11:18.361
2	8:14.228 B	23.116	37.180	7:13.932	35.8	10:44.526	2	2:11.203	38.865	40.391	51.947	134.7	13:29.564
3	2:06.172	38.445	36.811	50.916	140.1	12:50.698	3	1:48.943	23.097	35.917	49.929	162.2	15:18.507
4	1:48.737	22.815	36.225	49.697	162.5	14:39.435	4	4:55.555 B	22.437	56.641	3:36.477	59.8	20:14.062
5	2:25.467	22.301	35.882	1:27.284	121.5	17:04.902	5	2:04.150	38.092	36.103	49.955	142.3	22:18.212
6	2:52.400	55.722	1:05.116	51.562	102.5	19:57.302	6	1:46.675	22.169	35.114	49.392	165.7	24:04.887
7	1:48.205	22.762	35.489	49.954	163.3	21:45.507	7	1:46.120	22.100	34.792	49.228	166.5	25:51.007
8	1:47.575	22.551	35.277	49.747	164.3	23:33.082	8	1:46.024	22.311	35.013	48.700	166.7	27:37.031
9	1:46.279	22.100	34.996	49.183	166.3	25:19.361	9	1:45.810	22.118	34.986	48.706	167.0	29:22.841
10	1:46.333	21.932	35.169	49.232	166.2	27:05.694	10	3:52.738 B	22.578	36.423	2:53.737	75.9	33:15.579
11	3:57.957 B	22.976	35.769	2:59.212	74.3	31:03.651	11	2:05.500	37.310	35.368	52.822	140.8	35:21.079
12	2:05.637	40.629	35.656	49.352	140.7	33:09.288	12	1:46.648	22.216	35.633	48.799	165.7	37:07.727
13	1:46.048	22.020	35.161	48.867	166.6	34:55.336	13	1:45.608	22.140	34.852	48.616	167.3	38:53.335
14	1:47.296	22.779	35.337	49.180	164.7	36:42.632	14	1:45.664	21.974	34.583	49.107	167.3	40:38.999
15	1:45.860	22.002	35.003	48.855	166.9	38:28.492							
16	1:46.450	21.923	35.179	49.348	166.0	40:14.942							
5 Domas RAUDONIS LTU							12 Maik ROSENBERG DEU						
Team GP Elite Porsche 911 GT3 Cup (992)							Team GP Elite Porsche 911 GT3 Cup (992)						
1	2:44.782	1:01.730	45.038	58.014	102.5	2:44.782	1	3:16.698 B	1:14.232	44.269	1:18.197	85.9	3:16.698
2	7:29.470 B	26.330	55.852	6:07.288	39.3	10:14.252	2	9:18.417	7:39.272	40.245	58.900	31.6	12:35.115
3	2:12.506	40.943	39.112	52.451	133.4	12:26.758	3	1:51.796	23.335	36.118	52.343	158.1	14:26.911
4	1:48.321	22.698	35.780	49.843	163.1	14:15.079	4	2:20.900	22.801	37.610	1:20.489	125.4	16:47.811
5	2:21.778	27.057	40.955	1:13.766	124.6	16:36.857	5	3:07.796	57.454	1:13.903	56.439	94.1	19:55.607
6	3:10.578	1:01.844	1:07.819	1:00.915	92.7	19:47.435	6	1:51.095	22.978	35.954	52.163	159.1	21:46.702
7	1:46.870	22.237	35.365	49.268	165.4	21:34.305	7	4:14.670 B	22.648	36.048	3:15.974	69.4	26:01.372
8	1:46.412	21.920	35.115	49.377	166.1	23:20.717	8	2:31.532	48.029	42.408	1:01.095	116.6	28:32.904
9	4:34.763 B	21.977	37.840	3:34.946	64.3	27:55.480	9	2:08.156	28.415	43.536	56.205	137.9	30:41.060
10	2:23.968	41.719	41.925	1:00.324	122.8	30:19.448	10	1:48.547	22.665	35.774	50.108	162.8	32:29.607
11	2:03.406	28.371	38.279	56.756	143.2	32:22.854	11	1:46.985	22.279	35.303	49.403	165.2	34:16.592
12	1:48.856	22.464	35.624	50.768	162.3	34:11.710	12	1:46.961	22.332	35.152	49.477	165.2	36:03.553
13	1:47.488	22.282	35.153	50.053	164.4	35:59.198	13	1:47.066	22.290	35.308	49.468	165.1	37:50.619
14	1:45.630	21.938	34.784	48.908	167.3	37:44.828	14	1:46.875	22.405	35.179	49.291	165.4	39:37.494
15	1:45.751	21.612	34.817	49.322	167.1	39:30.579	15	1:47.642	22.117	35.351	50.174	164.2	41:25.136
16	1:45.323	21.705	34.623	48.995	167.8	41:15.902							
17 Dréke JANSSEN NLD													
RedAnt Racing Porsche 911 GT3 Cup (992)													



Porsche Carrera Cup Benelux
4 Hours of Imola
Free Practice 1

Sector Analysis

— Invalidated Lap ■ Personal Best ■ Session Best B Crossing the pit lane

Lap	Time	Sector 1	Sector 2	Sector 3	Kph	Elapsed	Lap	Time	Sector 1	Sector 2	Sector 3	Kph	Elapsed
1	2:36.596	51.674	44.869	1:00.053	107.8	2:36.596	7	1:47.565	22.407	35.093	50.065	164.3	22:06.711
2	3:10.931 B	28.370	51.032	1:51.529	92.6	5:47.527	8	1:46.222	21.917	35.145	49.160	166.4	23:52.933
3	6:40.253	5:11.659	37.566	51.028	44.2	12:27.780	9	6:00.558 B	22.347	35.283	5:02.928	49.0	29:53.491
4	1:52.777	22.460	35.766	54.551	156.7	14:20.557	10	2:01.491	36.953	35.312	49.226	145.5	31:54.982
5	2:14.595	22.622	35.638	1:16.335	131.3	16:35.152	11	1:45.510	21.679	34.926	48.905	167.5	33:40.492
6	3:07.612	1:00.140	1:07.911	59.561	94.2	19:42.764	12	1:45.614	21.827	34.864	48.923	167.3	35:26.106
7	1:46.307	22.006	35.179	49.122	166.2	21:29.071	13	1:49.619	23.216	34.897	51.506	161.2	37:15.725
8	1:45.972	21.648	35.332	48.992	166.8	23:15.043	14	1:45.649	22.485	34.614	48.550	167.3	39:01.374
9	1:46.009	21.969	35.048	48.992	166.7	25:01.052	15	1:44.741	22.012	34.399	48.330	168.7	40:46.115
10	1:46.274	21.964	35.399	48.911	166.3	26:47.326							
11	1:45.573	21.914	34.973	48.686	167.4	28:32.899							
12	2:04.334 B	22.302	35.244	1:06.788	142.1	30:37.233							
13	4:37.717	3:09.330	38.127	50.260	63.6	35:14.950							
14	1:45.693	22.064	35.016	48.613	167.2	37:00.643							
15	1:46.487	22.343	35.222	48.922	166.0	38:47.130							
16	1:45.705	22.035	34.993	48.677	167.2	40:32.835							

21 **Sacha NORDEN** NLD
JW Raceservice Porsche 911 GT3 Cup (992)

1	2:19.321	41.672	41.431	56.218	121.2	2:19.321
2	7:55.860 B	24.564	36.728	6:54.568	37.1	10:15.181
3	2:08.629	39.955	37.154	51.520	137.4	12:23.810
4	1:54.419	26.384	37.014	51.021	154.5	14:18.229
5	11:07.749 B	22.287	35.337	...	26.5	25:25.978
6	2:14.816	42.482	37.890	54.444	131.1	27:40.794
7	1:47.685	22.854	35.550	49.281	164.1	29:28.479
8	1:45.347	21.819	34.823	48.705	167.8	31:13.826
9	1:45.432	21.712	35.074	48.646	167.6	32:59.258
10	1:45.881	21.670	34.555	49.656	166.9	34:45.139
11	1:44.903	21.653	34.515	48.735	168.5	36:30.042
12	1:45.920	21.639	35.339	48.942	166.8	38:15.962

22 **Kobe PAUWELS** BEL
D'leteren Luxury Performance Porsche 911 GT3 Cup (992)

1	2:23.215	45.342	42.352	55.521	117.9	2:23.215
2	8:08.502 B	24.088	37.592	7:06.822	36.2	10:31.717
3	3:01.020	1:31.089	36.758	53.173	97.6	13:32.737
4	1:47.816	22.460	35.544	49.812	163.9	15:20.553
5	4:56.450 B	22.562	1:02.142	3:31.746	59.6	20:17.003
6	2:08.749	39.632	37.858	51.259	137.3	22:25.752
7	1:48.114	22.880	35.668	49.566	163.5	24:13.866
8	1:46.558	22.010	35.198	49.350	165.8	26:00.424
9	1:45.939	21.930	35.091	48.918	166.8	27:46.363
10	1:45.823	21.903	34.796	49.124	167.0	29:32.186
11	1:45.651	21.879	34.718	49.054	167.3	31:17.837
12	1:45.505	21.852	34.764	48.889	167.5	33:03.342
13	5:56.693 B	21.816	34.869	5:00.008	49.5	39:00.035
14	2:06.367	41.864	35.410	49.093	139.8	41:06.402

32 **Robin KNUTSSON** SWE
NGT Racing Porsche 911 GT3 Cup (992)

1	2:46.064	1:11.886	39.160	55.018	101.7	2:46.064
2	7:46.886 B	24.228	54.096	6:28.562	37.9	10:32.950
3	2:12.618	40.995	39.902	51.721	133.3	12:45.568
4	1:47.275	22.367	35.522	49.386	164.7	14:32.843
5	2:45.086 B	22.408	36.160	1:46.518	107.0	17:17.929
6	3:01.217	1:23.974	46.612	50.631	97.5	20:19.146

34 **Dirk SCHOUTEN** NLD
Q1 Trackracing Porsche 911 GT3 Cup (992)

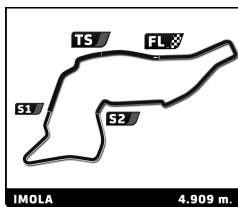
1	2:20.315	41.231	42.479	56.605	120.4	2:20.315
2	8:13.944 B	24.528	37.628	7:11.788	35.8	10:34.259
3	3:07.527	1:37.425	37.819	52.283	94.2	13:41.786
4	1:50.394	23.429	36.231	50.734	160.1	15:32.180
5	3:03.859	23.031	1:03.421	1:37.407	96.1	18:36.039
6	2:09.044	42.042	36.597	50.405	136.9	20:45.083
7	1:48.681	22.872	35.834	49.975	162.6	22:33.764
8	1:47.147	22.541	35.361	49.245	164.9	24:20.911
9	1:46.905	22.596	35.289	49.020	165.3	26:07.816
10	1:46.317	22.197	35.033	49.087	166.2	27:54.133
11	1:46.189	22.262	34.935	48.992	166.4	29:40.322
12	1:45.872	22.183	34.936	48.753	166.9	31:26.194
13	1:46.093	22.334	34.896	48.863	166.6	33:12.287
14	4:02.807 B	22.277	35.347	3:05.183	72.8	37:15.094
15	2:02.238	37.526	35.672	49.040	144.6	39:17.332
16	1:45.800	22.105	34.869	48.826	167.0	41:03.132

39 **Jani KÄKELÄ** FIN
39 Racing Porsche 911 GT3 Cup (992)

1	2:48.981	1:04.925	44.644	59.412	99.9	2:48.981
2	7:37.414 B	25.270	56.788	6:15.356	38.6	10:26.395
3	2:16.055	41.483	40.580	53.992	129.9	12:42.450
4	1:54.956	23.907	38.364	52.685	153.7	14:37.406
5	2:29.066	23.336	37.937	1:27.793	118.6	17:06.472
6	2:54.698	55.580	1:06.158	52.960	101.2	20:01.170
7	1:51.528	23.158	37.007	51.363	158.5	21:52.698
8	1:49.940	23.034	36.249	50.657	160.7	23:42.638
9	1:50.183	23.034	36.158	50.991	160.4	25:32.821
10	1:48.667	22.813	35.734	50.120	162.6	27:21.488
11	4:14.742 B	22.721	37.115	3:14.906	69.4	31:36.230
12	2:06.091	38.676	37.558	49.857	140.2	33:42.321
13	1:48.283	22.665	35.800	49.818	163.2	35:30.604
14	1:47.488	22.522	35.621	49.345	164.4	37:18.092
15	1:48.788	23.083	35.786	49.919	162.4	39:06.880
16	1:47.280	22.205	35.584	49.491	164.7	40:54.160

47 **Alexander REIMANN** EST
EST1 Racing Porsche 911 GT3 Cup (992)

1	12:39.565	...	37.676	53.427	22.2	12:39.565
2	1:48.416	22.638	35.932	49.846	163.0	14:27.981
3	2:10.714	22.251	36.033	1:12.430	135.2	16:38.695
4	3:11.263	1:03.649	1:13.816	53.798	92.4	19:49.958
5	1:47.564	22.157	35.655	49.752	164.3	21:37.522
6	1:48.193	22.704	35.452	50.037	163.3	23:25.715
7	1:47.382	22.506	35.404	49.472	164.6	25:13.097



Porsche Carrera Cup Benelux

4 Hours of Imola

Free Practice 1

Sector Analysis

— Invalidated Lap ■ Personal Best ■ Session Best B Crossing the pit lane

Lap	Time	Sector 1	Sector 2	Sector 3	Kph	Elapsed	Lap	Time	Sector 1	Sector 2	Sector 3	Kph	Elapsed
8	7:45.835 B	22.324	35.431	6:48.080	37.9	32:58.932	11	2:02.913 B	21.845	34.623	1:06.445	143.8	32:15.397
9	2:05.736	39.361	36.422	49.953	140.6	35:04.668	12	6:19.593	4:54.616	35.842	49.135	46.6	38:34.990
10	1:46.697	22.224	35.378	49.095	165.6	36:51.365	13	1:51.744	22.076	35.168	54.500	158.2	40:26.734
11	1:46.442	21.932	35.148	49.362	166.0	38:37.807							
12	1:45.993	21.903	35.020	49.070	166.7	40:23.800							

48 **Thomas KANGRO** EST
Porsche Estonia Porsche 911 GT3 Cup (992)

1	2:45.476	1:08.621	41.689	55.166	102.1	2:45.476
2	7:42.237 B	23.833	47.974	6:30.430	38.2	10:27.713
3	2:09.463	40.451	37.483	51.529	136.5	12:37.176
4	1:52.034	23.416	36.353	52.265	157.7	14:29.210
5	2:17.389	23.106	36.237	1:18.046	128.6	16:46.599
6	3:05.994	57.670	1:13.625	54.699	95.0	19:52.593
7	1:49.719	22.819	35.976	50.924	161.1	21:42.312
8	1:48.616	23.177	35.403	50.036	162.7	23:30.928
9	1:47.365	22.348	35.239	49.778	164.6	25:18.293
10	3:52.885 B	23.431	35.684	2:53.770	75.9	29:11.178
11	2:20.553	45.335	42.524	52.694	125.7	31:31.731
12	1:50.884	22.905	36.772	51.207	159.4	33:22.615
13	1:47.350	22.744	35.138	49.468	164.6	35:09.965
14	1:46.356	22.345	35.003	49.008	166.2	36:56.321
15	1:46.691	22.252	35.065	49.374	165.6	38:43.012
16	1:46.820	22.615	35.155	49.050	165.4	40:29.832

65 **Sam JONGEJAN** NLD
Team RaceArt Porsche 911 GT3 Cup (992)

1	2:43.290 B	48.546	42.464	1:12.280	103.4	2:43.290
2	7:36.804 B	49.456	1:07.119	5:40.229	38.7	10:20.094
3	2:11.124	41.800	37.533	51.791	134.8	12:31.218
4	1:48.232	22.440	35.617	50.175	163.3	14:19.450
5	2:04.283	22.307	35.423	1:06.553	142.2	16:23.733
6	3:13.134	54.139	1:07.395	1:11.600	91.5	19:36.867
7	1:47.228	22.279	35.331	49.618	164.8	21:24.095
8	1:46.361	22.126	35.033	49.202	166.2	23:10.456
9	1:46.462	21.989	35.143	49.330	166.0	24:56.918
10	1:55.524	24.274	39.219	52.031	153.0	26:52.442
11	1:45.804	21.777	34.740	49.287	167.0	28:38.246
12	1:46.266	22.189	34.953	49.124	166.3	30:24.512
13	1:46.551	22.236	35.004	49.311	165.9	32:11.063
14	1:45.544	21.876	34.817	48.851	167.4	33:56.607
15	3:11.270 B	22.222	37.779	2:11.269	92.4	37:07.877
16	2:05.352	37.306	36.528	51.518	141.0	39:13.229
17	1:45.456	22.064	34.735	48.657	167.6	40:58.685

69 **Kalle ROVANPERÄ** FIN
RedAnt Racing Porsche 911 GT3 Cup (992)

1	2:21.619	43.330	41.824	56.465	119.2	2:21.619
2	3:04.145 B	24.052	37.823	2:02.270	96.0	5:25.764
3	6:46.596	5:20.054	36.446	50.096	43.5	12:12.360
4	1:47.696	22.529	35.448	49.719	164.1	14:00.056
5	1:49.948	22.280	35.280	52.388	160.7	15:50.004
6	3:58.427 B	55.258	1:12.435	1:50.734	74.1	19:48.431
7	5:05.255	3:31.818	39.080	54.357	57.9	24:53.686
8	1:48.495	23.035	35.921	49.539	162.9	26:42.181
9	1:45.621	22.098	34.726	48.797	167.3	28:27.802
10	1:44.682	21.848	34.478	48.356	168.8	30:12.484

77 **Jules GROUWELS** NLD
Team RaceArt Porsche 911 GT3 Cup (992)

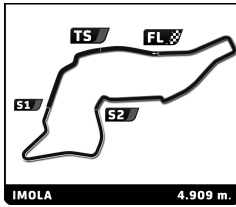
1	3:00.417 B	59.512	45.288	1:15.617	93.6	3:00.417
2	7:20.798 B	1:04.143	52.597	5:24.058	40.1	10:21.215
3	2:12.032	42.151	38.003	51.878	133.8	12:33.247
4	1:49.208	22.878	35.757	50.573	161.8	14:22.455
5	2:13.019	22.572	36.061	1:14.386	132.9	16:35.474
6	3:09.111	1:00.664	1:07.842	1:00.605	93.4	19:44.585
7	1:48.626	22.363	36.087	50.176	162.7	21:33.211
8	1:48.442	22.079	36.701	49.662	163.0	23:21.653
9	1:47.779	21.881	35.490	50.408	164.0	25:09.432
10	1:47.558	22.429	35.457	49.672	164.3	26:56.990
11	1:47.062	22.208	35.287	49.567	165.1	28:44.052
12	1:47.087	22.008	35.294	49.785	165.0	30:31.139
13	1:46.572	22.146	35.174	49.252	165.8	32:17.711
14	1:50.463	22.239	35.575	52.649	160.0	34:08.174
15	2:09.625	26.344	44.215	59.066	136.3	36:17.799
16	1:46.405	22.286	35.208	48.911	166.1	38:04.204
17	1:46.005	21.978	34.903	49.124	166.7	39:50.209
18	1:56.161	23.319	37.717	55.125	152.1	41:46.370

92 **Benjamin PAQUE** BEL
D'leteren Luxury Performance Porsche 911 GT3 Cup (992)

1	2:17.802	40.766	42.071	54.965	122.5	2:17.802
2	8:12.368 B	24.857	36.687	7:10.824	35.9	10:30.170
3	2:54.424	1:23.836	37.657	52.931	101.3	13:24.594
4	1:47.307	22.183	35.296	49.828	164.7	15:11.901
5	2:58.086	22.436	58.127	1:37.523	99.2	18:09.987
6	2:19.785	54.056	36.128	49.601	126.4	20:29.772
7	1:46.565	22.068	35.390	49.107	165.8	22:16.337
8	5:30.406 B	22.130	35.556	4:32.720	53.5	27:46.743
9	2:13.615	41.641	38.306	53.668	132.3	30:00.358
10	1:48.931	23.539	35.878	49.514	162.2	31:49.289
11	1:45.005	21.900	34.660	48.445	168.3	33:34.294
12	1:45.537	22.019	34.904	48.614	167.5	35:19.831
13	1:45.102	21.914	34.661	48.527	168.1	37:04.933
14	1:45.717	21.814	34.604	49.299	167.2	38:50.650
15	1:45.090	21.902	34.688	48.500	168.2	40:35.740

98 **Nick HO** NLD
PG Motorsport Porsche 911 GT3 Cup (992)

1	2:39.022	1:04.340	41.189	53.493	106.2	2:39.022
2	7:46.120 B	23.416	46.334	6:36.370	37.9	10:25.142
3	2:07.252	40.018	36.674	50.560	138.9	12:32.394
4	1:53.254	27.131	36.214	49.909	156.0	14:25.648
5	7:21.383 B	22.598	36.024	6:22.761	40.0	21:47.031
6	2:11.513	44.017	37.765	49.731	134.4	23:58.544
7	1:47.235	22.154	35.322	49.759	164.8	25:45.779
8	1:46.222	22.086	35.196	48.940	166.4	27:32.001
9	1:46.491	21.805	35.539	49.147	166.0	29:18.492
10	1:46.454	22.075	35.160	49.219	166.0	31:04.946
11	3:58.611 B	21.929	35.182	3:01.500	74.1	35:03.557
12	2:05.732	38.735	37.158	49.839	140.6	37:09.289



Porsche Carrera Cup Benelux
4 Hours of Imola
Free Practice 1

Sector Analysis

— Invalidated Lap ■ Personal Best ■ Session Best B Crossing the pit lane

Lap	Time	Sector 1	Sector 2	Sector 3	Kph	Elapsed	Lap	Time	Sector 1	Sector 2	Sector 3	Kph	Elapsed
13	1:45.798	21.968	35.102	48.728	167.0	38:55.087							
14	1:45.756	21.892	34.917	48.947	167.1	40:40.843							

121 Valters ZVIEDRIS		LVA											
Q1 Trackracing		Porsche 911 GT3 Cup (992)											
1	2:47.865	1:03.514	44.837	59.514	100.6	2:47.865							
2	7:48.131 B	25.112	55.999	6:27.020	37.8	10:35.996							
3	2:14.211	42.733	38.770	52.708	131.7	12:50.207							
4	1:51.541	23.197	37.652	50.692	158.4	14:41.748							
5	2:33.487	22.822	36.952	1:33.713	115.1	17:15.235							
6	2:54.143	54.498	1:02.646	56.999	101.5	20:09.378							
7	1:51.038	23.582	36.575	50.881	159.2	22:00.416							
8	1:48.755	22.869	35.863	50.023	162.5	23:49.171							
9	1:48.077	22.577	35.912	49.588	163.5	25:37.248							
10	1:49.487	22.638	35.934	50.915	161.4	27:26.735							
11	5:23.431 B	22.817	36.266	4:24.348	54.6	32:50.166							
12	2:07.272	38.900	38.482	49.890	138.9	34:57.438							
13	1:48.161	22.443	35.605	50.113	163.4	36:45.599							
14	1:47.942	22.705	35.642	49.595	163.7	38:33.541							
15	1:48.003	22.362	35.781	49.860	163.6	40:21.544							