

Porsche Carrera Cup Benelux

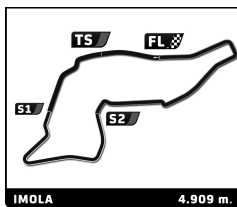
4 Hours of Imola

Qualifying Practice

Sector Analysis

— Invalidated Lap ■ Personal Best ■ Session Best B Crossing the pit lane

Lap	Time	Sector 1	Sector 2	Sector 3	Kph	Elapsed	Lap	Time	Sector 1	Sector 2	Sector 3	Kph	Elapsed																																																																																																																																																																																																																																																																																								
3 Ziad GERIS NLD																																																																																																																																																																																																																																																																																																					
PG Motorsport Porsche 911 GT3 Cup (992)																																																																																																																																																																																																																																																																																																					
1	3:21.470	1:38.976	48.135	54.359	83.8	3:21.470	17	2:04.453	21.846	35.883	1:06.724	142.0	44:55.743																																																																																																																																																																																																																																																																																								
2	1:52.375	22.771	36.305	53.299	157.3	5:13.845	7 Paul MEIJER NLD																																																																																																																																																																																																																																																																																														
3	1:48.479	22.353	35.915	50.211	162.9	7:02.324	Hans Weijs Motorsport Porsche 911 GT3 Cup (992)																																																																																																																																																																																																																																																																																														
4	7:58.906 B	22.570	36.092	7:00.244	36.9	15:01.230	1	2:23.299	44.410	42.531	56.358	117.8	2:23.299																																																																																																																																																																																																																																																																																								
5	2:30.167	48.080	44.167	57.920	117.7	17:31.397	2	1:53.576	25.204	36.878	51.494	155.6	4:16.875																																																																																																																																																																																																																																																																																								
6	1:59.150	24.663	40.672	53.815	148.3	19:30.547	3	1:45.178	21.929	34.683	48.566	168.0	6:02.053																																																																																																																																																																																																																																																																																								
7	2:17.151	22.475	36.270	1:18.406	128.9	21:47.698	4	1:44.874	21.872	34.653	48.349	168.5	7:46.927																																																																																																																																																																																																																																																																																								
8	1:49.241	22.838	35.976	50.427	161.8	23:36.939	5	8:16.593 B	21.637	34.617	7:20.339	35.6	16:03.520																																																																																																																																																																																																																																																																																								
9	1:48.981	22.609	35.981	50.391	162.2	25:25.920	6	2:21.502	46.431	42.481	52.590	124.9	18:25.022																																																																																																																																																																																																																																																																																								
10	3:08.157 B	22.724	39.322	2:06.111	93.9	28:34.077	7	1:50.371	23.730	36.403	50.238	160.1	20:15.393																																																																																																																																																																																																																																																																																								
11	2:05.940	38.291	36.448	51.201	140.3	30:40.017	8	1:47.828	21.913	35.576	50.339	163.9	22:03.221																																																																																																																																																																																																																																																																																								
12	1:48.044	22.317	35.768	49.959	163.6	32:28.061	9	1:44.596	21.632	34.412	48.552	169.0	23:47.817																																																																																																																																																																																																																																																																																								
13	5:08.929 B	23.975	1:04.293	3:40.661	57.2	37:36.990	10	1:44.649	21.907	34.272	48.470	168.9	25:32.466																																																																																																																																																																																																																																																																																								
14	2:07.642	38.978	36.876	51.788	138.5	39:44.632	11	1:53.128	21.739	37.447	53.942	156.2	27:25.594																																																																																																																																																																																																																																																																																								
15	1:47.416	22.250	35.608	49.558	164.5	41:32.048	12	1:45.761	21.638	34.586	49.537	167.1	29:11.355																																																																																																																																																																																																																																																																																								
16	1:47.521	22.213	35.441	49.867	164.4	43:19.569	13	1:44.253	21.648	34.482	48.123	169.5	30:55.608																																																																																																																																																																																																																																																																																								
4 Jurriaan DE BACK NLD																																																																																																																																																																																																																																																																																																					
JW Racerservice Porsche 911 GT3 Cup (992)																																																																																																																																																																																																																																																																																																					
1	2:40.759	52.993	44.434	1:03.332	105.0	2:40.759	10 Niels LANGEVELD NLD																																																																																																																																																																																																																																																																																														
2	2:14.193	22.606	40.043	1:11.544	131.7	4:54.952	Q1 Trackracing Porsche 911 GT3 Cup (992)																																																																																																																																																																																																																																																																																														
3	1:45.562	21.982	34.830	48.750	167.4	6:40.514	1	2:32.414	51.221	43.364	57.829	110.8	2:32.414																																																																																																																																																																																																																																																																																								
4	1:45.585	21.806	34.873	48.906	167.4	8:26.099	2	2:07.229	26.697	39.266	1:01.266	138.9	4:39.643																																																																																																																																																																																																																																																																																								
5	4:58.781 B	21.807	51.629	3:45.345	59.1	13:24.880	3	1:45.903	22.138	34.685	49.080	166.9	6:25.546																																																																																																																																																																																																																																																																																								
6	2:08.997	39.180	35.804	54.013	137.0	15:33.877	4	1:45.320	21.710	34.720	48.890	167.8	8:10.866																																																																																																																																																																																																																																																																																								
7	1:45.562	21.849	34.881	48.832	167.4	17:19.439	5	17:46.067 B	21.726	44.975	...	16.6	25:56.933																																																																																																																																																																																																																																																																																								
8	5:38.948 B	21.980	34.682	4:42.286	52.1	22:58.387	6	2:29.287	42.475	43.419	1:03.393	118.4	28:26.220																																																																																																																																																																																																																																																																																								
9	2:24.937	47.980	42.160	54.797	121.9	25:23.324	7	2:02.134	25.194	39.480	57.460	144.7	30:28.354																																																																																																																																																																																																																																																																																								
10	2:04.143	26.421	43.375	54.347	142.4	27:27.467	8	1:44.926	22.073	34.440	48.413	168.4	32:13.280																																																																																																																																																																																																																																																																																								
11	1:45.678	22.126	34.731	48.821	167.2	29:13.145	9	5:15.382 B	21.695	54.421	3:59.266	56.0	37:28.662																																																																																																																																																																																																																																																																																								
12	1:45.352	21.952	34.572	48.828	167.7	30:58.497	10	2:11.782	38.040	36.456	57.286	134.1	39:40.444																																																																																																																																																																																																																																																																																								
13	8:28.287	21.963	34.746	7:31.578	34.8	39:26.784	11	1:46.127	21.806	34.569	49.752	166.5	41:26.571																																																																																																																																																																																																																																																																																								
14	1:53.495	22.368	35.007	56.120	155.7	41:20.279	12	1:44.544	21.672	34.412	48.460	169.0	43:11.115																																																																																																																																																																																																																																																																																								
15	1:46.618	22.023	35.150	49.445	165.8	43:06.897	13	1:44.670	21.602	34.727	48.341	168.8	44:55.785																																																																																																																																																																																																																																																																																								
16	1:45.129	21.763	34.830	48.536	168.1	44:52.026	5 Domas RAUDONIS LTU														Team GP Elite Porsche 911 GT3 Cup (992)														1	2:44.852	59.896	42.630	1:02.326	102.4	2:44.852	12 Maik ROSENBERG DEU							2	2:19.835	26.730	40.254	1:12.851	126.4	5:04.687	Team GP Elite Porsche 911 GT3 Cup (992)							3	1:45.726	22.187	34.798	48.741	167.2	6:50.413	1	2:51.866	1:06.837	43.862	1:01.167	98.3	2:51.866	4	1:45.244	21.864	34.549	48.831	167.9	8:35.657	2	2:16.122	23.897	39.840	1:12.385	129.8	5:07.988	5	4:40.490 B	22.251	1:05.169	3:13.070	63.0	13:16.147	3	1:47.223	22.736	35.439	49.048	164.8	6:55.211	6	2:09.685	38.825	35.925	54.935	136.3	15:25.832	4	1:46.633	22.404	35.083	49.146	165.7	8:41.844	7	1:48.859	22.158	35.048	51.653	162.3	17:14.691	5	4:41.581 B	28.670	1:05.739	3:07.172	62.8	13:23.425	8	1:45.296	22.021	34.592	48.683	167.8	18:59.987	6	2:14.431	38.991	39.498	55.942	131.5	15:37.856	9	6:39.295 B	26.107	39.829	5:33.359	44.3	25:39.282	7	1:50.224	23.237	36.242	50.745	160.3	17:28.080	10	2:29.429	47.945	44.617	56.867	118.3	28:08.711	8	1:47.184	22.186	35.133	49.865	164.9	19:15.264	11	2:00.244	26.120	39.936	54.188	147.0	30:08.955	9	1:47.029	22.441	35.011	49.577	165.1	21:02.293	12	1:44.586	21.987	34.417	48.182	169.0	31:53.541	10	4:39.695 B	24.950	39.171	3:35.574	63.2	25:41.988	13	5:17.131 B	21.656	35.615	4:19.860	55.7	37:10.672	11	2:29.430	46.894	44.451	58.085	118.3	28:11.418	14	2:11.044	38.262	36.068	56.714	134.9	39:21.716	12	2:02.523	26.615	39.521	56.387	144.2	30:13.941	15	1:44.922	22.039	34.546	48.337	168.4	41:06.638	13	1:46.698	22.402	35.029	49.267	165.6	32:00.639	16	1:44.652	21.700	34.491	48.461	168.9	42:51.290								17 Dréke JANSSEN NLD														RedAnt Racing Porsche 911 GT3 Cup (992)							1	2:34.221	53.948	40.926	59.347	109.5	2:34.221							
5 Domas RAUDONIS LTU																																																																																																																																																																																																																																																																																																					
Team GP Elite Porsche 911 GT3 Cup (992)																																																																																																																																																																																																																																																																																																					
1	2:44.852	59.896	42.630	1:02.326	102.4	2:44.852	12 Maik ROSENBERG DEU																																																																																																																																																																																																																																																																																														
2	2:19.835	26.730	40.254	1:12.851	126.4	5:04.687	Team GP Elite Porsche 911 GT3 Cup (992)																																																																																																																																																																																																																																																																																														
3	1:45.726	22.187	34.798	48.741	167.2	6:50.413	1	2:51.866	1:06.837	43.862	1:01.167	98.3	2:51.866																																																																																																																																																																																																																																																																																								
4	1:45.244	21.864	34.549	48.831	167.9	8:35.657	2	2:16.122	23.897	39.840	1:12.385	129.8	5:07.988																																																																																																																																																																																																																																																																																								
5	4:40.490 B	22.251	1:05.169	3:13.070	63.0	13:16.147	3	1:47.223	22.736	35.439	49.048	164.8	6:55.211																																																																																																																																																																																																																																																																																								
6	2:09.685	38.825	35.925	54.935	136.3	15:25.832	4	1:46.633	22.404	35.083	49.146	165.7	8:41.844																																																																																																																																																																																																																																																																																								
7	1:48.859	22.158	35.048	51.653	162.3	17:14.691	5	4:41.581 B	28.670	1:05.739	3:07.172	62.8	13:23.425																																																																																																																																																																																																																																																																																								
8	1:45.296	22.021	34.592	48.683	167.8	18:59.987	6	2:14.431	38.991	39.498	55.942	131.5	15:37.856																																																																																																																																																																																																																																																																																								
9	6:39.295 B	26.107	39.829	5:33.359	44.3	25:39.282	7	1:50.224	23.237	36.242	50.745	160.3	17:28.080																																																																																																																																																																																																																																																																																								
10	2:29.429	47.945	44.617	56.867	118.3	28:08.711	8	1:47.184	22.186	35.133	49.865	164.9	19:15.264																																																																																																																																																																																																																																																																																								
11	2:00.244	26.120	39.936	54.188	147.0	30:08.955	9	1:47.029	22.441	35.011	49.577	165.1	21:02.293																																																																																																																																																																																																																																																																																								
12	1:44.586	21.987	34.417	48.182	169.0	31:53.541	10	4:39.695 B	24.950	39.171	3:35.574	63.2	25:41.988																																																																																																																																																																																																																																																																																								
13	5:17.131 B	21.656	35.615	4:19.860	55.7	37:10.672	11	2:29.430	46.894	44.451	58.085	118.3	28:11.418																																																																																																																																																																																																																																																																																								
14	2:11.044	38.262	36.068	56.714	134.9	39:21.716	12	2:02.523	26.615	39.521	56.387	144.2	30:13.941																																																																																																																																																																																																																																																																																								
15	1:44.922	22.039	34.546	48.337	168.4	41:06.638	13	1:46.698	22.402	35.029	49.267	165.6	32:00.639																																																																																																																																																																																																																																																																																								
16	1:44.652	21.700	34.491	48.461	168.9	42:51.290								17 Dréke JANSSEN NLD														RedAnt Racing Porsche 911 GT3 Cup (992)							1	2:34.221	53.948	40.926	59.347	109.5	2:34.221																																																																																																																																																																																																																																																												
							17 Dréke JANSSEN NLD																																																																																																																																																																																																																																																																																														
							RedAnt Racing Porsche 911 GT3 Cup (992)																																																																																																																																																																																																																																																																																														
1	2:34.221	53.948	40.926	59.347	109.5	2:34.221																																																																																																																																																																																																																																																																																															



Porsche Carrera Cup Benelux

4 Hours of Imola

Qualifying Practice

Sector Analysis

— Invalidated Lap ■ Personal Best ■ Session Best B Crossing the pit lane

Lap	Time	Sector 1	Sector 2	Sector 3	Kph	Elapsed	Lap	Time	Sector 1	Sector 2	Sector 3	Kph	Elapsed
2	2:17.286	26.564	42.446	1:08.276	128.7	4:51.507	3	1:45.275	21.991	34.641	48.643	167.9	6:18.737
3	1:47.576	22.364	36.201	49.011	164.3	6:39.083	4	1:44.831	21.921	34.431	48.479	168.6	8:03.568
4	1:44.965	21.695	34.796	48.474	168.4	8:24.048	5	5:22.138B	21.768	37.563	4:22.807	54.9	13:25.706
5	3:04.801B	21.610	52.485	1:50.706	95.6	11:28.849	6	2:06.279	37.618	35.839	52.822	139.9	15:31.985
6	14:20.910B				20.5	25:49.759	7	1:44.858	21.887	34.323	48.648	168.5	17:16.843
7	2:29.385	47.420	41.626	1:00.339	118.3	28:19.144	8	9:54.264B	21.785	35.369	8:57.110	29.7	27:11.107
8	2:02.337	26.991	37.701	57.645	144.5	30:21.481	9	2:27.624	46.311	45.405	55.908	119.7	29:38.731
9	1:45.708	22.013	34.903	48.792	167.2	32:07.189	10	1:50.095	23.863	35.490	50.742	160.5	31:28.826
10	3:05.119B	21.607	55.813	1:47.699	95.5	35:12.308	11	5:55.736B	21.952	34.252	4:59.532	49.7	37:24.562
11	3:58.767	2:33.620	35.638	49.509	74.0	39:11.075	12	2:05.746	38.000	35.589	52.157	140.5	39:30.308
12	1:45.293	21.959	34.599	48.735	167.8	40:56.368	13	1:44.264	21.959	34.232	48.073	169.5	41:14.572
13	1:45.968	21.785	35.040	49.143	166.8	42:42.336	14	1:45.787	21.613	34.305	49.869	167.1	43:00.359
14	1:46.092	21.882	35.042	49.168	166.6	44:28.428	15	1:44.863	21.835	34.308	48.720	168.5	44:45.222

21 Sacha NORDEN		NLD				
JW Raceservice		Porsche 911 GT3 Cup (992)				
1	2:24.830	45.493	42.408	56.929	116.6	2:24.830
2	1:57.939	25.918	37.315	54.706	149.8	4:22.769
3	1:44.935	21.793	34.545	48.597	168.4	6:07.704
4	1:46.156	21.702	34.523	49.931	166.5	7:53.860
5	5:23.062B	21.512	34.374	4:27.176	54.7	13:16.922
6	2:04.284	37.806	35.314	51.164	142.2	15:21.206
7	1:45.757	21.763	34.424	49.570	167.1	17:06.963
8	5:43.230B	21.681	35.382	4:46.167	51.5	22:50.193
9	2:23.998	44.130	44.404	55.464	122.7	25:14.191
10	1:55.583	23.824	35.732	56.027	152.9	27:09.774
11	1:45.843	21.638	35.180	49.025	167.0	28:55.617
12	1:44.661	21.539	34.220	48.902	168.9	30:40.278
13	2:00.585	23.384	38.462	58.739	146.6	32:40.863
14	4:31.966B	35.147	1:08.765	2:48.054	65.0	37:12.829
15	2:06.289	37.346	35.531	53.412	139.9	39:19.118
16	1:49.564	21.627	34.358	53.579	161.3	41:08.682
17	1:44.853	21.813	34.366	48.674	168.5	42:53.535

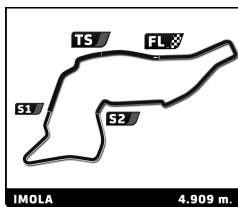
22 Kobe PAUWELS		BEL				
D'Ieteren Luxury Performance		Porsche 911 GT3 Cup (992)				
1	2:30.530	50.487	42.387	57.656	112.2	2:30.530
2	2:06.370	25.644	39.058	1:01.668	139.8	4:36.900
3	1:45.907	22.124	34.826	48.957	166.9	6:22.807
4	1:45.121	22.008	34.603	48.510	168.1	8:07.928
5	5:44.668B	21.831	46.086	4:36.751	51.3	13:52.596
6	2:04.161	38.487	35.618	50.056	142.3	15:56.757
7	1:45.689	22.077	34.924	48.688	167.2	17:42.446
8	1:44.908	21.777	34.643	48.488	168.5	19:27.354
9	6:16.765B	22.565	37.293	5:16.907	46.9	25:44.119
10	2:20.972	44.601	40.264	56.107	125.4	28:05.091
11	1:56.145	25.912	37.289	52.944	152.2	30:01.236
12	1:44.896	21.943	34.653	48.300	168.5	31:46.132
13	6:09.152B	21.732	34.497	5:12.923	47.9	37:55.284
14	2:09.172	39.341	38.133	51.698	136.8	40:04.456
15	1:45.169	22.050	34.559	48.560	168.0	41:49.625
16	1:44.739	21.859	34.382	48.498	168.7	43:34.364

32 Robin KNUTSSON		SWE				
NGT Racing		Porsche 911 GT3 Cup (992)				
1	2:28.416	47.550	42.453	58.413	113.8	2:28.416
2	2:05.046	25.447	39.135	1:00.464	141.3	4:33.462

34 Dirk SCHOUTEN		NLD				
Q1 Trackracing		Porsche 911 GT3 Cup (992)				
1	2:26.206	46.424	42.599	57.183	115.5	2:26.206
2	2:02.908	25.917	38.492	58.499	143.8	4:29.114
3	1:45.132	22.113	34.553	48.466	168.1	6:14.246
4	1:44.838	21.902	34.357	48.579	168.6	7:59.084
5	6:04.880B	21.771	35.418	5:07.691	48.4	14:03.964
6	2:02.649	37.732	35.801	49.116	144.1	16:06.613
7	9:48.629B	21.855	34.363	8:52.411	30.0	25:55.242
8	2:30.336	43.437	42.710	1:04.189	117.6	28:25.578
9	2:00.730	24.872	38.911	56.947	146.4	30:26.308
10	1:44.934	22.034	34.272	48.628	168.4	32:11.242
11	5:14.627B	21.860	53.979	3:58.788	56.2	37:25.869
12	2:05.975	37.052	35.673	53.250	140.3	39:31.844
13	1:47.289	21.973	34.398	50.918	164.7	41:19.133
14	1:44.628	21.808	34.286	48.534	168.9	43:03.761
15	1:44.385	21.778	34.200	48.407	169.3	44:48.146

39 Jani KÄKELÄ		FIN				
39 Racing		Porsche 911 GT3 Cup (992)				
1	2:56.986	1:08.988	44.111	1:03.887	95.4	2:56.986
2	2:12.657	23.721	36.922	1:12.014	133.2	5:09.643
3	1:47.809	22.610	35.594	49.605	163.9	6:57.452
4	14:09.343B	22.206	35.173	...	20.8	21:06.795
5	2:10.806	40.224	39.135	51.447	135.1	23:17.601
6	1:48.108	22.869	35.457	49.782	163.5	25:05.709
7	1:47.126	22.529	35.222	49.375	165.0	26:52.835
8	1:46.954	22.338	35.214	49.402	165.2	28:39.789
9	3:27.907B	22.479	36.546	2:28.882	85.0	32:07.696
10	5:13.470B	41.821	1:05.902	3:25.747	56.4	37:21.166
11	2:11.204	38.299	38.368	54.537	134.7	39:32.370
12	1:49.041	22.618	36.499	49.924	162.1	41:21.411
13	1:46.146	22.125	35.040	48.981	166.5	43:07.557
14	2:22.257	22.200	35.014	1:25.043	124.2	45:29.814

47 Alexander REIMANN		EST				
EST1 Racing		Porsche 911 GT3 Cup (992)				
1	2:38.073	54.812	40.962	1:02.299	106.8	2:38.073
2	2:08.831	22.537	38.124	1:08.170	137.2	4:46.904
3	1:46.458	22.124	35.009	49.325	166.0	6:33.362
4	1:45.530	21.832	35.127	48.571	167.5	8:18.892
5	15:26.904B	21.736	51.445	...	19.1	23:45.796
6	2:07.679	39.595	36.723	51.361	138.4	25:53.475



Porsche Carrera Cup Benelux

4 Hours of Imola

Qualifying Practice

Sector Analysis

— Invalidated Lap ■ Personal Best ■ Session Best ■ Crossing the pit lane

Lap	Time	Sector 1	Sector 2	Sector 3	Kph	Elapsed	Lap	Time	Sector 1	Sector 2	Sector 3	Kph	Elapsed
7	1:45.938	22.145	34.936	48.857	166.8	27:39.413	10	1:49.213	22.629	36.538	50.046	161.8	31:05.112
8	1:45.531	21.742	34.509	49.280	167.5	29:24.944	11	2:31.963 B	22.735	36.062	1:33.166	116.3	33:37.075
9	1:46.806	22.235	35.465	49.106	165.5	31:11.750	12	5:31.385	4:07.635	34.951	48.799	53.3	39:08.460
10	6:26.131 B	21.733	35.189	5:29.209	45.8	37:37.881	13	1:44.531	21.716	34.414	48.401	169.1	40:52.991
11	2:05.570	37.843	35.566	52.161	140.7	39:43.451	14	1:44.159	21.608	34.299	48.252	169.7	42:37.150
12	1:45.685	21.846	34.878	48.961	167.2	41:29.136	15	1:44.134	21.653	34.241	48.240	169.7	44:21.284
13	1:44.925	21.804	34.709	48.412	168.4	43:14.061							

48 **Thomas KANGRO** EST
Porsche Estonia Porsche 911 GT3 Cup (992)

1	2:42.083	59.548	38.922	1:03.613	104.2	2:42.083
2	2:00.201	22.526	35.978	1:01.697	147.0	4:42.284
3	1:52.783	24.343	38.986	49.454	156.7	6:35.067
4	1:46.418	22.265	35.051	49.102	166.1	8:21.485
5	6:54.861 B	22.132	49.756	5:42.973	42.6	15:16.346
6	2:21.008	48.414	38.295	54.299	125.3	17:37.354
7	1:51.907	22.659	35.830	53.418	157.9	19:29.261
8	1:45.830	22.109	34.806	48.915	167.0	21:15.091
9	1:45.458	22.009	34.692	48.757	167.6	23:00.549
10	1:45.926	22.062	34.850	49.014	166.8	24:46.475
11	1:45.446	21.926	34.710	48.810	167.6	26:31.921
12	5:15.647 B	26.257	43.687	4:05.703	56.0	31:47.568
13	5:34.632 B	41.949	56.292	3:56.391	52.8	37:22.200
14	2:08.699	38.073	35.975	54.651	137.3	39:30.899
15	1:45.839	21.846	34.889	49.104	167.0	41:16.738
16	1:55.351	23.167	37.990	54.194	153.2	43:12.089
17	1:45.632	21.872	34.495	49.265	167.3	44:57.721

65 **Sam JONGEJAN** NLD
Team RaceArt Porsche 911 GT3 Cup (992)

1	3:54.043	2:19.567	40.627	53.849	72.2	3:54.043
2	1:53.004	25.257	36.994	50.753	156.4	5:47.047
3	1:45.612	22.163	34.630	48.819	167.3	7:32.659
4	10:16.359 B	21.874	34.523	9:19.962	28.7	17:49.018
5	2:15.250	44.432	38.448	52.370	130.7	20:04.268
6	1:52.395	23.398	37.277	51.720	157.2	21:56.663
7	1:47.500	22.142	34.653	50.705	164.4	23:44.163
8	1:44.759	21.813	34.407	48.539	168.7	25:28.922
9	1:44.604	21.697	34.386	48.521	168.9	27:13.526
10	1:44.776	21.728	34.473	48.575	168.7	28:58.302
11	8:16.598 B	21.660	35.175	7:19.763	35.6	37:14.900
12	2:08.811	37.675	36.251	54.885	137.2	39:23.711
13	1:48.975	22.081	36.720	50.174	162.2	41:12.686
14	1:49.778	21.638	37.749	50.391	161.0	43:02.464
15	1:47.357	21.734	34.497	51.126	164.6	44:49.821

69 **Kalle ROYANPERÄ** FIN
RedAnt Racing Porsche 911 GT3 Cup (992)

1	2:08.880	34.463	39.306	55.111	131.0	2:08.880
2	1:55.928	24.219	38.575	53.134	152.4	4:04.808
3	1:45.391	21.974	34.593	48.824	167.7	5:50.199
4	1:47.404	21.807	35.416	50.181	164.5	7:37.603
5	2:20.798 B	21.779	34.399	1:24.620	125.5	9:58.401
6	5:14.261	3:47.809	36.291	50.161	56.2	15:12.662
7	1:44.915	21.858	34.486	48.571	168.4	16:57.577
8	2:02.930 B	21.720	34.833	1:06.377	143.8	19:00.507
9	10:15.392	8:39.185	37.459	58.748	28.7	29:15.899

77 **Jules GROUWELS** NLD
Team RaceArt Porsche 911 GT3 Cup (992)

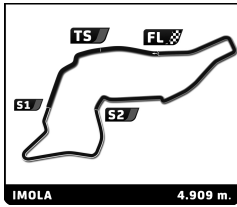
1	2:45.615	1:02.489	41.823	1:01.303	102.0	2:45.615
2	2:10.554	23.329	36.880	1:10.345	135.4	4:56.169
3	1:46.396	22.237	35.249	48.910	166.1	6:42.565
4	1:45.235	21.819	34.761	48.655	167.9	8:27.800
5	5:53.172 B	21.799	52.009	4:39.364	50.0	14:20.972
6	2:04.765	37.853	35.855	51.057	141.6	16:25.737
7	1:45.652	21.805	34.784	49.063	167.3	18:11.389
8	1:44.802	21.831	34.409	48.562	168.6	19:56.191
9	22:36.981 B	25.143	46.005	...	13.0	42:33.172
10	2:47.647	50.229	46.806	1:10.612	105.4	45:20.819

92 **Benjamin PAQUE** BEL
D'Ieteren Luxury Performance Porsche 911 GT3 Cup (992)

1	2:15.333	40.626	40.098	54.609	124.8	2:15.333
2	1:55.034	24.365	38.107	52.562	153.6	4:10.367
3	1:45.092	22.008	34.610	48.474	168.2	5:55.459
4	1:44.735	21.710	34.606	48.419	168.7	7:40.194
5	7:40.644 B	22.109	34.476	6:44.059	38.4	15:20.838
6	2:12.722	43.177	38.003	51.542	133.2	17:33.560
7	1:44.856	21.934	34.495	48.427	168.5	19:18.416
8	7:50.903 B	21.713	34.380	6:54.810	37.5	27:09.319
9	2:24.169	46.838	42.108	55.223	122.6	29:33.488
10	1:50.690	25.003	35.961	49.726	159.7	31:24.178
11	5:59.404 B	21.777	34.320	5:03.307	49.2	37:23.582
12	2:05.791	37.873	35.672	52.246	140.5	39:29.373
13	1:44.469	21.814	34.446	48.209	169.2	41:13.842
14	1:44.277	21.814	34.264	48.199	169.5	42:58.119

98 **Nick HO** NLD
PG Motorsport Porsche 911 GT3 Cup (992)

1	2:34.569	54.364	41.074	59.131	109.3	2:34.569
2	2:15.395	25.265	39.557	1:10.573	130.5	4:49.964
3	1:47.961	22.430	35.174	50.357	163.7	6:37.925
4	1:45.312	21.976	34.663	48.673	167.8	8:23.237
5	5:25.296 B	21.932	51.409	4:11.955	54.3	13:48.533
6	2:01.422	37.332	35.284	48.806	145.5	15:49.955
7	1:45.336	22.009	34.780	48.547	167.8	17:35.291
8	1:45.239	21.807	34.734	48.698	167.9	19:20.530
9	7:05.934 B	21.915	35.228	6:08.791	41.5	26:26.464
10	2:18.796	40.559	38.620	59.617	127.3	28:45.260
11	1:47.670	22.903	35.019	49.748	164.1	30:32.930
12	1:44.490	21.899	34.269	48.322	169.1	32:17.420
13	5:02.493 B	21.749	57.595	3:43.149	58.4	37:19.913
14	2:04.961	36.834	35.121	53.006	141.4	39:24.874
15	1:45.671	21.979	34.666	49.026	167.2	41:10.545
16	1:45.154	21.917	34.714	48.523	168.1	42:55.699
17	1:45.145	21.833	34.723	48.589	168.1	44:40.844



Porsche Carrera Cup Benelux
4 Hours of Imola
Qualifying Practice

Sector Analysis

— Invalidated Lap ■ Personal Best ■ Session Best **B** Crossing the pit lane

Lap	Time	Sector 1	Sector 2	Sector 3	Kph	Elapsed	Lap	Time	Sector 1	Sector 2	Sector 3	Kph	Elapsed	
121	Valters ZVIEDRIS						LVA							
	Q1 Trackracing						Porsche 911 GT3 Cup (992)							
1	2:50.309	1:03.754	43.840	1:02.715	99.2	2:50.309								
2	2:09.018	22.654	35.720	1:10.644	137.0	4:59.327								
3	1:46.947	22.031	35.661	49.255	165.2	6:46.274								
4	1:45.785	22.037	34.941	48.807	167.1	8:32.059								
5	16:05.687 B	22.847	1:01.882	...	18.3	24:37.746								
6	2:24.038	43.424	43.796	56.818	122.7	27:01.784								
7	1:59.204	26.244	39.919	53.041	148.3	29:00.988								
8	1:46.715	22.318	35.096	49.301	165.6	30:47.703								
9	1:45.551	22.090	34.829	48.632	167.4	32:33.254								
10	4:53.939 B	29.451	1:07.127	3:17.361	60.1	37:27.193								
11	2:08.876	37.085	35.973	55.818	137.1	39:36.069								
12	1:47.978	22.105	34.953	50.920	163.7	41:24.047								
13	1:44.922	21.841	34.415	48.666	168.4	43:08.969								