

Porsche Carrera Cup Benelux

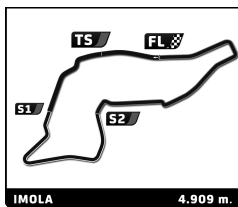
4 Hours of Imola

Race 1

Sector Analysis

— Invalidated Lap ■ Personal Best ■ Session Best B Crossing the pit lane

Lap	Time	Sector 1	Sector 2	Sector 3	Kph	Elapsed	Lap	Time	Sector 1	Sector 2	Sector 3	Kph	Elapsed
3 Ziad GERIS NLD							PG Motorsport Porsche 911 GT3 Cup (992)						
1	1:58.796	29.727	37.679	51.390	142.2	1:58.796	15	1:49.157	22.526	36.194	50.437	161.9	28:23.007
2	1:49.265	22.472	36.346	50.447	161.7	3:48.061	16	1:47.243	23.177	34.980	49.086	164.8	30:10.250
3	1:48.808	22.769	35.997	50.042	162.4	5:36.869	17	1:46.399	22.155	35.206	49.038	166.1	31:56.649
4	1:48.691	22.374	36.073	50.244	162.6	7:25.560							
5	1:48.640	22.323	35.475	50.842	162.7	9:14.200							
6	1:48.785	22.573	36.052	50.160	162.5	11:02.985							
7	1:49.175	23.406	35.819	49.950	161.9	12:52.160							
8	1:48.433	22.587	35.984	49.862	163.0	14:40.593							
9	1:48.237	22.531	35.555	50.151	163.3	16:28.830							
10	1:48.315	22.599	35.788	49.928	163.2	18:17.145							
11	1:47.991	22.305	35.815	49.871	163.6	20:05.136							
12	1:48.434	22.497	35.848	50.089	163.0	21:53.570							
13	2:02.622	24.661	42.569	55.392	144.1	23:56.192							
14	2:41.599	24.243	55.623	1:21.733	109.4	26:37.791							
15	1:49.553	22.905	36.043	50.605	161.3	28:27.344							
16	1:48.419	22.374	36.222	49.823	163.0	30:15.763							
17	1:50.116	22.237	36.320	51.559	160.5	32:05.879							
4 Jurriaan DE BACK NLD							JW Raceservice Porsche 911 GT3 Cup (992)						
1	1:56.924	28.763	36.707	51.454	144.4	1:56.924							
2	1:47.747	22.404	35.550	49.793	164.0	3:44.671							
3	1:48.763	22.601	35.946	50.216	162.5	5:33.434							
4	1:46.657	22.236	35.236	49.185	165.7	7:20.091							
5	1:46.750	22.251	35.133	49.366	165.5	9:06.841							
6	1:47.423	22.218	35.049	50.156	164.5	10:54.264							
7	1:47.990	22.791	35.749	49.450	163.6	12:42.254							
8	1:46.110	22.214	35.034	48.862	166.5	14:28.364							
9	1:46.180	22.031	34.852	49.297	166.4	16:14.544							
10	1:46.501	22.230	35.010	49.261	165.9	18:01.045							
11	1:46.457	22.316	34.957	49.184	166.0	19:47.502							
12	1:46.618	22.149	35.171	49.298	165.8	21:34.120							
13	2:00.501	22.325	39.357	58.819	146.7	23:34.621							
14	3:01.401	31.008	1:06.931	1:23.462	97.4	26:36.022							
15	1:47.854	22.916	35.433	49.505	163.9	28:23.876							
16	1:48.695	22.794	35.887	50.014	162.6	30:12.571							
17	1:47.290	22.370	35.380	49.540	164.7	31:59.861							
5 Domas RAUDONIS LTU							Team GP Elite Porsche 911 GT3 Cup (992)						
1	1:55.957	27.955	36.570	51.432	145.6	1:55.957							
2	1:47.762	22.577	35.378	49.807	164.0	3:43.719							
3	1:48.096	22.964	35.819	49.313	163.5	5:31.815							
4	1:46.387	22.095	35.233	49.059	166.1	7:18.202							
5	1:47.477	21.923	35.438	50.116	164.4	9:05.679							
6	1:47.662	21.886	35.319	50.457	164.1	10:53.341							
7	1:46.199	22.276	34.989	48.934	166.4	12:39.540							
8	1:45.547	21.897	34.714	48.936	167.4	14:25.087							
9	1:45.718	21.882	34.820	49.016	167.2	16:10.805							
10	1:45.696	22.250	34.614	48.832	167.2	17:56.501							
11	1:45.562	21.846	34.973	48.743	167.4	19:42.063							
12	1:45.567	21.880	34.763	48.924	167.4	21:27.630							
13	1:59.854	22.052	39.232	58.570	147.4	23:27.484							
14	3:06.366	33.940	1:08.210	1:24.216	94.8	26:33.850							
7 Paul MEIJER NLD							Hans Weijs Motorsport Porsche 911 GT3 Cup (992)						
1	1:48.974	24.780	35.025	49.169	155.0	1:48.974							
2	1:46.147	22.176	34.816	49.155	166.5	3:35.121							
3	1:45.793	21.951	34.728	49.114	167.0	5:20.914							
4	1:45.721	21.849	35.118	48.754	167.2	7:06.635							
5	1:45.225	21.941	34.697	48.587	167.9	8:51.860							
6	1:45.276	21.886	34.461	48.929	167.9	10:37.136							
7	1:45.408	21.869	34.763	48.776	167.7	12:22.544							
8	1:45.151	21.907	34.691	48.553	168.1	14:07.695							
9	1:45.135	21.771	34.725	48.639	168.1	15:52.830							
10	1:45.508	21.839	34.861	48.808	167.5	17:38.338							
11	1:45.558	21.882	34.777	48.899	167.4	19:23.896							
12	1:45.229	21.868	34.652	48.709	167.9	21:09.125							
13	2:03.389	21.999	34.834	1:06.556	143.2	23:12.514							
14	3:16.525	38.728	1:10.548	1:27.249	89.9	26:29.039							
15	1:46.870	22.422	35.520	48.928	165.4	28:15.909							
16	1:45.376	21.866	34.880	48.630	167.7	30:01.285							
17	1:45.579	21.891	34.809	48.879	167.4	31:46.864							
10 Niels LANGEVELD NLD							Q1 Trackracing Porsche 911 GT3 Cup (992)						
1	1:52.049	26.573	36.242	49.234	150.7	1:52.049							
2	1:45.850	21.965	34.993	48.892	167.0	3:37.899							
3	1:45.827	22.052	34.809	48.966	167.0	5:23.726							
4	1:46.410	22.056	34.911	49.443	166.1	7:10.136							
5	1:46.067	21.901	34.896	49.270	166.6	8:56.203							
6	1:45.535	21.945	34.862	48.728	167.5	10:41.738							
7	1:45.709	22.182	34.667	48.860	167.2	12:27.447							
8	1:45.643	21.789	34.969	48.885	167.3	14:13.090							
9	1:45.711	22.037	34.804	48.870	167.2	15:58.801							
10	1:46.705	21.926	34.855	49.924	165.6	17:45.506							
11	1:45.930	22.019	34.844	49.067	166.8	19:31.436							
12	1:45.986	21.936	35.025	49.025	166.7	21:17.422							
13	1:58.978	21.850	35.990	1:01.138	148.5	23:16.400							
14	3:14.796	37.956	1:10.744	1:26.096	90.7	26:31.196							
15	1:50.534	23.162	37.270	50.102	159.9	28:21.730							
16	1:47.384	22.153	35.201	50.030	164.6	30:09.114							
17	1:46.464	22.105	35.113	49.246	166.0	31:55.578							
12 Maik ROSENBERG DEU							Team GP Elite Porsche 911 GT3 Cup (992)						
1	1:57.955	29.370	37.153	51.432	143.2	1:57.955							
2	1:49.339	22.730	36.169	50.440	161.6	3:47.294							
3	1:48.596	22.673	35.862	50.061	162.7	5:35.890							
4	1:48.244	22.346	35.674	50.224	163.3	7:24.134							
5	1:48.146	22.303	35.646	50.197	163.4	9:12.280							
6	1:48.267	22.577	35.737	49.953	163.2	11:00.547							
7	1:48.507	22.531	35.915	50.061	162.9	12:49.054							
8	1:47.781	22.494	35.577	49.710	164.0	14:36.835							
9	1:48.044	22.508	35.471	50.065	163.6	16:24.879							
10	1:48.025	22.326	35.699	50.000	163.6	18:12.904							
11	1:48.369	22.616	35.853	49.900	163.1	20:01.273							



Porsche Carrera Cup Benelux
4 Hours of Imola
Race 1

Sector Analysis

— Invalidated Lap ■ Personal Best ■ Session Best B Crossing the pit lane

Lap	Time	Sector 1	Sector 2	Sector 3	Kph	Elapsed	Lap	Time	Sector 1	Sector 2	Sector 3	Kph	Elapsed
12	1:50.115	22.512	36.038	51.565	160.5	21:51.388							
13	2:03.119	25.311	43.415	54.393	143.5	23:54.507							
14	2:42.806	24.223	56.100	1:22.483	108.5	26:37.313							
15	1:49.263	22.877	36.178	50.208	161.7	28:26.576							
16	1:48.546	22.924	35.762	49.860	162.8	30:15.122							
17	1:50.381	22.526	36.307	51.548	160.1	32:05.503							

17 Dréke JANSSEN NLD						
RedAnt Racing Porsche 911 GT3 Cup (P92)						
1	1:55.547	28.434	36.478	50.635	146.2	1:55.547
2	1:48.002	21.967	36.131	49.904	163.6	3:43.549
3	1:48.161	22.823	35.646	49.692	163.4	5:31.710
4	1:46.178	22.074	35.005	49.099	166.4	7:17.888
5	1:47.382	21.888	35.651	49.843	164.6	9:05.270
6	1:47.953	22.027	35.697	50.229	163.7	10:53.223
7	2:10.504B	23.673	35.685	1:11.146	135.4	13:03.727

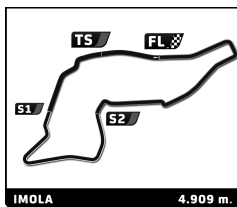
21 Sacha NORDEN NLD						
JW Raceservice Porsche 911 GT3 Cup (P92)						
1	1:53.777	26.982	37.146	49.649	148.4	1:53.777
2	1:48.117	22.701	36.023	49.393	163.5	3:41.894
3	1:46.043	22.263	34.802	48.978	166.7	5:27.937
4	1:46.172	21.732	35.057	49.383	166.5	7:14.109
5	1:45.983	22.175	34.872	48.936	166.7	9:00.092
6	1:46.149	21.672	35.480	48.997	166.5	10:46.241
7	1:47.227	22.670	34.706	49.851	164.8	12:33.468
8	1:45.275	21.783	34.563	48.929	167.9	14:18.743
9	1:45.137	21.763	34.525	48.849	168.1	16:03.880
10	1:45.556	21.800	34.888	48.868	167.4	17:49.436
11	1:45.474	21.734	34.894	48.846	167.6	19:34.910
12	1:45.425	21.816	34.693	48.916	167.6	21:20.335
13	1:57.759	21.781	36.983	58.995	150.1	23:18.094
14	3:13.799	37.968	1:10.695	1:25.136	91.2	26:31.893
15	1:48.696	22.697	36.794	49.205	162.6	28:20.589
16	1:45.975	22.058	34.903	49.014	166.8	30:06.564
17	1:46.364	21.991	35.149	49.224	166.2	31:52.928

22 Kobe PAUWELS BEL						
D'Ieteren Luxury Performance Porsche 911 GT3 Cup (P92)						
1	1:54.263	27.271	37.009	49.983	147.8	1:54.263
2	1:48.208	22.331	36.360	49.517	163.3	3:42.471
3	1:46.204	22.147	35.054	49.003	166.4	5:28.675
4	1:46.077	21.989	35.003	49.085	166.6	7:14.752
5	1:45.772	22.033	34.793	48.946	167.1	9:00.524
6	1:46.426	22.144	35.018	49.264	166.1	10:46.950
7	1:46.828	22.152	35.226	49.450	165.4	12:33.778
8	1:45.514	21.958	34.764	48.792	167.5	14:19.292
9	1:46.252	21.861	35.243	49.148	166.3	16:05.544
10	1:46.053	22.031	34.858	49.164	166.6	17:51.597
11	1:45.812	22.051	34.775	48.986	167.0	19:37.409
12	1:46.247	22.166	34.924	49.157	166.3	21:23.656
13	1:57.764	22.015	38.768	56.981	150.1	23:21.420
14	3:10.887	36.728	1:09.572	1:24.587	92.6	26:32.307
15	1:49.124	22.628	36.587	49.909	161.9	28:21.431
16	1:46.627	22.121	35.098	49.408	165.7	30:08.058
17	1:46.663	22.030	35.302	49.331	165.7	31:54.721

32 Robin KNUTSSON SWE						
NGT Racing Porsche 911 GT3 Cup (P92)						
1	1:49.685	25.176	35.170	49.339	154.0	1:49.685
2	1:45.839	21.992	34.931	48.916	167.0	3:35.524
3	1:45.806	21.851	34.864	49.091	167.0	5:21.330
4	1:46.453	21.842	35.256	49.355	166.0	7:07.783
5	1:45.955	22.065	35.100	48.790	166.8	8:53.738
6	1:45.905	21.820	35.212	48.873	166.9	10:39.643
7	1:45.555	21.904	34.789	48.862	167.4	12:25.198
8	1:45.724	22.471	34.592	48.661	167.2	14:10.922
9	1:45.546	21.838	34.817	48.891	167.4	15:56.468
10	1:45.716	21.741	34.936	49.039	167.2	17:42.184
11	1:45.781	21.881	34.753	49.147	167.1	19:27.965
12	1:45.825	21.841	34.705	49.279	167.0	21:13.790
13	2:01.140	21.868	35.382	1:03.890	145.9	23:14.930
14	3:14.831	37.930	1:10.621	1:26.280	90.7	26:29.761
15	1:47.213	22.265	35.526	49.422	164.8	28:16.974
16	1:47.018	21.980	35.107	49.931	165.1	30:03.992
17	1:46.183	21.840	34.909	49.434	166.4	31:50.175

34 Dirk SCHOUTEN NLD						
Q1 Trackracing Porsche 911 GT3 Cup (P92)						
1	1:50.752	25.867	35.544	49.341	152.5	1:50.752
2	1:46.188	22.078	35.017	49.093	166.4	3:36.940
3	1:46.083	22.069	34.766	49.248	166.6	5:23.023
4	1:46.146	22.201	34.959	48.986	166.5	7:09.169
5	2:04.086	22.026	34.761	1:07.299	142.4	9:13.255
6	1:47.606	23.004	34.946	49.656	164.2	11:00.861
7	1:46.713	22.306	35.104	49.303	165.6	12:47.574
8	1:45.930	22.288	34.945	48.697	166.8	14:33.504
9	1:45.332	21.910	34.687	48.735	167.8	16:18.836
10	1:45.278	21.926	34.570	48.782	167.9	18:04.114
11	1:45.331	21.943	34.710	48.678	167.8	19:49.445
12	1:54.724	22.094	35.510	57.120	154.0	21:44.169
13	1:51.347	23.738	36.065	51.544	158.7	23:35.516
14	3:00.737	30.984	1:06.699	1:23.054	97.8	26:36.253
15	1:48.700	22.903	35.885	49.912	162.6	28:24.953
16	1:47.826	22.593	35.465	49.768	163.9	30:12.779
17	1:47.644	22.695	35.580	49.369	164.2	32:00.423

39 Jani KÄKELÄ FIN						
39 Racing Porsche 911 GT3 Cup (P92)						
1	1:57.475	29.162	36.932	51.381	143.8	1:57.475
2	1:49.127	22.999	36.023	50.105	161.9	3:46.602
3	1:48.752	22.864	35.743	50.145	162.5	5:35.354
4	1:48.159	22.459	35.641	50.059	163.4	7:23.513
5	1:48.106	22.429	35.704	49.973	163.5	9:11.619
6	1:48.132	22.615	35.674	49.843	163.4	10:59.751
7	1:48.994	22.665	35.573	50.756	162.1	12:48.745
8	1:47.524	22.464	35.554	49.506	164.4	14:36.269
9	1:47.997	22.571	35.683	49.743	163.6	16:24.266
10	1:48.202	22.561	35.733	49.908	163.3	18:12.468
11	1:48.177	22.826	35.765	49.586	163.4	20:00.645
12	1:50.214	22.882	35.878	51.454	160.3	21:50.859
13	2:02.875	25.142	43.558	54.175	143.8	23:53.734
14	2:42.979	23.811	56.399	1:22.769	108.4	26:36.713



Porsche Carrera Cup Benelux

4 Hours of Imola

Race 1

Sector Analysis

— Invalidated Lap ■ Personal Best ■ Session Best B Crossing the pit lane

Lap	Time	Sector 1	Sector 2	Sector 3	Kph	Elapsed	Lap	Time	Sector 1	Sector 2	Sector 3	Kph	Elapsed
15	1:49.546	23.049	36.331	50.166	161.3	28:26.259	<div style="border: 1px solid black; padding: 5px; display: inline-block;">69</div> Kalle ROVANPERÄ RedAnt Racing <small>Porsche 911 GT3 Cup (992)</small> FIN						
16	1:48.455	22.683	35.999	49.773	162.9	30:14.714							
17	1:50.434	22.742	36.252	51.440	160.0	32:05.148							

Lap	Time	Sector 1	Sector 2	Sector 3	Kph	Elapsed	
<div style="border: 1px solid black; padding: 5px; display: inline-block;">47</div> Alexander REIMANN EST1 Racing <small>Porsche 911 GT3 Cup (992)</small> EST	1	1:55.232	28.083	36.579	50.570	146.6	1:55.232
	2	1:47.938	22.022	36.223	49.693	163.7	3:43.170
	3	1:47.074	22.243	35.410	49.421	165.0	5:30.244
	4	1:46.196	21.966	34.956	49.274	166.4	7:16.440
	5	1:46.173	21.924	35.137	49.112	166.4	9:02.613
	6	1:46.244	22.232	34.876	49.136	166.3	10:48.857
	7	1:46.224	22.253	34.905	49.066	166.4	12:35.081
	8	1:46.075	21.988	34.956	49.131	166.6	14:21.156
	9	1:46.326	21.927	35.042	49.357	166.2	16:07.482
	10	1:46.146	21.947	35.049	49.150	166.5	17:53.628
	11	1:46.299	22.360	34.961	48.978	166.3	19:39.927
	12	1:46.243	22.025	35.039	49.179	166.3	21:26.170
	13	1:58.900	22.027	39.295	57.578	148.6	23:25.070
	14	3:08.290	35.290	1:08.477	1:24.523	93.9	26:33.360
	15	1:49.390	22.668	36.269	50.453	161.6	28:22.750
	16	1:46.921	22.168	35.437	49.316	165.3	30:09.671
	17	1:46.519	22.040	35.234	49.245	165.9	31:56.190

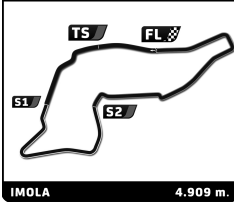
Lap	Time	Sector 1	Sector 2	Sector 3	Kph	Elapsed	
<div style="border: 1px solid black; padding: 5px; display: inline-block;">48</div> Thomas KANGRO Porsche Estonia <small>Porsche 911 GT3 Cup (992)</small> EST	1	1:57.083	29.018	36.726	51.339	144.2	1:57.083
	2	1:48.002	22.393	35.963	49.646	163.6	3:45.085
	3	1:48.869	22.453	36.013	50.403	162.3	5:33.954
	4	1:46.883	22.216	35.190	49.477	165.3	7:20.837
	5	1:47.122	22.134	34.986	50.002	165.0	9:07.959
	6	1:47.326	22.463	35.400	49.463	164.7	10:55.285
	7	1:47.428	22.338	35.543	49.547	164.5	12:42.713
	8	1:46.818	22.283	35.201	49.334	165.4	14:29.531
	9	1:46.551	22.189	34.917	49.445	165.9	16:16.082
	10	1:46.578	22.088	34.935	49.555	165.8	18:02.660
	11	1:46.374	22.157	34.838	49.379	166.1	19:49.034

Lap	Time	Sector 1	Sector 2	Sector 3	Kph	Elapsed	
<div style="border: 1px solid black; padding: 5px; display: inline-block;">65</div> Sam JONGEJAN Team RaceArt <small>Porsche 911 GT3 Cup (992)</small> NLD	1	1:53.393	27.171	36.443	49.779	148.9	1:53.393
	2	1:47.373	22.893	35.168	49.312	164.6	3:40.766
	3	1:46.012	22.146	34.743	49.123	166.7	5:26.778
	4	1:45.730	21.971	34.759	49.000	167.1	7:12.508
	5	1:46.131	22.117	35.044	48.970	166.5	8:58.639
	6	1:45.496	21.906	34.678	48.912	167.5	10:44.135
	7	1:45.700	22.042	34.750	48.908	167.2	12:29.835
	8	1:45.573	21.941	34.711	48.921	167.4	14:15.408
	9	1:45.654	21.870	34.795	48.989	167.3	16:01.062
	10	1:45.875	21.895	34.938	49.042	166.9	17:46.937
	11	1:46.329	21.956	34.790	49.583	166.2	19:33.266
	12	1:46.234	22.192	34.860	49.182	166.4	21:19.500
	13	1:57.660	22.087	36.695	58.878	150.2	23:17.160
	14	3:14.557	38.297	1:10.746	1:25.514	90.8	26:31.717
	15	1:48.111	22.725	36.117	49.269	163.5	28:19.828
	16	1:46.299	21.977	35.169	49.153	166.3	30:06.127
	17	1:46.193	21.987	34.955	49.251	166.4	31:52.320

Lap	Time	Sector 1	Sector 2	Sector 3	Kph	Elapsed
1	1:48.658	24.457	35.081	49.120	155.4	1:48.658
2	1:46.090	22.277	34.685	49.128	166.6	3:34.748
3	1:45.816	21.982	34.860	48.974	167.0	5:20.564
4	1:46.948	22.030	35.558	49.360	165.2	7:07.512
5	1:45.823	22.189	34.889	48.745	167.0	8:53.335
6	1:45.867	21.958	35.071	48.838	166.9	10:39.202
7	1:45.513	21.877	34.826	48.810	167.5	12:24.715
8	1:45.442	21.956	34.650	48.836	167.6	14:10.157
9	1:45.444	21.824	34.703	48.917	167.6	15:55.601
10	1:45.505	21.904	34.616	48.985	167.5	17:41.106
11	1:45.521	21.819	34.812	48.890	167.5	19:26.627
12	1:45.390	21.878	34.596	48.916	167.7	21:12.017
13	2:01.846	21.972	35.211	1:04.663	145.0	23:13.863
14	3:15.533	38.347	1:10.710	1:26.476	90.4	26:29.396
15	1:47.220	22.161	35.757	49.302	164.8	28:16.616
16	1:46.190	22.119	34.984	49.087	166.4	30:02.806
17	1:45.972	21.845	34.813	49.314	166.8	31:48.778

Lap	Time	Sector 1	Sector 2	Sector 3	Kph	Elapsed	
<div style="border: 1px solid black; padding: 5px; display: inline-block;">77</div> Jules GROUWELS Team RaceArt <small>Porsche 911 GT3 Cup (992)</small> NLD	1	1:54.726	27.675	36.779	50.272	147.2	1:54.726
	2	1:48.379	22.351	36.227	49.801	163.1	3:43.105
	3	1:49.628	23.412	36.306	49.910	161.2	5:32.733
	4	1:46.411	22.104	34.975	49.332	166.1	7:19.144
	5	1:46.845	22.065	34.847	49.933	165.4	9:05.989
	6	1:47.657	22.074	35.178	50.405	164.2	10:53.646
	7	1:46.750	22.848	34.766	49.136	165.5	12:40.396
	8	1:46.276	22.081	35.076	49.119	166.3	14:26.672
	9	1:46.041	21.845	34.883	49.313	166.7	16:12.713
	10	1:45.869	21.933	34.822	49.114	166.9	17:58.582
	11	1:46.295	22.028	34.891	49.376	166.3	19:44.877
	12	1:47.649	22.026	35.380	50.243	164.2	21:32.526
	13	2:01.053	22.404	39.324	59.325	146.0	23:33.579
	14	3:02.265	31.201	1:06.999	1:24.065	97.0	26:35.844
	15	1:49.452	23.416	36.112	49.924	161.5	28:25.296
	16	1:47.829	22.589	35.511	49.729	163.9	30:13.125
	17	1:47.730	22.757	35.467	49.506	164.0	32:00.855

Lap	Time	Sector 1	Sector 2	Sector 3	Kph	Elapsed	
<div style="border: 1px solid black; padding: 5px; display: inline-block;">92</div> Benjamin PAQUE D'leteren Luxury Performance <small>Porsche 911 GT3 Cup (992)</small> BEL	1	1:50.175	25.541	35.396	49.238	153.3	1:50.175
	2	1:46.127	22.039	35.019	49.069	166.5	3:36.302
	3	1:46.483	22.037	34.910	49.536	166.0	5:22.785
	4	1:45.970	22.130	34.869	48.971	166.8	7:08.755
	5	1:45.401	21.912	34.817	48.672	167.7	8:54.156
	6	1:46.157	22.206	34.857	49.094	166.5	10:40.313
	7	1:45.496	21.911	34.786	48.799	167.5	12:25.809
	8	1:45.654	22.140	34.846	48.668	167.3	14:11.463
	9	1:45.439	21.877	34.854	48.708	167.6	15:56.902
	10	1:45.660	21.831	34.884	48.945	167.3	17:42.562
	11	1:45.965	21.950	34.787	49.228	166.8	19:28.527
	12	1:45.540	21.861	34.781	48.898	167.4	21:14.067
	13	2:01.552	22.062	35.530	1:03.960	145.4	23:15.619
	14	3:14.771	37.648	1:10.709	1:26.414	90.7	26:30.390



Porsche Carrera Cup Benelux
4 Hours of Imola
Race 1

Sector Analysis

— Invalidated Lap ■ Personal Best ■ Session Best B Crossing the pit lane

Lap	Time	Sector 1	Sector 2	Sector 3	Kph	Elapsed	Lap	Time	Sector 1	Sector 2	Sector 3	Kph	Elapsed
15	1:47.035	22.229	35.387	49.419	165.1	28:17.425							
16	1:46.928	21.871	35.290	49.767	165.3	30:04.353							
17	1:46.180	22.121	35.072	48.987	166.4	31:50.533							

98 Nick HO		NLD											
PG Motorsport		Porsche 911 GT3 Cup (992)											
1	1:53.287	26.529	36.624	50.134	149.1	1:53.287							
2	1:48.010	23.072	35.752	49.186	163.6	3:41.297							
3	1:46.124	22.059	35.062	49.003	166.5	5:27.421							
4	1:46.460	22.007	34.904	49.549	166.0	7:13.881							
5	1:45.703	22.045	34.849	48.809	167.2	8:59.584							
6	1:46.430	21.903	35.434	49.093	166.0	10:46.014							
7	1:48.102	23.103	35.722	49.277	163.5	12:34.116							
8	1:46.289	22.086	35.075	49.128	166.3	14:20.405							
9	1:46.343	21.991	35.217	49.135	166.2	16:06.748							
10	1:46.105	22.121	34.915	49.069	166.6	17:52.853							
11	1:46.046	22.023	35.083	48.940	166.6	19:38.899							
12	1:45.872	21.955	35.011	48.906	166.9	21:24.771							
13	1:59.793	22.054	39.866	57.873	147.5	23:24.564							
14	3:08.420	35.311	1:08.463	1:24.646	93.8	26:32.984							
15	1:49.974	22.932	36.054	50.988	160.7	28:22.958							
16	1:49.116	23.453	35.614	50.049	162.0	30:12.074							
17	1:47.413	21.882	35.913	49.618	164.5	31:59.487							

121 Valters ZVIEDRIS		LVA											
Q1 Trackracing		Porsche 911 GT3 Cup (992)											
1	1:56.100	28.385	36.832	50.883	145.5	1:56.100							
2	1:47.995	22.615	35.561	49.819	163.6	3:44.095							
3	1:48.878	22.770	36.146	49.962	162.3	5:32.973							
4	1:46.460	22.436	34.924	49.100	166.0	7:19.433							
5	1:46.844	22.259	34.950	49.635	165.4	9:06.277							
6	1:47.586	22.109	35.226	50.251	164.3	10:53.863							
7	1:46.984	22.851	35.051	49.082	165.2	12:40.847							
8	1:46.199	22.150	34.881	49.168	166.4	14:27.046							
9	1:46.019	22.049	34.801	49.169	166.7	16:13.065							
10	1:46.046	21.956	34.825	49.265	166.6	17:59.111							
11	1:46.128	22.070	34.893	49.165	166.5	19:45.239							
12	1:46.754	22.282	35.053	49.419	165.5	21:31.993							
13	1:58.613	22.220	38.277	58.116	149.0	23:30.606							
14	3:03.660	31.654	1:08.009	1:23.997	96.2	26:34.266							
15	1:48.848	22.544	36.017	50.287	162.4	28:23.114							
16	1:49.169	23.215	35.449	50.505	161.9	30:12.283							
17	1:46.600	22.099	35.120	49.381	165.8	31:58.883							