

# Porsche Carrera Cup Benelux

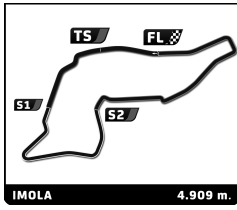
## 4 Hours of Imola

### Race 2

## Sector Analysis

— Invalidated Lap    ■ Personal Best    ■ Session Best    B Crossing the pit lane

Lap	Time	Sector 1	Sector 2	Sector 3	Kph	Elapsed	Lap	Time	Sector 1	Sector 2	Sector 3	Kph	Elapsed
<b>3</b> <b>Ziad GERIS</b> <span style="float:right">NLD</span>							11 1:45.547 21.919 34.787 48.841 167.4 19:37.010						
PG Motorsport <span style="float:right">Porsche 911 GT3 Cup (992)</span>							12 1:45.183 21.908 34.686 48.589 168.0 21:22.193						
1	1:58.417	29.182	36.984	52.251	142.6	1:58.417	13	1:45.357	21.951	34.863	48.543	167.7	23:07.550
2	1:50.188	22.427	36.192	51.569	160.4	3:48.605	14	1:46.564	21.920	34.958	49.686	165.8	24:54.114
3	1:48.876	22.456	36.009	50.411	162.3	5:37.481	15	1:45.842	21.937	34.805	49.100	167.0	26:39.956
4	1:49.004	23.094	35.726	50.184	162.1	7:26.485	16	1:47.237	21.984	35.635	49.618	164.8	28:27.193
5	1:48.601	22.548	35.919	50.134	162.7	9:15.086	17	1:45.925	21.971	35.274	48.680	166.8	30:13.118
6	1:48.436	22.449	35.882	50.105	163.0	11:03.522	18	1:45.525	22.060	34.867	48.598	167.5	31:58.643
7	1:48.629	22.429	35.887	50.313	162.7	12:52.151	19	1:45.856	21.981	35.190	48.685	166.9	33:44.499
8	1:48.037	22.305	35.644	50.088	163.6	14:40.188	<b>7</b> <b>Paul MEIJER</b> <span style="float:right">NLD</span>						
9	1:48.047	22.388	35.817	49.842	163.6	16:28.235	Hans Weijts Motorsport <span style="float:right">Porsche 911 GT3 Cup (992)</span>						
10	1:47.956	22.560	35.548	49.848	163.7	18:16.191	1	1:50.074	25.289	35.378	49.407	153.4	1:50.074
11	1:47.420	22.180	35.536	49.704	164.5	20:03.611	2	1:45.967	22.186	35.067	48.714	166.8	3:36.041
12	1:48.387	23.013	35.758	49.616	163.0	21:51.998	3	1:45.391	21.954	34.737	48.700	167.7	5:21.432
13	<b>1:47.385</b>	<b>22.068</b>	35.731	<b>49.586</b>	164.6	23:39.383	4	1:45.048	21.822	34.828	48.398	168.2	7:06.480
14	1:49.162	22.477	36.025	50.660	161.9	25:28.545	5	1:45.295	21.948	34.785	48.562	167.8	8:51.775
15	1:48.393	22.346	35.763	50.284	163.0	27:16.938	6	1:45.261	21.941	34.792	48.528	167.9	10:37.036
16	1:47.818	22.264	35.681	49.873	163.9	29:04.756	7	1:44.784	21.815	34.613	48.356	168.7	12:21.820
17	1:48.032	22.809	<b>35.395</b>	49.828	163.6	30:52.788	8	1:44.591	21.709	34.598	48.284	169.0	14:06.411
18	1:47.617	22.357	35.524	49.736	164.2	32:40.405	9	<b>1:44.512</b>	21.771	34.462	<b>48.279</b>	169.1	15:50.923
19	1:47.628	22.177	35.732	49.719	164.2	34:28.033	10	1:45.262	21.810	34.623	48.829	167.9	17:36.185
<b>4</b> <b>Jurriaan DE BACK</b> <span style="float:right">NLD</span>							11	1:44.816	21.711	34.739	48.366	168.6	19:21.001
JW Raceservice <span style="float:right">Porsche 911 GT3 Cup (992)</span>							12	1:44.972	21.749	34.538	48.685	168.4	21:05.973
1	1:56.307	28.362	36.783	51.162	145.2	1:56.307	13	1:44.817	21.709	34.604	48.504	168.6	22:50.790
2	1:49.834	22.942	36.377	50.515	160.9	3:46.141	14	1:45.222	21.762	34.910	48.550	168.0	24:36.012
3	1:47.670	22.809	35.640	49.221	164.1	5:33.811	15	1:46.253	21.952	34.698	49.603	166.3	26:22.265
4	1:46.706	22.249	35.261	49.196	165.6	7:20.517	16	1:45.533	21.974	<b>34.410</b>	49.149	167.5	28:07.798
5	1:47.456	22.161	35.424	49.871	164.5	9:07.973	17	1:44.694	<b>21.686</b>	34.661	48.347	168.8	29:52.492
6	1:46.513	22.536	<b>34.957</b>	49.020	165.9	10:54.486	18	1:45.658	21.808	34.821	49.029	167.3	31:38.150
7	1:46.039	21.990	35.165	48.884	166.7	12:40.525	19	1:44.802	21.882	34.576	48.344	168.6	33:22.952
8	2:04.694	21.938	35.046	1:07.710	141.7	14:45.219	<b>10</b> <b>Niels LANGEVELD</b> <span style="float:right">NLD</span>						
9	1:46.220	21.958	35.209	49.053	166.4	16:31.439	Q1 Trackracing <span style="float:right">Porsche 911 GT3 Cup (992)</span>						
10	<b>1:45.874</b>	<b>21.866</b>	<b>35.207</b>	<b>48.801</b>	166.9	18:17.313	1	1:53.538	26.769	36.063	50.706	148.7	1:53.538
11	1:46.467	21.866	35.220	49.381	166.0	20:03.780	2	1:48.412	22.897	35.789	49.726	163.0	3:41.950
12	1:46.582	22.443	35.038	49.101	165.8	21:50.362	3	1:45.705	21.982	34.910	48.813	167.2	5:27.655
13	1:46.632	21.989	35.679	48.964	165.7	23:36.994	4	1:45.322	21.984	34.638	48.700	167.8	7:12.977
14	1:47.037	22.024	35.765	49.248	165.1	25:24.031	5	1:45.298	21.811	34.612	48.875	167.8	8:58.275
15	1:47.421	22.672	35.855	48.894	164.5	27:11.452	6	1:45.112	21.848	34.630	48.634	168.1	10:43.387
16	1:46.510	22.083	35.207	49.220	165.9	28:57.962	7	1:45.429	21.854	34.859	48.716	167.6	12:28.816
17	1:49.747	22.973	36.393	50.381	161.0	30:47.709	8	1:45.261	21.999	34.726	48.536	167.9	14:14.077
18	1:47.566	22.396	35.605	49.565	164.3	32:35.275	9	<b>1:44.717</b>	<b>21.725</b>	<b>34.584</b>	<b>48.408</b>	168.8	15:58.794
19	1:46.019	22.139	35.059	48.821	166.7	34:21.294	10	1:45.842	21.740	34.852	49.250	167.0	17:44.636
<b>5</b> <b>Domas RAUDONIS</b> <span style="float:right">LTU</span>							11	1:44.979	21.734	34.584	48.661	168.3	19:29.615
Team GP Elite <span style="float:right">Porsche 911 GT3 Cup (992)</span>							12	1:45.333	21.773	34.723	48.837	167.8	21:14.948
1	1:53.743	26.338	35.906	51.499	148.5	1:53.743	13	1:46.489	21.830	35.737	48.922	166.0	23:01.437
2	1:50.651	23.112	36.322	51.217	159.7	3:44.394	14	1:45.921	21.758	34.993	49.170	166.8	24:47.358
3	1:46.002	22.074	34.942	48.986	166.7	5:30.396	15	1:45.610	21.993	34.793	48.824	167.3	26:32.968
4	1:45.562	22.113	34.788	48.661	167.4	7:15.958	16	1:45.387	21.884	34.836	48.667	167.7	28:18.355
5	1:45.800	22.255	34.841	48.704	167.0	9:01.758	17	1:45.204	21.789	34.756	48.659	168.0	30:03.559
6	1:45.885	21.975	34.943	48.967	166.9	10:47.643	18	1:45.408	21.868	34.923	48.617	167.7	31:48.967
7	<b>1:45.139</b>	<b>21.752</b>	34.762	48.625	168.1	12:32.782	19	1:45.367	21.857	34.778	48.732	167.7	33:34.334
8	1:45.189	21.964	34.730	<b>48.495</b>	168.0	14:17.971	<b>12</b> <b>Maik ROSENBERG</b> <span style="float:right">DEU</span>						
9	1:48.060	21.924	<b>34.570</b>	51.566	163.5	16:06.031	Team GP Elite <span style="float:right">Porsche 911 GT3 Cup (992)</span>						
10	1:45.432	21.878	34.621	48.933	167.6	17:51.463	1	1:57.875	29.562	36.949	51.364	143.3	1:57.875



Porsche Carrera Cup Benelux  
4 Hours of Imola  
Race 2

Sector Analysis

— Invalidated Lap    ■ Personal Best    ■ Session Best    B Crossing the pit lane

Lap	Time	Sector 1	Sector 2	Sector 3	Kph	Elapsed
2	1:49.718	22.711	36.002	51.005	161.1	3:47.593
3	1:48.435	22.533	35.970	49.932	163.0	5:36.028
4	1:47.973	22.789	35.416	49.768	163.7	7:24.001
5	1:47.727	22.548	35.594	49.585	164.0	9:11.728
6	1:47.742	22.694	35.250	49.798	164.0	10:59.470
7	1:47.641	22.545	35.406	49.690	164.2	12:47.111
8	1:48.101	22.423	<b>35.173</b>	50.505	163.5	14:35.212
9	1:47.697	22.530	35.372	49.795	164.1	16:22.909
10	1:48.295	22.530	35.405	50.360	163.2	18:11.204
11	1:48.043	22.661	35.469	49.913	163.6	19:59.247
12	1:47.729	22.474	35.314	49.941	164.0	21:46.976
13	1:48.507	22.524	36.441	49.542	162.9	23:35.483
14	1:48.153	22.519	35.805	49.829	163.4	25:23.636
15	1:49.969	22.974	37.119	49.876	160.7	27:13.605
16	<b>1:47.119</b>	<b>22.291</b>	35.341	<b>49.487</b>	165.0	29:00.724
17	1:48.976	23.705	35.548	49.723	162.2	30:49.700
18	1:48.080	22.734	35.531	49.815	163.5	32:37.780
19	1:47.653	22.366	35.418	49.869	164.2	34:25.433

17 Dréke JANSSEN		NLD				
RedAnt Racing		Porsche 911 GT3 Cup (P92)				
1	1:54.102	27.393	36.384	50.325	148.0	1:54.102
2	1:50.044	22.971	36.373	50.700	160.6	3:44.146
3	1:45.307	21.792	34.792	48.723	167.8	5:29.453
4	1:45.697	21.698	34.936	49.063	167.2	7:15.150
5	1:45.649	22.243	34.848	<b>48.558</b>	167.3	9:00.799
6	1:46.394	22.483	35.197	48.714	166.1	10:47.193
7	1:45.014	21.635	34.809	48.570	168.3	12:32.207
8	1:45.132	21.614	34.838	48.680	168.1	14:17.339
9	1:45.253	<b>21.541</b>	34.800	48.912	167.9	16:02.592
10	1:45.376	21.882	34.728	48.766	167.7	17:47.968
11	1:45.440	21.857	34.828	48.755	167.6	19:33.408
12	<b>1:44.969</b>	21.725	<b>34.564</b>	48.680	168.4	21:18.377
13	1:46.952	23.297	35.018	48.637	165.2	23:05.329
14	1:48.363	22.575	36.004	49.784	163.1	24:53.692
15	1:45.903	21.882	34.712	49.309	166.9	26:39.595
16	1:47.209	22.169	35.409	49.631	164.8	28:26.804
17	1:45.898	22.142	35.158	48.598	166.9	30:12.702
18	1:45.584	21.856	35.021	48.707	167.4	31:58.286
19	1:45.914	22.173	34.993	48.748	166.9	33:44.200

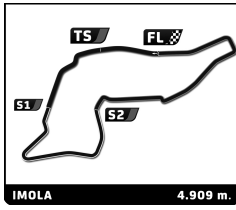
21 Sacha NORDEN		NLD				
JW Raceservice		Porsche 911 GT3 Cup (P92)				
1	1:52.893	26.478	36.094	50.321	149.6	1:52.893
2	1:49.463	23.619	35.884	49.960	161.4	3:42.356
3	1:45.689	21.962	34.773	48.954	167.2	5:28.045
4	1:45.315	21.836	34.892	48.587	167.8	7:13.360
5	1:45.256	21.842	34.621	48.793	167.9	8:58.616
6	1:44.953	21.668	34.775	48.510	168.4	10:43.569
7	1:45.457	21.859	34.887	48.711	167.6	12:29.026
8	1:45.358	21.896	35.012	<b>48.450</b>	167.7	14:14.384
9	1:45.305	21.570	34.869	48.866	167.8	15:59.689
10	1:45.126	21.547	34.808	48.771	168.1	17:44.815
11	1:45.204	21.871	34.666	48.667	168.0	19:30.019
12	1:45.223	21.676	34.754	48.793	168.0	21:15.242
13	1:49.915	21.619	39.048	49.248	160.8	23:05.157
14	1:46.790	22.685	35.405	48.700	165.5	24:51.947

Lap	Time	Sector 1	Sector 2	Sector 3	Kph	Elapsed
15	1:45.522	21.974	34.742	48.806	167.5	26:37.469
16	1:45.258	22.221	<b>34.472</b>	48.565	167.9	28:22.727
17	1:44.834	21.555	34.728	48.551	168.6	30:07.561
18	1:45.225	21.600	34.843	48.782	167.9	31:52.786
19	<b>1:44.633</b>	<b>21.497</b>	34.653	48.483	168.9	33:37.419

22 Kobe PAUWELS		BEL				
D'leteren Luxury Performance		Porsche 911 GT3 Cup (P92)				
1	1:53.613	27.000	36.209	50.404	148.6	1:53.613
2	1:49.222	23.014	36.397	49.811	161.8	3:42.835
3	1:45.885	22.015	34.950	48.920	166.9	5:28.720
4	1:45.966	21.860	34.881	49.225	166.8	7:14.686
5	1:45.609	22.073	34.833	48.703	167.3	9:00.295
6	1:45.682	22.176	34.943	48.563	167.2	10:45.977
7	1:45.098	21.921	34.663	48.514	168.2	12:31.075
8	1:44.908	21.925	34.681	<b>48.302</b>	168.5	14:15.983
9	1:45.354	<b>21.793</b>	34.681	48.880	167.7	16:01.337
10	1:45.313	21.849	34.639	48.825	167.8	17:46.650
11	<b>1:44.796</b>	21.843	34.586	48.367	168.6	19:31.446
12	1:45.276	21.852	<b>34.583</b>	48.841	167.9	21:16.722
13	1:45.403	21.835	34.881	48.687	167.7	23:02.125
14	1:46.199	21.984	35.262	48.953	166.4	24:48.324
15	1:46.677	22.049	34.848	49.780	165.7	26:35.001
16	1:45.640	21.901	35.047	48.692	167.3	28:20.641
17	1:45.430	21.944	34.728	48.758	167.6	30:06.071
18	1:45.419	21.943	34.712	48.764	167.6	31:51.490
19	1:45.462	21.899	34.688	48.875	167.6	33:36.952

32 Robin KNUTSSON		SWE				
NGT Racing		Porsche 911 GT3 Cup (P92)				
1	1:52.869	26.179	35.490	51.200	149.6	1:52.869
2	1:47.525	23.091	35.316	49.118	164.4	3:40.394
3	1:45.621	22.052	34.839	48.730	167.3	5:26.015
4	1:45.381	21.841	34.746	48.794	167.7	7:11.396
5	1:45.244	21.869	34.728	48.647	167.9	8:56.640
6	1:45.136	21.849	34.655	48.632	168.1	10:41.776
7	1:45.119	21.806	34.608	48.705	168.1	12:26.895
8	1:44.774	21.733	34.490	48.551	168.7	14:11.669
9	<b>1:44.702</b>	21.812	34.477	<b>48.413</b>	168.8	15:56.371
10	1:45.071	21.958	34.477	48.636	168.2	17:41.442
11	1:44.734	<b>21.675</b>	<b>34.439</b>	48.620	168.7	19:26.176
12	1:45.150	21.694	34.495	48.961	168.1	21:11.326
13	1:44.959	21.679	34.668	48.612	168.4	22:56.285
14	1:45.120	21.683	34.708	48.729	168.1	24:41.405
15	1:46.379	22.218	34.653	49.508	166.1	26:27.784
16	1:45.352	21.844	34.580	48.928	167.7	28:13.136
17	1:45.320	21.952	34.649	48.719	167.8	29:58.456
18	1:45.211	21.967	34.505	48.739	168.0	31:43.667
19	1:45.268	21.832	34.621	48.815	167.9	33:28.935

34 Dirk SCHOUTEN		NLD				
Q1 Trackracing		Porsche 911 GT3 Cup (P92)				
1	1:50.677	25.423	35.689	49.565	152.6	1:50.677
2	1:46.473	22.121	34.948	49.404	166.0	3:37.150
3	1:45.691	22.090	34.675	48.926	167.2	5:22.841
4	1:45.357	21.921	34.686	48.750	167.7	7:08.198
5	1:45.331	22.010	34.750	48.571	167.8	8:53.529



**Porsche Carrera Cup Benelux**  
4 Hours of Imola  
Race 2

**Sector Analysis**

— Invalidated Lap    ■ Personal Best    ■ Session Best    B Crossing the pit lane

Lap	Time	Sector 1	Sector 2	Sector 3	Kph	Elapsed
6	1:45.062	21.974	34.669	<b>48.419</b>	168.2	10:38.591
7	1:44.868	21.809	34.603	48.456	168.5	12:23.459
8	<b>1:44.777</b>	<b>21.694</b>	34.554	48.529	168.7	14:08.236
9	1:44.780	21.788	<b>34.442</b>	48.550	168.7	15:53.016
10	1:45.822	21.840	35.101	48.881	167.0	17:38.838
11	1:45.456	21.970	34.807	48.679	167.6	19:24.294
12	1:44.939	21.789	34.525	48.625	168.4	21:09.233
13	1:45.010	21.799	34.593	48.618	168.3	22:54.243
14	1:45.699	21.850	35.051	48.798	167.2	24:39.942
15	1:46.203	22.194	34.674	49.335	166.4	26:26.145
16	1:45.433	21.976	34.682	48.775	167.6	28:11.578
17	1:45.138	22.006	34.663	48.469	168.1	29:56.716
18	1:45.231	21.921	34.831	48.479	167.9	31:41.947
19	1:45.456	21.932	34.860	48.664	167.6	33:27.403

**39** **Jani KÄKELÄ** FIN  
39 Racing Porsche 911 GT3 Cup (992)

1	1:57.167	28.981	36.861	51.325	144.1	1:57.167
2	1:49.448	22.474	36.464	50.510	161.5	3:46.615
3	1:48.130	22.853	35.907	49.370	163.4	5:34.745
4	1:47.521	22.507	35.324	49.690	164.4	7:22.266
5	1:47.529	22.362	35.829	49.338	164.4	9:09.795
6	1:47.530	22.406	35.529	49.595	164.3	10:57.325
7	1:47.293	22.384	35.169	49.740	164.7	12:44.618
8	<b>1:46.267</b>	22.144	<b>34.972</b>	49.151	166.3	14:30.885
9	1:46.602	22.255	35.202	<b>49.145</b>	165.8	16:17.487
10	1:47.496	<b>22.140</b>	35.411	49.945	164.4	18:04.983
11	1:47.161	22.319	35.413	49.429	164.9	19:52.144
12	1:49.300	22.387	36.335	50.578	161.7	21:41.444
13	1:47.665	22.316	35.611	49.738	164.1	23:29.109
14	1:47.764	22.340	35.850	49.574	164.0	25:16.873
15	1:52.720	22.481	40.309	49.930	156.8	27:09.593
16	1:47.989	22.277	36.181	49.531	163.7	28:57.582
17	1:49.691	23.136	36.440	50.115	161.1	30:47.273
18	1:49.301	22.576	35.626	51.099	161.7	32:36.574
19	1:48.161	22.268	35.827	50.066	163.4	34:24.735

**47** **Alexander REIMANN** EST  
EST1 Racing Porsche 911 GT3 Cup (992)

1	1:55.905	27.691	36.816	51.398	145.7	1:55.905
2	1:49.825	22.954	36.028	50.843	160.9	3:45.730
3	1:46.591	22.303	35.077	49.211	165.8	5:32.321
4	1:46.265	22.070	35.279	48.916	166.3	7:18.586
5	1:45.543	21.898	34.861	<b>48.784</b>	167.4	9:04.129
6	1:45.807	22.039	<b>34.822</b>	48.946	167.0	10:49.936
7	1:45.885	21.887	35.091	48.907	166.9	12:35.821
8	1:45.737	21.876	<b>34.748</b>	49.113	167.1	14:21.558
9	1:46.038	22.134	34.929	48.975	166.7	16:07.596
10	1:46.037	22.290	34.891	48.856	166.7	17:53.633
11	1:45.693	21.873	35.035	48.785	167.2	19:39.326
12	<b>1:45.447</b>	<b>21.775</b>	34.864	48.808	167.6	21:24.773
13	1:46.091	21.915	34.969	49.207	166.6	23:10.864
14	1:46.260	22.208	35.089	48.963	166.3	24:57.124
15	1:46.090	22.035	34.992	49.063	166.6	26:43.214
16	1:45.739	21.872	34.893	48.974	167.1	28:28.953
17	1:45.835	22.038	34.892	48.905	167.0	30:14.788
18	1:45.895	21.936	35.096	48.863	166.9	32:00.683

**48** **Thomas KANGRO** EST  
Porsche Estonia Porsche 911 GT3 Cup (992)

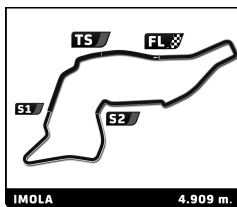
1	1:55.704	28.093	36.785	50.826	146.0	1:55.704
2	1:50.209	23.294	36.303	50.612	160.4	3:45.913
3	1:47.548	22.758	35.376	49.414	164.3	5:33.461
4	1:46.780	22.283	35.133	49.364	165.5	7:20.241
5	1:47.493	22.140	35.263	50.090	164.4	9:07.734
6	1:46.185	22.287	<b>34.748</b>	49.150	166.4	10:53.919
7	1:46.099	22.022	35.033	49.044	166.6	12:40.018
8	1:49.597	<b>21.922</b>	35.113	52.562	161.2	14:29.615
9	1:46.264	22.211	35.010	49.043	166.3	16:15.879
10	<b>1:45.972</b>	22.046	34.913	<b>49.013</b>	166.8	18:01.851
11	1:46.092	22.044	34.926	49.122	166.6	19:47.943
12	1:46.688	22.414	35.077	49.197	165.6	21:34.631
13	1:47.078	22.100	35.684	49.294	165.0	23:21.709
14	1:47.067	22.550	35.286	49.231	165.1	25:08.776
15	1:46.900	22.217	35.208	49.475	165.3	26:55.676
16	1:46.727	22.183	35.352	49.192	165.6	28:42.403
17	1:48.111	22.844	35.736	49.531	163.5	30:30.514
18	1:47.364	22.522	35.420	49.422	164.6	32:17.878
19	1:46.891	22.217	35.395	49.279	165.3	34:04.769

**65** **Sam JONGEJAN** NLD  
Team RaceArt Porsche 911 GT3 Cup (992)

1	1:53.743	27.167	36.272	50.304	148.5	1:53.743
2	1:49.794	23.055	36.535	50.204	161.0	3:43.537
3	1:45.503	21.885	34.807	48.811	167.5	5:29.040
4	1:45.762	21.891	34.969	48.902	167.1	7:14.802
5	1:45.867	22.261	34.916	48.690	166.9	9:00.669
6	1:46.013	22.354	34.879	48.780	166.7	10:46.682
7	1:45.192	21.964	34.636	48.592	168.0	12:31.874
8	<b>1:45.016</b>	21.841	<b>34.593</b>	48.582	168.3	14:16.890
9	1:45.220	<b>21.693</b>	34.883	48.644	168.0	16:02.110
10	1:45.175	21.811	34.646	48.718	168.0	17:47.285
11	1:45.201	21.889	34.681	48.631	168.0	19:32.486
12	1:45.877	21.952	34.828	49.097	166.9	21:18.363
13	1:47.546	23.433	35.189	48.924	164.3	23:05.909
14	1:47.190	22.533	35.365	49.292	164.9	24:53.099
15	1:46.390	22.030	34.993	49.367	166.1	26:39.489
16	1:47.120	22.174	35.557	49.389	165.0	28:26.609
17	1:45.616	22.057	34.776	48.783	167.3	30:12.225
18	1:45.656	22.143	34.950	<b>48.563</b>	167.3	31:57.881
19	1:46.168	22.483	34.910	48.775	166.5	33:44.049

**69** **Kalle ROVANPERÄ** FIN  
RedAnt Racing Porsche 911 GT3 Cup (992)

1	1:48.549	24.472	34.832	49.245	155.6	1:48.549
2	1:45.611	22.048	34.788	48.775	167.3	3:34.160
3	1:45.436	22.103	34.709	48.624	167.6	5:19.596
4	1:44.757	21.667	34.573	48.517	168.7	7:04.353
5	1:44.684	21.739	34.602	<b>48.343</b>	168.8	8:49.037
6	1:44.988	21.803	34.752	48.433	168.3	10:34.025
7	1:44.734	21.726	34.559	48.449	168.7	12:18.759
8	1:44.983	21.829	34.635	48.519	168.3	14:03.742
9	1:44.599	21.733	34.486	48.380	169.0	15:48.341



# Porsche Carrera Cup Benelux

## 4 Hours of Imola

### Race 2

## Sector Analysis

— Invalidated Lap    ■ Personal Best    ■ Session Best    B Crossing the pit lane

Lap	Time	Sector 1	Sector 2	Sector 3	Kph	Elapsed	Lap	Time	Sector 1	Sector 2	Sector 3	Kph	Elapsed
10	1:44.844	21.782	34.431	48.631	168.6	17:33.185	2	1:50.048	22.966	36.290	50.792	160.6	3:44.835
11	1:44.654	21.630	34.581	48.443	168.9	19:17.839	3	1:46.193	21.930	35.311	48.952	166.4	5:31.028
12	1:44.485	21.663	34.397	48.425	169.1	21:02.324	4	1:46.118	22.004	35.047	49.067	166.5	7:17.146
13	1:44.652	21.697	34.550	48.405	168.9	22:46.976	5	1:45.495	21.815	34.962	48.718	167.5	9:02.641
14	1:45.155	21.853	34.793	48.509	168.1	24:32.131	6	1:45.805	21.947	34.970	48.888	167.0	10:48.446
15	1:46.401	21.973	34.526	49.902	166.1	26:18.532	7	1:45.780	21.953	34.919	48.908	167.1	12:34.226
16	1:45.088	21.829	34.656	48.603	168.2	28:03.620	8	1:45.837	21.988	34.986	48.863	167.0	14:20.063
17	1:44.478	<b>21.605</b>	34.430	48.443	169.1	29:48.098	9	1:46.724	22.047	35.050	49.627	165.6	16:06.787
18	1:44.812	21.792	34.654	48.366	168.6	31:32.910	10	1:45.843	21.949	34.915	48.979	167.0	17:52.630
19	<b>1:44.416</b>	21.623	<b>34.366</b>	48.427	169.2	33:17.326	11	1:45.487	21.929	34.831	48.727	167.5	19:38.117

**77** Jules GROUWELS NLD  
Team RaceArt Porsche 911 GT3 Cup (992)

1	1:54.544	27.591	36.405	50.548	147.4	1:54.544
2	1:51.125	22.889	36.803	51.433	159.0	3:45.669
3	1:47.565	22.527	35.502	49.536	164.3	5:33.234
4	1:46.685	22.125	35.132	49.428	165.7	7:19.919
5	1:46.866	22.123	35.264	49.479	165.4	9:06.785
6	1:46.563	22.225	35.194	49.144	165.8	10:53.348
7	1:46.278	22.129	35.108	49.041	166.3	12:39.626
8	1:45.803	22.026	34.842	48.935	167.0	14:25.429
9	1:46.161	21.933	35.053	49.175	166.5	16:11.590
10	1:45.736	21.869	34.940	48.927	167.1	17:57.326
11	<b>1:45.479</b>	<b>21.805</b>	34.819	<b>48.855</b>	167.5	19:42.805
12	1:46.381	22.298	35.056	49.027	166.1	21:29.186
13	1:46.218	21.867	35.232	49.119	166.4	23:15.404
14	1:46.478	22.023	35.281	49.174	166.0	25:01.882
15	1:46.193	22.011	35.101	49.081	166.4	26:48.075
16	1:45.637	21.883	<b>34.803</b>	48.951	167.3	28:33.712
17	3:06.376	1:39.893	37.352	49.131	94.8	31:40.088
18	1:48.389	22.126	34.979	51.284	163.0	33:28.477

**92** Benjamin PAQUE BEL  
D'Ieteren Luxury Performance Porsche 911 GT3 Cup (992)

1	1:52.536	25.647	35.691	51.198	150.1	1:52.536
2	1:45.704	22.009	34.901	48.794	167.2	3:38.240
3	1:45.132	21.974	34.703	48.455	168.1	5:23.372
4	1:45.172	21.808	34.718	48.646	168.0	7:08.544
5	1:45.450	21.954	34.851	48.645	167.6	8:53.994
6	1:45.082	21.969	34.739	48.374	168.2	10:39.076
7	1:45.023	21.892	34.651	48.480	168.3	12:24.099
8	<b>1:44.543</b>	21.831	<b>34.482</b>	<b>48.230</b>	169.0	14:08.642
9	1:44.728	<b>21.703</b>	34.610	48.415	168.7	15:53.370
10	1:45.874	21.764	35.068	49.042	166.9	17:39.244
11	1:45.409	21.876	34.783	48.750	167.7	19:24.653
12	1:45.040	21.774	34.652	48.614	168.2	21:09.693
13	1:45.109	21.762	35.085	48.262	168.1	22:54.802
14	1:45.531	21.835	35.003	48.693	167.5	24:40.333
15	1:46.432	22.460	34.965	49.007	166.0	26:26.765
16	1:45.684	22.248	34.822	48.614	167.2	28:12.449
17	1:44.968	21.855	34.620	48.493	168.4	29:57.417
18	1:45.078	21.994	34.671	48.413	168.2	31:42.495
19	1:45.343	21.843	34.850	48.650	167.8	33:27.838

**98** Nick HO NLD  
PG Motorsport Porsche 911 GT3 Cup (992)

1	1:54.787	27.308	36.948	50.531	147.1	1:54.787
---	----------	--------	--------	--------	-------	----------

**121** Valters ZVIEDRIS LVA  
Q1 Trackracing Porsche 911 GT3 Cup (992)

1	1:56.797	28.591	36.864	51.342	144.6	1:56.797
2	1:50.190	22.579	36.945	50.666	160.4	3:46.987
3	1:48.473	22.502	36.224	49.747	162.9	5:35.460
4	1:47.116	22.281	35.417	49.418	165.0	7:22.576
5	1:47.632	22.289	35.894	49.449	164.2	9:10.208
6	1:47.387	22.325	35.626	49.436	164.6	10:57.595
7	1:47.388	22.260	35.415	49.713	164.6	12:44.983
8	1:46.556	22.104	35.110	49.342	165.9	14:31.539
9	1:46.331	22.084	35.213	49.034	166.2	16:17.870
10	1:47.395	22.364	35.356	49.675	164.6	18:05.265
11	1:47.480	22.247	35.612	49.621	164.4	19:52.745
12	1:48.932	22.192	36.075	50.665	162.2	21:41.677
13	1:47.732	22.365	35.584	49.783	164.0	23:29.409
14	1:47.915	22.315	35.952	49.648	163.8	25:17.324
15	1:47.386	22.204	35.881	49.301	164.6	27:04.710
16	1:46.483	22.261	35.090	49.132	166.0	28:51.193
17	1:46.743	22.457	35.427	<b>48.859</b>	165.6	30:37.936
18	1:46.360	22.300	34.984	49.076	166.2	32:24.296
19	<b>1:45.874</b>	<b>22.036</b>	<b>34.761</b>	49.077	166.9	34:10.170