

European Le Mans Series 4 Hours of Mugello Free Practice 1

Sector Analysis

Lap under Red Flag Invalidated Lap Personal Best Session Best Crossing the pit lane

Lap	D	Time	Sector 1	Sector 2	Sector 3	T. Spd	Elapsed	Lap	D	Time	Sector 1	Sector 2	Sector 3	T. Spd	Elapsed
32	2	1:40.989	34.545	31.314	35.130	285.0	1:17:07.779	12	3	1:38.401	34.272	29.624	34.505	289.5	39:43.627
33	2	1:38.784	34.169	29.650	34.965	288.0	1:18:46.563	13	3	1:38.616	34.169	29.444	35.003	289.5	41:22.243
34	2	3:32.001	55.512	1:11.276	1:25.213	286.5	1:22:18.564	14	3	1:42.336	34.703	32.104	35.529	290.3	43:04.579
35	2	3:38.983 B	1:16.431	32.295	1:50.257	79.5	1:25:57.547	15	3	1:38.700	33.786	29.823	35.091	288.8	44:43.279
36	3	1:49.259	42.078	31.178	36.003	192.9	1:27:46.806	16	3	1:38.474	33.761	29.384	35.329	288.8	46:21.753
37	3	1:41.038	34.264	31.175	35.599	287.2	1:29:27.844	17	3	1:40.346	34.039	29.486	36.821	289.5	48:02.099
38	3	1:51.147	34.291	38.665	38.191	291.1	1:31:18.991	18	3	1:42.700	34.691	32.652	35.357	288.8	49:44.799
39	3	1:51.652	39.337	33.513	38.802	285.7	1:33:10.643								
40	3	2:03.479	38.009	41.185	44.285	289.5	1:35:14.122								

11 Eurointernational		Ligier JS P320 - Nissan					
1. Matthew Richard BELL		LMP3					
2. Adam ALI							
1	2	3:29.895	2:14.382	35.688	39.825	143.8	3:29.895
2	2	1:50.539	37.643	34.321	38.575	254.7	5:20.434
3	2	1:48.990	37.111	33.315	38.564	259.0	7:09.424
4	2	1:46.688	36.706	32.189	37.793	258.4	8:56.112
5	2	3:11.454 B	35.702	32.450	2:03.302	260.9	12:07.566
6	2	20:58.515	...	33.845	40.096	156.7	33:06.081
7	2	1:46.852	37.276	32.108	37.468	257.8	34:52.933
8	2	1:45.001	36.075	31.453	37.473	259.6	36:37.934
9	2	1:44.972	35.891	31.609	37.472	260.2	38:22.906
10	2	1:44.362	35.779	31.233	37.350	261.5	40:07.268
11	2	1:44.906	35.868	31.438	37.600	259.0	41:52.174
12	2	6:41.586 B	37.119	34.086	5:30.381	262.1	48:33.760
13	1	1:56.759	45.019	33.408	38.332	174.2	50:30.519
14	1	1:47.451	36.320	32.517	38.614	260.9	52:17.970
15	1	1:47.353	37.114	32.184	38.055	261.5	54:05.323
16	1	1:46.619	36.540	32.044	38.035	259.6	55:51.942
17	1	1:46.109	36.204	31.985	37.920	258.4	57:38.051
18	1	1:48.050	36.828	33.047	38.175	260.9	59:26.101
19	1	1:46.542	36.251	32.285	38.006	260.2	1:01:12.643

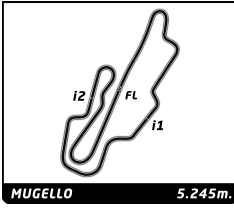
12 WTM by Rinaldi Racing		Duqueine M30 - D08 - Nissan					
1. Torsten KRATZ		LMP3					
2. Leonard WEISS		3. Oscar TUNJO					
1	1	5:21.033	4:00.755	39.563	40.715	135.8	5:21.033
2	1	1:50.556	38.462	33.459	38.635	259.6	7:11.589
3	1	25:05.977 B	37.477	32.896	...	262.1	32:17.566
4	2	1:56.230	45.477	32.902	37.851	173.1	34:13.796
5	2	1:45.673	36.555	31.741	37.377	261.5	35:59.469

14 AO by TF		Oreca 07 - Gibson					
1. Jonny EDGAR		LMP2					
2. Louis DELÉTRAZ		3. Robert KUBICA					
1	2	2:09.041	55.326	36.140	37.575	180.9	2:09.041
2	2	1:49.572	37.044	32.266	40.262	270.0	3:58.613
3	2	1:35.282	33.158	28.165	33.959	288.0	5:33.895
4	2	1:36.918	32.776	28.500	35.642	289.5	7:10.813
5	2	1:41.797	33.210	31.042	37.545	289.5	8:52.610
6	2	1:34.921	32.642	27.962	34.317	290.3	10:27.531
7	2	20:49.668 B	1:16.959	1:12.021	...	78.1	31:17.199
8	3	1:53.548	43.753	32.735	37.060	188.8	33:10.747
9	3	1:38.529	34.257	29.781	34.491	287.2	34:49.276
10	3	1:36.506	33.367	28.812	34.327	288.8	36:25.782
11	3	1:39.444	33.784	29.281	36.379	291.1	38:05.226

15 RLR M Sport		Ligier JS P320 - Nissan					
1. Michael JENSEN		LMP3					
2. Nick ADCOCK		3. Gael JULIEN					
1	3	3:48.580	2:33.893	35.650	39.037	151.7	3:48.580
2	3	1:47.126	37.180	32.298	37.648	255.9	5:35.706
3	3	1:49.921	36.226	32.302	41.393	262.8	7:25.627
4	3	1:57.421	36.307	32.839	48.275	263.4	9:23.048
5	3	21:48.864 B	35.755	32.100	...	264.1	31:11.912
6	3	1:58.082	46.064	33.825	38.193	134.5	33:09.994
7	3	1:48.634	36.622	33.142	38.870	260.2	34:58.628
8	3	1:45.257	35.463	32.177	37.617	262.1	36:43.885
9	3	1:43.152	35.222	31.063	36.867	264.7	38:27.037
10	3	1:43.084	35.194	30.962	36.928	263.4	40:10.121
11	3	3:53.363 B	38.052	32.387	2:42.924	264.1	44:03.484
12	1	2:05.360	47.380	37.241	40.739	166.4	46:08.844
13	1	1:50.474	37.969	33.911	38.594	260.9	47:59.318
14	1	1:50.355	37.377	34.166	38.812	260.9	49:49.673
15	1	1:49.811	37.608	33.551	38.652	261.5	51:39.484
16	1	1:50.980	37.542	34.407	39.031	260.9	53:30.464
17	1	1:49.721	37.748	33.513	38.460	260.2	55:20.185
18	1	1:49.728	37.949	33.315	38.464	260.2	57:09.913
19	1	1:48.995	37.130	33.578	38.287	260.2	58:58.908
20	1	1:48.703	36.996	33.409	38.298	261.5	1:00:47.611
21	1	1:49.187	37.471	33.014	38.702	259.6	1:02:36.798
22	1	10:11.586 B	37.464	35.570	8:58.552	259.6	1:12:48.384
23	2	1:59.968	46.231	34.348	39.389	171.4	1:14:48.352
24	2	1:53.412	39.510	35.100	38.802	258.4	1:16:41.764
25	2	1:50.703	37.875	34.318	38.510	255.9	1:18:32.467
26	2	3:19.659	43.389	1:11.404	1:24.866	259.0	1:21:52.126
27	2	2:44.648	1:19.073	46.518	39.057	79.5	1:24:36.774
28	2	1:48.979	37.637	32.974	38.368	260.2	1:26:25.753
29	2	1:49.435	37.470	33.124	38.841	259.6	1:28:15.188
30	2	1:57.801	38.208	36.724	42.869	260.9	1:30:12.989

17 COOL Racing		Ligier JS P320 - Nissan					
1. Miguel CRISTÓVÃO		LMP3					
2. Cédric OLTRAMARE		3. Manuel ESPIRITO SANTO					
1	3	2:33.513	1:18.250	36.044	39.219	144.6	2:33.513
2	3	1:48.774	37.870	33.588	37.316	259.0	4:22.287
3	3	1:44.022	35.874	30.986	37.162	261.5	6:06.309
4	3	1:45.706	35.659	32.564	37.483	266.7	7:52.015
5	3	1:42.337	35.017	30.317	37.003	262.8	9:34.352
6	3	21:50.106 B	35.075	35.975	...	263.4	31:24.458
7	2	1:57.529	45.527	33.664	38.338	157.7	33:21.987
8	2	1:46.413	36.183	32.414	37.816	260.2	35:08.400
9	2	1:46.409	36.227	32.286	37.896	262.1	36:54.809
10	2	1:48.858	36.098	33.786	38.974	260.9	38:43.667





European Le Mans Series 4 Hours of Mugello Free Practice 1

Sector Analysis

Lap under Red Flag Invalidated Lap Personal Best Session Best B Crossing the pit lane

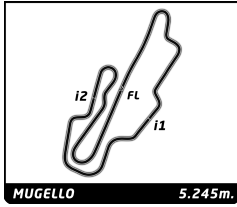
Lap	D	Time	Sector 1	Sector 2	Sector 3	T. Spd	Elapsed	Lap	D	Time	Sector 1	Sector 2	Sector 3	T. Spd	Elapsed
17	2	1:48.580	40.994	30.925	36.661	192.9	56:13.637	2	1	1:47.518	37.869	32.811	36.838	285.0	4:14.535
18	2	1:38.807	34.929	29.067	34.811	285.7	57:52.444	3	1	2:29.690	35.908	37.119	1:16.663	289.5	6:44.225
19	2	1:42.662	33.859	33.780	35.023	287.2	59:35.106	4	1	1:59.871	35.937	35.776	48.158	288.0	8:44.096
20	2	1:37.567	33.622	29.046	34.899	285.7	1:01:12.673	5	1	1:41.851	35.672	30.686	35.493	290.3	10:25.947
21	2	1:39.349	33.964	29.907	35.478	287.2	1:02:52.022	6	1	20:56.787 B	58.221			235.8	31:22.734
22	2	1:42.328	34.293	31.044	36.991	288.0	1:04:34.350	7	1	1:54.660	45.903	32.017	36.740	171.4	33:17.394
23	2	7:07.735 B	35.401	31.684	6:00.650	284.2	1:11:42.085	8	1	1:43.080	35.756	30.961	36.363	290.3	35:00.474
24	1	1:50.790	42.468	32.054	36.268	192.9	1:13:32.875	9	1	1:41.847	34.857	31.345	35.645	287.2	36:42.321
25	1	1:45.724	36.141	32.763	36.820	287.2	1:15:18.599	10	1	1:39.241	34.193	29.836	35.212	292.7	38:21.562
26	1	1:39.781	34.352	29.925	35.504	285.0	1:16:58.380	11	1	1:39.960	34.876	29.423	35.661	291.9	40:01.522
27	1	1:39.315	34.154	29.893	35.268	286.5	1:18:37.695	12	1	1:40.310	34.113	31.101	35.096	291.1	41:41.832
28	1	3:22.670	45.609	1:11.828	1:25.233	286.5	1:22:00.365	13	1	1:42.813	34.111	31.787	36.915	291.9	43:24.645
29	1	2:35.929	1:19.660	39.336	36.933	78.5	1:24:36.294	14	1	1:39.793	34.767	29.853	35.173	289.5	45:04.438
30	1	1:40.507	34.418	31.040	35.049	286.5	1:26:16.801	15	1	3:04.901 B	34.671	30.076	2:00.154	290.3	48:09.339
31	1	1:40.302	34.056	31.024	35.222	288.0	1:27:57.103	16	2	1:49.464	42.649	31.050	35.765	191.2	49:58.803
32	1	1:43.508	34.625	32.134	36.749	289.5	1:29:40.611	17	2	1:42.416	35.003	31.308	36.105	288.8	51:41.219

23		United Autosports		Oreca 07 - Gibson			
		1. Bijoy GARG		LMP2			
		2. Fabio SCHERER		3. Paul DI RESTA			
1	3	3:41.370	2:26.459	34.977	39.934	155.6	3:41.370
2	3	1:45.668	36.287	32.118	37.263	283.5	5:27.038
3	3	1:51.923	35.882	38.173	37.868	286.5	7:18.961
4	3	1:56.117	32.149	41.391	41.577	288.0	9:15.078
5	3	2:22.905 B	33.936	28.284	1:21.585	288.8	11:37.983
6	3	21:16.066	...	31.795	35.967	184.3	32:54.049
7	3	1:35.166	33.021	28.468	33.677	286.5	34:29.215
8	3	1:35.026	32.823	28.117	34.086	289.5	36:04.241
9	3	3:01.675 B	36.563	32.553	1:52.559	291.1	39:05.916
10	2	1:46.798	41.436	30.418	34.944	191.5	40:52.714
11	2	1:37.224	33.640	29.032	34.552	288.0	42:29.938
12	2	1:39.696	33.645	30.694	35.357	288.8	44:09.634
13	2	1:40.568	35.055	29.984	35.529	289.5	45:50.202
14	2	1:39.078	33.737	30.003	35.338	289.5	47:29.280
15	2	3:34.311 B	34.174	29.421	2:30.716	290.3	51:03.591
16	2	1:45.820	40.415	30.452	34.953	193.5	52:49.411
17	2	1:37.742	33.967	29.175	34.600	288.0	54:27.153
18	2	5:58.086 B	34.245	30.744	4:53.097	289.5	1:00:25.239
19	2	1:47.140	41.300	30.347	35.493	193.9	1:02:12.379
20	2	1:42.204	34.116	31.834	36.254	285.7	1:03:54.583
21	2	7:01.668 B	34.644	31.742	5:55.282	285.0	1:10:56.251
22	2	1:48.685	40.829	29.758	38.098	192.9	1:12:44.936
23	2	1:40.590	32.963	31.471	35.156	285.7	1:14:25.526
24	2	2:42.431 B	34.036	29.753	1:38.642	286.5	1:17:07.957
25	1	1:48.843	42.506	30.526	35.811	192.2	1:18:56.800
26	1	3:45.549	1:08.462	1:11.911	1:25.176	184.9	1:22:42.349
27	1	2:10.727	1:04.257	30.724	35.746	78.4	1:24:53.076
28	1	1:39.453	34.373	29.773	35.307	285.0	1:26:32.529
29	1	1:40.117	34.100	30.083	35.934	285.7	1:28:12.646
30	1	1:42.467	35.486	30.880	36.101	287.2	1:29:55.113

24		Nielsen Racing		Oreca 07 - Gibson			
		1. John FALB		LMP2 Pro/Am			
		2. Colin NOBLE		3. Nicholas YELLOLY			
1	1	2:27.017	1:12.408	35.164	39.445	137.1	2:27.017

25		Algarve Pro Racing		Oreca 07 - Gibson			
		1. Matthias KAISER		LMP2			
		2. Olli CALDWELL		3. Alexander LYNN			
1	3	5:27.370	4:13.628	35.510	38.232	146.3	5:27.370
2	3	2:10.835 B	35.843	31.755	1:03.237	274.8	7:38.205
3	3	1:54.085	44.589	30.389	39.107	190.5	9:32.290
4	3	2:48.124 B	33.465	37.105	1:37.554	288.0	12:20.414
5	3	20:42.025	...	31.299	38.325	160.2	33:02.439
6	3	1:36.284	33.395	28.588	34.301	285.7	34:38.723
7	3	1:45.476	32.708	31.123	41.645	289.5	36:24.199
8	3	1:37.738	32.791	28.375	36.572	290.3	38:01.937
9	3	1:38.138	34.014	29.819	34.305	289.5	39:40.075
10	3	6:15.165 B	34.122	29.816	5:11.227	290.3	45:55.240
11	2	1:48.887	42.347	31.226	35.314	192.5	47:44.127
12	2	1:40.828	34.471	30.704	35.653	288.0	49:24.955
13	2	1:38.985	34.029	30.240	34.716	288.0	51:03.940
14	2	1:39.004	32.723	30.446	34.835	288.0	52:42.944
15	2	1:39.185	33.991	30.004	35.190	288.0	54:22.129
16	2	1:38.357	33.889	29.812	34.656	289.5	56:00.486
17	2	1:38.283	34.235	29.457	34.591	288.8	57:38.769
18	2	1:38.552	34.505	29.244	34.803	291.9	59:17.321



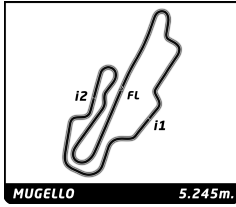


European Le Mans Series 4 Hours of Mugello Free Practice 1

Sector Analysis

Lap under Red Flag													Invalidated Lap	Personal Best	Session Best	B Crossing the pit lane
Lap	D	Time	Sector 1	Sector 2	Sector 3	T. Spd	Elapsed	Lap	D	Time	Sector 1	Sector 2	Sector 3	T. Spd	Elapsed	
19	2	1:38.102	33.543	29.108	35.451	288.8	1:00:55.423	6	2	3:14.414 B	34.454	29.948	2:10.012	289.5	12:11.975	
20	2	1:39.459	34.132	30.113	35.214	288.8	1:02:34.882	7	1	20:46.243	...	31.378	36.740	169.0	32:58.218	
21	2	1:44.059	34.029	32.194	37.836	287.2	1:04:18.941	8	1	1:38.170	33.998	29.482	34.690	284.2	34:36.388	
22	2	1:44.526	35.704	32.409	36.413	288.8	1:06:03.467	9	1	1:37.272	33.341	29.298	34.633	286.5	36:13.660	
23	2	1:45.294	36.222	33.549	35.523	288.0	1:07:48.761	10	1	1:37.075	33.475	28.918	34.682	287.2	37:50.735	
24	2	1:39.210	34.281	29.550	35.379	288.0	1:09:27.971	11	1	1:40.051	34.675	30.588	34.788	288.8	39:30.786	
25	2	1:39.655	34.366	30.405	34.884	289.5	1:11:07.626	12	1	1:39.818	34.197	30.669	34.952	288.0	41:10.604	
26	2	1:38.130	33.964	29.185	34.981	288.8	1:12:45.756	13	1	1:38.331	33.777	29.881	34.673	290.3	42:48.935	
27	2	3:22.553 B	33.955	31.041	2:17.557	289.5	1:16:08.309	14	1	1:58.696 B	34.615	29.584	54.497	288.0	44:47.631	
28	1	1:48.011	42.375	30.353	35.283	194.6	1:17:56.320	15	1	3:56.445	2:51.484	30.133	34.828	188.2	48:44.076	
29	1	2:40.890	34.354	40.292	1:26.244	286.5	1:20:37.210	16	1	1:40.934	34.783	30.313	35.838	287.2	50:25.010	
30	1	3:20.559	1:19.903	1:12.333	48.323	80.0	1:23:57.769	17	1	1:38.209	33.777	29.508	34.924	287.2	52:03.219	
31	1	1:44.289	36.630	31.954	35.705	288.0	1:25:42.058	18	1	1:38.311	34.254	29.448	34.609	288.8	53:41.530	
32	1	1:42.671	34.994	32.193	35.484	288.0	1:27:24.729	19	1	1:40.013	34.038	30.157	35.818	288.8	55:21.543	
33	1	1:43.081	34.289	32.066	36.726	288.8	1:29:07.810	20	1	1:38.691	34.434	29.329	34.928	288.0	57:00.234	
27 Nielsen Racing							Oreca 07 - Gibson	29 Richard Mille by TDS						Oreca 07 - Gibson		
1. Benjamin PEDERSEN							LMP2	1. Rodrigo SALES						LMP2 Pro/Am		
2. William STEVENS								2. Mathias BECHE								
1	2	2:18.077	1:05.926	35.089	37.062	155.4	2:18.077	1	2	2:34.240	1:20.957	35.495	37.788	175.6	2:34.240	
2	2	1:50.878	36.509	31.334	43.035	285.7	4:08.955	2	2	1:42.049	35.402	31.311	35.336	284.2	4:16.289	
3	2	1:41.076	33.611	29.411	38.054	288.0	5:50.031	3	2	1:44.844	35.241	32.417	37.186	287.2	6:01.133	
4	2	1:36.540	33.142	28.440	34.958	288.8	7:26.571	4	2	1:35.417	32.998	28.388	34.031	287.2	7:36.550	
5	2	1:41.658	34.319	29.948	37.391	291.1	9:08.229	5	2	1:41.898	33.550	29.989	38.359	288.0	9:18.448	
6	2	22:13.483 B	33.325	29.284	...	290.3	31:21.712	6	2	22:02.338 B	33.464	28.569	...	290.3	31:20.786	
7	2	1:52.041	44.155	31.363	36.523	175.0	33:13.753	7	2	1:52.093	42.665	32.428	37.000	188.5	33:12.879	
8	2	1:43.536	35.893	30.253	37.390	288.0	34:57.289	8	2	1:41.250	35.234	31.102	34.914	284.2	34:54.129	
9	2	1:39.479	33.473	30.337	35.669	290.3	36:36.768	9	2	1:36.793	32.735	28.426	34.632	287.2	36:30.922	
10	2	1:36.619	33.270	28.967	34.382	288.8	38:13.387	10	2	1:35.126	32.697	28.291	34.138	288.0	38:06.048	
11	2	4:08.308 B	33.770	29.523	3:05.015	290.3	42:21.695	11	2	1:39.993	32.837	30.053	36.103	290.3	39:46.041	
12	2	1:47.848	41.091	30.975	35.782	193.5	44:09.543	12	2	1:36.805	33.179	28.977	34.649	288.0	41:22.846	
13	2	1:42.188	34.275	30.522	37.391	289.5	45:51.731	13	2	1:42.952	34.328	32.551	36.073	289.5	43:05.798	
14	2	11:45.141 B	36.356	32.065	...	288.8	57:36.872	14	2	1:38.229	33.455	30.079	34.695	288.0	44:44.027	
15	1	1:52.075	44.491	30.943	36.641	188.5	59:28.947	15	2	7:24.562 B	33.576	29.680	6:21.306	288.0	52:08.589	
16	1	1:41.836	34.312	31.026	36.498	284.2	1:01:10.783	16	2	3:13.400 B	40.461	29.214	2:03.725	191.8	55:21.989	
17	1	1:40.011	32.932	30.055	36.017	285.7	1:02:50.794	17	3	1:50.203	41.885	31.818	36.500	192.2	57:12.192	
18	1	1:43.004	34.362	31.892	36.750	285.0	1:04:33.798	18	3	1:43.533	35.083	32.382	36.068	286.5	58:55.725	
19	1	5:23.585 B	34.999	31.589	4:16.997	285.7	1:09:57.383	19	3	1:38.952	33.606	28.908	36.438	288.0	1:00:34.677	
20	1	1:47.550	41.665	30.493	35.392	189.8	1:11:44.933	20	3	1:40.569	33.592	32.051	34.926	287.2	1:02:15.246	
21	1	1:42.978	36.146	31.468	35.364	286.5	1:13:27.911	21	3	1:41.101	33.757	30.900	36.444	288.0	1:03:56.347	
22	1	1:38.485	33.926	29.584	34.975	287.2	1:15:06.396	22	3	7:30.686 B	35.627	31.644	6:23.415	286.5	1:11:27.033	
23	1	1:38.780	34.086	29.744	34.950	288.8	1:16:45.176	23	3	1:51.063	42.098	29.839	39.126	184.6	1:13:18.096	
24	1	1:39.626	34.575	29.833	35.218	288.0	1:18:24.802									
25	1	10:05.635 B	35.952	1:12.029	8:17.654	287.2	1:28:30.437									
26	1	7:00.564 B	41.933	32.432	5:46.199	189.5	1:35:31.001									
27	1	2:10.532	50.706	39.227	40.599	182.1	1:37:41.533									
28 IDEC Sport							Oreca 07 - Gibson									
1. Nicolas PINO							LMP2									
2. Reshad DE GERUS																
1	2	2:09.814	55.704	36.286	37.824	179.7	2:09.814									
2	2	1:52.297	37.070	32.346	42.881	264.1	4:02.111									
3	2	1:35.020	33.232	27.958	33.830	285.7	5:37.131									
4	2	1:43.770	34.215	31.042	38.513	288.8	7:20.901									
5	2	1:36.660	32.799	28.328	35.533	288.0	8:57.561									



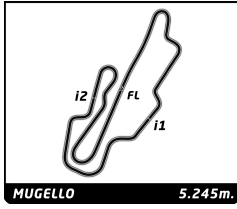


European Le Mans Series
4 Hours of Mugello
Free Practice 1
Sector Analysis

Lap under Red Flag **Invalidated Lap** **Personal Best** **Session Best** **B Crossing the pit lane**

Lap	D	Time	Sector 1	Sector 2	Sector 3	T. Spd	Elapsed	Lap	D	Time	Sector 1	Sector 2	Sector 3	T. Spd	Elapsed
24	3	1:38.108	33.627	29.736	34.745	285.7	1:14:56.204	6	3	11:17.531 B	35.575	59.604	9:42.352	262.1	21:03.732
25	3	2:48.576 B	33.690	30.989	1:43.897	286.5	1:17:44.780	7	2	12:07.307	...	33.934	40.289	148.4	33:11.039
26	1	2:51.179	43.023	42.595	1:25.561	184.0	1:20:35.959	8	2	1:50.756	38.467	33.783	38.506	260.2	35:01.795
27	1	3:22.176	1:19.571	1:12.051	50.554	78.1	1:23:58.135	9	2	1:50.289	37.723	34.171	38.395	260.9	36:52.084
28	1	1:46.033	36.904	33.070	36.059	285.0	1:25:44.168	10	2	1:47.337	37.120	32.198	38.019	260.9	38:39.421
29	1	1:42.684	35.204	31.767	35.713	285.0	1:27:26.852	11	2	1:48.031	37.258	32.568	38.205	262.1	40:27.452
30	1	1:43.429	35.009	31.333	37.087	287.2	1:29:10.281	12	2	1:47.093	36.916	32.188	37.989	260.2	42:14.545
<div style="border: 1px solid black; padding: 2px;"> <p>30 Duqueine Team Oreca 07 - Gibson LMP2 1.Niels KOOLEN 3.James ALLEN 2.Jean-Baptiste SIMMENAUI</p> </div>								<div style="border: 1px solid black; padding: 2px;"> <p>34 Inter Europol Competition Oreca 07 - Gibson LMP2 1.Oliver GRAY 3.Luca GHIOTTO 2.Clément NOVALAK</p> </div>							
1	3	2:13.479	56.608	36.474	40.397	175.3	2:13.479	1	1	2:55.281	1:34.710	38.244	42.327	144.6	2:55.281
2	3	1:54.178	36.118	31.401	46.659	276.2	4:07.657	2	1	1:49.814	38.314	34.108	37.392	259.0	4:45.095
3	3	1:39.925	33.779	29.472	36.674	280.5	5:47.582	3	1	1:41.006	35.200	30.941	34.865	270.0	6:26.101
4	3	1:37.691	33.288	28.474	35.929	288.0	7:25.273	4	1	1:36.677	33.696	29.128	33.853	288.0	8:02.778
5	3	1:38.517	33.246	29.908	35.363	287.2	9:03.790	5	1	1:37.802	32.360	29.693	35.749	288.8	9:40.580
6	3	22:12.001 B	33.188	30.713	...	290.3	31:15.791	6	1	21:52.346 B	33.483	46.298	...	288.8	31:32.926
7	3	1:52.133	43.953	32.316	35.864	178.8	33:07.924	7	1	1:50.985	43.993	31.936	35.056	189.5	33:23.911
8	3	1:39.395	34.779	29.683	34.933	284.2	34:47.319	8	1	1:39.157	34.365	29.645	35.147	288.0	35:03.068
9	3	1:37.550	33.795	28.800	34.955	286.5	36:24.869	9	1	1:39.386	34.520	29.474	35.392	289.5	36:42.454
10	3	1:38.405	33.496	28.944	35.965	287.2	38:03.274	10	1	1:39.348	34.402	29.639	35.307	290.3	38:21.802
11	3	1:38.445	33.605	30.235	34.605	285.0	39:41.719	11	1	1:36.396	33.280	28.784	34.332	289.5	39:58.198
12	3	1:39.899	35.516	29.440	34.943	289.5	41:21.618	12	1	1:38.170	33.786	29.279	35.105	289.5	41:36.368
13	3	1:40.328	34.576	30.842	34.910	288.8	43:01.946	13	1	1:39.160	34.201	29.727	35.232	286.5	43:15.528
14	3	1:39.210	33.715	30.374	35.121	287.2	44:41.156	14	1	1:38.474	33.770	29.434	35.270	288.8	44:54.002
15	3	1:39.404	33.713	30.075	35.616	287.2	46:20.560	15	1	1:38.699	34.521	29.173	35.005	288.0	46:32.701
16	3	7:54.219 B	34.241	29.469	6:50.509	289.5	54:14.779	16	1	1:40.779	34.323	31.686	34.770	288.8	48:13.480
17	1	1:50.702	43.747	31.595	35.360	191.2	56:05.481	17	1	1:37.972	33.668	29.297	35.007	288.8	49:51.452
18	1	1:39.025	34.137	29.747	35.141	284.2	57:44.506	18	1	4:25.777 B	34.409	29.224	3:22.144	288.8	54:17.229
19	1	1:39.963	34.180	30.001	35.782	285.7	59:24.469	19	2	1:49.340	43.131	30.781	35.428	192.9	56:06.569
20	1	1:38.981	34.052	29.743	35.186	285.7	1:01:03.450	20	2	1:39.440	34.604	29.827	35.009	288.8	57:46.009
21	1	1:40.968	34.096	30.347	36.525	285.7	1:02:44.418	21	2	1:39.510	34.293	29.581	35.636	289.5	59:25.519
22	1	1:47.016	35.408	33.056	38.552	283.5	1:04:31.434	22	2	1:38.643	34.156	29.498	34.989	289.5	1:01:04.162
23	1	1:47.137	36.241	31.975	38.921	280.5	1:06:18.571	23	2	1:40.608	34.708	30.048	35.852	289.5	1:02:44.770
24	1	1:47.008	36.673	32.444	37.891	284.2	1:08:05.579	24	2	7:39.385 B	35.410	32.501	6:31.474	285.7	1:10:24.155
25	1	1:44.229	35.464	32.993	35.772	284.2	1:09:49.808	25	2	1:47.296	42.100	30.115	35.081	193.2	1:12:11.451
26	1	1:41.550	34.333	31.568	35.649	285.0	1:11:31.358	26	2	1:40.685	34.141	31.474	35.070	288.0	1:13:52.136
27	1	1:40.025	34.469	30.237	35.319	288.0	1:13:11.383	27	2	1:38.874	34.049	29.672	35.153	289.5	1:15:31.010
28	1	1:40.535	34.951	30.324	35.260	287.2	1:14:51.918								
29	1	1:40.339	34.684	30.128	35.527	285.7	1:16:32.257								
30	1	1:39.964	34.527	29.943	35.494	285.7	1:18:12.221								
31	1	4:57.642 B	34.563	52.522	3:30.557	285.7	1:23:09.863								
32	2	1:59.538	52.418	30.992	36.128	78.1	1:25:09.401								
33	2	1:41.244	34.658	30.221	36.365	284.2	1:26:50.645								
34	2	1:41.545	34.575	30.884	36.086	288.8	1:28:32.190								
35	2	1:43.547	35.457	31.488	36.602	282.7	1:30:15.737								
<div style="border: 1px solid black; padding: 2px;"> <p>31 Racing Spirit of Leman Ligier JS P320 - Nissan LMP3 1.Jacques WOLFF 3.Antoine DOQUIN 2.Jean-Ludovic FOUBERT</p> </div>															
1	3	2:17.915	1:00.679	37.479	39.757	146.7	2:17.915								
2	3	1:55.784	38.567	33.277	43.940	256.5	4:13.699								
3	3	1:50.034	36.448	34.787	38.799	257.8	6:03.733								
4	3	1:58.708	35.579	45.466	37.663	258.4	8:02.441								
5	3	1:43.760	35.863	31.018	36.879	260.2	9:46.201								





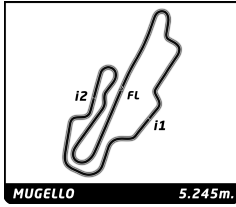
European Le Mans Series
4 Hours of Mugello
Free Practice 1

Sector Analysis

Lap under Red Flag Invalidated Lap Personal Best Session Best Crossing the pit lane

Lap	D	Time	Sector 1	Sector 2	Sector 3	T. Spd	Elapsed	Lap	D	Time	Sector 1	Sector 2	Sector 3	T. Spd	Elapsed
14	1	1:51.221	37.585	34.778	38.858	260.9	52:26.002								
15	1	1:51.014	37.451	34.384	39.179	261.5	54:17.016								
16	1	1:57.320	37.527	34.795	44.998	260.2	56:14.336								
17	1	4:08.718 B	37.742	34.886	2:56.090	261.5	1:00:23.054								
18	3	1:58.142	44.729	34.516	38.897	173.1	1:02:21.196								
19	3	1:53.436	37.808	35.080	40.548	260.2	1:04:14.632								
20	3	1:53.233	37.851	35.491	39.891	257.1	1:06:07.865								
21	3	1:52.658	38.534	35.092	39.032	260.2	1:08:00.523								
22	3	1:50.902	37.844	34.013	39.045	261.5	1:09:51.425								
23	3	1:49.761	37.197	33.546	39.018	262.8	1:11:41.186								
24	3	1:50.671	37.051	33.985	39.635	260.9	1:13:31.857								
25	3	1:50.457	37.656	33.853	38.948	259.6	1:15:22.314								
26	3	1:52.954	38.297	35.214	39.443	260.9	1:17:15.268								
27	3	6:19.517 B	37.860	34.962	5:06.695	259.0	1:23:34.785								
28	3	1:57.479	45.287	33.703	38.489	165.4	1:25:32.264								
29	3	1:49.426	37.124	33.688	38.614	261.5	1:27:21.690								
30	3	1:49.207	36.651	33.942	38.614	262.8	1:29:10.897								
31	3	3:35.541 B	38.173	36.941	2:20.427	264.1	1:32:46.438								
32	2	2:15.824	48.670	42.960	44.194	174.2	1:35:02.262								
33	2	2:12.804	44.134	43.251	45.419	258.4	1:37:15.066								
34	2	2:11.932	46.183	41.913	43.836	257.8	1:39:26.998								
35	2	1:58.959	41.662	36.994	40.303	260.2	1:41:25.957								
29	1	3:21.484	49.152	1:05.362	1:26.970	173.1	1:21:24.962								
30	1	3:04.070	1:20.148	1:02.877	41.045	78.1	1:24:29.032								
31	1	1:52.902	38.614	35.268	39.020	259.0	1:26:21.934								
32	1	1:57.761	38.142	35.839	43.780	262.8	1:28:19.695								
33	1	1:55.582	38.132	35.527	41.923	260.9	1:30:15.277								
34	1	3:47.138 B	42.268	41.877	2:22.993	262.1	1:34:02.415								
59	Racing Spirit of Leman		Aston Martin Vantage AMR LMGTS3												
	1. Derek DEBOER		3. Valentin HASSE CLOT		LMGTS3										
	2. Casper STEVENSON														
1	1	3:02.541	1:39.261	40.628	42.652	152.8	3:02.541								
2	1	1:53.813	39.330	35.124	39.359	255.3	4:56.354								
3	1	1:51.690	38.423	33.988	39.279	259.0	6:48.044								
4	1	1:49.486	37.346	33.189	38.951	259.0	8:37.530								
5	1	1:49.280	37.386	33.320	38.574	260.2	10:26.810								
6	1	20:43.883 B	1:03.734	1:11.464	...	228.3	31:10.693								
7	2	2:05.401	49.794	35.444	40.163	129.7	33:16.094								
8	2	1:50.383	37.523	34.007	38.853	260.9	35:06.477								
9	2	1:49.170	36.993	33.282	38.895	260.2	36:55.647								
10	2	1:49.439	37.590	33.433	38.416	260.9	38:45.086								
11	2	1:47.932	36.705	32.914	38.313	260.9	40:33.018								
12	2	1:47.845	36.788	32.811	38.246	259.6	42:20.863								
13	2	3:03.603 B	36.997	34.260	1:52.346	259.6	45:24.466								
14	1	2:10.316	50.868	38.597	40.851	161.0	47:34.782								
15	1	1:51.001	38.126	33.978	38.897	259.0	49:25.783								
16	1	1:49.261	37.403	33.375	38.483	261.5	51:15.044								
17	1	1:50.138	37.470	33.740	38.928	260.2	53:05.182								
18	1	1:51.695	38.870	34.026	38.799	263.4	54:56.877								
19	1	1:51.723	37.426	34.809	39.488	261.5	56:48.600								
20	1	1:49.540	37.302	33.731	38.507	260.2	58:38.140								
21	1	1:49.911	37.582	33.672	38.657	261.5	1:00:28.051								
22	1	3:23.862 B	37.774	34.646	2:11.442	260.9	1:03:51.913								
23	3	2:06.611	46.037	38.189	42.385	170.3	1:05:58.524								
24	3	1:57.055	40.565	37.369	39.121	257.8	1:07:55.579								
25	3	1:49.217	37.749	33.350	38.118	257.8	1:09:44.796								
26	3	1:52.744	36.904	35.426	41.414	259.0	1:11:38.540								
27	3	1:48.640	37.225	33.134	38.281	258.4	1:13:27.180								
28	3	6:34.130 B	37.140	33.748	5:23.242	259.0	1:20:01.310								
29	3	3:44.324	1:19.332	1:13.044	1:11.948	79.4	1:23:45.634								
30	3	2:12.113	46.653	40.773	44.687	167.7	1:25:57.747								
31	3	2:07.965	44.318	39.806	43.841	207.7	1:28:05.712								
32	3	2:02.193	42.475	37.318	42.400	190.8	1:30:07.905								
60	Proton Competition		Porsche 911 GT3 R LMGTS3												
	1. Claudio SCHIAVONI		3. Julien ANDLAUER		LMGTS3										
	2. Matteo CRESSONI														
1	2	2:59.426	1:44.941	35.091	39.394	173.1	2:59.426								
2	2	1:48.275	37.041	33.037	38.197	255.3	4:47.701								
3	2	1:46.814	36.374	32.468	37.972	257.1	6:34.515								
4	2	1:47.593	36.299	33.051	38.243	259.0	8:22.108								
5	2	1:47.952	36.484	33.111	38.357	260.2	10:10.060								
6	2	21:44.222 B	54.419	1:11.953	...	261.5	31:54.282								
7	1	2:10.291	51.684	37.861	40.746	147.7	34:04.573								
8	1	1:53.858	38.302	35.925	39.631	259.6	35:58.431								
9	1	1:58.156	38.395	38.836	40.925	258.4	37:56.587								





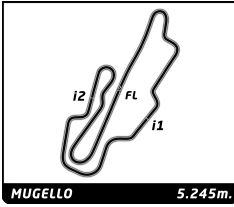
European Le Mans Series 4 Hours of Mugello Free Practice 1

Sector Analysis

Lap under Red Flag Invalidated Lap Personal Best Session Best B Crossing the pit lane

Lap	D	Time	Sector 1	Sector 2	Sector 3	T. Spd	Elapsed	Lap	D	Time	Sector 1	Sector 2	Sector 3	T. Spd	Elapsed
10	1	1:58.545	39.331	37.638	41.576	256.5	39:55.132	29	2	3:10.342 B	37.618	33.565	1:59.159	255.3	1:27:23.845
11	1	1:55.038	38.972	36.097	39.969	257.8	41:50.170	30	3	2:05.545	48.261	37.428	39.856	164.9	1:29:29.390
12	1	1:56.977	38.945	37.344	40.688	257.8	43:47.147	65 Panis Racing Oreca 07 - Gibson LMP2							
13	1	1:55.228	39.039	35.924	40.265	257.1	45:42.375	1.Manuel MALDONADO							
14	1	1:58.681	38.810	37.653	42.218	259.0	47:41.056	2.Charles MILESI							
15	1	1:56.547	39.384	36.586	40.577	256.5	49:37.603	1	2	2:25.990	1:12.777	34.974	38.239	155.4	2:25.990
16	1	2:55.698 B	38.942	35.881	1:40.875	260.2	52:33.301	2	2	1:45.664	36.070	30.337	39.257	255.9	4:11.654
17	1	2:12.629	50.013	39.300	43.316	157.2	54:45.930	3	2	1:45.946	35.595	32.175	38.176	268.7	5:57.600
18	1	2:04.091	40.635	40.515	42.941	255.3	56:50.021	4	2	1:34.687	32.859	28.088	33.740	288.8	7:32.287
19	1	1:53.449	38.475	35.278	39.696	255.9	58:43.470	5	2	1:49.042	35.163	36.129	37.750	288.0	9:21.329
20	1	1:52.654	38.255	34.705	39.694	256.5	1:00:36.124	6	2	2:28.671 B	33.208	29.081	1:26.382	289.5	11:50.000
21	1	5:26.718 B	38.911	36.410	4:11.397	232.8	1:06:02.842	7	2	21:06.249	...	31.498	37.868	168.7	32:56.249
22	3	2:03.010	46.524	35.181	41.305	174.2	1:08:05.852	8	2	1:37.295	32.936	29.443	34.916	288.8	34:33.544
23	3	1:49.565	36.826	34.124	38.615	258.4	1:09:55.417	9	2	1:34.688	32.850	28.018	33.820	289.5	36:08.232
24	3	1:47.435	36.535	32.812	38.088	259.0	1:11:42.852	10	2	5:12.092 B	32.816	31.704	4:08.572	290.3	41:21.324
25	3	1:48.664	37.189	32.831	38.644	261.5	1:13:31.516	11	1	1:47.531	42.294	29.908	35.329	186.2	43:08.855
26	3	1:48.315	36.786	33.096	38.433	257.1	1:15:19.831	12	1	1:40.297	34.103	31.469	34.725	289.5	44:49.152
27	3	1:47.888	36.514	32.975	38.399	258.4	1:17:07.719	13	1	1:38.757	32.753	30.321	34.683	288.8	46:27.909
28	3	5:45.721 B	51.459	52.531	4:01.731	158.4	1:22:53.440	14	1	1:42.606	36.276	31.353	34.977	290.3	48:10.515
29	3	2:15.404	1:01.513	35.184	38.707	79.7	1:25:08.844	15	1	1:38.637	33.501	30.273	34.863	288.8	49:49.152
30	3	1:48.535	37.291	33.206	38.038	258.4	1:26:57.379	16	1	1:37.955	33.681	29.559	34.715	288.8	51:27.107
31	3	1:46.868	36.233	32.524	38.111	259.6	1:28:44.247	17	1	1:38.013	33.970	29.007	35.036	288.8	53:05.120
63 Iron Lynx Lamborghini Huracan LMGT3 Evo2								66 JMW Motorsport Ferrari 296 LMGT3							
1.Hiroshi HAMAGUCHI								1.Scott NOBLE							
2.Axcel JEFFERIES								2.Jason HART							
3.Andrea CALDARELLI								3.Ben TUCK							
1	3	4:25.563	3:07.487	37.324	40.752	147.3	4:25.563	1	3	2:36.971	1:20.198	36.745	40.028	155.2	2:36.971
2	3	1:57.345	39.609	37.041	40.695	253.5	6:22.908	2	3	1:50.808	37.933	34.301	38.574	259.6	4:27.779
3	3	1:55.359	36.852	35.125	43.382	257.8	8:18.267	3	3	1:50.472	37.568	34.153	38.751	259.6	6:18.251
4	3	1:48.048	36.939	32.735	38.374	257.1	10:06.315	4	3	1:49.226	36.991	33.640	38.595	262.1	8:07.477
5	3	21:29.352 B	50.775	1:11.405	...	257.1	31:35.667	5	3	1:48.677	37.059	33.174	38.444	261.5	9:56.154
6	3	2:07.058	49.892	36.979	40.187	158.8	33:42.725	6	3	21:34.482 B	41.420	1:12.171	...	261.5	31:30.636
7	3	1:54.277	39.506	36.315	38.456	254.1	35:37.002	7	3	2:01.926	47.202	35.623	39.101	173.4	33:32.562
8	3	1:51.933	36.859	33.787	41.287	258.4	37:28.935	8	3	1:50.825	37.540	34.713	38.572	261.5	35:23.387
9	3	1:59.200	37.224	34.381	47.595	258.4	39:28.135	9	3	1:49.228	37.291	33.276	38.661	261.5	37:12.615
10	3	1:48.994	36.823	33.385	38.786	257.8	41:17.129								
11	3	1:48.213	36.708	33.098	38.407	257.8	43:05.342								
12	3	3:08.773 B	36.815	33.933	1:58.025	259.6	46:14.115								
13	1	2:15.626	51.945	40.429	43.252	151.0	48:29.741								
14	1	1:57.954	40.624	37.004	40.326	254.1	50:27.695								
15	1	1:49.966	37.554	33.824	38.588	254.1	52:17.661								
16	1	1:51.720	38.311	34.874	38.535	257.1	54:09.381								
17	1	1:48.548	36.978	33.294	38.276	257.1	55:57.929								
18	1	1:48.304	36.711	33.264	38.329	256.5	57:46.233								
19	1	1:57.107	36.966	40.891	39.250	258.4	59:43.340								
20	1	1:50.227	37.696	33.639	38.892	255.9	1:01:33.567								
21	1	5:46.399 B	37.255	35.869	4:33.275	255.9	1:07:19.966								
22	2	3:19.979 B	48.912	39.827	1:51.240	171.7	1:10:39.945								
23	2	1:59.611	45.291	34.757	39.563	175.9	1:12:39.556								
24	2	1:49.630	37.241	33.302	39.087	255.3	1:14:29.186								
25	2	1:49.164	37.088	33.141	38.935	255.9	1:16:18.350								
26	2	1:50.240	37.235	33.988	39.017	255.3	1:18:08.590								
27	2	2:54.122	37.287	51.355	1:25.480	255.9	1:21:02.712								
28	2	3:10.791	1:20.210	1:10.502	40.079	61.7	1:24:13.503								





European Le Mans Series 4 Hours of Mugello Free Practice 1

Sector Analysis

Lap under Red Flag Invalidated Lap ■ Personal Best ■ Session Best **B** Crossing the pit lane

Lap	D	Time	Sector 1	Sector 2	Sector 3	T. Spd	Elapsed	Lap	D	Time	Sector 1	Sector 2	Sector 3	T. Spd	Elapsed
10	3	1:49.262	37.118	33.565	38.579	260.9	40:57.828								
11	3	1:48.628	37.074	33.042	38.512	260.2	42:46.456								
12	3	1:48.958	37.020	33.529	38.409	260.2	44:35.414								
13	3	3:56.446 B	37.293	34.541	2:44.612	260.2	48:31.860								
14	1	2:03.840	48.761	35.634	39.445	169.3	50:35.700								
15	1	1:51.891	38.032	34.685	39.174	263.4	52:27.591								
16	1	1:51.378	37.969	34.445	38.964	261.5	54:18.969								
17	1	1:52.922	38.300	34.885	39.737	261.5	56:11.891								
18	1	1:51.605	38.301	34.388	38.916	259.6	58:03.496								
19	1	1:52.212	38.399	34.755	39.058	260.9	59:55.708								
20	1	1:54.108	38.163	34.918	41.027	260.2	1:01:49.816								
21	1	3:21.385 B	38.054	39.526	2:03.805	261.5	1:05:11.201								
22	2	2:01.026	46.766	34.837	39.423	174.2	1:07:12.227								
23	2	1:49.214	37.592	33.145	38.477	259.0	1:09:01.441								
24	2	1:48.948	37.010	33.183	38.755	259.0	1:10:50.389								
25	2	1:49.979	37.280	33.848	38.851	260.2	1:12:40.368								
26	2	7:13.389 B	37.435	33.791	6:02.163	259.6	1:19:53.757								
27	2	3:45.781	1:18.135	1:11.111	1:16.535	79.9	1:23:39.538								
28	2	1:50.305	38.351	33.283	38.671	240.5	1:25:29.843								
29	2	3:02.645 B	37.586	33.713	1:51.346	259.6	1:28:32.488								
30	1	2:08.893	49.500	36.879	42.514	167.7	1:30:41.381								

