

European Le Mans Series
4 Hours of Mugello
Free Practice 2

Sector Analysis

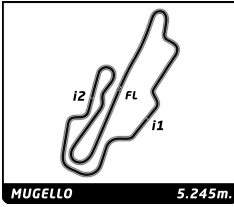
Table with columns: Lap, D, Time, Sector 1, Sector 2, Sector 3, T. Spd, Elapsed. Includes driver names, car models (Oreca 07 - Gibson LMP2), and performance statistics for various drivers across multiple laps.







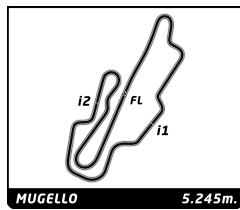


European Le Mans Series  
4 Hours of Mugello  
Free Practice 2  
Sector Analysis

Lap under Red Flag Invalidated Lap Personal Best Session Best B Crossing the pit lane

Lap	D	Time	Sector 1	Sector 2	Sector 3	T. Spd	Elapsed	Lap	D	Time	Sector 1	Sector 2	Sector 3	T. Spd	Elapsed
45	1	1:43.961	35.618	32.472	35.871	288.0	1:31:25.432	1	1	3:46.840	2:28.365	37.550	40.925	130.9	3:46.840
<b>30</b>		<b>Duqueine Team</b> 1.Niels KOOLEN 2.Jean-Baptiste SIMMENAUI 3.James ALLEN Oreca 07 - Gibson LMP2													
1	3	2:15.253	59.779	37.117	38.357	153.2	2:15.253	2	1	1:53.152	39.987	34.343	38.822	254.7	5:39.992
2	3	1:49.412	36.102	32.498	40.812	279.1	4:04.665	3	1	1:50.075	37.783	33.684	38.608	257.8	7:30.067
3	3	1:43.823	35.040	33.299	35.484	288.0	5:48.488	4	1	1:50.637	37.962	33.706	38.969	259.6	9:20.704
4	3	1:43.659	34.672	33.779	35.208	288.0	7:32.147	5	1	3:32.558	1:01.749	1:12.552	1:18.257	255.3	12:53.262
5	3	5:58.719 B	34.237	33.102	4:51.380	288.8	13:30.866	6	1	3:36.940 B	39.767	33.312	2:23.861	238.9	16:30.202
6	3	3:03.237	44.126	51.992	1:27.119	189.1	16:34.103	7	1	2:55.851	1:17.849	59.762	38.240	79.6	19:26.053
7	3	2:51.697	1:21.860	53.688	36.149	78.1	19:25.800	8	1	1:50.208	37.404	34.186	38.618	260.2	21:16.261
8	3	1:46.553	33.073	32.096	41.384	288.8	21:12.353	9	1	1:51.616	37.675	35.452	38.489	259.6	23:07.877
9	3	1:42.700	35.868	32.168	34.664	289.5	22:55.053	10	1	1:47.238	37.041	32.395	37.802	260.2	24:55.115
10	3	1:36.215	32.936	29.384	33.895	288.0	24:31.268	11	1	1:47.819	36.993	32.368	38.458	261.5	26:42.934
11	3	1:37.757	32.714	30.187	34.856	289.5	26:09.025	12	1	3:04.683 B	41.329			260.2	29:47.617
12	3	1:35.000	33.012	27.967	34.021	288.8	27:44.025	13	2	1:58.196	46.375	33.514	38.307	176.2	31:45.813
13	3	4:16.633 B	33.229	28.707	3:14.697	289.5	32:00.658	14	2	1:50.026	38.751	32.993	38.282	259.0	33:35.839
14	2	1:46.975	40.926	30.078	35.971	192.5	33:47.633	15	2	1:48.113	37.348	32.544	38.221	260.2	35:23.952
15	2	1:38.570	34.047	29.702	34.821	285.7	35:26.203	16	2	1:49.725	37.477	32.966	39.282	259.6	37:13.677
16	2	1:38.287	34.156	29.356	34.775	287.2	37:04.490	17	2	1:48.768	37.202	32.788	38.778	263.4	39:02.445
17	2	1:37.818	33.873	29.188	34.757	287.2	38:42.308	18	2	1:51.414	38.459	33.437	39.518	263.4	40:53.859
18	2	1:40.763	33.389	32.423	34.951	288.0	40:23.071	19	2	1:48.755	37.175	33.179	38.401	262.1	42:42.614
19	2	<del>1:40.420</del>	<del>32.499</del>	30.625	36.296	288.8	42:03.491	20	2	1:52.430	37.100	35.859	39.471	260.9	44:35.044
20	2	1:42.246	33.554	30.444	38.248	288.0	43:45.737	21	2	1:49.037	37.987	32.734	38.316	262.1	46:24.081
21	2	1:38.947	34.777	29.270	34.900	288.0	45:24.684	22	2	3:24.983 B	37.368	32.796	2:14.819	260.2	49:49.064
22	2	1:38.620	34.088	29.633	34.899	288.8	47:03.304	23	3	1:54.194	43.744	32.845	37.605	177.0	51:43.258
23	2	1:39.228	34.348	29.757	35.123	288.0	48:42.532	24	3	1:47.272	36.729	33.033	37.510	264.1	53:30.530
24	2	1:37.796	33.587	29.247	34.962	288.8	50:20.328	25	3	1:46.767	36.219	32.378	38.170	262.8	55:17.297
25	2	1:41.544	35.130	30.702	35.712	290.3	52:01.872	26	3	1:51.775	36.888	34.251	40.636	264.1	57:09.072
26	2	1:39.337	34.161	29.599	35.577	290.3	53:41.209	27	3	1:45.528	36.260	31.837	37.431	261.5	58:54.600
27	2	1:37.994	33.672	29.324	34.998	289.5	55:19.203	28	3	3:43.691 B	36.199	32.371	2:35.121	262.8	1:02:38.291
28	2	1:43.233	35.133	32.553	35.547	290.3	57:02.436	29	1	1:58.341	45.756	33.771	38.814	175.0	1:04:36.632
29	2	1:39.424	34.174	29.670	35.580	288.8	58:41.860	30	1	1:51.332	38.532	33.937	38.863	260.9	1:06:27.964
30	2	3:45.993 B	34.123	30.314	2:41.556	288.8	1:02:27.853	31	1	1:53.846	38.988	35.520	39.338	259.6	1:08:21.810
31	1	1:49.048	42.371	31.039	35.638	194.2	1:04:16.901	32	1	1:50.479	38.245	33.515	38.719	259.6	1:10:12.289
32	1	1:39.694	34.581	29.990	35.123	287.2	1:05:56.595	33	1	1:50.716	38.378	33.730	38.608	258.4	1:12:03.005
33	1	1:39.785	34.242	29.554	35.989	286.5	1:07:36.380	34	1	1:51.446	37.941	34.076	39.429	259.6	1:13:54.451
34	1	1:38.881	34.246	29.547	35.088	288.0	1:09:15.261	35	1	3:32.515 B	38.037	33.928	2:20.550	261.5	1:17:26.966
35	1	1:40.152	34.026	30.429	35.697	288.0	1:10:55.413	36	2	2:01.760	48.892	34.174	38.694	177.9	1:19:28.726
36	1	1:40.626	34.573	30.365	35.688	288.8	1:12:36.039	37	2	1:49.432	37.794	33.153	38.485	260.2	1:21:18.158
37	1	1:39.573	34.733	29.613	35.227	287.2	1:14:15.612	38	2	1:50.236	37.713	33.687	38.836	259.0	1:23:08.394
38	1	1:39.610	34.118	29.987	35.505	288.0	1:15:55.222	39	2	1:50.313	38.148	33.924	38.241	262.1	1:24:58.707
39	1	1:40.358	34.745	30.136	35.477	288.0	1:17:35.580	40	2	1:49.530	37.938	33.134	38.458	260.2	1:26:48.237
40	1	3:11.966 B	34.354	30.240	2:07.372	286.5	1:20:47.546	41	2	1:48.685	37.457	33.094	38.134	260.9	1:28:36.922
41	3	1:45.942	41.118	29.813	35.011	196.0	1:22:33.488	42	2	1:49.083	37.560	33.159	38.364	261.5	1:30:26.005
42	3	1:38.562	34.140	29.513	34.909	288.8	1:24:12.050	<b>34 Inter Europol Competition</b> 1.Oliver GRAY 2.Clément NOVALAK 3.Luca GHIOTTO Oreca 07 - Gibson LMP2							
43	3	1:40.114	33.936	30.471	35.707	288.0	1:25:52.164	1	1	3:45.687 B	1:22.766	39.495	1:43.426	162.9	3:45.687
44	3	1:40.668	36.220	29.544	34.904	288.0	1:27:32.832	2	1	2:07.360	51.532	35.910	39.918	140.3	5:53.047
45	3	1:40.850	34.113	30.070	36.667	288.0	1:29:13.682	3	1	1:46.444	37.300	32.417	36.727	272.0	7:39.491
46	3	1:39.029	34.384	29.617	35.028	288.8	1:30:52.711	4	1	1:49.306	36.191	32.235	40.880	273.4	9:28.797
<b>31</b>		<b>Racing Spirit of Leman</b> 1.Jacques WOLFF 2.Jean-Ludovic FOUBERT 3.Antoine DOQUIN Ligier JS P320 - Nissan LMP3													
5	1	3:45.687 B	1:22.766	39.495	1:43.426	162.9	3:45.687	5	1	3:37.038	1:15.903	1:12.339	1:08.796	78.1	13:05.835
6	1	2:29.784	34.326	36.437	1:19.021	283.5	15:35.619	6	1	2:29.784	34.326	36.437	1:19.021	283.5	15:35.619
7	1	3:28.718	1:20.523	1:15.106	53.089	78.3	19:04.337	7	1	3:28.718	1:20.523	1:15.106	53.089	78.3	19:04.337
8	1	1:37.297	33.405	28.546	35.346	288.8	20:41.634	8	1	1:37.297	33.405	28.546	35.346	288.8	20:41.634



European Le Mans Series  
4 Hours of Mugello  
Free Practice 2

## Sector Analysis

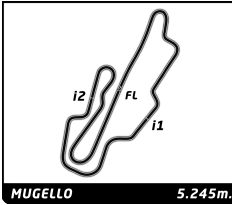
		Lap under Red Flag						Invalidated Lap		Personal Best		Session Best		B Crossing the pit lane	
Lap	D	Time	Sector 1	Sector 2	Sector 3	T. Spd	Elapsed	Lap	D	Time	Sector 1	Sector 2	Sector 3	T. Spd	Elapsed
9	1	1:37.309	32.721	30.239	34.349	291.9	22:18.943	13	3	1:46.372	36.377	31.892	38.103	259.0	28:34.719
10	1	1:38.224	<b>32.544</b>	29.337	36.343	291.1	23:57.167	14	3	<del>1:47.638</del>	37.611	<del>31.761</del>	38.266	257.8	30:22.357
11	1	<b>1:35.011</b>	32.571	<b>28.437</b>	<b>34.003</b>	292.7	25:32.178	15	3	3:20.070 <b>B</b>	36.269	31.598	2:12.203	258.4	33:42.427
12	1	1:48.909	36.129	35.604	37.176	293.5	27:21.087	16	2	1:54.476	43.918	32.862	37.696	176.5	35:36.903
13	1	4:58.846 <b>B</b>	33.972	28.719	3:56.155	291.9	32:19.933	17	2	1:49.716	36.828	33.765	39.123	262.1	37:26.619
14	3	1:47.406	42.584	29.844	34.978	188.5	34:07.339	18	2	1:46.055	36.827	31.744	<b>37.484</b>	260.9	39:12.674
15	3	1:37.743	33.670	29.636	34.437	289.5	35:45.082	19	2	1:50.560	38.609	32.427	39.524	265.4	41:03.234
16	3	1:38.846	33.277	30.054	35.515	291.1	37:23.928	20	2	1:46.630	36.333	32.377	37.920	260.2	42:49.864
17	3	1:37.770	33.315	28.861	35.594	291.9	39:01.698	21	2	1:45.842	36.305	31.855	37.682	263.4	44:35.706
18	3	1:36.957	33.515	28.908	34.534	291.1	40:38.655	22	2	1:46.575	36.833	31.932	37.810	262.1	46:22.281
19	3	1:39.615	34.351	29.982	35.282	294.3	42:18.270	23	2	<del>1:45.838</del>	<del>36.452</del>	31.811	37.574	261.5	48:08.119
20	3	1:38.765	34.483	29.590	34.692	294.3	43:57.035	24	2	1:46.149	36.272	31.925	37.952	262.1	49:54.268
21	3	1:41.075	33.715	32.230	35.130	297.5	45:38.110	25	2	3:22.380 <b>B</b>	37.004	32.954	2:12.422	264.7	53:16.648
22	3	1:37.816	34.003	29.179	34.634	293.5	47:15.926	26	1	2:04.961	47.347	37.467	40.147	175.9	55:21.609
23	3	1:36.982	33.498	28.961	34.523	292.7	48:52.908	27	1	1:54.646	39.353	35.625	39.668	259.6	57:16.255
24	3	1:37.786	34.201	29.023	34.562	292.7	50:30.694	28	1	1:55.999	38.235	38.105	39.659	259.0	59:12.254
25	3	1:37.774	33.529	29.017	35.228	294.3	52:08.468	29	1	1:52.348	38.025	34.768	39.555	260.2	1:01:04.602
26	3	1:38.698	33.766	30.170	34.762	293.5	53:47.166	30	1	1:53.016	38.160	34.581	40.275	259.6	1:02:57.618
27	3	1:38.054	33.784	29.531	34.739	294.3	55:25.220	31	1	1:51.169	38.359	33.885	38.925	259.0	1:04:48.787
28	3	<del>1:40.197</del>	<del>34.603</del>	30.327	35.267	294.3	57:05.417	32	1	1:50.292	37.823	33.466	39.003	260.2	1:06:39.079
29	3	1:40.569	34.170	31.420	34.979	294.3	58:45.986	33	1	<del>1:52.068</del>	<del>37.839</del>	34.006	40.223	260.2	1:08:31.147
30	3	1:38.769	34.212	29.733	34.824	295.1	1:00:24.755	34	1	1:51.203	38.153	34.257	38.793	262.1	1:10:22.350
31	3	1:41.015	34.643	31.353	35.019	295.1	1:02:05.770	35	1	1:49.507	37.703	33.209	38.595	260.9	1:12:11.857
32	3	4:07.967 <b>B</b>	33.653	29.642	3:04.672	292.7	1:06:13.737	36	1	1:50.275	38.116	33.679	38.480	261.5	1:14:02.132
33	2	1:46.449	41.205	30.207	35.037	194.9	1:08:00.186	37	1	<del>1:50.214</del>	<del>37.280</del>	<del>33.972</del>	38.962	264.1	1:15:52.346
34	2	1:39.241	34.219	29.825	35.197	290.3	1:09:39.427	38	1	1:50.167	37.483	33.819	38.865	260.9	1:17:42.513
35	2	1:40.488	34.153	31.266	35.069	290.3	1:11:19.915	39	1	1:50.001	37.789	33.491	38.721	263.4	1:19:32.514
36	2	1:42.356	35.538	31.825	34.993	292.7	1:13:02.271	40	1	3:32.983 <b>B</b>	38.074	34.041	2:20.868	260.2	1:23:05.497
37	2	1:39.085	34.020	30.174	34.891	291.1	1:14:41.356	41	1	3:36.694 <b>B</b>	45.110	34.341	2:17.243	178.8	1:26:42.191
38	2	1:41.138	34.022	30.818	36.298	291.9	1:16:22.494	42	1	2:50.157 <b>B</b>	46.760			178.5	1:29:32.348
39	2	1:38.354	34.045	29.500	34.809	290.3	1:18:00.848	<b>37</b> <b>COOL Racing</b> Oreca 07 - Gibson LMP2							
40	2	1:39.623	34.429	30.241	34.953	291.1	1:19:40.471	1.Lorenzo FLUXA 3.Ritomo MIYATA							
41	2	1:40.530	34.046	31.185	35.299	291.9	1:21:21.001	2.Malthe JAKOBSEN							
42	2	1:40.111	34.980	29.858	35.273	292.7	1:23:01.112	1	2	2:16.892	1:01.598	35.883	39.411	158.4	2:16.892
43	2	1:39.135	34.085	30.032	35.018	292.7	1:24:40.247	2	2	1:43.815	36.151	30.907	36.757	259.6	4:00.707
44	2	1:39.944	35.006	29.908	35.030	292.7	1:26:20.191	3	2	1:39.618	34.232	30.856	34.530	288.8	5:40.325
45	2	1:39.581	34.224	29.730	35.627	291.9	1:27:59.772	4	2	1:39.480	33.332	31.596	34.552	288.8	7:19.805
46	2	1:40.301	34.384	29.747	36.170	295.1	1:29:40.073	5	2	5:17.769 <b>B</b>	<b>33.170</b>	28.893	4:15.706	288.8	12:37.574
								6	2	9:44.262 <b>B</b>	43.403	28.715	8:32.144	166.2	22:21.836
								7	1	1:47.258	42.049	30.356	34.853	194.6	24:09.094
								8	1	1:39.350	34.636	29.962	34.752	288.8	25:48.444
								9	1	1:41.593	34.924	30.931	35.738	288.0	27:30.037
								10	1	<b>1:36.895</b>	33.634	28.712	34.549	286.5	29:06.932
								11	1	1:36.962	33.952	28.585	<b>34.425</b>	288.0	30:43.894
								12	1	1:38.454	33.914	30.003	34.537	289.5	32:22.348
								13	1	<del>1:38.042</del>	<del>33.292</del>	29.886	34.864	289.5	34:00.390
								14	1	<del>1:36.196</del>	<del>33.209</del>	<b>28.436</b>	34.551	288.0	35:36.586
								15	1	1:40.402	34.419	31.236	34.747	289.5	37:16.988
								16	1	1:38.663	33.937	30.165	34.561	288.0	38:55.651
								17	1	1:36.933	33.549	28.635	34.749	290.3	40:32.584
								18	1	1:38.614	33.692	30.124	34.798	289.5	42:11.198
								19	1	1:38.302	33.696	29.434	35.172	289.5	43:49.500
								20	1	1:40.753	36.125	29.830	34.798	288.8	45:30.253

		Ligier JS P320 - Nissan LMP3					
<b>35</b>	Ultimate	1.Louis STERN	3.Matthieu LAHAYE				
		2.Jean-Baptiste LAHAYE					
1	3	2:17.253	1:00.087	37.054	40.112	161.9	2:17.253
2	3	1:50.843	37.938	32.783	40.122	257.8	4:08.096
3	3	1:46.883	37.231	32.018	37.634	260.2	5:54.979
4	3	1:47.392	37.224	31.631	38.537	259.0	7:42.371
5	3	3:22.680 <b>B</b>	<b>36.124</b>	<b>31.286</b>	2:15.270	259.0	11:05.051
6	3	2:43.994	1:18.001	47.733	38.260	79.5	13:49.045
7	3	3:16.727	41.315	1:08.913	1:26.499	259.0	17:05.772
8	3	2:38.508	1:20.268	39.015	39.225	77.9	19:44.280
9	3	1:47.656	37.182	32.292	38.182	258.4	21:31.936
10	3	1:45.435	36.358	31.569	37.508	259.6	23:17.371
11	3	<b>1:45.405</b>	36.453	31.320	37.632	258.4	25:02.776
12	3	1:45.571	36.201	31.470	37.900	259.0	26:48.347







**European Le Mans Series**  
4 Hours of Mugello  
Free Practice 2

Sector Analysis

Lap under Red Flag    Invalidated Lap    Personal Best    Session Best    B Crossing the pit lane

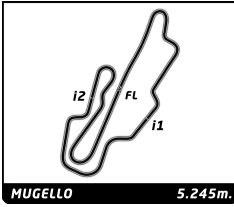
Lap	D	Time	Sector 1	Sector 2	Sector 3	T. Spd	Elapsed
8	1	1:58.553	45.991	33.892	38.670	167.7	20:23.360
9	1	1:49.663	37.259	33.620	38.784	260.9	22:13.023
10	1	1:50.605	37.179	34.270	39.156	257.8	24:03.628
11	1	4:24.559 B	37.259	33.949	3:13.351	257.8	28:28.187
12	2	1:56.435	44.733	33.376	38.326	174.5	30:24.622
13	2	1:50.182	36.619	34.745	38.818	259.0	32:14.804
14	2	<del>1:47.587</del>	36.517	<del>32.912</del>	<b>38.158</b>	257.8	34:02.391
15	2	1:48.255	<b>36.358</b>	33.453	38.444	259.0	35:50.646
16	2	1:58.213	36.768	36.345	45.100	257.8	37:48.859
17	2	<del>1:48.102</del>	36.698	33.130	<del>38.274</del>	259.6	39:36.961
18	2	<b>1:47.719</b>	36.593	<b>32.771</b>	38.355	259.6	41:24.680
19	2	1:49.087	36.537	33.972	38.578	260.2	43:13.767
20	2	3:07.863 B	37.344	33.311	1:57.208	260.2	46:21.630
21	3	2:08.616	44.818	36.032	47.766	173.4	48:30.246
22	3	1:49.186	37.134	33.587	38.465	261.5	50:19.432
23	3	1:49.998	37.177	34.264	38.557	262.8	52:09.430
24	3	1:50.414	37.267	34.225	38.922	263.4	53:59.844
25	3	1:50.990	38.352	34.036	38.602	264.7	55:50.834
26	3	1:50.347	36.945	33.605	39.797	259.6	57:41.181
27	3	1:48.870	36.989	33.303	38.578	260.2	59:30.051
28	3	1:48.862	36.847	33.532	38.483	260.9	1:01:18.913
29	3	1:48.185	36.757	33.079	38.349	259.6	1:03:07.098
30	3	5:45.880 B	37.013	34.985	4:33.882	260.2	1:08:52.978
31	1	2:10.842	50.496	38.941	41.405	156.5	1:11:03.820
32	1	1:52.295	37.929	35.146	39.220	257.8	1:12:56.115
33	1	1:53.311	38.507	35.162	39.642	257.8	1:14:49.426
34	1	1:50.162	37.441	33.911	38.810	259.6	1:16:39.588
35	1	1:49.512	36.977	33.923	38.612	258.4	1:18:29.100
36	1	1:51.044	37.548	34.098	39.398	259.0	1:20:20.144
37	1	1:49.094	36.859	33.619	38.616	260.2	1:22:09.238
38	1	1:52.299	37.131	35.446	39.722	262.1	1:24:01.537
39	1	1:49.035	37.146	33.336	38.553	259.0	1:25:50.572

51 AF Corse							Ferrari 296 LMGT3						
1.Charles-Henri SAMANI							3.Nicolas VARRONE						
2.Emmanuel COLLARD							LMGT3						
1	1	3:21.241	1:57.383	40.118	43.740	109.2	3:21.241						
2	1	1:56.816	39.090	36.162	41.564	255.9	5:18.057						
3	1	1:53.155	39.104	34.574	39.477	258.4	7:11.212						
4	1	1:55.113	38.399	35.459	41.255	258.4	9:06.325						
5	1	3:28.329	49.732	1:12.314	1:26.283	257.1	12:34.654						
6	1	2:20.643	50.260	35.042	55.341	118.8	14:55.297						
7	1	3:46.683	1:19.788	1:12.446	1:14.449	78.6	18:41.980						
8	1	1:53.118	39.562	34.505	39.051	244.9	20:35.098						
9	1	1:51.075	37.777	34.260	39.038	259.6	22:26.173						
10	1	3:04.480 B	37.549	34.953	1:51.978	256.5	25:30.653						
11	1	2:12.570	54.738	37.699	40.133	135.0	27:43.223						
12	1	1:52.142	38.218	35.069	38.855	256.5	29:35.365						
13	1	1:48.991	36.905	<b>33.342</b>	38.744	257.1	31:24.356						
14	1	1:49.167	37.221	33.342	38.604	257.8	33:13.523						
15	1	1:50.019	36.913	34.152	38.954	258.4	35:03.542						
16	1	1:49.309	36.803	33.916	38.590	259.6	36:52.851						
17	1	3:35.539 B	37.276	33.858	2:24.405	257.8	40:28.390						
18	2	1:57.558	44.320	34.889	38.349	173.4	42:25.948						

Lap	D	Time	Sector 1	Sector 2	Sector 3	T. Spd	Elapsed
19	2	<b>1:48.346</b>	<b>36.543</b>	33.458	<b>38.345</b>	259.6	44:14.294
20	2	<del>1:48.241</del>	36.676	<del>33.182</del>	38.383	259.6	46:02.535
21	2	1:48.780	36.654	33.345	38.781	259.0	47:51.315
22	2	1:48.758	36.795	33.427	38.536	259.6	49:40.073
23	2	1:51.279	37.017	35.519	38.743	259.0	51:31.352
24	2	1:49.771	37.099	34.053	38.619	260.2	53:21.123
25	2	1:49.337	37.115	33.567	38.655	259.6	55:10.460
26	2	1:49.900	37.369	33.659	38.872	259.0	57:00.360
27	2	1:50.099	37.337	34.065	38.697	259.0	58:50.459
28	2	1:49.497	37.205	33.628	38.664	259.0	1:00:39.956
29	2	1:49.929	37.240	34.045	38.644	259.6	1:02:29.885
30	2	1:50.049	37.378	33.760	38.911	259.6	1:04:19.934
31	2	1:50.321	37.268	34.203	38.850	261.5	1:06:10.255
32	2	1:49.817	37.244	33.783	38.790	259.0	1:08:00.072
33	2	1:50.127	37.452	33.776	38.899	257.8	1:09:50.199
34	2	1:50.544	37.497	34.143	38.904	257.8	1:11:40.743
35	2	<del>1:50.607</del>	37.420	<del>34.108</del>	39.079	259.6	1:13:31.350
36	2	4:04.966 B	37.356	33.852	2:53.758	259.0	1:17:36.316
37	3	1:57.926	44.563	34.415	38.948	174.5	1:19:34.242
38	3	1:50.724	37.434	33.801	39.489	259.6	1:21:24.966
39	3	1:49.892	37.833	33.422	38.637	258.4	1:23:14.858
40	3	<del>1:49.595</del>	37.074	<del>33.731</del>	38.790	259.0	1:25:04.453
41	3	<del>1:50.502</del>	37.316	33.367	<del>39.819</del>	259.6	1:26:54.955
42	3	<del>1:51.407</del>	<del>37.932</del>	34.503	38.972	254.1	1:28:46.362
43	3	1:50.312	37.069	34.240	39.003	260.2	1:30:36.674

55 Spirit of Race							Ferrari 296 LMGT3						
1.Duncan CAMERON							3.Matthew GRIFFIN						
2.David PEREL							LMGT3						
1	2	3:08.021	1:49.081	37.876	41.064	138.1	3:08.021						
2	2	1:50.469	37.840	33.398	39.231	257.1	4:58.490						
3	2	1:48.081	36.954	32.870	38.257	257.8	6:46.571						
4	2	1:52.221	37.652	35.181	39.388	260.9	8:38.792						
5	2	4:13.649 B	36.873	51.539	2:45.237	259.0	12:52.441						
6	2	5:41.041 B	50.237	36.206	4:14.598	154.9	18:33.482						
7	2	2:00.462	47.123	34.055	39.284	172.5	20:33.944						
8	2	1:47.390	36.583	32.659	<b>38.148</b>	257.8	22:21.334						
9	2	<b>1:46.903</b>	<b>36.396</b>	<b>32.342</b>	38.165	260.9	24:08.237						
10	2	1:49.701	37.791	33.353	38.557	258.4	25:57.938						
11	2	3:08.234 B	36.519	33.294	1:58.421	258.4	29:06.172						
12	3	1:56.531	44.238	33.791	38.502	172.5	31:02.703						
13	3	1:48.583	36.674	33.288	38.621	258.4	32:51.286						
14	3	1:52.941	38.268	34.012	40.661	260.2	34:44.227						
15	3	1:48.658	36.764	33.580	38.314	259.0	36:32.885						
16	3	<del>1:48.258</del>	36.761	<del>33.022</del>	38.475	259.0	38:21.143						
17	3	<del>1:48.637</del>	<del>36.697</del>	33.432	38.508	261.5	40:09.780						
18	3	<del>1:49.694</del>	36.820	<del>34.168</del>	38.706	261.5	41:59.474						
19	3	1:50.267	36.879	34.603	38.785	260.9	43:49.741						
20	3	4:54.817 B	38.591	37.707	3:38.519	261.5	48:44.558						
21	1	2:02.966	47.809	35.248	39.909	174.5	50:47.524						
22	1	1:53.924	38.380	35.619	39.925	260.9	52:41.448						
23	1	<del>1:55.716</del>	39.728	35.999	<del>39.989</del>	260.9	54:37.164						
24	1	1:54.421	38.377	35.649	40.395	260.2	56:31.585						
25	1	1:53.792	38.575	35.561	39.656	261.5	58:25.377						





### European Le Mans Series 4 Hours of Mugello Free Practice 2 Sector Analysis

Lap under Red Flag Invalidated Lap Personal Best Session Best Crossing the pit lane

Lap	D	Time	Sector 1	Sector 2	Sector 3	T. Spd	Elapsed
26	1	1:55.258	38.823	36.440	39.995	259.0	1:00:20.635
27	1	6:17.237 <b>B</b>	40.188	36.471	5:00.578	243.2	1:06:37.872
28	1	2:12.308	51.572	38.891	41.845	167.2	1:08:50.180
29	1	1:56.568	39.384	37.218	39.966	257.1	1:10:46.748
30	1	1:53.068	38.031	35.633	39.404	258.4	1:12:39.816
31	1	1:52.424	37.993	34.841	39.590	259.6	1:14:32.240
32	1	1:53.539	38.129	35.850	39.560	259.6	1:16:25.779
33	1	1:53.980	38.366	35.963	39.651	259.6	1:18:19.759
34	1	1:52.234	37.853	35.016	39.365	257.8	1:20:11.993
35	1	1:55.964	38.094	36.287	41.583	258.4	1:22:07.957
36	1	1:54.666	37.807	35.356	41.503	260.2	1:24:02.623
37	1	1:51.943	37.925	34.652	39.366	260.9	1:25:54.566
38	1	1:52.171	37.815	34.525	39.831	260.2	1:27:46.737
39	1	1:50.756	37.711	34.027	39.018	260.2	1:29:37.493
40	1	1:54.527	37.552	35.870	41.105	259.6	1:31:32.020

57 **Kessel Racing**  
 1. Takeshi KIMURA 3. Daniel SERRA  
 2. Esteban MASSON Ferrari 296 LMGT3 LMGT3

1	1	3:51.843	2:30.157	40.050	41.636	162.4	3:51.843
2	1	1:55.841	38.888	35.311	41.642	257.1	5:47.684
3	1	1:56.259	38.322	36.543	41.394	258.4	7:43.943
4	1	2:16.323	42.852	35.757	57.714	258.4	10:00.266
5	1	3:24.284	1:19.668	1:17.418	47.198	78.7	13:24.550
6	1	2:42.476	37.656	38.555	1:26.265	257.1	16:07.026
7	1	3:09.872	1:19.655	1:09.634	40.583	78.7	19:16.898
8	1	1:52.922	38.262	34.823	39.837	257.1	21:09.820
9	1	1:51.130	37.473	34.401	39.256	258.4	23:00.950
10	1	1:51.566	37.895	34.623	39.048	259.6	24:52.516
11	1	1:50.393	37.502	33.884	39.007	260.2	26:42.909
12	1	3:36.279 <b>B</b>	<del>38.327</del> <b>34.446</b>	2:23.506	258.4	30:19.188	
13	1	2:14.120	53.654	39.145	41.321	160.0	32:33.308
14	1	1:52.803	38.473	34.571	39.759	259.6	34:26.111
15	1	1:52.284	37.526	35.592	39.166	259.0	36:18.395
16	1	1:49.154	36.993	33.466	38.695	259.6	38:07.549
17	1	1:53.622	37.051	<del>34.364</del> <b>42.207</b>	259.0	40:01.171	
18	1	1:51.019	37.350	34.099	39.570	261.5	41:52.190
19	1	1:55.564	37.573	36.819	41.172	260.2	43:47.754
20	1	3:16.057 <b>B</b>	39.440	39.007	1:57.610	262.1	47:03.811
21	3	2:03.562	48.120	36.095	39.347	171.7	49:07.373
22	3	1:54.855	37.247	34.261	43.347	258.4	51:02.228
23	3	1:47.704	36.958	32.665	<del>38.081</del> <b>259.6</b>	52:49.932	
24	3	1:50.457	<b>36.295</b>	33.564	40.598	260.2	54:40.389
25	3	1:50.367	36.538	33.727	40.102	260.2	56:30.756
26	3	<b>1:47.266</b>	36.426	<b>32.492</b>	38.348	259.6	58:18.022
27	3	1:47.306	36.392	32.634	<b>38.280</b>	259.6	1:00:05.328
28	3	4:37.325 <b>B</b>	36.534	32.796	<del>3:27.995</del> <b>259.6</b>	1:04:42.653	
29	2	1:58.333	45.142	33.504	39.687	172.5	1:06:40.986
30	2	1:50.052	37.030	33.276	39.746	259.0	1:08:31.038
31	2	1:48.308	36.797	33.086	38.425	258.4	1:10:19.346
32	2	1:48.804	<del>36.826</del> <b>33.323</b>	38.655	259.6	1:12:08.150	
33	2	1:48.559	36.664	33.138	38.757	259.0	1:13:56.709
34	2	1:50.391	36.869	34.023	39.499	260.9	1:15:47.100
35	2	1:48.696	37.116	<del>33.045</del> <b>38.535</b>	260.9	1:17:35.796	

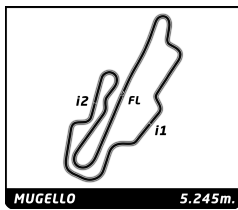
36	2	1:49.244	37.263	33.494	38.487	259.6	1:19:25.040
37	2	1:49.160	37.083	33.535	<del>38.542</del> <b>258.4</b>	1:21:14.200	
38	2	1:48.867	37.155	33.106	38.606	259.6	1:23:03.067
39	2	1:49.246	36.930	33.822	38.494	260.9	1:24:52.313
40	2	1:48.871	36.938	33.172	38.761	260.2	1:26:41.184
41	2	1:48.914	36.893	33.385	38.636	260.9	1:28:30.098
42	2	1:48.656	37.006	33.216	38.434	259.6	1:30:18.754

59 **Racing Spirit of Leman**  
 1. Derek DEBOER 3. Valentin HASSE CLOT  
 2. Casper STEVENSON Aston Martin Vantage AMR LMGT3 LMGT3

1	1	3:18.753	1:54.305	40.990	43.458	121.8	3:18.753
2	1	1:56.069	39.740	36.297	40.032	252.9	5:14.822
3	1	1:49.466	37.686	33.222	38.558	254.7	7:04.288
4	1	1:49.102	37.098	33.393	38.611	255.9	8:53.390
5	1	3:18.975	41.752	1:11.821	1:25.402	257.8	12:12.365
6	1	2:14.434	59.967	33.817	40.650	79.5	14:26.799
7	1	3:54.331	1:17.279	1:11.645	1:25.407	79.5	18:21.130
8	1	2:02.109	49.207	34.010	38.892	138.3	20:23.239
9	1	3:11.350 <b>B</b>	40.219	34.996	1:56.135	259.6	23:34.589
10	3	2:08.244	52.011	36.822	39.411	153.0	25:42.833
11	3	1:47.980	37.259	32.617	<b>38.104</b>	254.7	27:30.813
12	3	<b>1:47.365</b>	<b>36.575</b>	32.631	38.159	256.5	29:18.178
13	3	1:54.541	36.588	34.244	43.709	256.5	31:12.719
14	3	1:48.371	36.802	33.147	38.422	255.9	33:01.090
15	3	1:47.614	36.613	32.742	38.259	257.1	34:48.704
16	3	1:48.221	36.846	32.938	38.437	257.1	36:36.925
17	3	1:49.826	36.877	34.408	38.541	257.1	38:26.751
18	3	1:49.303	37.059	33.642	38.602	257.8	40:16.054
19	3	1:49.215	37.512	33.189	38.514	258.4	42:05.269
20	3	1:50.932	38.182	34.103	38.647	260.9	43:56.201
21	3	1:53.722	37.237	35.602	40.883	259.0	45:49.923
22	3	1:49.384	37.329	33.398	38.657	259.0	47:39.307
23	3	1:49.236	37.046	33.577	38.613	258.4	49:28.543
24	3	1:49.214	37.124	33.442	38.648	259.6	51:17.757
25	3	3:58.098 <b>B</b>	37.264	34.528	2:46.306	259.6	55:15.855
26	2	2:01.077	46.942	34.579	39.556	171.2	57:16.932
27	2	1:50.995	38.130	34.113	38.752	257.1	59:07.927
28	2	1:47.932	36.835	32.639	38.458	257.8	1:00:55.859
29	2	1:49.767	<del>36.967</del> <b>34.322</b>	38.478	259.6	1:02:45.626	
30	2	1:47.611	36.714	<b>32.606</b>	38.291	259.6	1:04:33.237
31	2	1:48.364	<del>36.715</del> <b>32.661</b>	38.988	259.0	1:06:21.601	
32	2	1:48.817	36.995	<del>33.052</del> <b>38.770</b>	255.9	1:08:10.418	
33	2	1:48.865	37.279	33.048	38.538	257.8	1:09:59.283
34	2	1:49.978	37.167	33.918	38.893	259.0	1:11:49.261
35	2	1:48.874	37.295	33.036	38.543	258.4	1:13:38.135
36	2	1:48.539	36.981	33.111	38.447	259.0	1:15:26.674
37	2	1:49.150	37.173	33.223	38.754	259.0	1:17:15.824
38	2	1:49.432	37.231	<del>33.346</del> <b>38.855</b>	257.8	1:19:05.256	
39	2	7:14.388 <b>B</b>	37.521	33.600	6:03.267	258.4	1:26:19.644
40	2	3:19.240 <b>B</b>	45.633	34.653	1:58.954	174.5	1:29:38.884

60 **Proton Competition**  
 1. Claudio SCHIAVONI 3. Julien ANDLAUER  
 2. Matteo CRESSONI Porsche 911 GT3 R LMGT3 LMGT3





European Le Mans Series  
4 Hours of Mugello  
Free Practice 2

**Sector Analysis**

Lap under Red Flag   Invalidated Lap   Personal Best   Session Best   Crossing the pit lane															
Lap	D	Time	Sector 1	Sector 2	Sector 3	T. Spd	Elapsed	Lap	D	Time	Sector 1	Sector 2	Sector 3	T. Spd	Elapsed
1	1	3:16.663	1:49.106	43.637	43.920	120.4	3:16.663	16	3	1:49.989	37.271	33.949	38.769	257.8	34:21.008
2	1	2:02.076	41.320	38.120	42.636	252.9	5:18.739	17	3	1:49.927	37.317	33.948	38.662	256.5	36:10.935
3	1	1:58.550	40.297	37.396	40.857	253.5	7:17.289	18	3	1:52.537	37.585	34.753	40.199	256.5	38:03.472
4	1	1:57.953	39.234	36.608	42.111	254.1	9:15.242	19	3	1:49.077	37.426	33.256	38.395	255.9	39:52.549
5	1	9:14.590	58.579	1:11.398	7:04.613	248.8	18:29.832	20	3	1:49.983	37.171	33.991	38.821	257.8	41:42.532
6	1	2:18.507	54.083	40.952	43.472	147.5	20:48.339	21	3	1:49.875	37.447	33.724	38.704	257.1	43:32.407
7	1	1:58.688	40.169	37.685	40.834	251.2	22:47.027	22	3	1:49.011	36.955	33.193	38.863	256.5	45:21.418
8	1	1:56.342	38.890	37.144	40.308	252.9	24:43.369	23	3	3:16.812	37.241	34.476	2:05.095	256.5	48:38.230
9	1	1:54.499	39.077	35.795	39.627	253.5	26:37.868	24	2	2:07.280	50.538	37.141	39.601	165.6	50:45.510
10	1	1:52.912	38.859	34.656	39.397	252.9	28:30.780	25	2	1:49.957	37.747	33.561	38.649	255.3	52:35.467
11	1	1:52.151	38.057	34.487	39.607	253.5	30:22.931	26	2	1:49.292	36.680	33.970	38.642	255.9	54:24.759
12	1	1:53.275	38.113	34.797	40.365	255.3	32:16.206	27	2	<del>1:48.792</del> <del>36.816</del>	33.209	38.767	255.9	56:13.551	
13	1	3:01.928	38.249	35.559	1:48.120	256.5	35:18.134	28	2	<del>1:48.558</del> <del>36.758</del>	33.204	38.596	258.4	58:02.109	
14	1	2:15.947	51.971	41.518	42.458	167.7	37:34.081	29	2	<del>1:49.328</del> <del>36.875</del>	33.849	38.599	257.1	59:51.432	
15	1	1:54.805	39.134	35.119	40.552	252.9	39:28.886	30	2	<del>1:48.839</del> <del>36.975</del>	33.239	38.625	258.4	1:01:40.271	
16	1	<del>1:51.897</del>	38.229	34.354	<del>39.254</del>	256.5	41:20.723	31	2	1:49.024	37.237	33.252	38.535	257.8	1:03:29.295
17	1	<del>1:54.910</del>	38.046	<del>37.279</del>	39.591	255.3	43:15.633	32	2	1:49.489	37.537	33.297	38.655	257.1	1:05:18.784
18	1	<del>1:52.809</del>	38.302	<del>34.679</del>	39.834	254.1	45:08.442	33	2	1:49.589	37.478	33.308	38.803	257.1	1:07:08.373
19	1	1:51.552	37.950	34.452	39.150	256.5	46:59.994	34	2	1:50.361	37.365	33.923	39.073	255.3	1:08:58.734
20	1	<del>4:29.269</del>	39.143	35.066	<del>3:15.060</del>	255.3	51:29.263	35	2	3:36.891	37.677	33.703	2:25.511	258.4	1:12:35.625
21	2	1:55.196	43.431	33.345	38.420	176.5	53:24.459	36	2	1:57.839	44.569	34.191	39.079	176.2	1:14:33.464
22	2	1:48.344	37.225	32.714	38.405	257.8	55:12.803	37	2	1:51.171	37.550	34.495	39.126	257.8	1:16:24.635
23	2	1:49.045	<b>36.689</b>	33.328	39.028	257.1	57:01.848	38	2	1:49.915	37.369	33.567	38.979	254.7	1:18:14.550
24	2	1:49.088	37.016	33.442	38.630	257.1	58:50.936	39	2	1:49.618	37.464	33.406	38.748	255.9	1:20:04.168
25	2	1:50.546	37.137	34.432	38.977	259.0	1:00:41.482	40	2	<del>1:49.458</del> <del>37.436</del>	33.379	38.643	254.1	1:21:53.626	
26	2	1:49.013	37.161	33.261	38.591	257.8	1:02:30.495	41	2	7:15.944	37.580	34.615	6:03.749	255.9	1:29:09.570
27	2	3:53.318	36.919	34.403	2:41.996	259.6	1:06:23.813	42	2	1:58.044	44.950	34.005	39.089	176.2	1:31:07.614
28	3	1:59.525	45.923	34.372	39.230	173.9	1:08:23.338	<b>65</b> Panis Racing 1.Manuel MARDONADO 3.Arthur LECLERC      Oreca 07 - Gibson 2.Charles MILESI      LMP2							
29	3	1:53.341	37.416	34.523	41.402	255.3	1:10:16.679	1	2	2:36.903	1:20.531	37.972	38.400	166.7	2:36.903
30	3	1:47.695	36.809	<b>32.682</b>	<b>38.204</b>	255.3	1:12:04.374	2	2	1:41.549	35.880	30.670	34.999	250.6	4:18.452
31	3	1:48.926	36.901	33.572	38.453	256.5	1:13:53.300	3	2	1:37.780	33.925	29.248	34.607	288.0	5:56.232
32	3	<del>1:47.724</del>	36.704	<del>32.796</del>	38.234	255.3	1:15:41.034	4	2	1:39.535	34.371	30.521	34.643	289.5	7:35.767
33	3	1:49.224	36.986	33.328	38.910	255.9	1:17:30.258	5	2	5:57.729	34.336	31.791	4:51.602	288.0	13:33.496
34	3	2:31.874	37.162	33.258	1:21.454	256.5	1:20:02.132	6	2	3:18.339	48.812	1:04.210	1:25.317	177.0	16:51.835
35	3	2:53.936	49.252	39.368	1:25.316	169.0	1:22:56.068	7	2	2:47.577	1:20.769	48.402	38.406	72.7	19:39.412
<b>63</b> Iron Lynx      Lamborghini Huracan LMGT3 Evo2															
1.Hiroshi HAMAGUCHI      3.Andrea CALDARELLI      LMGT3															
2.Axcil JEFFERIES															
1	3	2:56.187	1:35.787	39.071	41.329	162.9	2:56.187	8	2	1:40.924	35.500	29.296	36.128	251.7	21:20.336
2	3	1:52.765	39.899	34.226	38.640	251.7	4:48.952	9	2	1:40.181	33.977	31.136	35.068	277.6	23:00.517
3	3	<del>1:47.504</del> <del>36.749</del>	32.699	38.056	253.5	6:36.456		10	2	1:39.097	33.225	29.346	36.526	287.2	24:39.614
4	3	<del>1:48.707</del> <del>36.523</del> <del>32.943</del>	39.241	254.7	8:25.163			11	2	1:34.690	32.607	<b>27.757</b>	34.326	288.8	26:14.304
5	3	<del>2:43.092</del> <del>36.460</del>	41.200	1:25.342	255.3	11:08.165		12	2	1:41.596	33.466	30.967	37.163	290.3	27:55.900
6	3	2:51.921	1:18.740	49.111	44.070	79.5	14:00.086	13	2	<b>1:34.227</b>	32.613	27.949	<b>33.665</b>	290.3	29:30.127
7	3	3:26.562	50.053	1:11.440	1:25.069	254.1	17:26.648	14	2	3:56.432	<b>32.344</b>	29.309	2:54.779	290.3	33:26.559
8	3	2:26.195	1:13.494	34.235	38.466	79.5	19:52.843	15	3	1:45.577	41.647	29.279	34.651	189.5	35:12.136
9	3	<b>1:47.264</b>	36.704	<b>32.521</b>	<b>38.039</b>	254.7	21:40.107	16	3	1:36.528	33.096	28.916	34.516	288.8	36:48.664
10	3	1:47.452	<b>36.655</b>	32.608	38.189	255.3	23:27.559	17	3	1:43.585	34.088	32.981	36.516	289.5	38:32.249
11	3	1:48.234	37.026	32.842	38.366	255.3	25:15.793	18	3	1:37.001	33.384	29.154	34.463	290.3	40:09.250
12	3	1:49.938	36.889	32.764	38.285	255.3	27:03.731	19	3	1:41.093	34.171	29.795	37.127	288.0	41:50.343
13	3	1:48.516	36.923	32.974	38.619	255.3	28:52.247	20	3	1:36.855	33.381	29.079	34.395	288.0	43:27.198
14	3	1:49.654	37.585	33.475	38.594	255.9	30:41.901	21	3	1:41.281	33.831	29.058	38.392	289.5	45:08.479
15	3	1:49.118	37.292	33.213	38.613	257.1	32:31.019	22	3	1:35.883	33.133	28.458	34.292	290.3	46:44.362
								23	3	<del>1:38.708</del> <del>33.019</del>	29.859	35.830	291.1	48:23.070	

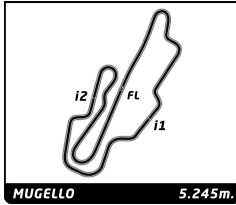






EUROPEAN LE MANS SERIES

4 HOURS OF MUGELLO



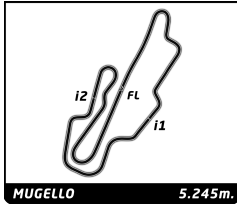
European Le Mans Series  
4 Hours of Mugello  
Free Practice 2

Sector Analysis

Lap under Red Flag											Invalidated Lap					Personal Best		Session Best		Crossing the pit lane	
Lap	D	Time	Sector 1	Sector 2	Sector 3	T. Spd	Elapsed		Lap	D	Time	Sector 1	Sector 2	Sector 3	T. Spd	Elapsed					
39	1	1:40.819	34.801	30.355	35.663	287.2	1:25:29.159		3	2	1:52.459	37.816	33.955	40.688	254.1	6:59.533					
40	1	1:40.523	34.656	30.060	35.807	288.8	1:27:09.682		4	2	<del>1:49.895</del>	<del>37.337</del>	33.519	39.039	254.7	8:49.428					
<b>83</b>	<b>AF Corse</b>		3. Alessio ROVERA			Oreca 07 - Gibson LMP2 Pro/Am				5	2	4:59.789 B	37.494	1:07.795	3:14.500	255.3	13:49.217				
	1. François PERRODO									6	2	5:08.368 B	59.368	1:12.185	2:56.815	153.4	18:57.585				
	2. Matthieu VAXIVIERE									7	2	2:12.311	52.491	38.226	41.594	156.3	21:09.896				
1	1	2:20.203	1:02.596	37.907	39.700	145.9	2:20.203		8	2	2:00.547	40.723	36.590	43.234	242.7	23:10.443					
2	1	1:46.887	37.680	31.847	37.360	273.4	4:07.090		9	2	1:49.227	37.539	33.288	38.400	255.3	24:59.670					
3	1	1:43.384	35.186	31.045	37.153	285.7	5:50.474		10	2	1:48.591	36.937	33.215	38.439	254.7	26:48.261					
4	1	1:43.510	35.975	31.799	35.736	287.2	7:33.984		11	2	1:50.167	37.498	33.496	39.173	254.1	28:38.428					
5	1	6:04.852 B	35.550	32.747	4:56.555	288.0	13:38.836		12	2	<del>1:49.092</del>	37.095	<del>33.618</del>	38.379	254.1	30:27.520					
6	1	3:26.547	51.168	1:08.845	1:26.534	159.5	17:05.383		13	2	<del>4:00.395 B</del>	37.406	33.457	<del>2:49.532</del>	255.3	34:27.915					
7	1	2:37.602	1:20.230	39.070	38.302	77.8	19:42.985		14	1	1:58.420	45.475	34.037	38.908	175.3	36:26.335					
8	1	1:39.840	35.086	30.116	34.638	285.0	21:22.825		15	1	<del>1:49.074</del>	37.365	<del>33.146</del>	38.563	253.5	38:15.409					
9	1	1:41.706	34.209	31.275	36.222	287.2	23:04.531		16	1	1:50.335	37.160	34.177	38.998	254.1	40:05.744					
10	1	1:45.891	35.091	33.197	37.603	285.0	24:50.422		17	1	1:51.128	38.609	33.806	38.713	254.7	41:56.872					
11	1	1:42.437	35.621	30.880	35.936	288.8	26:32.859		18	1	<del>1:51.705</del>	37.268	<del>33.329</del>	41.108	255.9	43:48.577					
12	1	1:39.442	34.415	30.080	34.947	288.0	28:12.301		19	1	1:54.569	38.814	35.661	40.994	258.4	45:43.146					
13	1	1:40.513	34.483	30.956	35.074	287.2	29:52.814		20	1	1:49.535	37.216	33.507	38.812	255.9	47:32.681					
14	1	1:39.198	34.563	29.733	34.902	287.2	31:32.012		21	1	<del>5:00.067 B</del>	<del>36.982</del>	<del>33.440</del>	3:49.645	257.1	52:32.748					
15	1	3:27.003 B	34.850	31.067	2:21.086	288.0	34:59.015		22	1	2:14.367	53.141	39.552	41.674	160.0	54:47.115					
16	3	1:49.207	42.316	31.884	35.007	192.9	36:48.222		23	1	1:54.409	39.737	35.606	39.066	253.5	56:41.524					
17	3	1:41.443	34.290	32.499	34.654	288.0	38:29.665		24	1	1:52.767	37.512	35.994	39.261	254.1	58:34.291					
18	3	1:38.928	34.253	29.551	35.124	291.1	40:08.593		25	1	1:48.888	37.171	33.043	38.674	254.7	1:00:23.179					
19	3	1:39.031	34.623	29.490	34.918	289.5	41:47.624		26	1	1:52.945	38.850	35.057	39.038	257.1	1:02:16.124					
20	3	1:39.216	33.450	31.007	34.759	289.5	43:26.840		27	1	<del>1:48.591</del>	37.097	<del>32.929</del>	38.565	256.5	1:04:04.715					
21	3	<del>1:36.438</del>	33.383	<del>28.584</del>	<b>34.471</b>	289.5	45:03.278		28	1	4:45.580 B	37.055	33.160	3:35.365	255.9	1:08:50.295					
22	3	5:45.729 B	<b>33.232</b>	<b>28.697</b>	4:43.800	289.5	50:49.007		29	3	7:47.970 B	51.586	39.336	6:17.048	171.7	1:16:38.265					
23	3	1:51.071	43.915	31.597	35.559	192.9	52:40.078		30	3	1:59.948	45.421	35.268	39.259	175.9	1:18:38.213					
24	3	1:38.734	33.476	30.467	34.791	289.5	54:18.812		31	3	<b>1:48.226</b>	36.915	<b>32.905</b>	38.406	254.1	1:20:26.439					
25	3	<b>1:37.034</b>	33.406	28.770	34.858	289.5	55:55.846		32	3	<del>1:47.875</del>	36.875	<del>32.722</del>	<b>38.278</b>	255.3	1:22:14.314					
26	3	1:40.365	33.998	30.496	35.871	286.5	57:36.211		33	3	1:52.229	37.474	35.019	39.736	257.8	1:24:06.543					
27	3	3:16.501 B	36.490	30.045	2:09.966	288.8	1:00:52.712		34	3	<del>1:49.399</del>	<del>36.946</del>	33.625	38.828	255.3	1:25:55.942					
28	2	1:48.221	41.571	31.504	35.146	195.7	1:02:40.933		35	3	1:50.183	36.860	34.346	38.977	257.8	1:27:46.125					
29	2	1:38.715	34.289	29.407	35.019	287.2	1:04:19.648		36	3	<del>1:48.286</del>	<b>36.830</b>	<del>32.855</del>	38.601	255.3	1:29:34.411					
30	2	<del>1:39.494</del>	<del>34.493</del>	29.776	35.225	291.1	1:05:59.142		37	3	1:49.342	37.040	33.676	38.626	255.3	1:31:23.753					
31	2	1:45.493	35.485	34.283	35.725	289.5	1:07:44.635		<b>86</b> GR Racing					Ferrari 296 LMGT3 LMGT3							
32	2	1:38.154	34.047	29.290	34.817	287.2	1:09:22.789		1. Michael WAINWRIGHT					3. Davide RIGON							
33	2	1:38.092	34.004	28.911	35.177	287.2	1:11:00.881		2. Riccardo PERA												
34	2	1:37.648	33.758	29.041	34.849	288.8	1:12:38.529		1	1	2:58.662	1:37.420	40.790	40.452	145.4	2:58.662					
35	2	4:03.008 B	34.365	29.750	2:58.893	290.3	1:16:41.537		2	1	1:53.762	39.431	35.234	39.097	256.5	4:52.424					
36	2	1:51.134	42.240	33.263	35.631	196.0	1:18:32.671		3	1	<del>1:52.779</del>	38.531	35.028	<del>39.220</del>	255.3	6:45.203					
37	2	1:42.256	34.417	31.207	36.632	288.8	1:20:14.927		4	1	1:56.005	38.791	36.104	41.110	256.5	8:41.208					
38	2	1:43.286	35.183	30.553	37.550	287.2	1:21:58.213		5	1	3:01.673	38.336	57.656	1:25.681	258.4	11:42.881					
39	2	1:42.385	34.232	31.081	37.072	288.0	1:23:40.598		6	1	2:28.977	1:13.716	35.508	39.753	79.0	14:11.858					
40	2	1:37.542	34.010	28.895	34.637	287.2	1:25:18.140		7	1	3:34.799	56.982	1:11.971	1:25.846	255.3	17:46.657					
41	2	1:38.353	33.766	29.474	35.113	288.8	1:26:56.493		8	1	2:20.192	1:05.445	35.422	39.325	79.0	20:06.849					
42	2	1:47.233	35.018	32.061	40.154	291.9	1:28:43.726		9	1	1:52.726	38.877	34.888	38.961	257.8	21:59.575					
43	2	1:37.534	33.920	28.951	34.663	287.2	1:30:21.260		10	1	<del>1:52.111</del>	38.379	34.759	<del>38.973</del>	257.8	23:51.686					
<b>85</b>	<b>Iron Dames</b>		3. Michelle GATTING			Porsche 911 GT3 R LMGT3 LMGT3				11	1	1:52.145	38.038	35.234	38.873	257.8	25:43.831				
	1. Sarah BOVY									12	1	2:55.868 B	39.362	36.205	1:40.301	258.4	28:39.699				
	2. Rahel FREY									13	3	2:00.230	46.759	34.650	38.821	173.4	30:39.929				
1	2	3:10.150	1:44.751	41.020	44.379	138.6	3:10.150		14	3	1:48.556	36.954	33.438	38.164	258.4	32:28.485					
2	2	1:56.924	40.323	36.664	39.937	255.3	5:07.074		15	3	<b>1:47.694</b>	36.893	<b>32.682</b>	<b>38.119</b>	259.6	34:16.179					







## European Le Mans Series 4 Hours of Mugello Free Practice 2

### Sector Analysis

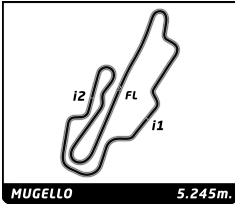
Lap under Red Flag    Invalidated Lap    Personal Best    Session Best    Crossing the pit lane

Lap	D	Time	Sector 1	Sector 2	Sector 3	T. Spd	Elapsed	Lap	D	Time	Sector 1	Sector 2	Sector 3	T. Spd	Elapsed
16	3	1:48.148	36.537	33.350	38.261	260.2	36:04.327	23	3	1:58.371	46.582	33.372	38.417	178.8	53:05.927
1	2	3:11.529	1:41.650	42.562	47.317	144.8	3:11.529	24	3	1:49.662	37.503	33.799	38.360	261.5	54:55.589
1	1	1:51.598	37.758	34.814	39.026	259.0	1:08:37.809	25	3	1:47.813	36.997	32.726	38.090	260.9	56:43.402
1	2	2:03.158	44.084	36.977	42.097	187.2	5:14.687	26	3	<del>1:49.452</del>	<del>36.953</del>	34.066	38.533	261.5	58:32.854
1	1	1:48.987	37.094	33.455	38.438	261.5	39:42.006	27	3	1:47.727	37.017	32.667	38.043	260.2	1:00:20.581
1	2	2:04.747	45.021	38.201	41.525	184.6	7:19.434	28	3	1:48.792	36.999	33.149	38.644	261.5	1:02:09.373
1	2	2:57.770	40.265	34.584	42.921	229.3	9:17.204	29	3	1:48.731	37.346	33.129	38.256	260.9	1:03:58.104
1	2	3:36.664	1:04.438	1:12.323	1:19.903	182.1	12:53.868	30	3	1:47.892	37.155	32.581	38.156	262.8	1:05:45.996
1	2	2:34.970	42.799	36.945	1:15.226	177.6	15:28.838	31	3	3:28.325B	38.008	34.031	2:16.286	261.5	1:09:14.321
1	2	3:34.057	1:19.501	1:12.019	1:02.537	79.4	19:02.895	32	2	3:34.107B	45.239	34.230	2:14.638	179.1	1:12:48.428
1	2	1:58.006	42.034	34.871	41.101	211.4	21:00.901	33	3	3:32.812B	44.435	33.457	2:14.920	180.0	1:16:21.240
1	2	1:57.162	39.419	35.401	42.342	236.8	22:58.063	34	2	3:34.183B	44.078	35.059	2:15.046	179.4	1:19:55.423
1	2	2:00.269	43.215	34.201	42.853	189.5	24:58.332	1	1	2:46.482	1:20.254	43.710	42.518	117.9	2:46.482
1	2	1:45.517	36.416	31.832	37.269	260.2	26:43.849	2	1	1:54.399	39.715	35.484	39.200	255.3	4:40.881
1	2	4:23.276B	39.979	32.321	3:10.976	256.5	31:07.125	3	1	1:49.609	38.007	33.254	38.348	257.1	6:30.490
1	2	2:00.296	47.128	34.061	39.107	171.2	33:07.421	4	1	1:48.355	37.385	32.790	38.180	257.1	8:18.845
1	1	1:49.603	37.915	33.186	38.502	258.4	34:57.024	5	1	2:39.325	37.110	36.349	1:25.866	257.1	10:58.170
1	1	1:50.824	37.416	34.865	38.543	257.1	36:47.848	6	1	2:50.080	1:18.724	52.196	39.160	79.7	13:48.250
1	1	1:49.258	38.028	33.062	38.168	259.0	38:37.106	7	1	4:55.046B	45.212	1:11.303	2:58.531	256.5	18:43.296
1	1	1:49.579	37.311	33.780	38.488	264.1	40:26.685	8	1	2:00.853	45.275	36.067	39.511	172.5	20:44.149
1	1	1:48.977	37.429	33.238	38.310	261.5	42:15.662	9	1	1:50.076	37.625	33.549	38.902	257.1	22:34.225
1	1	1:49.543	36.981	34.160	38.402	260.2	44:05.205	10	1	1:50.916	37.505	33.656	39.755	257.8	24:25.141
1	1	1:48.928	37.267	33.022	38.639	262.1	45:54.133	11	1	1:51.826	38.802	33.988	39.036	257.1	26:16.967
1	1	1:48.274	36.919	33.236	38.119	260.9	47:42.407	12	1	1:49.911	37.309	33.964	38.638	257.8	28:06.878
1	1	3:25.149B	37.354	33.518	2:14.277	262.1	51:07.556	13	1	3:28.248B	37.696	33.897	2:16.655	257.8	31:35.126
1	2	3:11.529	1:41.650	42.562	47.317	144.8	3:11.529	14	1	2:08.976	52.852	36.480	39.644	163.6	33:44.102
1	2	2:03.158	44.084	36.977	42.097	187.2	5:14.687	15	1	1:49.330	37.416	33.486	38.428	256.5	35:33.432
1	2	2:57.770	40.265	34.584	42.921	229.3	9:17.204	16	1	1:50.002	37.210	34.450	38.342	259.0	37:23.434
1	2	3:36.664	1:04.438	1:12.323	1:19.903	182.1	12:53.868	17	1	1:48.990	37.360	33.317	38.313	258.4	39:12.424
1	2	2:34.970	42.799	36.945	1:15.226	177.6	15:28.838	18	1	3:41.503B	39.342	35.214	2:26.947	260.2	42:53.927
1	2	3:34.057	1:19.501	1:12.019	1:02.537	79.4	19:02.895	19	2	1:55.610	44.204	32.669	38.737	173.6	44:49.537
1	2	1:58.006	42.034	34.871	41.101	211.4	21:00.901	20	2	1:47.670	36.458	32.520	38.692	257.1	46:37.207
1	2	1:57.162	39.419	35.401	42.342	236.8	22:58.063	21	2	1:50.152	37.200	33.778	39.174	260.2	48:27.359
1	2	2:00.269	43.215	34.201	42.853	189.5	24:58.332	22	2	1:48.208	36.815	32.795	38.598	257.1	50:15.567
1	2	1:45.517	36.416	31.832	37.269	260.2	26:43.849	23	2	1:49.362	36.925	33.443	38.994	259.6	52:04.929
1	2	4:23.276B	39.979	32.321	3:10.976	256.5	31:07.125	24	2	2:08.791B	37.088	34.013	57.690	259.6	54:13.720
1	1	2:00.296	47.128	34.061	39.107	171.2	33:07.421	25	2	1:56.471	44.203	33.278	38.990	174.8	56:10.191
1	1	1:49.603	37.915	33.186	38.502	258.4	34:57.024	26	2	1:50.015	37.585	33.419	39.011	255.3	58:00.206
1	1	1:50.824	37.416	34.865	38.543	257.1	36:47.848	27	2	1:49.959	37.421	33.358	39.180	257.8	59:50.165
1	1	1:49.258	38.028	33.062	38.168	259.0	38:37.106	28	2	<del>1:49.561</del>	<del>37.374</del>	33.525	38.662	256.5	1:01:39.726
1	1	1:49.579	37.311	33.780	38.488	264.1	40:26.685	29	2	1:49.039	37.168	33.019	38.852	256.5	1:03:28.765
1	1	1:48.977	37.429	33.238	38.310	261.5	42:15.662	30	2	1:49.499	37.389	33.190	38.920	255.9	1:05:18.264
1	1	1:49.543	36.981	34.160	38.402	260.2	44:05.205	31	2	<del>5:00.176B</del>	37.218	<del>33.219</del>	3:49.739	255.9	1:10:18.440
1	1	1:48.928	37.267	33.022	38.639	262.1	45:54.133	32	3	1:59.527	45.747	34.802	38.978	175.0	1:12:17.967
1	1	1:48.274	36.919	33.236	38.119	260.9	47:42.407	33	3	1:51.008	38.204	33.938	38.866	255.9	1:14:08.975
1	1	3:25.149B	37.354	33.518	2:14.277	262.1	51:07.556	34	3	1:49.194	37.179	33.319	38.696	258.4	1:15:58.169
1	2	3:11.529	1:41.650	42.562	47.317	144.8	3:11.529	35	3	1:48.604	36.955	33.190	38.459	259.6	1:17:46.773
1	2	2:03.158	44.084	36.977	42.097	187.2	5:14.687	36	3	1:49.642	37.114	33.850	38.678	257.1	1:19:36.415
1	2	2:57.770	40.265	34.584	42.921	229.3	9:17.204	37	3	3:37.172B	37.264	34.037	2:25.871	257.8	1:23:13.587
1	2	3:36.664	1:04.438	1:12.323	1:19.903	182.1	12:53.868	38	3	1:56.581	44.451	33.573	38.557	176.5	1:25:10.168

**97** Grid Motorsport by TF  
 1. Martin BERRY      3. Jonathan ADAM  
 2. Lorcan HANAFIN  
 Aston Martin Vantage AMR LMG T3

**88** Inter Europol Competition      Ligier JS P320 - Nissan  
 1. Alexander BUKHANTSOV      3. Pedro PERINO  
 2. Kai ASKEY  
 LMP3





**European Le Mans Series**  
4 Hours of Mugello  
Free Practice 2

Sector Analysis

Lap under Red Flag   Invalidated Lap   ■ Personal Best   ■ Session Best   **B** Crossing the pit lane

Lap	D	Time	Sector 1	Sector 2	Sector 3	T. Spd	Elapsed	Lap	D	Time	Sector 1	Sector 2	Sector 3	T. Spd	Elapsed
39	3	1:49.273	37.064	33.274	38.935	259.0	1:26:59.441								
40	3	1:52.126	37.229	35.291	39.606	259.0	1:28:51.567								
41	3	1:49.560	37.331	33.473	38.756	258.4	1:30:41.127								

