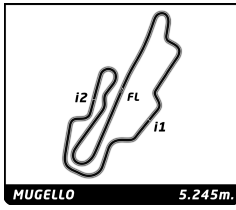


Porsche Carrera Cup France 4 Hours of Mugello Free Practice 1

Sector Analysis

— Invalidated Lap ■ Personal Best ■ Session Best B Crossing the pit lane

Lap	Time	Sector 1	Sector 2	Sector 3	Kph	Elapsed	Lap	Time	Sector 1	Sector 2	Sector 3	Kph	Elapsed	
2	Benjamin PAQUE BEL							15	2:08.892	38.994	48.040	41.858	146.5	33:23.971
	TFT Racing Porsche 911 GT3 Cup							16	8:26.487 B	39.836	35.635	7:11.016	37.3	41:50.458
1	2:59.698	1:34.805	41.037	43.856	105.1	2:59.698								
2	2:02.284	41.897	37.351	43.036	154.4	5:01.982								
3	1:54.900	39.289	35.699	39.912	164.3	6:56.882								
4	1:54.156	38.940	35.293	39.923	165.4	8:51.038								
5	1:54.611	38.541	36.240	39.830	164.7	10:45.649								
6	1:53.082	38.466	34.858	39.758	167.0	12:38.731								
7	1:53.495	38.207	34.787	40.501	166.4	14:32.226								
8	4:42.156 B	38.409	34.963	3:28.784	66.9	19:14.382								
9	2:06.907	49.240	35.439	42.228	148.8	21:21.289								
10	1:53.188	38.273	35.049	39.866	166.8	23:14.477								
11	1:53.237	38.451	34.944	39.842	166.7	25:07.714								
12	1:55.204	38.123	35.738	41.343	163.9	27:02.918								
13	6:21.981 B	38.542	35.391	5:08.048	49.4	33:24.899								
14	2:17.313	53.859	40.482	42.972	137.5	35:42.212								
15	1:58.990	40.569	36.304	42.117	158.7	37:41.202								
16	1:53.077	38.453	34.863	39.761	167.0	39:34.279								
17	1:52.517	38.080	34.657	39.780	167.8	41:26.796								
5	Patrick CHARLAIX CAN							11	2:29.666	1:02.099	41.045	46.522	126.2	2:29.666
	TFT Racing Porsche 911 GT3 Cup							12	1:59.680	41.786	37.000	40.894	157.8	4:29.346
1	3:28.687	1:46.461	49.876	52.350	90.5	3:28.687								
2	2:17.817	46.705	43.137	47.975	137.0	5:46.504								
3	2:13.180	44.436	42.353	46.391	141.8	7:59.684								
4	2:11.114	43.119	41.769	46.226	144.0	10:10.798								
5	2:12.928	42.540	43.552	46.836	142.0	12:23.726								
6	2:09.247	42.785	40.524	45.938	146.1	14:32.973								
7	2:07.010	41.665	41.274	44.071	148.7	16:39.983								
8	2:08.636	43.730	40.810	44.096	146.8	18:48.619								
9	2:05.021	41.677	39.310	44.034	151.0	20:53.640								
10	2:06.573	42.099	40.997	43.477	149.2	23:00.213								
11	2:02.984	41.468	38.578	42.938	153.5	25:03.197								
12	4:57.377 B	41.379	40.069	3:35.929	63.5	30:00.574								
13	2:13.642	51.394	39.160	43.088	141.3	32:14.216								
14	2:02.838	41.607	38.305	42.926	153.7	34:17.054								
15	2:05.784	41.378	40.140	44.266	150.1	36:22.838								
16	2:03.696	41.579	39.196	42.921	152.6	38:26.534								
17	2:03.472	40.787	40.038	42.647	152.9	40:30.006								
7	Jérôme BOULLERY FRA							14	1:52.452	38.271	34.642	39.539	167.9	40:56.914
	Racing Technology Porsche 911 GT3 Cup							15	1:52.452	38.271	34.642	39.539	167.9	40:56.914
1	2:56.256	1:26.460	42.678	47.118	107.1	2:56.256								
2	2:07.029	43.385	38.732	44.912	148.6	5:03.285								
3	1:58.733	40.573	37.116	41.044	159.0	7:02.018								
4	1:56.621	39.701	36.068	40.852	161.9	8:58.639								
5	1:55.921	39.284	35.948	40.689	162.9	10:54.560								
6	1:55.625	39.280	36.019	40.326	163.3	12:50.185								
7	1:55.778	39.015	36.074	40.689	163.1	14:45.963								
8	1:55.503	39.083	35.900	40.520	163.5	16:41.466								
9	4:49.322 B	39.698	35.620	3:34.004	65.3	21:30.788								
10	2:03.510	46.901	35.815	40.794	152.9	23:34.298								
11	1:55.617	39.567	35.645	40.405	163.3	25:29.915								
12	1:54.865	39.318	35.349	40.198	164.4	27:24.780								
13	1:55.045	39.180	35.511	40.354	164.1	29:19.825								
14	1:55.254	39.297	35.662	40.295	163.8	31:15.079								
11	Alessandro GHIRETTI FRA							1	2:29.666	1:02.099	41.045	46.522	126.2	2:29.666
	Schumacher CLRT Porsche 911 GT3 Cup							2	1:59.680	41.786	37.000	40.894	157.8	4:29.346
1	2:29.666	1:02.099	41.045	46.522	126.2	2:29.666								
2	1:59.680	41.786	37.000	40.894	157.8	4:29.346								
3	1:54.091	38.919	35.418	39.754	165.5	6:23.437								
4	1:52.914	38.371	34.982	39.561	167.2	8:16.351								
5	1:53.395	38.512	35.054	39.829	166.5	10:09.746								
6	1:54.046	38.283	35.539	40.224	165.6	12:03.792								
7	4:19.265 B	38.422	35.919	3:04.924	72.8	16:23.057								
8	2:20.943	55.301	42.114	43.528	134.0	18:44.000								
9	1:58.786	42.188	36.372	40.226	159.0	20:42.786								
10	1:53.232	38.492	34.934	39.806	166.8	22:36.018								
11	1:52.822	38.377	34.791	39.654	167.4	24:28.840								
12	1:52.667	38.348	34.747	39.572	167.6	26:21.507								
13	1:52.548	38.397	34.562	39.589	167.8	28:14.055								
14	4:49.428 B	38.093	34.612	3:36.723	65.2	33:03.483								
15	2:13.057	52.676	39.015	41.366	141.9	35:16.540								
16	1:55.098	39.634	35.546	39.918	164.1	37:11.638								
17	1:52.824	38.297	34.919	39.608	167.4	39:04.462								
18	1:52.452	38.271	34.642	39.539	167.9	40:56.914								
14	Gianmarco QUARESMINI ITA							1	3:03.977	1:40.826	39.502	43.649	102.6	3:03.977
	Martinet by Alméras Porsche 911 GT3 Cup							2	1:57.004	39.968	35.917	41.119	161.4	5:00.981
1	3:03.977	1:40.826	39.502	43.649	102.6	3:03.977								
2	1:57.004	39.968	35.917	41.119	161.4	5:00.981								
3	6:18.086 B	1:03.192	58.330	4:16.564	49.9	11:19.067								
4	2:16.306	52.143	41.162	43.001	138.5	13:35.373								
5	1:58.325	40.792	36.502	41.031	159.6	15:33.698								
6	1:55.045	39.223	35.684	40.138	164.1	17:28.743								
7	1:54.185	38.670	35.430	40.085	165.4	19:22.928								
8	1:54.564	38.789	35.593	40.182	164.8	21:17.492								
9	1:54.399	38.724	35.534	40.141	165.1	23:11.891								
10	7:30.312 B	38.613	35.630	6:16.069	41.9	30:42.203								
11	2:09.161	47.183	40.101	41.877	146.2	32:51.364								
12	1:55.612	39.597	35.687	40.328	163.3	34:46.976								
13	1:56.168	39.056	36.797	40.315	162.5	36:43.144								
14	1:54.806	38.886	35.701	40.219	164.5	38:37.950								
15	1:54.644	38.656	35.724	40.264	164.7	40:32.594								
16	Mathys JAUBERT FRA							1	2:41.665	1:06.787	44.350	50.528	116.8	2:41.665
	Martinet by Alméras Porsche 911 GT3 Cup							2	2:02.342	44.630	37.298	40.414	154.3	4:44.007
1	2:41.665	1:06.787	44.350	50.528	116.8	2:41.665								
2	2:02.342	44.630	37.298	40.414	154.3	4:44.007								
3	1:56.132	38.546	35.523	42.063	162.6	6:40.139								
4	1:53.016	38.309	35.108	39.599	167.1	8:33.155								
5	1:52.245	37.971	34.731	39.543	168.2	10:25.400								
6	1:55.602	37.994	35.170	42.438	163.3	12:21.002								
7	8:15.723 B	38.269	35.048	7:02.406	38.1	20:36.725								
8	2:05.828	50.146	35.507	40.175	150.1	22:42.553								
9	1:53.157	38.395	35.112	39.650	166.9	24:35.710								
10	4:36.873 B	38.216	35.032	3:23.625	68.2	29:12.583								
11	2:27.179	58.448	40.594	48.137	128.3	31:39.762								
12	2:00.910	44.917	35.981	40.012	156.2	33:40.672								
13	1:52.768	38.351	34.869	39.548	167.4	35:33.440								



Porsche Carrera Cup France 4 Hours of Mugello Free Practice 1

Sector Analysis

— Invalidated Lap ■ Personal Best ■ Session Best B Crossing the pit lane

Lap	Time	Sector 1	Sector 2	Sector 3	Kph	Elapsed
14	1:52.123	38.039	34.575	39.509	168.4	37:25.563
15	1:52.966	37.931	35.359	39.676	167.1	39:18.529

17 Victor BERNIER FRA						
Martinet by Alméras Porsche 911 GT3 Cup						
1	2:51.668	1:24.745	41.993	44.930	110.0	2:51.668
2	2:03.236	42.471	37.697	43.068	153.2	4:54.904
3	1:55.078	39.340	35.621	40.117	164.1	6:49.982
4	1:57.435	38.707	35.644	43.084	160.8	8:47.417
5	1:54.097	38.785	35.261	40.051	165.5	10:41.514
6	1:53.813	38.535	35.277	40.001	165.9	12:35.327
7	10:26.508 B	38.830	36.581	9:11.097	30.1	23:01.835
8	2:24.333	56.588	41.286	46.459	130.8	25:26.168
9	2:04.137	44.970	36.930	42.237	152.1	27:30.305
10	1:53.818	38.661	35.211	39.946	165.9	29:24.123
11	1:53.430	38.432	35.256	39.742	166.5	31:17.553
12	5:47.590 B	38.672	36.919	4:31.999	54.3	37:05.143
13	2:03.189	46.663	36.329	40.197	153.3	39:08.332
14	1:53.578	38.569	35.278	39.731	166.2	41:01.910

21 Marc GUILLOT FRA						
ABM Porsche 911 GT3 Cup						
1	2:52.633	1:22.623	44.826	45.184	109.4	2:52.633
2	2:03.202	42.593	38.112	42.497	153.3	4:55.835
3	1:58.646	40.270	36.991	41.385	159.1	6:54.481
4	1:56.775	39.757	36.034	40.984	161.7	8:51.256
5	1:56.466	39.539	36.319	40.608	162.1	10:47.722
6	1:55.235	39.168	35.608	40.459	163.9	12:42.957
7	1:55.607	39.721	35.660	40.226	163.3	14:38.564
8	1:55.831	38.959	36.615	40.257	163.0	16:34.395
9	1:54.619	38.987	35.479	40.153	164.7	18:29.014
10	4:06.043 B	38.914	35.499	2:51.630	76.7	22:35.057
11	2:12.637	56.667	35.761	40.209	142.4	24:47.694
12	1:54.785	39.121	35.626	40.038	164.5	26:42.479
13	1:54.986	39.264	35.522	40.200	164.2	28:37.465
14	1:54.655	39.107	35.561	39.987	164.7	30:32.120
15	1:54.856	39.226	35.600	40.030	164.4	32:26.976
16	1:54.875	39.223	35.530	40.122	164.4	34:21.851
17	1:55.070	38.850	36.243	39.977	164.1	36:16.921
18	1:58.529	39.191	35.833	43.505	159.3	38:15.450
19	1:55.253	39.411	35.702	40.140	163.8	40:10.703

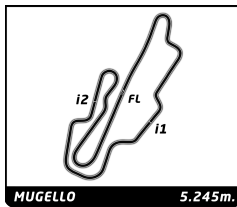
27 Francesco BRASCHI ITA						
Martinet-Foretiere Racing Porsche 911 GT3 Cup						
1	2:57.920	1:27.035	43.774	47.111	106.1	2:57.920
2	2:09.437	46.034	37.647	45.756	145.9	5:07.357
3	1:56.517	39.578	36.205	40.734	162.1	7:03.874
4	1:58.912	38.788	35.636	44.488	158.8	9:02.786
5	1:54.757	38.804	35.523	40.430	164.5	10:57.543
6	1:54.290	38.677	35.560	40.053	165.2	12:51.833
7	2:01.799	39.306	37.914	44.579	155.0	14:53.632
8	6:55.574 B	38.685	35.954	5:40.935	45.4	21:49.206
9	2:13.522	45.995	35.863	51.664	141.4	24:02.728
10	1:54.441	38.653	35.662	40.126	165.0	25:57.169
11	1:54.941	38.414	35.616	40.911	164.3	27:52.110
12	1:54.895	38.572	35.624	40.699	164.3	29:47.005
13	5:54.922 B	38.981	35.792	4:40.149	53.2	35:41.927

Lap	Time	Sector 1	Sector 2	Sector 3	Kph	Elapsed
14	2:10.870	50.888	37.769	42.213	144.3	37:52.797
15	1:57.563	41.440	35.938	40.185	160.6	39:50.360
16	1:53.316	38.262	35.294	39.760	166.6	41:43.676

29 Louis ROUSSET FRA						
Martinet-Foretiere Racing Porsche 911 GT3 Cup						
1	2:48.318	1:17.255	42.683	48.380	112.2	2:48.318
2	2:03.595	43.729	37.883	41.983	152.8	4:51.913
3	1:56.377	39.670	36.247	40.460	162.2	6:48.290
4	1:56.590	39.086	36.809	40.695	162.0	8:44.880
5	1:54.471	38.704	35.581	40.186	165.0	10:39.351
6	1:54.480	38.858	35.627	39.995	164.9	12:33.831
7	6:35.145 B	38.579	35.577	5:20.989	47.8	19:08.976
8	2:16.591	55.686	38.191	42.714	138.2	21:25.567
9	1:59.608	41.523	36.600	41.485	157.9	23:25.175
10	1:55.129	39.036	35.891	40.202	164.0	25:20.304
11	1:53.699	38.750	35.090	39.859	166.1	27:14.003
12	1:53.904	38.642	35.305	39.957	165.8	29:07.907
13	1:54.218	38.835	35.339	40.044	165.3	31:02.125
14	1:53.990	38.672	35.329	39.989	165.6	32:56.115
15	5:00.133 B	38.737	35.398	3:45.998	62.9	37:56.248
16	2:03.208	46.349	35.693	41.166	153.3	39:59.456
17	1:53.889	38.817	35.259	39.813	165.8	41:53.345

33 Paul CAUHAUPE FRA						
CLRT Schumacher Porsche 911 GT3 Cup						
1	2:34.626	1:10.231	41.580	42.815	122.1	2:34.626
2	1:58.463	40.399	36.542	41.522	159.4	4:33.089
3	1:54.611	38.862	35.668	40.081	164.7	6:27.700
4	1:54.090	38.408	35.697	39.985	165.5	8:21.790
5	1:53.876	38.380	35.225	40.271	165.8	10:15.666
6	1:53.465	38.287	35.199	39.979	166.4	12:09.131
7	1:53.933	38.311	35.317	40.305	165.7	14:03.064
8	1:54.297	38.655	35.628	40.014	165.2	15:57.361
9	4:53.206 B	38.498	36.152	3:38.556	64.4	20:50.567
10	2:17.081	54.616	39.877	42.588	137.7	23:07.648
11	2:03.232	43.976	38.341	40.915	153.2	25:10.880
12	1:56.001	38.600	35.450	41.951	162.8	27:06.881
13	1:52.870	38.211	34.901	39.758	167.3	28:59.751
14	1:53.282	38.180	35.258	39.844	166.7	30:53.033
15	1:52.752	38.100	34.950	39.702	167.5	32:45.785
16	1:53.605	38.132	35.171	40.302	166.2	34:39.390
17	1:53.152	38.038	34.905	40.209	166.9	36:32.542
18	5:11.756 B	38.077	35.830	3:57.849	60.6	41:44.298

44 Cyril CAILLO FRA						
Racing Technology Porsche 911 GT3 Cup						
1	3:10.731	1:32.929	46.055	51.747	99.0	3:10.731
2	2:06.946	45.027	38.425	43.494	148.7	5:17.677
3	2:01.847	41.571	37.756	42.520	155.0	7:19.524
4	1:59.352	40.418	36.829	42.105	158.2	9:18.876
5	1:58.292	40.081	36.481	41.730	159.6	11:17.168
6	1:57.766	39.895	36.391	41.480	160.3	13:14.934
7	1:56.704	39.488	36.221	40.995	161.8	15:11.638
8	1:56.710	39.375	36.189	41.146	161.8	17:08.348
9	1:56.811	39.586	35.969	41.256	161.6	19:05.159
10	1:55.570	39.302	35.620	40.648	163.4	21:00.729



Porsche Carrera Cup France 4 Hours of Mugello Free Practice 1

Sector Analysis

— Invalidated Lap ■ Personal Best ■ Session Best B Crossing the pit lane

Lap	Time	Sector 1	Sector 2	Sector 3	Kph	Elapsed	Lap	Time	Sector 1	Sector 2	Sector 3	Kph	Elapsed
11	1:55.743	39.135	35.840	40.768	163.1	22:56.472	5	1:53.142	38.404	35.025	39.713	166.9	10:31.157
12	1:55.920	39.079	35.948	40.893	162.9	24:52.392	6	1:52.841	38.183	35.002	39.656	167.3	12:23.998
13	4:17.768B	39.259	37.377	3:01.132	73.3	29:10.160	7	4:32.942B	38.801	35.911	3:18.230	69.2	16:56.940
14	2:12.853	50.508	38.234	44.111	142.1	31:23.013	8	2:02.175	46.213	35.944	40.018	154.5	18:59.115
15	1:59.845	40.789	37.590	41.466	157.6	33:22.858	9	1:53.423	38.607	34.934	39.882	166.5	20:52.538
16	1:55.671	39.219	35.683	40.769	163.2	35:18.529	10	1:52.908	38.205	34.912	39.791	167.2	22:45.446
17	1:56.363	39.583	35.699	41.081	162.3	37:14.892	11	1:52.773	38.142	34.880	39.751	167.4	24:38.219
18	1:55.271	39.086	35.660	40.525	163.8	39:10.163	12	4:27.859B	38.412	35.869	3:13.578	70.5	29:06.078
19	1:54.960	38.767	35.705	40.488	164.2	41:05.123	13	2:00.783	45.638	35.245	39.900	156.3	31:06.861

66 Sébastien POISSON		FRA					
ABM		Porsche 911 GT3 Cup					
1	2:36.440	1:05.649	43.237	47.554	120.7	2:36.440	
2	2:06.076	41.959	39.611	44.506	149.8	4:42.516	
3	2:02.626	41.027	38.019	43.580	154.0	6:45.142	
4	2:03.151	40.594	38.359	44.198	153.3	8:48.293	
5	2:01.277	39.884	38.902	42.491	155.7	10:49.570	
6	1:58.689	39.942	36.903	41.844	159.1	12:48.259	
7	1:59.209	39.731	37.101	42.377	158.4	14:47.468	
8	1:58.485	39.700	37.074	41.711	159.4	16:45.953	
9	6:05.280B	39.676	37.509	4:48.095	51.7	22:51.233	
10	2:05.513	47.277	36.742	41.494	150.4	24:56.746	
11	1:57.068	39.517	36.232	41.319	161.3	26:53.814	
12	1:56.359	39.671	35.888	40.800	162.3	28:50.173	
13	1:56.860	39.445	36.057	41.358	161.6	30:47.033	
14	1:56.302	39.615	35.894	40.793	162.4	32:43.335	
15	1:56.513	39.464	35.697	41.352	162.1	34:39.848	
16	1:55.997	39.293	36.292	40.412	162.8	36:35.845	
17	1:55.475	39.341	35.729	40.405	163.5	38:31.320	
18	1:55.849	38.988	36.406	40.455	163.0	40:27.169	

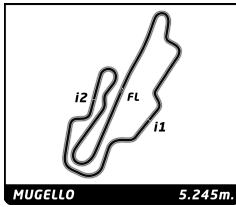
67 Jordan BOISSON		FRA					
TFT Racing		Porsche 911 GT3 Cup					
1	5:15.226B	1:47.641	49.440	2:38.145	59.9	5:15.226	
2	2:23.679	53.938	43.193	46.548	131.4	7:38.905	
3	2:11.678	44.721	41.439	45.518	143.4	9:50.583	
4	2:07.140	42.187	40.338	44.615	148.5	11:57.723	
5	2:06.048	41.714	39.759	44.575	149.8	14:03.771	
6	2:01.089	40.534	37.894	42.661	155.9	16:04.860	
7	1:58.822	39.728	36.884	42.210	158.9	18:03.682	
8	1:58.126	39.669	36.811	41.646	159.8	20:01.808	
9	5:33.433B	39.788	39.162	4:14.483	56.6	25:35.241	
10	2:09.656	48.518	37.961	43.177	145.6	27:44.897	
11	2:05.192	40.706	40.295	44.191	150.8	29:50.089	
12	1:59.934	40.312	37.187	42.435	157.4	31:50.023	
13	1:59.123	40.175	37.102	41.846	158.5	33:49.146	
14	1:58.093	39.679	36.765	41.649	159.9	35:47.239	
15	1:57.797	39.644	36.755	41.398	160.3	37:45.036	
16	1:57.930	39.948	36.758	41.224	160.1	39:42.966	
17	1:56.968	39.508	36.409	41.051	161.4	41:39.934	

74 Florian LATORRE		FRA					
ABM		Porsche 911 GT3 Cup					
1	2:43.163	1:13.514	44.069	45.580	115.7	2:43.163	
2	2:03.631	44.379	37.602	41.650	152.7	4:46.794	
3	1:57.214	39.442	36.437	41.335	161.1	6:44.008	
4	1:54.007	38.719	35.326	39.962	165.6	8:38.015	

77 Louis PERROT		FRA					
CLRT Schumacher		Porsche 911 GT3 Cup					
1	2:38.686	1:08.202	44.280	46.204	119.0	2:38.686	
2	1:59.883	42.773	36.594	40.516	157.5	4:38.569	
3	1:54.131	38.992	35.341	39.798	165.4	6:32.700	
4	1:53.392	38.605	35.183	39.604	166.5	8:26.092	
5	1:53.204	38.623	34.693	39.888	166.8	10:19.296	
6	1:52.943	38.321	34.995	39.627	167.2	12:12.239	
7	1:53.966	38.421	35.193	40.352	165.7	14:06.205	
8	1:55.092	38.493	36.810	39.789	164.1	16:01.297	
9	1:52.779	38.319	34.761	39.699	167.4	17:54.076	
10	1:52.945	38.261	34.883	39.801	167.2	19:47.021	
11	7:14.089B	38.362	35.479	6:00.248	43.5	27:01.110	
12	2:23.197	56.336	41.458	45.403	131.9	29:24.307	
13	1:58.334	41.595	36.284	40.455	159.6	31:22.641	
14	6:22.794B	38.626	35.266	5:08.902	49.3	37:45.435	

81 Eric DEBAR		FRA					
Debard Automobiles by Racetivity		Porsche 911 GT3 Cup					
1	3:05.459	1:35.306	44.187	45.966	101.8	3:05.459	
2	2:03.176	42.284	38.338	42.554	153.3	5:08.635	
3	2:01.905	41.047	38.474	42.384	154.9	7:10.540	
4	1:57.512	40.036	36.379	41.097	160.7	9:08.052	
5	1:57.480	39.952	36.269	41.259	160.7	11:05.532	
6	1:56.690	39.807	36.129	40.754	161.8	13:02.222	
7	1:56.614	39.633	36.183	40.798	161.9	14:58.836	
8	6:39.134B	43.950	41.488	5:13.696	47.3	21:37.970	
9	2:12.044	50.240	38.784	43.020	143.0	23:50.014	
10	2:04.722	41.392	38.386	44.944	151.4	25:54.736	
11	1:58.134	39.633	36.311	42.190	159.8	27:52.870	
12	1:56.403	39.505	35.937	40.961	162.2	29:49.273	
13	2:00.947	39.569	36.079	45.299	156.1	31:50.220	
14	2:05.506	42.197	41.178	42.131	150.4	33:55.726	
15	1:56.178	39.377	36.153	40.648	162.5	35:51.904	
16	2:04.677	41.706	40.414	42.557	151.4	37:56.581	
17	1:56.855	39.749	36.236	40.870	161.6	39:53.436	
18	1:56.458	39.196	36.104	41.158	162.1	41:49.894	

88 Jean-Philippe GAMBARO		FRA					
Schumacher CLRT		Porsche 911 GT3 Cup					
1	3:18.483	1:39.787	47.377	51.319	95.1	3:18.483	
2	2:09.648	46.763	39.974	42.911	145.6	5:28.131	
3	2:04.352	41.966	39.648	42.738	151.8	7:32.483	



Porsche Carrera Cup France 4 Hours of Mugello Free Practice 1

Sector Analysis

— Invalidated Lap ■ Personal Best ■ Session Best B Crossing the pit lane

Lap	Time	Sector 1	Sector 2	Sector 3	Kph	Elapsed	Lap	Time	Sector 1	Sector 2	Sector 3	Kph	Elapsed
4	2:00.650	40.630	38.061	41.959	156.5	9:33.133							
5	1:59.017	40.333	37.440	41.244	158.6	11:32.150							
6	1:58.370	40.002	37.235	41.133	159.5	13:30.520							
7	<u>1:57.231</u>	39.819	36.367	<u>41.045</u>	161.1	15:27.751							
8	1:55.804	39.377	35.700	40.727	163.1	17:23.555							
9	1:55.666	39.199	35.958	40.509	163.2	19:19.221							
10	4:20.623 B	39.404	36.212	3:05.007	72.4	23:39.844							
11	2:12.364	50.627	39.553	42.184	142.7	25:52.208							
12	1:56.749	39.888	36.058	40.803	161.7	27:48.957							
13	1:59.383	39.785	36.971	42.627	158.2	29:48.340							
14	1:56.277	39.339	36.077	40.861	162.4	31:44.617							
15	1:58.292	39.488	38.006	40.798	159.6	33:42.909							
16	1:56.325	39.458	36.334	40.533	162.3	35:39.234							
17	1:55.809	39.001	36.020	40.788	163.0	37:35.043							
18	1:55.466	39.063	36.067	40.336	163.5	39:30.509							
19	1:55.415	39.048	35.820	40.547	163.6	41:25.924							

99	Marcus AMAND	FRA				
Schumacher CLRT		Porsche 911 GT3 Cup				
1	2:40.069	1:09.577	43.953	46.539	118.0	2:40.069
2	2:01.293	43.275	36.702	41.316	155.7	4:41.362
3	1:55.112	39.702	35.480	39.930	164.0	6:36.474
4	1:53.578	38.693	35.159	39.726	166.2	8:30.052
5	1:53.315	38.456	35.000	39.859	166.6	10:23.367
6	1:53.732	38.443	35.215	40.074	166.0	12:17.099
7	1:53.528	38.534	34.966	40.028	166.3	14:10.627
8	1:53.704	38.715	34.853	40.136	166.1	16:04.331
9	1:53.255	38.405	35.023	39.827	166.7	17:57.586
10	1:53.391	38.563	34.933	39.895	166.5	19:50.977
11	6:02.889 B	38.670	35.641	4:48.578	52.0	25:53.866
12	2:27.272	56.377	41.739	49.156	128.2	28:21.138
13	2:00.423	43.085	36.793	40.545	156.8	30:21.561
14	1:53.153	38.508	34.931	39.714	166.9	32:14.714
15	1:53.379	38.311	34.811	40.257	166.5	34:08.093
16	1:52.725	38.273	34.762	39.690	167.5	36:00.818
17	1:54.027	38.256	34.898	40.873	165.6	37:54.845
18	1:52.819	38.265	34.800	39.754	167.4	39:47.664
19	1:52.585	38.204	34.727	39.654	167.7	41:40.249