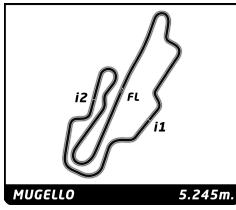


Porsche Carrera Cup France 4 Hours of Mugello Race 1

Sector Analysis

— Invalidated Lap ■ Personal Best ■ Session Best B Crossing the pit lane

Lap	Time	Sector 1	Sector 2	Sector 3	Kph	Elapsed	Lap	Time	Sector 1	Sector 2	Sector 3	Kph	Elapsed		
2	Benjamin PAQUE	BEL						2	<u>1:51.949</u>	38.238	34.627	<u>39.084</u>	168.7	3:52.938	
	TFT Racing	Porsche 911 GT3 Cup						3	<u>1:51.464</u>	<u>38.194</u>	34.148	39.122	169.4	5:44.402	
1	2:03.025	47.360	35.804	39.861	153.5	2:03.025	4	1:50.961	37.781	34.111	39.069	170.2	7:35.363		
2	1:53.390	38.659	35.255	39.476	166.5	3:56.415	5	1:51.797	37.645	34.965	39.187	168.9	9:27.160		
3	1:52.870	38.337	35.012	39.521	167.3	5:49.285	6	1:51.147	37.659	34.394	39.094	169.9	11:18.307		
4	1:52.519	38.080	34.871	39.568	167.8	7:41.804	7	1:51.453	37.673	34.571	39.209	169.4	13:09.760		
5	1:52.728	38.051	35.058	39.619	167.5	9:34.532	8	1:51.769	37.827	34.576	39.366	168.9	15:01.529		
6	1:52.600	38.055	35.022	39.523	167.7	11:27.132	9	1:52.083	37.774	34.816	39.493	168.5	16:53.612		
7	1:52.922	38.189	35.140	39.593	167.2	13:20.054	10	1:51.835	37.817	34.705	39.313	168.8	18:45.447		
8	1:52.729	38.051	34.968	39.710	167.5	15:12.783	11	1:52.124	38.241	34.625	39.258	168.4	20:37.571		
9	1:52.955	38.285	35.058	39.612	167.2	17:05.738	12	1:52.710	38.460	34.791	39.459	167.5	22:30.281		
10	1:52.562	38.154	34.963	39.445	167.7	18:58.300	13	1:51.873	37.917	34.630	39.326	168.8	24:22.154		
11	<u>1:53.081</u>	38.300	35.149	<u>39.632</u>	167.0	20:51.381	14	1:52.149	38.097	34.692	39.360	168.4	26:14.303		
12	1:53.126	38.325	35.042	39.759	166.9	22:44.507	15	1:52.676	38.759	34.689	39.228	167.6	28:06.979		
13	1:52.678	38.159	34.936	39.583	167.6	24:37.185	16	1:52.785	38.585	34.824	39.376	167.4	29:59.764		
14	1:52.427	38.006	34.872	39.549	167.9	26:29.612	17	1:52.724	38.492	34.910	39.322	167.5	31:52.488		
15	1:53.152	38.286	35.120	39.746	166.9	28:22.764									
16	1:52.884	38.340	34.894	39.650	167.3	30:15.648									
17	1:53.251	38.338	35.121	39.792	166.7	32:08.899									
5	Patrick CHARLAIX	CAN						14	Gianmarco QUARESMINI	ITA					
	TFT Racing	Porsche 911 GT3 Cup							Martinet by Alméras	Porsche 911 GT3 Cup					
1	2:12.727	53.245	37.803	41.679	142.3	2:12.727	1	2:01.887	46.548	35.808	39.531	154.9	2:01.887		
2	2:00.202	40.318	38.047	41.837	157.1	4:12.929	2	<u>1:52.500</u>	38.178	34.947	<u>39.375</u>	167.8	3:54.387		
3	2:00.419	40.343	38.149	41.927	156.8	6:13.348	3	<u>1:52.603</u>	<u>38.021</u>	35.167	<u>39.415</u>	167.7	5:46.990		
4	2:00.960	40.728	38.445	41.787	156.1	8:14.308	4	<u>1:52.317</u>	<u>37.931</u>	34.893	39.493	168.1	7:39.307		
5	2:00.862	40.976	37.928	41.958	156.2	10:15.170	5	1:52.287	38.093	34.795	39.399	168.2	9:31.594		
6	2:00.215	40.702	37.858	41.655	157.1	12:15.385	6	<u>1:53.137</u>	38.655	34.961	<u>39.521</u>	166.9	11:24.731		
7	1:59.896	40.275	37.938	41.683	157.5	14:15.281	7	1:52.649	38.189	34.916	39.544	167.6	13:17.380		
8	1:59.244	40.270	37.781	41.193	158.3	16:14.525	8	<u>1:52.818</u>	38.046	35.083	<u>39.689</u>	167.4	15:10.198		
9	<u>2:00.433</u>	40.547	38.016	<u>41.870</u>	156.8	18:14.958	9	<u>1:52.909</u>	<u>38.094</u>	35.133	39.682	167.2	17:03.107		
10	<u>2:00.809</u>	40.517	38.504	<u>41.788</u>	156.3	20:15.767	10	2:11.628 B	38.037	35.025	58.566	143.4	19:14.735		
							11	1:59.883	44.912	35.382	39.589	157.5	21:14.618		
							12	1:53.522	38.723	35.197	39.602	166.3	23:08.140		
							13	1:54.363	38.304	35.362	40.697	165.1	25:02.503		
7	Jérôme BOULLERY	FRA						16	Mathys JAUBERT	FRA					
	Racing Technology	Porsche 911 GT3 Cup							Martinet by Alméras	Porsche 911 GT3 Cup					
1	2:04.151	48.170	36.197	39.784	152.1	2:04.151	1	1:58.306	44.160	34.834	39.312	159.6	1:58.306		
2	1:54.190	38.840	35.571	39.779	165.4	3:58.341	2	1:51.585	37.713	34.565	39.307	169.2	3:49.891		
3	1:53.637	38.797	35.202	39.638	166.2	5:51.978	3	1:51.637	37.823	34.535	39.279	169.1	5:41.528		
4	1:53.654	38.983	35.150	39.521	166.1	7:45.632	4	1:51.435	37.674	34.537	39.224	169.4	7:32.963		
5	1:52.595	38.185	35.022	39.388	167.7	9:38.227	5	1:51.875	37.780	34.703	39.392	168.8	9:24.838		
6	1:53.038	38.414	34.904	39.720	167.0	11:31.265	6	1:51.844	37.794	34.735	39.315	168.8	11:16.682		
7	1:55.301	38.662	36.308	40.331	163.8	13:26.566	7	1:52.069	37.974	34.773	39.322	168.5	13:08.751		
8	1:53.561	38.369	35.086	40.106	166.3	15:20.127	8	1:52.158	38.054	34.747	39.357	168.4	15:00.909		
9	1:53.920	38.759	35.207	39.954	165.7	17:14.047	9	1:52.178	37.936	34.844	39.398	168.3	16:53.087		
10	1:53.972	38.593	35.499	39.880	165.7	19:08.019	10	1:52.069	37.890	34.772	39.407	168.5	18:45.156		
11	1:53.459	38.482	34.904	40.073	166.4	21:01.478	11	1:52.191	38.000	34.808	39.383	168.3	20:37.347		
12	1:53.716	38.364	35.364	39.988	166.0	22:55.194	12	1:52.422	38.302	34.752	39.368	168.0	22:29.769		
13	1:53.574	38.444	35.055	40.075	166.3	24:48.768	13	1:52.005	37.864	34.802	39.339	168.6	24:21.774		
14	1:53.478	38.535	35.086	39.857	166.4	26:42.246	14	1:52.407	37.928	34.867	39.612	168.0	26:14.181		
15	1:53.873	38.400	35.368	40.105	165.8	28:36.119	15	1:52.690	38.397	34.828	39.465	167.6	28:06.871		
16	1:53.786	38.381	35.122	40.283	165.9	30:29.905	16	1:52.744	38.387	34.898	39.459	167.5	29:59.615		
17	1:53.766	38.618	35.329	39.819	166.0	32:23.671	17	1:52.630	38.329	34.881	39.420	167.6	31:52.245		
11	Alessandro GHIRETTI	FRA						17	Victor BERNIER	FRA					
	Schumacher CLRT	Porsche 911 GT3 Cup							Martinet by Alméras	Porsche 911 GT3 Cup					
1	2:00.989	46.239	35.489	39.261	156.1	2:00.989	1	2:01.914	46.359	35.784	39.771	154.9	2:01.914		
							2	1:53.210	38.949	34.886	39.375	166.8	3:55.124		



Porsche Carrera Cup France 4 Hours of Mugello Race 1

Sector Analysis

— Invalidated Lap ■ Personal Best ■ Session Best B Crossing the pit lane

Lap	Time	Sector 1	Sector 2	Sector 3	Kph	Elapsed
3	1:52.774	38.189	35.135	39.450	167.4	5:47.898
4	<u>1:52.633</u>	38.206	35.084	<u>39.343</u>	167.6	7:40.531
5	<u>1:52.419</u>	<u>38.074</u>	34.911	39.434	168.0	9:32.950
6	1:52.447	38.013	34.861	39.573	167.9	11:25.397
7	1:52.289	38.032	34.888	39.369	168.2	13:17.686
8	1:52.734	38.199	34.947	39.588	167.5	15:10.420
9	1:53.043	38.303	35.144	39.596	167.0	17:03.463
10	1:52.634	38.085	35.096	39.453	167.6	18:56.097
11	1:52.716	38.158	34.958	39.600	167.5	20:48.813
12	1:52.303	<u>38.024</u>	34.773	39.506	168.1	22:41.116
13	1:52.749	37.953	34.995	39.801	167.5	24:33.865
14	1:52.416	38.096	34.804	39.516	168.0	26:26.281
15	1:52.826	38.206	35.133	39.487	167.4	28:19.107
16	1:52.545	38.069	35.016	39.460	167.8	30:11.652
17	1:53.202	38.241	35.367	39.594	166.8	32:04.854

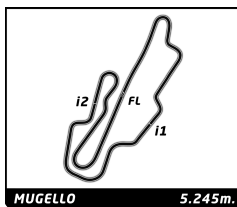
Lap	Time	Sector 1	Sector 2	Sector 3	Kph	Elapsed
1	2:03.849	47.925	36.216	39.708	152.5	2:03.849
2	1:53.675	38.746	35.353	39.576	166.1	3:57.524
3	1:53.081	38.501	35.125	39.455	167.0	5:50.605
4	1:52.830	38.232	35.171	39.427	167.3	7:43.435
5	1:53.127	38.357	35.308	39.462	166.9	9:36.562
6	1:53.182	38.499	35.205	39.478	166.8	11:29.744
7	1:53.607	38.371	35.467	39.769	166.2	13:23.351
8	1:53.431	38.380	35.226	39.825	166.5	15:16.782
9	1:53.320	38.383	35.092	39.845	166.6	17:10.102
10	1:53.670	38.498	35.332	39.840	166.1	19:03.772
11	1:54.162	38.643	35.419	40.100	165.4	20:57.934
12	1:53.646	38.471	35.363	39.812	166.1	22:51.580
13	1:54.145	38.480	35.509	40.156	165.4	24:45.725
14	1:53.418	38.536	35.050	39.832	166.5	26:39.143
15	1:54.276	38.653	35.545	40.078	165.2	28:33.419
16	1:54.022	38.745	35.291	39.986	165.6	30:27.441
17	1:54.238	38.717	35.467	40.054	165.3	32:21.679

Lap	Time	Sector 1	Sector 2	Sector 3	Kph	Elapsed
1	2:02.212	47.199	35.367	39.646	154.5	2:02.212
2	<u>1:53.393</u>	39.063	35.009	<u>39.321</u>	166.5	3:55.605
3	<u>1:52.579</u>	38.012	35.007	<u>39.560</u>	167.7	5:48.184
4	<u>1:52.855</u>	<u>38.037</u>	35.298	<u>39.520</u>	167.3	7:41.039
5	<u>1:52.850</u>	<u>38.078</u>	35.234	<u>39.538</u>	167.3	9:33.889
6	<u>1:52.682</u>	<u>38.046</u>	35.039	39.597	167.6	11:26.571
7	1:52.642	38.117	34.956	39.569	167.6	13:19.213
8	1:53.080	37.908	35.559	39.613	167.0	15:12.293
9	1:52.835	37.998	35.241	39.596	167.3	17:05.128
10	1:52.763	37.912	35.156	39.695	167.4	18:57.891
11	1:52.574	38.065	34.994	39.515	167.7	20:50.465
12	1:52.720	37.934	35.092	39.694	167.5	22:43.185
13	1:52.736	38.039	35.076	39.621	167.5	24:35.921
14	1:52.715	37.992	35.043	39.680	167.5	26:28.636
15	1:52.870	38.047	35.235	39.588	167.3	28:21.506
16	1:53.078	38.146	35.234	39.698	167.0	30:14.584
17	1:53.174	38.127	35.254	39.793	166.8	32:07.758

Lap	Time	Sector 1	Sector 2	Sector 3	Kph	Elapsed
29	Louis ROUSSET					FRA
Martinet/Forestier Racing						Porsche 911 GT3 Cup
1	2:03.368	47.571	35.986	39.811	153.1	2:03.368
2	1:53.419	38.629	35.373	39.417	166.5	3:56.787
3	1:53.153	38.371	35.342	39.440	166.9	5:49.940
4	1:52.827	38.206	35.043	39.578	167.4	7:42.767
5	1:52.970	38.174	35.245	39.551	167.1	9:35.737
6	1:53.082	38.316	35.235	39.531	167.0	11:28.819
7	1:52.794	38.255	35.016	39.523	167.4	13:21.613
8	1:52.983	38.213	35.180	39.590	167.1	15:14.596
9	1:53.019	38.238	35.173	39.608	167.1	17:07.615
10	1:53.104	38.250	35.231	39.623	166.9	19:00.719
11	1:53.155	38.238	35.249	39.668	166.9	20:53.874
12	1:52.863	38.081	35.102	39.680	167.3	22:46.737
13	1:52.988	38.236	35.160	39.592	167.1	24:39.725
14	<u>1:53.107</u>	38.237	35.087	<u>39.783</u>	166.9	26:32.832
15	<u>1:53.221</u>	38.314	35.214	<u>39.693</u>	166.8	28:26.053
16	1:53.864	38.710	35.414	39.740	165.8	30:19.917
17	1:53.785	38.108	35.609	40.068	165.9	32:13.702

Lap	Time	Sector 1	Sector 2	Sector 3	Kph	Elapsed
33	Paul CAUHAUPE					FRA
CLRT Schumacher						Porsche 911 GT3 Cup
1	2:01.013	46.084	35.269	39.660	156.0	2:01.013
2	1:53.041	38.661	34.793	39.587	167.0	3:54.054
3	1:52.545	38.225	34.764	39.556	167.8	5:46.599
4	1:52.384	38.079	34.820	39.485	168.0	7:38.983
5	1:52.302	38.077	34.704	39.521	168.1	9:31.285
6	1:52.267	38.012	34.693	39.562	168.2	11:23.552
7	1:52.375	38.051	34.799	39.525	168.0	13:15.927
8	1:52.059	37.801	34.610	39.648	168.5	15:07.986
9	1:52.541	37.940	35.032	39.569	167.8	17:00.527
10	1:52.305	37.965	34.717	39.623	168.1	18:52.832
11	1:52.459	37.929	34.796	39.734	167.9	20:45.291
12	1:52.620	37.834	34.846	39.940	167.7	22:37.911
13	1:52.449	37.791	34.695	39.963	167.9	24:30.360
14	1:52.430	37.937	34.841	39.652	167.9	26:22.790
15	1:52.367	37.911	34.816	39.640	168.0	28:15.157
16	1:54.695	37.945	36.761	39.989	164.6	30:09.852
17	1:52.927	37.990	35.019	39.918	167.2	32:02.779

Lap	Time	Sector 1	Sector 2	Sector 3	Kph	Elapsed
44	Cyril CAILLO					FRA
Racing Technology						Porsche 911 GT3 Cup
1	2:06.376	49.593	36.129	40.654	149.4	2:06.376
2	1:55.106	39.489	35.311	40.306	164.0	4:01.482
3	1:54.083	38.704	35.590	39.789	165.5	5:55.565
4	1:54.449	38.760	35.455	40.234	165.0	7:50.014
5	1:54.621	39.040	35.485	40.096	164.7	9:44.635
6	1:55.308	39.501	35.473	40.334	163.8	11:39.943
7	1:56.032	39.777	36.180	40.075	162.7	13:35.975
8	1:53.836	38.612	35.283	39.941	165.9	15:29.811
9	1:54.330	38.638	35.572	40.120	165.2	17:24.141
10	1:54.166	38.977	35.136	40.053	165.4	19:18.307
11	1:54.196	38.904	35.295	39.997	165.3	21:12.503
12	1:54.199	38.837	35.313	40.049	165.3	23:06.702
13	1:54.210	38.740	35.303	40.167	165.3	25:00.912
14	1:54.686	38.771	35.592	40.323	164.6	26:55.598



Porsche Carrera Cup France 4 Hours of Mugello Race 1

Sector Analysis

— Invalidated Lap ■ Personal Best ■ Session Best B Crossing the pit lane

Lap	Time	Sector 1	Sector 2	Sector 3	Kph	Elapsed	Lap	Time	Sector 1	Sector 2	Sector 3	Kph	Elapsed
15	1:55.006	39.344	35.374	40.288	164.2	28:50.604	12	1:52.222	37.845	34.819	39.558	168.3	22:35.436
16	1:54.654	38.777	35.630	40.247	164.7	30:45.258	13	1:52.282	37.817	34.689	39.776	168.2	24:27.718
17	1:55.176	39.027	35.842	40.307	163.9	32:40.434	14	1:52.367	37.940	34.784	39.643	168.0	26:20.085

66 Sébastien POISSON							FRA						
ABM							Porsche 911 GT3 Cup						
1	2:05.059	48.570	36.251	40.238	151.0	2:05.059							
2	1:54.136	38.765	35.500	39.871	165.4	3:59.195							
3	1:54.101	38.626	35.471	40.004	165.5	5:53.296							
4	1:53.571	38.513	35.301	39.757	166.3	7:46.867							
5	1:54.113	38.649	35.411	40.053	165.5	9:40.980							
6	1:54.580	39.049	35.388	40.143	164.8	11:35.560							
7	1:53.712	38.611	35.279	39.822	166.1	13:29.272							
8	1:54.639	38.765	35.872	40.002	164.7	15:23.911							
9	1:54.368	38.932	35.396	40.040	165.1	17:18.279							
10	1:54.026	38.696	35.380	39.950	165.6	19:12.305							
11	1:53.818	38.496	35.260	40.062	165.9	21:06.123							
12	1:54.104	38.756	35.382	39.966	165.5	23:00.227							
13	1:54.050	38.911	35.314	39.825	165.6	24:54.277							
14	1:54.902	38.789	36.217	39.896	164.3	26:49.179							
15	1:54.461	38.740	35.711	40.010	165.0	28:43.640							
16	1:54.138	38.834	35.188	40.116	165.4	30:37.778							
17	1:54.171	38.652	35.571	39.948	165.4	32:31.949							

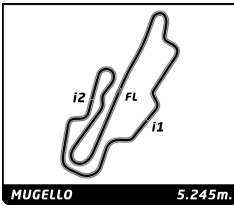
67 Jordan BOISSON							FRA						
TFT Racing							Porsche 911 GT3 Cup						
1	2:08.349	50.132	37.675	40.542	147.1	2:08.349							
2	1:55.342	39.247	36.079	40.016	163.7	4:03.691							
3	1:54.425	38.710	35.674	40.041	165.0	5:58.116							
4	1:54.610	38.969	35.524	40.117	164.8	7:52.726							
5	1:54.697	38.882	35.886	39.929	164.6	9:47.423							
6	1:55.059	38.961	35.867	40.231	164.1	11:42.482							
7	1:55.428	39.055	36.024	40.342	163.6	13:37.910							
8	1:54.670	39.033	35.637	40.000	164.7	15:32.580							
9	1:55.124	39.279	35.949	39.896	164.0	17:27.704							
10	1:54.489	38.932	35.692	39.865	164.9	19:22.193							
11	1:55.325	39.175	35.962	40.188	163.7	21:17.518							
12	1:55.326	39.115	35.996	40.215	163.7	23:12.844							
13	1:54.773	38.944	35.746	40.083	164.5	25:07.617							
14	1:54.892	38.799	35.984	40.109	164.3	27:02.509							
15	1:54.638	38.774	35.824	40.040	164.7	28:57.147							
16	1:55.314	38.908	36.074	40.332	163.7	30:52.461							
17	1:54.830	38.896	35.602	40.332	164.4	32:47.291							

74 Florian LATORRE							FRA						
ABM							Porsche 911 GT3 Cup						
1	2:00.489	45.580	35.465	39.444	156.7	2:00.489							
2	1:52.358	38.208	34.777	39.373	168.1	3:52.847							
3	1:53.004	38.693	34.875	39.436	167.1	5:45.851							
4	1:51.924	38.079	34.490	39.355	168.7	7:37.775							
5	1:52.136	38.026	34.653	39.457	168.4	9:29.911							
6	1:51.977	37.999	34.609	39.369	168.6	11:21.888							
7	1:51.790	37.759	34.655	39.376	168.9	13:13.678							
8	1:52.473	37.893	34.777	39.803	167.9	15:06.151							
9	1:52.085	37.889	34.708	39.488	168.5	16:58.236							
10	1:52.394	37.972	34.899	39.523	168.0	18:50.630							
11	1:52.584	37.991	35.019	39.574	167.7	20:43.214							

77 Louis PERROT							FRA						
CLRT Schumacher							Porsche 911 GT3 Cup						
1	1:59.390	45.059	35.227	39.104	158.2	1:59.390							
2	1:51.837	37.770	34.764	39.303	168.8	3:51.227							
3	1:51.909	38.035	34.546	39.328	168.7	5:43.136							
4	1:51.648	37.873	34.539	39.236	169.1	7:34.784							
5	1:52.945	37.946	35.676	39.323	167.2	9:27.729							
6	1:52.254	38.073	34.964	39.217	168.2	11:19.983							
7	1:52.311	37.926	34.718	39.667	168.1	13:12.294							
8	1:52.245	37.940	34.581	39.724	168.2	15:04.539							
9	1:52.590	38.121	35.032	39.437	167.7	16:57.129							
10	1:52.309	38.159	34.662	39.488	168.1	18:49.438							
11	1:51.855	37.998	34.473	39.384	168.8	20:41.293							
12	1:52.092	38.023	34.497	39.572	168.5	22:33.385							
13	1:52.227	37.943	34.696	39.588	168.2	24:25.612							
14	1:52.166	38.012	34.663	39.491	168.3	26:17.778							
15	1:52.260	38.103	34.815	39.342	168.2	28:10.038							
16	1:52.519	38.159	34.851	39.509	167.8	30:02.557							
17	1:52.949	38.423	34.946	39.580	167.2	31:55.506							

81 Eric DEBARO							FRA						
Debard Automobiles by Racetivity							Porsche 911 GT3 Cup						
1	2:07.607	49.880	37.515	40.212	148.0	2:07.607							
2	1:55.370	39.595	35.663	40.112	163.7	4:02.977							
3	1:54.443	38.973	35.482	39.988	165.0	5:57.420							
4	1:54.238	38.722	35.566	39.950	165.3	7:51.658							
5	1:54.870	38.978	35.734	40.158	164.4	9:46.528							
6	1:54.606	38.879	35.530	40.197	164.8	11:41.134							
7	1:56.236	39.455	36.552	40.229	162.4	13:37.370							
8	1:55.022	39.017	35.622	40.383	164.2	15:32.392							
9	1:54.657	38.892	35.536	40.229	164.7	17:27.049							
10	1:54.050	38.584	35.423	40.043	165.6	19:21.099							
11	1:55.742	39.546	35.793	40.403	163.1	21:16.841							
12	1:54.556	38.881	35.377	40.298	164.8	23:11.397							
13	1:54.700	38.937	35.618	40.145	164.6	25:06.097							
14	1:53.935	38.618	35.425	39.892	165.7	27:00.032							
15	1:55.287	39.011	35.609	40.667	163.8	28:55.319							
16	1:54.125	38.671	35.215	40.239	165.5	30:49.444							
17	1:56.388	38.866	35.824	41.698	162.2	32:45.832							

88 Jean-Philippe GAMBARO							FRA						
Schumacher CLRT							Porsche 911 GT3 Cup						
1	2:06.189	49.197	36.304	40.688	149.6	2:06.189							
2	1:54.507	39.157	35.326	40.024	164.9	4:00.696							
3	1:54.516	38.994	35.432	40.090	164.9	5:55.212							
4	1:54.622	38.709	35.408	40.505	164.7	7:49.834							
5	1:54.566	38.910	35.450	40.206	164.8	9:44.400							
6	1:55.378	39.428	35.603	40.347	163.7	11:39.778							
7	1:57.249	39.969	36.857	40.423	161.0	13:37.027							
8	1:54.232	38.751	35.185	40.296	165.3	15:31.259							



Porsche Carrera Cup France 4 Hours of Mugello Race 1

Sector Analysis

— Invalidated Lap ■ Personal Best ■ Session Best B Crossing the pit lane

Lap	Time	Sector 1	Sector 2	Sector 3	Kph	Elapsed	Lap	Time	Sector 1	Sector 2	Sector 3	Kph	Elapsed
9	1:54.482	38.662	35.394	40.426	164.9	17:25.741							
10	1:54.184	38.819	35.388	39.977	165.4	19:19.925							
11	1:54.171	38.518	35.410	40.243	165.4	21:14.096							
12	1:56.198	39.968	35.875	40.355	162.5	23:10.294							
13	1:54.718	38.980	35.710	40.028	164.6	25:05.012							
14	1:54.719	38.798	35.602	40.319	164.6	26:59.731							
15	1:54.821	38.813	35.699	40.309	164.4	28:54.552							
16	1:54.001	38.568	35.156	40.277	165.6	30:48.553							
17	1:54.287	38.633	35.378	40.276	165.2	32:42.840							

99	Marcus AMAND	FRA				
	Schumacher CLRT	Porsche 911 GT3 Cup				
1	1:58.960	44.930	34.792	39.238	158.7	1:58.960
2	1:51.686	37.842	34.563	39.281	169.1	3:50.646
3	1:51.742	37.994	34.547	39.201	169.0	5:42.388
4	1:51.975	37.959	34.529	39.487	168.6	7:34.363
5	1:52.588	37.873	34.666	40.049	167.7	9:26.951
6	1:52.586	38.495	34.815	39.276	167.7	11:19.537
7	1:51.809	37.958	34.532	39.319	168.9	13:11.346
8	1:51.904	37.878	34.628	39.398	168.7	15:03.250
9	1:52.121	37.972	34.706	39.443	168.4	16:55.371
10	1:52.847	38.012	34.698	40.137	167.3	18:48.218
11	1:52.188	38.055	34.676	39.457	168.3	20:40.406
12	1:52.210	37.914	34.742	39.554	168.3	22:32.616
13	1:52.465	37.996	34.842	39.627	167.9	24:25.081
14	1:52.204	38.000	34.750	39.454	168.3	26:17.285
15	1:52.405	38.094	34.800	39.511	168.0	28:09.690
16	1:52.628	37.987	34.858	39.783	167.6	30:02.318
17	1:53.887	39.341	34.884	39.662	165.8	31:56.205