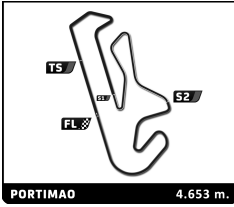


ELMS Collective Test Day
4 Hours of Portimao
Morning Test

Sector Analysis

Lap under Red Flag							Invalidated Lap		Personal Best		Session Best		B Crossing the pit lane		
Lap	D	Time	Sector 1	Sector 2	Sector 3	T. Spd	Elapsed	Lap	D	Time	Sector 1	Sector 2	Sector 3	T. Spd	Elapsed
12	WTM by Rinaldi Racing		3. Oscar TUNJO		Duqueine M30 - D08 - Nissan		LMP3								
			1. Torsten KRATZ		2. Leonard WEISS										
1	2	4:44.281	3:16.916	42.657	44.708		4:44.281								
2	2	2:00.130	37.384	39.358	43.388	246.0	6:44.411								
3	2	1:58.721	36.793	38.875	43.053	249.4	8:43.132								
4	2	1:57.634	36.238	38.517	42.879	251.7	10:40.766								
5	2	1:58.711	36.170	39.445	43.096	253.5	12:39.477								
6	2	1:58.656	36.319	39.326	43.011	254.1	14:38.133								
7	2	1:57.448	36.243	38.366	42.839	254.1	16:35.581								
8	2	2:08.508	36.147	49.121	43.240	255.3	18:44.089								
9	2	3:10.210B	48.587	1:03.850	1:17.773	256.5	21:54.299								
10	3	6:52.641	5:28.430	40.034	44.177		28:46.940								
11	3	1:59.309	37.865	38.590	42.854	253.5	30:46.249								
12	3	1:55.865	35.829	37.605	42.431	255.9	32:42.114								
13	3	1:56.951	36.268	38.004	42.679	258.4	34:39.065								
14	3	1:57.622	36.242	38.732	42.648	260.2	36:36.687								
15	3	1:56.597	36.145	37.728	42.724	257.8	38:33.284								
16	3	2:05.860B	36.404	38.107	51.349	258.4	40:39.144								
17	3	4:50.195B	2:55.043	39.968	1:15.184		45:29.339								
18	1	13:31.243	...	41.073	45.213		59:00.582								
19	1	2:01.539	37.085	39.834	44.620	254.7	1:01:02.121								
20	1	2:01.683	36.921	40.266	44.496	255.9	1:03:03.804								
21	1	2:00.174	36.779	39.263	44.132	256.5	1:05:03.978								
22	1	3:16.371B	50.952	1:05.800	1:19.619	255.3	1:08:20.349								
23	1	11:57.373	...	39.827	44.641		1:20:17.722								
24	1	2:01.796	37.396	39.984	44.416	255.3	1:22:19.518								
25	1	1:59.189	36.876	38.766	43.547	257.1	1:24:18.707								
26	1	1:59.597	37.149	39.003	43.445	259.0	1:26:18.304								
27	1	1:57.832	36.480	38.439	42.913	259.0	1:28:16.136								
28	1	1:57.960	36.246	38.388	43.326	259.6	1:30:14.096								
29	1	1:59.091	37.147	38.338	43.606	260.2	1:32:13.187								
30	1	1:56.197	35.863	38.154	42.180	257.8	1:34:09.384								
31	1	1:54.486	35.269	37.448	41.769	260.9	1:36:03.870								
32	1	1:54.605	35.156	37.444	42.005	260.2	1:37:58.475								
33	1	2:05.118B	35.563	38.826	50.729	262.1	1:40:03.593								
14	AO by TF		3. Robert KUBICA		Oreca 07 - Gibson		LMP2								
			1. Jonny EDGAR		2. Louis DELÉTRAZ										
1	3	17:59.772	...	52.550	1:06.115		17:59.772								
2	3	2:47.361B	36.601	52.047	1:18.713	270.7	20:47.133								
3	3	10:34.718	9:10.888	40.366	43.464		31:21.851								
4	3	1:55.677	35.729	38.140	41.808	276.2	33:17.528								
5	3	1:54.975	34.975	37.972	42.028	282.7	35:12.503								
6	3	1:53.786	34.801	37.796	41.189	279.8	37:06.289								
7	3	2:03.554	34.694	39.556	49.304	281.2	39:09.843								
8	3	1:53.266	34.768	36.861	41.637	281.2	41:03.109								
9	3	1:52.176	34.776	36.528	40.872	280.5	42:55.285								
10	3	2:24.421B	34.707	37.903	1:11.811	282.7	45:19.706								
11	3	14:21.678	...	38.012	42.829		59:41.384								
12	3	1:52.367	34.984	36.680	40.703	276.9	1:01:33.751								
13	3	1:51.829	34.708	36.471	40.650	279.8	1:03:25.580								
14	3	2:00.718B	34.423	36.898	49.397	281.2	1:05:26.298								
15	3	15:19.174	...	37.147	48.201		1:20:45.472								
16	3	1:49.648	33.566	35.982	40.100	280.5	1:22:35.120								
17	3	1:48.706	33.659	35.103	39.944	284.2	1:24:23.826								
18	3	1:51.737	33.684	36.598	41.455	285.0	1:26:15.563								
19	3	1:48.369	33.237	35.572	39.560	285.0	1:28:03.932								
20	3	1:55.486B	33.433	35.434	46.619	286.5	1:29:59.418								
21	1	4:24.786	3:07.555	36.472	40.759		1:34:24.204								
22	1	1:49.485	33.927	35.192	40.366	282.7	1:36:13.689								
23	1	1:48.481	34.344	34.587	39.550	283.5	1:38:02.170								
24	1	1:48.149	32.971	36.273	38.905	285.0	1:39:50.319								
25	1	1:45.682	32.532	33.889	39.261	285.7	1:41:36.001								
26	1	1:49.787	33.158	34.391	42.238	286.5	1:43:25.788								
27	1	1:45.035	32.223	34.098	38.714	284.2	1:45:10.823								
28	1	1:43.826	32.047	33.771	38.008	284.2	1:46:54.649								
29	1	1:49.947B	32.113	33.740	44.094	282.7	1:48:44.596								
30	2	2:54.255	1:39.332	35.536	39.387		1:51:38.851								
31	2	1:46.108	32.822	34.032	39.254	261.5	1:53:24.959								
32	2	1:55.178B	32.345	34.958	47.875	285.7	1:55:20.137								
15	RLR M Sport		3. Gael JULIEN		Ligier JS P320 - Nissan		LMP3								
			1. Michael JENSEN		2. Nick ADCOCK										
1	3	2:35.464B	59.332	42.681	53.451		2:35.464								
2	3	4:16.525	2:54.176	39.007	43.342		6:51.989								
3	3	1:58.040	36.664	38.477	42.899	251.7	8:50.029								
4	3	1:57.023	36.142	38.187	42.694	252.9	10:47.052								
5	3	1:57.221	36.131	38.096	42.994	254.1	12:44.273								
6	3	1:57.980	36.407	38.286	43.287	254.7	14:42.253								
7	3	1:57.114	36.057	37.861	43.196	254.7	16:39.367								
8	3	2:09.844B	35.898	42.833	51.113	253.5	18:49.211								
9	1	12:12.847	...	45.195	47.981		31:02.058								
10	1	2:08.138	40.801	41.816	45.521	247.7	33:10.196								
11	1	2:04.500	38.233	40.449	45.818	252.3	35:14.696								
12	1	2:04.790	38.185	41.298	45.307	251.2	37:19.486								
13	1	2:04.595	38.043	41.405	45.147	254.7	39:24.081								
14	1	2:04.219	38.615	40.507	45.097	254.7	41:28.300								
15	1	2:02.425	37.641	39.735	45.049	255.9	43:30.725								

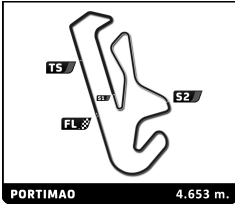




ELMS Collective Test Day 4 Hours of Portimao Morning Test Sector Analysis

Lap under Red Flag							Invalidated Lap		Personal Best	Session Best	B Crossing the pit lane				
Lap	D	Time	Sector 1	Sector 2	Sector 3	T. Spd	Elapsed	Lap	D	Time	Sector 1	Sector 2	Sector 3	T. Spd	Elapsed
8	1	1:59.462	36.643	39.743	43.076	279.8	41:52.411	25	3	1:49.257	34.109	35.702	39.446	287.2	1:41:17.597
9	1	2:00.810	36.667	40.832	43.311	281.2	43:53.221	26	3	1:58.116B	33.386	36.105	48.625	285.7	1:43:15.713
10	1	3:11.389B	42.641	1:08.093	1:20.655	278.4	47:04.610	27	3	4:45.704B	3:23.910	34.979	46.815		1:48:01.417
11	1	11:43.793	...	40.472	45.495		58:48.403	28	3	3:08.958	1:52.240	35.742	40.976		1:51:10.375
12	1	1:58.607	36.278	39.307	43.022	276.2	1:00:47.010	29	3	1:42.450	32.354	33.047	37.049	266.7	1:52:52.825
13	1	1:56.926	35.783	38.312	42.831	279.8	1:02:43.936	30	3	1:40.077	31.484	32.716	35.877	287.2	1:54:32.902
14	1	1:55.956	35.590	37.827	42.539	280.5	1:04:39.892	31	3	1:38.170	30.339	31.910	35.921	288.8	1:56:11.072
15	1	2:57.039B	36.443	1:00.836	1:19.760	281.2	1:07:36.931	23 United Autosports 1. Bijoy GARG 3. Paul DI RESTA 2. Fabio SCHERER Orega 07 - Gibson LMP2							
16	1	12:16.488	...	39.747	43.462		1:19:53.419	1	2	17:56.991B	...	42.790	56.649		17:56.991
17	1	1:55.954	35.864	38.204	41.886	279.1	1:21:49.373	2	2	10:16.536	8:54.162	39.883	42.491		28:13.527
18	1	1:57.448	36.281	38.720	42.447	283.5	1:23:46.821	3	2	1:55.313	35.736	37.430	42.147	279.8	30:08.840
19	1	1:54.477	34.913	38.186	41.378	283.5	1:25:41.298	4	2	1:53.289	34.852	37.314	41.123	283.5	32:02.129
20	1	1:54.195	34.676	37.925	41.594	283.5	1:27:35.493	5	2	1:53.955	35.001	37.928	41.026	281.2	33:56.084
21	1	1:53.564	34.380	36.915	42.269	282.7	1:29:29.057	6	2	1:52.019	34.207	36.955	40.857	285.0	35:48.103
22	1	1:53.380	34.456	37.507	41.417	280.5	1:31:22.437	7	2	1:51.401	34.570	36.510	40.321	286.5	37:39.504
23	1	1:52.565	34.095	36.962	41.508	282.7	1:33:15.002	8	2	1:51.966	34.428	36.655	40.883	285.7	39:31.470
24	1	1:54.176	35.672	37.042	41.462	282.7	1:35:09.178	9	2	2:00.081B	34.688	36.568	48.825	284.2	41:31.551
25	1	1:52.077	33.924	37.230	40.923	282.7	1:37:01.255	10	2	5:56.906B	3:34.864	1:04.814	1:17.228		47:28.457
26	1	1:51.008	33.863	36.233	40.912	282.7	1:38:52.263	11	2	11:02.516	9:41.385	39.206	41.925		58:30.973
27	1	1:58.991B	33.931	36.516	48.544	284.2	1:40:51.254	12	2	1:51.423	34.754	36.304	40.365	280.5	1:00:22.396
28	2	3:46.294	2:29.090	37.063	40.141		1:44:37.548	13	2	1:59.739B	34.457	36.966	48.316	286.5	1:02:22.135
29	2	1:47.859	33.220	35.170	39.469	281.2	1:46:25.407	14	1	4:43.317B	2:42.430	41.757	1:19.130		1:07:05.452
30	2	1:47.142	32.941	35.198	39.003	283.5	1:48:12.549	15	1	12:42.409	...	41.122	44.426		1:19:47.861
31	2	1:46.798	32.913	34.758	39.937	285.0	1:49:59.257	16	1	1:57.601	35.742	38.076	43.783	276.9	1:21:45.462
32	2	1:47.513	33.604	35.077	38.832	285.7	1:51:46.770	17	1	1:54.554	34.771	37.565	42.218	285.7	1:23:40.016
33	2	1:56.240B	32.916	35.644	47.680	283.5	1:53:43.010	18	1	1:51.617	34.022	36.817	40.778	285.0	1:25:31.633
22 United Autosports 1. Filip UGRAN 3. Benjamin HANLEY 2. Marino SATO Orega 07 - Gibson LMP2							1	2	17:46.614B	...	45.568	55.904		17:46.614	
							2	2	10:22.039	9:00.260	39.143	42.636		28:08.653	
							3	2	1:56.252	36.741	38.072	41.439	278.4	30:04.905	
							4	2	1:54.369	35.124	38.022	41.223	280.5	31:59.274	
							5	2	1:54.640	35.209	38.493	40.938	283.5	33:53.914	
							6	2	1:55.135	35.449	37.475	42.211	285.0	35:49.049	
							7	2	1:52.049	34.768	36.616	40.665	285.7	37:41.098	
							8	2	1:51.232	34.027	36.643	40.562	286.5	39:32.330	
							9	2	2:02.825B	34.922	37.195	50.708	286.5	41:35.155	
							10	1	17:09.164	...	40.054	43.701		58:44.319	
							11	1	2:01.755	37.024	41.685	43.046	254.1	1:00:46.074	
							12	1	1:54.789	35.242	37.723	41.824	277.6	1:02:40.863	
							13	1	1:56.355	35.382	38.869	42.104	270.0	1:04:37.218	
							14	1	2:50.391B	35.531	56.577	1:18.283	282.7	1:07:27.609	
							15	1	12:19.514	...	39.264	43.303		1:19:47.123	
							16	1	1:53.151	34.871	36.951	41.329	278.4	1:21:40.274	
							17	1	1:51.500	34.272	36.368	40.860	284.2	1:23:31.774	
							18	1	1:51.274	33.849	35.696	41.729	288.0	1:25:23.048	
							19	1	1:51.632	34.107	37.083	40.442	286.5	1:27:14.680	
							20	1	1:50.383	34.108	35.671	40.604	288.0	1:29:05.063	
							21	1	1:50.140	33.838	35.935	40.367	289.5	1:30:55.203	
							22	1	1:57.850B	33.848	36.041	47.961	288.8	1:32:53.053	
							23	3	4:45.750	3:28.739	36.322	40.689		1:37:38.803	
							24	3	1:49.537	34.086	35.585	39.866	285.0	1:39:28.340	
							24 Nielsen Racing 1. John FALB 3. Nicholas YELLOLY 2. Colin NOBLE Orega 07 - Gibson LMP2 Pro/Am								
							1	3	17:14.945	...	40.747	45.248		17:14.945	
							2	3	2:11.216B	37.582	39.087	54.547	208.5	19:26.161	
							3	3	11:15.432	9:53.294	39.223	42.915		30:41.593	
							4	3	1:54.741	35.452	37.551	41.738	266.0	32:36.334	
							5	3	1:53.029	34.877	37.023	41.129	267.3	34:29.363	
							6	3	1:52.642	34.560	36.513	41.569	276.9	36:22.005	
							7	3	1:52.686	34.343	37.092	41.251	282.0	38:14.691	
							8	3	1:51.175	33.991	36.339	40.845	283.5	40:05.866	



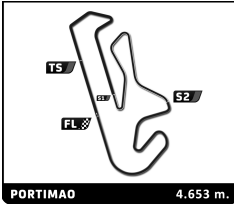


ELMS Collective Test Day 4 Hours of Portimao Morning Test

Sector Analysis

Lap under Red Flag											Invalidated Lap	Personal Best	Session Best	B Crossing the pit lane	
Lap	D	Time	Sector 1	Sector 2	Sector 3	T. Spd	Elapsed	Lap	D	Time	Sector 1	Sector 2	Sector 3	T. Spd	Elapsed
35 Ultimate Ligier JS P320 - Nissan LMP3 1. François HERIAU 3. Matthieu LAHAYE 2. Jean-Baptiste LAHAYE															
10	3	1:52.046	34.345	36.688	41.013	282.0	1:02:57.677	13	1	1:52.088	34.995	36.616	40.477	287.2	1:28:52.425
11	3	1:51.643	34.319	36.968	40.356	281.2	1:04:49.320	14	1	1:58.532 B	34.151	35.998	48.383	288.0	1:30:50.957
12	3	2:57.619 B	34.684	1:04.149	1:18.786	281.2	1:07:46.939	15	1	4:34.756	3:19.566	35.625	39.565		1:35:25.713
13	3	12:32.367	...	36.830	40.933		1:20:19.306	16	1	1:49.021	33.359	34.985	40.677	285.7	1:37:14.734
14	3	1:51.382	34.748	36.078	40.556	282.0	1:22:10.688	17	1	1:47.976	33.341	35.114	39.521	286.5	1:39:02.710
15	3	1:53.494	34.144	38.046	41.304	285.7	1:24:04.182	18	1	1:47.648	33.262	34.904	39.482	288.0	1:40:50.358
16	3	1:50.777	33.873	35.955	40.949	284.2	1:25:54.959	19	1	1:58.524 B	33.530	36.487	48.507	288.0	1:42:48.882
17	3	1:52.649	33.651	38.309	40.689	285.0	1:27:47.608	20	2	3:55.673	2:36.731	38.262	40.680		1:46:44.555
18	3	1:50.699	34.461	35.840	40.398	285.7	1:29:38.307	21	2	1:45.121	33.217	34.241	37.663	279.8	1:48:29.676
19	3	1:49.351	33.421	35.722	40.208	285.0	1:31:27.658	22	2	1:39.783	31.303	32.669	35.811	285.0	1:50:09.459
20	3	1:49.786	33.458	35.869	40.459	284.2	1:33:17.444	23	2	1:40.662	31.088	33.763	35.811	288.8	1:51:50.121
21	3	1:59.800 B	34.240	36.633	48.927	286.5	1:35:17.244	24	2	1:39.046	30.500	33.092	35.454	288.0	1:53:29.167
22	3	3:53.639	2:37.999	35.957	39.683		1:39:10.883	25	2	1:38.000	30.157	32.121	35.722	290.3	1:55:07.167
23	3	1:47.155	32.939	35.123	39.093	285.0	1:40:58.038	43 Inter Europol Competition Oreca 07 - Gibson LMP2 1. Sebastian ALVAREZ 3. Tom DILLMANN 2. Vladislav LOMKO							
24	3	1:57.117 B	33.737	36.549	46.831	286.5	1:42:55.155	1	3	19:52.705 B	...	40.509	1:09.321		19:52.705
25	2	3:17.748	2:02.746	35.335	39.667		1:46:12.903	2	3	8:11.961	6:48.222	39.242	44.497		28:04.666
26	2	1:46.577	33.046	34.523	39.008	285.7	1:47:59.480	3	3	1:56.215	35.520	38.223	42.472	277.6	30:00.881
27	2	1:46.247	32.482	34.706	39.059	288.0	1:49:45.727	4	3	1:55.212	36.929	37.142	41.141	268.7	31:56.093
28	2	1:46.200	32.767	34.652	38.781	287.2	1:51:31.927	5	3	1:57.080	35.676	37.586	43.818	280.5	33:53.173
29	2	1:45.962	32.549	34.190	39.223	288.0	1:53:17.889	6	3	1:51.855	35.049	36.382	40.424	281.2	35:45.028
30	2	1:45.711	32.036	34.347	39.328	288.0	1:55:03.600	7	3	1:51.269	34.366	36.352	40.551	282.0	37:36.297
37 COOL Racing Oreca 07 - Gibson LMP2 1. Lorenzo FLUXA 3. Ritomo MIYATA 2. Malthe JAKOBSEN															
1	2	17:23.559	...	41.337	44.658		17:23.559	8	3	1:51.692	34.552	36.427	40.713	283.5	1:23:11.944
2	2	2:21.465 B	36.469	38.147	1:06.849	271.4	19:45.024	9	3	1:50.917	34.108	35.877	40.932	287.2	1:25:02.861
3	1	38:40.346	...	41.683	43.541		58:25.370	10	1	1:52.117	34.547	36.943	40.627	286.5	1:26:54.978
4	1	1:55.705	35.853	37.983	41.869	270.0	1:00:21.075	11	1	1:51.341	34.406	36.451	40.484	288.0	1:28:46.319
5	1	1:53.236	35.105	37.327	40.804	280.5	1:02:14.311	12	3	2:03.474 B	35.016	38.417	50.041	285.0	1:03:53.887
6	1	1:52.329	34.174	37.404	40.751	282.0	1:04:06.640	13	3	15:31.533	...	39.102	42.849		1:19:25.420
7	1	2:30.420 B	34.301	38.115	1:18.004	282.7	1:06:37.060	14	1	1:54.832	34.646	38.377	41.809	279.8	1:21:20.252
8	1	12:59.801	...	39.241	42.791		1:19:36.861	15	1	1:51.692	34.552	36.427	40.713	283.5	1:23:11.944
9	1	1:50.897	34.392	36.194	40.311	276.2	1:21:27.758	16	1	1:51.692	34.552	36.427	40.713	283.5	1:23:11.944
10	1	1:51.308	34.094	36.295	40.922	285.0	1:23:19.066	17	1	1:50.917	34.108	35.877	40.932	287.2	1:25:02.861
11	1	1:49.899	33.721	35.882	40.296	282.0	1:25:08.965	18	1	1:52.117	34.547	36.943	40.627	286.5	1:26:54.978
12	1	1:51.372	34.112	36.808	40.452	287.2	1:27:00.337	19	1	1:51.341	34.406	36.451	40.484	288.0	1:28:46.319
47 COOL Racing Oreca 07 - Gibson LMP2 1. Carl BENNETT 3. Frederik VESTI 2. Ferdinand HABSBURG															
1	1	17:42.477	...	46.704	55.190		17:42.477	20	1	2:01.672 B	34.050	36.446	51.176	288.8	1:30:47.991
2	1	2:42.177 B	40.822	42.306	1:19.049	248.3	20:24.654	21	1	4:08.027	2:51.687	35.893	40.447		1:34:56.018
3	1	7:54.666	6:28.889	40.280	45.497		28:19.320	22	1	1:51.704	33.863	36.091	41.750	286.5	1:36:47.722





ELMS Collective Test Day
4 Hours of Portimao
Morning Test

Sector Analysis

Lap under Red Flag Invalidated Lap Personal Best Session Best Crossing the pit lane

Lap	D	Time	Sector 1	Sector 2	Sector 3	T. Spd	Elapsed	Lap	D	Time	Sector 1	Sector 2	Sector 3	T. Spd	Elapsed
4	1	1:59.667	36.750	39.381	43.536	270.7	30:18.987	8	3	2:07.096 B	36.840	38.426	51.830	247.1	35:22.080
5	1	1:56.367	36.020	38.037	42.310	277.6	32:15.354	9	1	6:17.478	4:47.718	42.207	47.553		41:39.558
6	1	1:56.110	35.455	38.585	42.070	282.0	34:11.464	10	1	2:06.898	38.340	42.031	46.527	246.0	43:46.456
7	1	1:58.026	35.769	39.551	42.706	282.0	36:09.490	11	1	3:07.061 B	41.905	1:05.830	1:19.326	246.0	46:53.517
8	1	1:53.157	34.729	36.936	41.492	283.5	38:02.647	12	1	12:32.017	...	41.564	46.717		59:25.534
9	1	1:55.772	36.032	37.041	42.699	282.0	39:58.419	13	1	2:05.134	38.108	40.670	46.356	244.9	1:01:30.668
10	1	1:56.759	36.272	36.673	43.814	281.2	41:55.178	14	1	2:05.698	38.324	41.024	46.350	246.6	1:03:36.366
11	1	1:53.783	34.893	37.816	41.074	280.5	43:48.961	15	1	2:27.570 B	38.220	41.527	1:07.823	245.5	1:06:03.936
12	1	3:00.432 B	38.550	1:04.723	1:17.159	285.0	46:49.393	16	1	14:32.874	...	40.449	45.153		1:20:36.810
13	1	51:39.906	...	38.504	41.960		1:38:29.299	17	1	2:04.324	37.657	40.504	46.163	247.7	1:22:41.134
14	1	1:51.937	35.019	36.513	40.405	280.5	1:40:21.236	18	1	2:02.932	37.537	40.109	45.286	248.3	1:24:44.066
15	1	1:49.627	33.685	35.712	40.230	282.7	1:42:10.863	19	1	2:03.603	37.551	40.976	45.076	249.4	1:26:47.669
16	1	1:49.449	33.415	36.009	40.025	285.7	1:44:00.312	20	1	2:03.568	38.505	40.129	44.934	250.6	1:28:51.237
17	1	1:48.700	33.191	35.789	39.720	285.0	1:45:49.012	21	1	2:25.039	37.440	1:01.407	46.192	250.0	1:31:16.276
18	1	1:49.603	33.528	35.931	40.144	285.0	1:47:38.615	22	1	2:03.048	37.544	40.007	45.497	247.7	1:33:19.324
19	1	1:48.404	33.421	35.684	39.299	285.0	1:49:27.019	23	1	2:03.141	37.813	40.116	45.212	248.8	1:35:22.465
20	1	1:48.229	33.375	35.774	39.080	285.7	1:51:15.248	24	1	2:02.078	37.146	40.060	44.872	249.4	1:37:24.543
21	1	1:48.746	33.087	35.547	40.112	285.7	1:53:03.994	25	1	2:03.315	37.995	39.908	45.412	213.9	1:39:27.858
22	1	1:55.454 B	33.088	35.839	46.527	283.5	1:54:59.448	26	1	2:03.196	37.501	40.236	45.459	246.0	1:41:31.054
								27	1	2:11.550 B	37.297	40.600	53.653	247.7	1:43:42.604

50	Formula Racing		Ferrari 296 LMGT3			
	1.Johnny LAURSEN 2.Conrad LAURSEN		LMGT3			

1	2	28:40.433 B	...	43.070	57.407		28:40.433
2	2	3:50.582	2:21.412	42.417	46.753		32:31.015
3	2	2:06.092	39.057	41.235	45.800	230.3	34:37.107
4	2	2:05.936	39.824	40.212	45.900	239.5	36:43.043
5	2	2:02.103	37.769	39.600	44.734	250.0	38:45.146
6	2	2:18.999	40.811	43.764	54.424	228.8	41:04.145
7	2	2:01.474	37.221	39.322	44.931	248.3	43:05.619
8	2	2:36.347 B	37.237	39.558	1:19.552	248.3	45:41.966
9	2	13:19.577	...	39.701	45.421		59:01.543
10	2	2:51.655 B	59.164	56.045	56.446	247.1	1:01:53.198
11	1	18:10.549	...	40.891	47.453		1:20:03.747
12	1	2:01.746	37.672	39.272	44.802	246.0	1:22:05.493
13	1	2:01.988	37.572	39.327	45.089	249.4	1:24:07.481
14	1	2:01.778	37.735	39.356	44.687	249.4	1:26:09.259
15	1	2:01.487	37.317	39.453	44.717	249.4	1:28:10.746
16	1	2:00.968	37.057	38.791	45.120	248.8	1:30:11.714
17	1	2:01.422	37.115	39.497	44.810	249.4	1:32:13.136
18	1	2:03.224	37.306	39.439	46.479	248.8	1:34:16.360
19	1	2:01.334	37.223	39.446	44.665	251.7	1:36:17.694
20	1	2:01.081	37.218	38.829	45.034	250.6	1:38:18.775
21	1	2:15.311 B	37.681	40.251	57.379	250.0	1:40:34.086

51	AF Corse		Ferrari 296 LMGT3			
	1.Charles-Henri SAMANI 2.Emmanuel COLLARD		LMGT3			

1	3	7:43.891 B	6:13.839	38.766	51.286		7:43.891
2	3	8:03.176	6:41.075	38.713	43.388		15:47.067
3	3	1:59.903	36.775	38.460	44.668	247.1	17:46.970
4	3	2:36.065 B	36.832	38.544	1:20.689	247.7	20:23.035
5	3	8:50.544	7:27.104	39.878	43.562		29:13.579
6	3	1:58.796	36.516	38.546	43.734	248.3	31:12.375
7	3	2:02.609	36.579	38.733	47.297	249.4	33:14.984

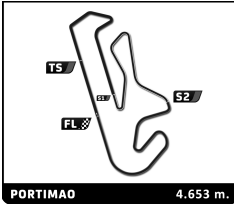
55	Spirit of Race		Ferrari 296 LMGT3			
	1.Duncan CAMERON 2.David PEREL		LMGT3			

1	2	2:51.755 B	1:09.652	44.942	57.161		2:51.755
2	2	4:37.840 B	2:48.685	49.944	59.211		7:29.595
3	2	6:02.984	4:34.645	40.868	47.471		13:32.579
4	2	2:03.754	38.283	39.761	45.710	210.5	15:36.333
5	2	2:13.045 B	38.870	39.649	54.526	227.4	17:49.378
6	2	3:59.346 B	1:36.745	1:05.066	1:17.535		21:48.724
7	2	2:02:09.387 B	...	39.803	50.705		1:23:58.111
8	2	3:32.608	2:09.840	39.061	43.707		1:27:30.719
9	2	1:58.408	36.521	38.108	43.779	250.0	1:29:29.127
10	2	1:58.784	36.884	38.111	43.789	251.2	1:31:27.911
11	2	1:58.818	36.555	37.755	44.508	252.3	1:33:26.729
12	2	1:58.707	36.587	37.818	44.302	251.7	1:35:25.436
13	2	1:59.386	36.939	38.319	44.128	251.7	1:37:24.822
14	2	2:05.734 B	36.814	38.123	50.797	253.5	1:39:30.556

57	Kessel Racing		Ferrari 296 LMGT3			
	1.Takeshi KIMURA 2.Esteban MASSON		LMGT3			

1	3	2:48.450 B	1:08.366	45.128	54.956		2:48.450
2	3	7:25.449 B	5:48.470	42.968	54.011		10:13.899
3	3	25:59.763	...	41.225	45.542		36:13.662
4	3	2:04.293	38.215	39.703	46.375	244.9	38:17.955
5	3	2:00.160	36.970	39.183	44.007	249.4	40:18.115
6	3	2:01.281	37.269	39.501	44.511	251.2	42:19.396
7	3	2:01.377	37.159	38.979	45.239	250.6	44:20.773
8	3	3:32.591 B	1:08.694	1:04.746	1:19.151	78.8	47:53.364
9	2	11:19.226	9:56.244	39.235	43.747		59:12.590
10	2	2:00.189	37.288	38.761	44.140	250.0	1:01:12.779
11	2	2:01.339	37.492	39.148	44.699	250.6	1:03:14.118
12	2	2:09.965 B	37.124	41.522	51.319	249.4	1:05:24.083
13	2	14:19.287	...	39.046	44.916		1:19:43.370



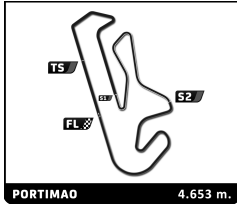


ELMS Collective Test Day 4 Hours of Portimao Morning Test

Sector Analysis

Lap	D	Time	Sector 1	Sector 2	Sector 3	T. Spd	Elapsed	Lap	D	Time	Sector 1	Sector 2	Sector 3	T. Spd	Elapsed
14	2	1:58.884	36.682	38.311	43.891	248.3	1:21:42.254	13	2	2:00.118	37.040	38.876	44.202	248.3	1:23:59.905
15	2	1:59.286	36.699	38.419	44.168	251.2	1:23:41.540	14	2	2:00.058	37.136	38.850	44.072	250.0	1:25:59.963
16	2	1:58.901	36.847	38.063	43.991	251.2	1:25:40.441	15	2	2:01.497	37.073	39.951	44.473	251.2	1:28:01.460
17	2	2:06.480B	37.333	39.041	50.106	251.7	1:27:46.921	16	2	2:01.278	37.395	38.876	45.007	250.0	1:30:02.738
18	1	5:27.004	4:01.747	39.542	45.715		1:33:13.925	17	2	2:10.161B	37.312	39.465	53.384	249.4	1:32:12.899
19	1	2:02.562	38.538	38.650	45.374	244.3	1:35:16.487								
20	1	2:01.074	37.472	38.105	45.497	246.6	1:37:17.561								
21	1	2:00.142	37.185	38.225	44.732	248.8	1:39:17.703								
22	1	2:05.870B	36.515	38.381	50.974	247.7	1:41:23.573								
59		Racing Spirit of Leman					Aston Martin Vantage AMR LMGT3	63		Iron Lynx					Lamborghini Huracan LMGT3 Evo2
		1.Derek DEBOER		3.Valentin HASSE CLOT			LMGT3			1.Hiroshi HAMAGUCHI		3.Andrea CALDARELLI			LMGT3
		2.Casper STEVENSON								2.Axcil JEFFERIES					
1	3	5:55.138	4:11.830	49.504	53.804		5:55.138	1	3	4:47.791B	3:10.776	42.946	54.069		4:47.791
2	3	2:22.008	45.995	46.416	49.597	175.9	8:17.146	2	3	3:50.333	2:23.767	42.395	44.171		8:38.124
3	3	2:15.372	42.924	44.047	48.401	174.2	10:32.518	3	3	1:58.240	36.711	38.025	43.504	246.0	10:36.364
4	3	2:10.517	41.736	42.698	46.083	198.5	12:43.035	4	3	2:00.225	36.775	38.399	45.051	247.1	12:36.589
5	3	2:34.754B	41.801	48.440	1:04.513	242.7	15:17.789	5	3	1:58.412	36.709	38.145	43.558	245.5	14:35.001
6	3	12:40.256	...	41.170	45.439		27:58.045	6	3	1:58.046	36.619	37.921	43.506	246.6	16:33.047
7	3	2:01.817	37.486	39.849	44.482	247.1	29:59.862	7	3	1:58.316	36.756	37.832	43.728	246.0	18:31.363
8	3	2:07.575	39.493	43.160	44.922	248.3	32:07.437	8	3	3:06.727B	44.512	1:04.346	1:17.869	247.7	21:38.090
9	3	2:00.365	36.927	38.974	44.464	250.0	34:07.802	9	3	7:21.399	5:58.494	38.059	44.846		28:59.489
10	3	2:13.086B	37.711	40.377	54.998	250.6	36:20.888	10	3	1:59.806	37.786	38.281	43.739	247.7	30:59.295
11	2	6:19.734	4:48.259	40.202	51.273		42:40.622	11	3	1:58.862	36.816	38.594	43.452	250.0	32:58.157
12	2	2:28.097B	37.933	40.130	1:10.034	250.0	45:08.719	12	3	1:58.782	37.015	37.962	43.805	247.7	34:56.939
13	2	13:43.768	...	40.759	44.884		58:52.487	13	3	2:03.250	36.795	41.597	44.858	249.4	37:00.189
14	2	2:01.222	37.385	39.367	44.470	248.8	1:00:53.709	14	3	2:11.898B	38.173	39.399	54.326	248.8	39:12.087
15	2	2:01.160	37.026	39.122	45.012	250.0	1:02:54.869	15	3	2:18.282B	...	1:07.230	1:23.412		1:08:30.369
16	2	2:01.044	37.210	39.339	44.495	249.4	1:04:55.913	16	3	11:54.667	...	38.450	47.154		1:20:25.036
17	2	3:09.599B	48.779	1:03.732	1:17.088	250.6	1:08:05.512	17	3	1:58.187	36.405	37.981	43.801	251.2	1:22:23.223
18	1	12:09.566	...	41.749	47.337		1:20:15.078	18	3	1:58.174	36.486	37.783	43.905	250.6	1:24:21.397
19	1	2:10.298	39.538	43.040	47.720	248.3	1:22:25.376	19	3	2:03.729	36.924	40.602	46.203	251.2	1:26:25.126
20	1	2:03.288	38.053	39.827	45.408	248.8	1:24:28.664	20	3	1:58.586	36.540	38.036	44.010	250.0	1:28:23.712
21	1	2:04.175	37.943	41.181	45.051	249.4	1:26:32.839	21	3	2:08.453	36.795	45.189	46.469	250.0	1:30:32.165
22	1	2:02.724	37.572	39.616	45.536	249.4	1:28:35.563	22	3	1:58.337	36.537	37.832	43.968	249.4	1:32:30.502
23	1	2:07.719	42.371	40.158	45.190	227.8	1:30:43.282	23	3	2:14.396B	38.991	43.520	51.885	250.6	1:34:44.898
24	1	2:03.155	37.658	39.678	45.819	250.0	1:32:46.437								
25	1	2:02.655	37.743	39.461	45.451	249.4	1:34:49.092								
26	1	2:13.400B	38.875	40.627	53.898	247.1	1:37:02.492								
60		Proton Competition					Porsche 911 GT3 R LMGT3	65		Panis Racing					Oreca 07 - Gibson LMP2
		1.Claudio SCHIAVONI		3.Julien ANDLAUER			LMGT3			1.Manuel MALDONADO		3.Arthur LECLERC			LMP2
		2.Matteo CRESSONI								2.Charles MILESI					
1	2	28:38.590B	...	45.392	59.296		28:38.590	1	3	17:44.871	...	46.242	45.112		17:44.871
2	2	3:42.328	2:14.750	41.501	46.077		32:20.918	2	3	2:34.020B	36.446	39.407	1:18.167	270.7	20:18.891
3	2	2:01.664	37.847	39.443	44.374	245.5	34:22.582	3	3	7:32.891	6:11.918	38.033	42.940		27:51.782
4	2	2:01.671	37.107	39.326	45.238	248.8	36:24.253	4	3	1:53.561	35.410	36.938	41.213	274.8	29:45.343
5	2	2:00.916	37.303	39.116	44.497	247.1	38:25.169	5	3	1:52.590	34.637	37.149	40.804	278.4	31:37.933
6	2	2:03.758	38.889	39.527	45.342	248.3	40:28.927	6	3	1:50.771	34.199	36.195	40.377	279.8	33:28.704
7	2	2:14.065B	37.765	39.850	56.450	247.1	42:42.992	7	3	1:49.923	33.890	35.722	40.311	280.5	35:18.627
8	2	19:21.845	...	38.821	44.484		1:02:04.837	8	3	1:50.135	33.945	35.433	40.757	282.0	37:08.762
9	2	2:01.614	37.581	39.489	44.544	246.0	1:04:06.451	9	3	2:05.718B	35.071	38.353	52.294	282.0	39:14.480
10	2	2:34.348B	37.362	38.971	1:18.015	246.0	1:06:40.799	10	1	4:49.166	3:24.629	39.508	45.029		44:03.646
11	2	13:19.339	...	38.852	44.203		1:20:00.138	11	1	3:12.654B	48.945	1:04.964	1:18.745	276.2	47:16.300
12	2	1:59.649	37.023	38.610	44.016	247.7	1:21:59.787	12	1	11:14.328	9:52.810	39.438	42.080		58:30.628





PORTIMÃO 4.653 m.

ELMS Collective Test Day

4 Hours of Portimao

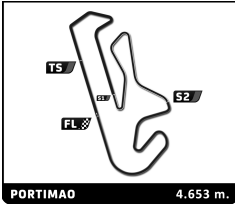
Morning Test

Sector Analysis

Lap under Red Flag Invalidated Lap Personal Best Session Best Crossing the pit lane

Lap	D	Time	Sector 1	Sector 2	Sector 3	T. Spd	Elapsed	Lap	D	Time	Sector 1	Sector 2	Sector 3	T. Spd	Elapsed
20	2	1:49.068	33.405	35.539	40.124	283.5	1:26:18.039	9	3	35:13.181	...	39.299	46.782	...	1:35:18.651
21	2	1:50.622 33.220	36.993	40.409	282.7	1:28:08.661	10	3	1:59.479 B	34.810	35.941	48.728	247.7	1:37:18.130	
22	2	1:49.126 33.169	36.311	39.646	283.5	1:29:57.787	83 AF Corse 1.François PERRODO 3.Alessio ROVERA 2.Matthieu VAXIVIERE Oreca 07 - Gibson LMP2 Pro/Am								
23	2	1:49.700	34.213	35.594	39.893	285.0	1:31:47.487	1	2	28:49.566 B	...	41.822	52.608	...	28:49.566
24	2	1:56.798 B	33.717	35.500	47.581	285.7	1:33:44.285	2	2	5:12.112	3:43.111	42.537	46.464	...	34:01.678
25	2	4:33.005	3:17.556	34.790	40.659	...	1:38:17.290	3	2	2:05.087	34.738	46.790	43.559	279.8	36:06.765
26	2	1:48.173	33.157	35.653	39.363	282.7	1:40:05.463	4	2	1:51.386	34.509	36.007	40.870	279.8	37:58.151
27	2	1:52.943 B	32.464	34.445	46.034	282.0	1:41:58.406	5	2	1:50.374	34.048	35.912	40.414	285.0	39:48.525
28	2	3:12.580	1:52.924	39.038	40.618	...	1:45:10.986	6	2	1:49.129	33.821	35.113	40.195	285.0	41:37.654
29	2	1:45.155	33.728	33.900	37.527	267.3	1:46:56.141	7	2	2:04.275 B	35.240	37.109	51.926	285.7	43:41.929
30	2	1:43.175	31.719	32.956	38.500	285.7	1:48:39.316	8	2	14:59.949	...	40.986	44.826	...	58:41.878
31	2	1:39.703	31.014	32.862	35.827	284.2	1:50:19.019	9	2	2:00.659 B	33.827	37.384	49.448	282.0	1:00:42.537
32	2	1:38.344	30.919	31.927	35.498	287.2	1:51:57.363	10	1	12:40.227 B	2:48.492	1:13:22.764
33	2	1:49.315	30.368	37.566	41.381	290.3	1:53:46.678	11	1	8:44.764	7:21.700	39.009	44.055	...	1:22:07.528
34	2	1:37.370	29.929	31.846	35.595	288.8	1:55:24.048	12	1	1:59.928	36.886	39.390	43.652	242.2	1:24:07.456
66 JMW Motorsport Ferrari 296 LMGT3 1.Scott NOBLE 3.Ben TUCK LMGT3 2.Jason HART								85 Iron Dames Porsche 911 GT3 R LMGT3 1.Sarah BOVY 3.Michelle GATTING LMGT3 2.Rahel FREY							
1	3	4:23.885 B	2:49.424	41.180	53.281	...	4:23.885	1	2	10:15.917 B	8:33.702	44.583	57.632	...	10:15.917
2	3	5:37.198	4:10.982	40.787	45.429	...	10:01.083	2	2	4:04.585	2:36.237	42.635	45.713	...	14:20.502
3	3	2:00.617	37.290	38.893	44.434	248.8	12:01.700	3	2	2:00.737	37.558	38.913	44.266	247.7	16:21.239
4	3	2:00.180	37.262	38.646	44.272	248.8	14:01.880	4	2	1:59.400	36.786	38.758	43.856	251.2	18:20.639
5	3	2:00.074	37.004	38.693	44.377	249.4	16:01.954	5	2	2:00.757 36.973	38.574	45.210	251.2	1:29:57.412	
6	3	2:06.681 B	36.920	38.680	51.081	250.0	18:08.635	6	2	1:59.849 36.922	38.546	44.381	250.6	1:31:57.261	
7	1	10:36.730	9:03.324	43.089	50.317	...	28:45.365	7	2	1:59.319	36.707	38.550	44.062	250.6	1:33:56.580
8	1	2:11.302	42.735	41.605	46.962	225.5	30:56.667	8	2	2:00.757 36.973	38.574	45.210	251.2	1:29:57.412	
9	1	2:05.513	38.357	40.829	46.327	248.3	33:02.180	9	2	1:59.914	36.902	38.260	44.752	250.0	1:35:56.494
10	1	2:04.647	38.134	40.456	46.057	250.6	35:06.827	10	2	2:00.388	37.276	37.916	45.196	250.6	1:37:56.882
11	1	2:06.509	38.339	40.631	47.539	247.7	37:13.336	11	2	2:05.192 B 36.463	37.889	50.840	252.3	1:40:02.074	
12	1	2:03.747	38.005	40.085	45.657	249.4	39:17.083	12	2	2:01.258	36.946	38.850	44.462	251.2	1:25:56.540
13	1	2:08.028	38.884	41.650	47.494	250.6	41:25.111	13	2	2:00.115	37.003	38.478	44.634	250.6	1:27:56.655
14	1	2:16.307 B	38.653	40.473	57.181	249.4	43:41.418	14	2	2:00.757	36.973	38.574	45.210	251.2	1:29:57.412
15	2	38:13.683	...	42.131	45.561	...	1:21:55.101	15	2	1:59.849 36.922	38.546	44.381	250.6	1:31:57.261	
16	2	2:01.181	37.544	39.080	44.557	248.8	1:23:56.282	16	1	1:59.914	36.902	38.260	44.752	250.0	1:35:56.494
17	2	2:00.258	36.946	38.850	44.462	251.2	1:25:56.540	17	2	2:00.388	37.276	37.916	45.196	250.6	1:37:56.882
18	2	2:00.115	37.003	38.478	44.634	250.6	1:27:56.655	18	2	2:05.192 B 36.463	37.889	50.840	252.3	1:40:02.074	
19	2	2:00.757 36.973	38.574	45.210	251.2	1:29:57.412	19	2	2:00.757	36.973	38.574	45.210	251.2	1:29:57.412	
20	2	1:59.849 36.922	38.546	44.381	250.6	1:31:57.261	20	2	2:00.757	36.973	38.574	45.210	251.2	1:29:57.412	
21	2	1:59.319	36.707	38.550	44.062	250.6	1:33:56.580	21	2	2:00.757 36.973	38.574	45.210	251.2	1:29:57.412	
22	2	1:59.914	36.902	38.260	44.752	250.0	1:35:56.494	22	3	1:53.423 B	32.439	34.089	46.895	288.0	1:44:57.848
23	2	2:00.388	37.276	37.916	45.196	250.6	1:37:56.882	23	3	3:17.440	1:58.954	38.797	39.689	...	1:48:15.288
24	2	2:05.192 B 36.463	37.889	50.840	252.3	1:40:02.074	24	3	1:44.625	32.931	34.232	37.462	279.8	1:49:59.913	
77 Proton Competition Oreca 07 - Gibson 1.Giorgio RODA 3.Bent VISCAAL LMP2 Pro/Am 2.René BINDER															
1	2	17:33.946 B	...	42.172	52.688	...	17:33.946	25	3	1:41.731	32.598	32.644	36.489	287.2	1:51:41.644
2	2	11:41.257	...	39.401	42.329	...	29:15.203	26	3	1:41.073	30.769	33.518	36.786	288.8	1:53:22.717
3	2	1:52.557	35.313	36.471	40.773	274.8	31:07.760	27	3	1:39.551	31.326	31.747	36.478	291.9	1:55:02.268
4	2	1:51.217	34.386	36.074	40.757	279.8	32:58.977	1	2	10:15.917 B	8:33.702	44.583	57.632	...	10:15.917
5	2	1:52.377	34.560	36.706	41.111	281.2	34:51.354	2	2	4:04.585	2:36.237	42.635	45.713	...	14:20.502
6	2	2:01.004 B	34.198	36.617	50.189	279.8	36:52.358	3	2	2:00.737	37.558	38.913	44.266	247.7	16:21.239
7	2	5:01.392	3:42.859	36.937	41.596	...	41:53.750	4	2	1:59.400	36.786	38.758	43.856	251.2	18:20.639
8	2	18:11.720 B	34.585	36.842	...	280.5	1:00:05.470	5	2	2:59.977 B	36.954	1:03.546	1:19.477	249.4	21:20.616





ELMS Collective Test Day 4 Hours of Portimao Morning Test

Sector Analysis

Lap under Red Flag Invalidated Lap Personal Best Session Best B Crossing the pit lane

Lap	D	Time	Sector 1	Sector 2	Sector 3	T. Spd	Elapsed	Lap	D	Time	Sector 1	Sector 2	Sector 3	T. Spd	Elapsed
19	1	2:01.508	37.484	38.902	45.122	248.3	1:22:03.700	8	2	1:54.515	35.786	36.691	42.038	253.5	18:49.226
20	1	2:09.128 B	37.712	39.097	52.319	248.3	1:24:12.828	9	2	3:14.956 B	52.877	1:04.295	1:17.784	255.3	22:04.182
21	3	3:41.766	2:13.531	42.997	45.238		1:27:54.594	10	1	7:20.367	5:43.660	46.033	50.674		29:24.549
22	3	2:00.056	36.994	38.770	44.292	248.8	1:29:54.650	11	1	2:07.491	39.770	41.340	46.381	250.0	31:32.040
23	3	2:01.121	37.805	38.936	44.380	251.2	1:31:55.771	12	1	2:07.007	39.238	42.076	45.693	250.0	33:39.047
24	3	1:58.898	36.572	38.335	43.991	250.6	1:33:54.669	13	1	2:06.088	39.372	40.622	46.094	251.7	35:45.135
25	3	1:59.323	36.635	38.324	44.364	251.7	1:35:53.992	14	1	2:04.696	39.356	40.612	44.728	254.1	37:49.831
26	3	2:08.345	41.675	40.981	45.689	251.2	1:38:02.337	15	1	2:01.961	38.055	39.676	44.230	256.5	39:51.792
27	3	2:05.266 B	36.520	38.136	50.610	251.2	1:40:07.603	16	1	2:03.456	37.174			256.5	41:55.248
								17	1	2:10.690 B	37.845	39.543	53.302	247.1	44:05.938
								18	1	14:28.265	...	42.775	45.533		58:34.203
								19	1	1:59.871	37.224	39.248	43.399	255.9	1:00:34.074
								20	1	2:01.686	37.031	39.642	45.013	256.5	1:02:35.760
								21	1	2:00.049	37.122	39.459	43.468	256.5	1:04:35.809
								22	1	2:54.941 B	37.336	1:00.277	1:17.328	256.5	1:07:30.750
								23	3	12:16.535	...	40.551	44.797		1:19:47.285
								24	3	2:00.851	38.988	38.517	43.346	252.3	1:21:48.136
								25	3	1:58.603	36.880	38.530	43.193	255.9	1:23:46.739
								26	3	2:00.069	36.903	39.773	43.393	257.1	1:25:46.808
								27	3	1:59.825	37.262	38.107	44.456	258.4	1:27:46.633
								28	3	1:57.352	36.493	37.937	42.922	255.9	1:29:43.985
								29	3	1:57.775	36.406	38.259	43.110	257.1	1:31:41.760
								30	3	1:57.933	36.423	37.986	43.524	257.1	1:33:39.693
								31	3	2:01.889	38.345	39.702	43.842	255.9	1:35:41.582
								32	3	1:56.699	36.109	37.813	42.777	257.8	1:37:38.281
								33	3	2:05.555 B	36.201	37.911	51.443	257.8	1:39:43.836

86 GR Racing Ferrari 296 LMGT3
 1. Michael WAINWRIGHT LMGT3
 2. Riccardo PERA 3. Davide RIGON

1	2	2:24.751	56.655	41.971	46.125		2:24.751
2	2	1:59.105	36.971	38.672	43.462	243.2	4:23.856
3	2	1:57.903	36.541	38.099	43.263	247.7	6:21.759
4	2	1:58.451	36.290	38.535	43.626	248.3	8:20.210
5	2	1:59.230	37.422	38.122	43.686	248.8	10:19.440
6	2	1:58.010	36.297	38.038	43.675	250.0	12:17.450
7	2	1:58.475	36.366	38.268	43.841	249.4	14:15.925
8	2	1:58.656	36.394	38.403	43.859	249.4	16:14.581
9	2	1:58.511	36.555	37.960	43.996	249.4	18:13.092
10	2	2:54.334 B	36.761	1:00.351	1:17.222	249.4	21:07.426
11	3	7:29.196	6:04.484	39.811	44.901		28:36.622
12	3	2:00.901	38.091	38.839	43.971	229.8	30:37.523
13	3	2:00.676	37.068	39.295	44.313	251.7	32:38.199
14	3	1:59.218	36.733	38.573	43.912	252.3	34:37.417
15	3	2:01.506	37.811	38.677	45.018	232.3	36:38.923
16	3	1:59.568	36.962	38.553	44.053	252.3	38:38.491
17	3	2:01.071	37.088	38.610	45.373	252.3	40:39.562
18	3	1:59.675	36.890	38.731	44.054	252.3	42:39.237
19	3	2:21.656 B	36.975	38.570	1:06.111	251.7	45:00.893
20	3	18:53.164	...	39.548	50.547		1:03:54.057
21	3	2:26.823 B	36.746	38.319	1:11.758	246.6	1:06:20.880
22	3	13:01.994	...	38.893	43.640		1:19:22.874
23	3	1:58.495	36.586	37.848	44.061	247.1	1:21:21.369
24	3	1:58.236	36.292	37.852	44.092	249.4	1:23:19.605
25	3	1:58.204	36.439	37.759	44.006	250.0	1:25:17.809
26	3	2:07.562 B	36.567	40.514	50.481	250.6	1:27:25.371
27	2	6:49.414	5:27.721	37.531	44.162		1:34:14.785
28	2	1:57.838	36.354	37.348	44.136	250.6	1:36:12.623
29	2	1:59.046	37.158	37.826	44.062	251.2	1:38:11.669
30	2	1:58.297	36.660	37.620	44.017	250.6	1:40:09.966
31	2	2:04.145 B	36.246	37.837	50.062	250.6	1:42:14.111

88 Inter Europol Competition Ligier JS P320 - Nissan
 1. Alexander BUKHANTSOV LMP3
 2. Kai ASKEY 3. Pedro PERINO

1	2	2:27.147 B	53.161	41.171	52.815		2:27.147
2	2	4:47.744	3:23.970	40.007	43.767		7:14.891
3	2	1:56.542	36.235	37.973	42.334	250.6	9:11.433
4	2	1:56.430	36.047	37.628	42.755	251.2	11:07.863
5	2	1:56.370	36.428	37.533	42.409	250.6	13:04.233
6	2	1:55.195	35.752	36.998	42.445	254.1	14:59.428
7	2	1:55.283	35.948	37.210	42.125	253.5	16:54.711

