

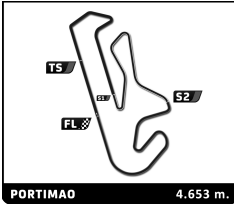
European Le Mans Series 4 Hours of Portimao Free Practice 1

Sector Analysis

Lap under Red Flag Invalidated Lap Personal Best Session Best B Crossing the pit lane

Lap	D	Time	Sector 1	Sector 2	Sector 3	T. Spd	Elapsed	Lap	D	Time	Sector 1	Sector 2	Sector 3	T. Spd	Elapsed
3 DKR Engineering Oreca 07 - Gibson								22 3 1:47.846 B 31.031 33.307 43.508 266.7 48:41.797							
1. Andres LATORRE CANON3.Laurents HÖRR								23 2 8:49.813 7:38.581 33.254 37.978 57:31.610							
2. Cem BOLUKBASI								24 2 1:41.840 31.390 33.303 37.147 266.7 59:13.450							
1	3	2:09.739	54.283	36.642	38.814		2:09.739	25	2	1:47.688 B	31.298	33.286	43.104	266.0	1:01:01.138
2	3	2:07.345 B	31.373	44.178	51.794	270.0	4:17.084	26	2	5:13.278	4:03.017	33.116	37.145		1:06:14.416
3	3	42:46.118	...	35.438	37.065		47:03.202	27	2	1:41.426	31.057	33.230	37.139	263.4	1:07:55.842
4	3	1:36.542	30.934	31.137	34.471	273.4	48:39.744	28	2	1:50.049 B	31.085	33.671	45.293	263.4	1:09:45.891
5	3	1:33.476	28.631	30.342	34.503	285.7	50:13.220	29	1	5:15.121	2:57.062	1:02.715	1:15.344		1:15:01.012
6	3	1:32.789	28.380	30.230	34.179	287.2	51:46.009	30	1	1:49.952	36.913	34.666	38.373	211.8	1:16:50.964
7	3	1:37.746	28.761	31.293	37.692	288.8	53:23.755	31	1	1:43.193	32.107	33.554	37.532	258.4	1:18:34.157
8	3	1:34.866	28.619	31.800	34.447	288.0	54:58.621	32	1	1:43.157	31.684	33.569	37.904	260.9	1:20:17.314
9	3	1:43.068 B	29.249	31.559	42.260	287.2	56:41.689	33	1	1:44.148	31.831	33.593	38.724	262.1	1:22:01.462
10	2	3:22.469	2:13.294	32.095	37.080		1:00:04.158	34	1	1:43.096	31.750	33.390	37.956	261.5	1:23:44.558
11	2	1:35.389	29.391	31.174	34.824	287.2	1:01:39.547	35	1	1:44.929	32.010	33.586	39.333	262.1	1:25:29.487
12	2	1:35.295	29.551	30.900	34.844	287.2	1:03:14.842	36	1	1:44.266	32.271	33.556	38.439	260.9	1:27:13.753
13	2	1:34.635	28.972	30.698	34.965	287.2	1:04:49.477	37	1	1:43.080	31.988	33.057	38.035	263.4	1:28:56.833
14	2	1:35.529	28.872	31.028	35.629	290.3	1:06:25.006	38	1	1:45.087	31.836	33.163	40.088	262.1	1:30:41.920
15	2	1:35.560	29.194	31.358	35.008	288.0	1:08:00.566								
16	2	1:43.948 B	29.807	31.110	43.031	287.2	1:09:44.514								
17	1	5:14.532	2:55.096	1:03.481	1:15.955		1:14:59.046								
18	1	1:49.926	37.841	34.704	37.381	229.8	1:16:48.972								
19	1	1:41.378	31.088	33.157	37.133	288.0	1:18:30.350								
20	1	1:41.632	30.882	32.665	38.085	285.7	1:20:11.982								
21	1	1:42.263	30.883	33.202	38.178	286.5	1:21:54.245								
22	1	1:42.261	31.342	33.034	37.885	285.7	1:23:36.506								
23	1	1:42.186	31.820	33.139	37.227	287.2	1:25:18.692								
24	1	1:40.944	30.939	32.863	37.142	288.0	1:26:59.636								
25	1	1:41.036	30.894	32.794	37.348	288.0	1:28:40.672								
26	1	1:40.451	30.814	32.725	36.912	288.0	1:30:21.123								
4 DKR Engineering Duqueine M30 - D08 - Nissan								5 RLR M Sport Ligier JS P320 - Nissan							
1. Alexander MATTSCHULL 3. Guilherme OLIVEIRA								1. James DAYSON 3. Bailey VOISIN							
2. Wyatt BRICHACEK								2. Daniel ALLI							
1	2	2:24.289	1:05.969	38.668	39.652		2:24.289	1	3	3:13.940	1:49.536	42.866	41.538		3:13.940
2	2	1:45.800	33.079	33.501	39.220	257.1	4:10.089	2	3	1:44.109	32.487	34.093	37.529	256.5	4:58.049
3	2	1:46.913	31.974	33.300	41.639	262.1	5:57.002	3	3	1:44.678	31.844	34.730	38.104	262.1	6:42.727
4	2	1:39.821	31.076	32.141	36.604	263.4	7:36.823	4	3	1:41.130	30.639	32.099	38.392	264.7	8:23.857
5	2	1:38.992	30.573	32.002	36.417	268.0	9:15.815	5	3	1:43.230	30.897	32.033	40.300	264.7	10:07.087
6	2	1:45.156 B	30.577	32.265	42.314	267.3	11:00.971	6	3	1:42.600	30.997	32.389	39.214	265.4	11:49.687
7	2	9:40.879	8:28.554	33.599	38.726		20:41.850	7	3	1:41.733	31.319	32.483	37.931	263.4	13:31.420
8	2	1:41.781	32.112	32.603	37.066	249.4	22:23.631	8	3	1:44.868	31.843	33.626	39.399	260.9	15:16.288
9	2	1:40.226	30.982	32.254	36.990	264.7	24:03.857	9	3	1:40.613	30.952	32.201	37.460	263.4	16:56.901
10	2	1:46.494 B	30.645	33.193	42.656	268.0	25:50.351	10	3	1:57.293 B	30.956	35.246	51.091	263.4	18:54.194
11	3	3:59.546	2:48.575	33.419	37.552		29:49.897	11	1	4:04.039	2:50.295	34.971	38.773		22:58.233
12	3	1:43.159	32.014	33.425	37.720	264.1	31:33.056	12	1	1:43.858	32.508	33.608	37.742	260.9	24:42.091
13	3	1:43.384	32.307	33.507	37.570	265.4	33:16.440	13	1	1:43.187	31.983	33.383	37.821	264.7	26:25.278
14	3	1:41.562	31.237	32.628	37.697	268.0	34:58.002	14	1	1:44.523	32.465	34.049	38.009	263.4	28:09.801
15	3	1:41.063	31.304	32.745	37.014	264.7	36:39.065	15	1	1:45.166	32.202	34.457	38.507	263.4	29:54.967
16	3	1:42.745	31.397	32.640	38.708	266.0	38:21.810	16	1	1:44.535	32.619	34.241	37.675	262.8	31:39.502
17	3	1:41.283	31.286	32.519	37.478	266.7	40:03.093	17	1	1:45.184	31.903	33.870	39.411	264.1	33:24.686
18	3	1:44.871	32.995	33.195	38.681	264.7	41:47.964	18	1	1:43.178	32.030	33.665	37.483	260.9	35:07.864
19	3	1:43.649	32.856	33.628	37.165	265.4	43:31.613	19	1	1:44.677	32.355	33.688	38.628	266.0	36:52.535
20	3	1:41.214	31.322	32.655	37.237	266.7	45:12.827	20	1	1:50.967 B	32.555	33.595	44.817	262.8	38:43.502
21	3	1:41.124	31.076	32.772	37.276	266.0	46:53.951	21	2	8:58.978	7:47.645	33.358	37.975		47:42.480
								22 2 1:42.622 31.578 33.295 37.749 266.0 49:25.102							
								23 2 1:43.215 31.293 34.034 37.888 265.4 51:08.317							
								24 2 1:44.351 31.832 34.472 38.047 267.3 52:52.668							
								25 2 1:44.742 32.404 34.270 38.068 266.7 54:37.410							
								26 2 1:41.106 31.142 32.618 37.346 265.4 56:18.516							
								27 2 1:41.134 31.138 32.452 37.544 266.0 57:59.650							
								28 2 1:45.044 31.224 36.196 37.624 265.4 59:44.694							
								29 2 1:49.284 B 31.507 33.728 44.049 265.4 1:01:33.978							
								8 Team Virage Ligier JS P320 - Nissan							
1. Julien GERBI								3. Gillian HENRION							
2. Bernardo PINHEIRO								LMP3							
1	3	3:13.119 B	1:43.950	38.925	50.244		3:13.119								





European Le Mans Series
4 Hours of Portimao
Free Practice 1

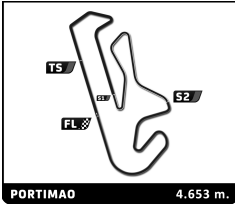
Sector Analysis

Lap under Red Flag													Invalidated Lap	Personal Best	Session Best	B Crossing the pit lane
Lap	D	Time	Sector 1	Sector 2	Sector 3	T. Spd	Elapsed	Lap	D	Time	Sector 1	Sector 2	Sector 3	T. Spd	Elapsed	
2	3	3:59.060	2:42.736	35.851	40.473		7:12.179	8	3	1:34.268	29.201	30.315	34.752	290.3	17:19.576	
3	3	1:43.824	33.254	33.155	37.415	222.2	8:56.003	9	3	1:34.299	28.578	30.679	35.042	288.8	18:53.875	
4	3	1:47.862	31.140	35.675	41.047	260.9	10:43.865	10	3	1:34.026	29.294	30.343	34.389	285.0	20:27.901	
5	3	1:39.791	30.891	32.068	36.832	262.1	12:23.656	11	3	1:36.412	28.798	31.654	35.960	290.3	22:04.313	
6	3	1:39.853	30.923	32.229	36.701	266.7	14:03.509	12	3	1:34.955	29.447	30.732	34.776	292.7	23:39.268	
7	3	1:40.475	31.877	31.953	36.645	264.7	15:43.984	13	3	1:34.146	29.047	30.678	34.421	291.9	25:13.414	
8	3	1:39.353	30.756	31.971	36.626	261.5	17:23.337	14	3	1:33.718	28.545	30.450	34.723	293.5	26:47.132	
9	3	1:39.606	30.650	31.974	36.982	263.4	19:02.943	15	3	1:41.006	B 28.769	31.290	40.947	291.1	28:28.138	
10	3	1:48.554	B 30.796	31.986	45.772	262.8	20:51.497	16	2	3:41.092	2:34.442	31.403	35.247		32:09.230	
11	2	4:31.775	3:19.786	33.968	38.021		25:23.272	17	2	1:34.961	28.821	30.921	35.219	291.9	33:44.191	
12	2	1:44.781	33.569	33.942	37.270	262.8	27:08.053	18	2	1:34.179	28.881	30.724	34.574	290.3	35:18.370	
13	2	1:40.777	31.194	32.626	36.957	260.9	28:48.830	19	2	1:34.231	28.851	30.692	34.688	292.7	36:52.601	
14	2	1:40.723	31.303	32.649	36.771	261.5	30:29.553	20	2	1:35.865	29.154	31.623	35.088	291.1	38:28.466	
15	2	1:42.222	31.328	33.336	37.558	264.1	32:11.775	21	2	1:35.187	29.309	31.191	34.687	290.3	40:03.653	
16	2	1:41.005	31.166	32.714	37.125	262.1	33:52.780	22	2	1:36.472	29.919	31.389	35.164	293.5	41:40.125	
17	2	1:40.286	30.931	32.632	36.723	264.7	35:33.066	23	2	1:34.417	28.718	30.927	34.772	291.1	43:14.542	
18	2	1:41.667	30.887	32.668	38.112	266.0	37:14.733	24	2	1:35.811	28.911	31.353	35.547	292.7	44:50.353	
19	2	1:40.484	31.228	32.523	36.733	259.0	38:55.217	25	2	1:34.251	28.776	30.738	34.737	291.9	46:24.604	
20	2	1:41.234	31.200	32.651	37.383	263.4	40:36.451	26	2	1:34.027	28.575	30.603	34.849	292.7	47:58.631	
21	2	1:40.554	31.136	32.503	36.915	262.1	42:17.005	27	2	1:42.028	B 28.382	31.529	42.117	293.5	49:40.659	
22	2	1:43.013	32.488	33.496	37.029	264.7	44:00.018	28	1	4:11.185	3:02.478	31.986	36.721		53:51.844	
23	2	1:40.238	30.999	32.474	36.765	263.4	45:40.256	29	1	1:36.838	29.692	31.298	35.848	288.8	55:28.682	
24	2	1:41.732	31.505	33.280	36.947	266.7	47:21.988	30	1	1:36.706	29.484	31.386	35.836	289.5	57:05.388	
25	2	1:40.037	30.950	32.383	36.704	264.1	49:02.025	31	1	1:36.877	29.417	31.883	35.577	288.0	58:42.265	
26	2	1:50.020	B 30.904	34.515	44.601	266.0	50:52.045	32	1	1:36.262	29.375	31.250	35.637	290.3	1:00:18.527	
27	1	4:49.060	3:36.145	34.189	38.726		55:41.105	33	1	1:45.533	B 30.259	32.140	43.134	291.1	1:02:04.060	
28	1	1:47.315	34.117	34.587	38.611	257.8	57:28.420	34	1	4:20.367	3:13.323	31.457	35.587		1:06:24.427	
29	1	1:43.316	31.837	33.728	37.751	259.6	59:11.736	35	1	1:35.982	29.310	31.256	35.416	290.3	1:08:00.409	
30	1	1:43.552	31.875	33.963	37.714	259.6	1:00:55.288	36	1	1:37.665	29.259	31.472	36.934	291.9	1:09:38.074	
31	1	1:44.211	32.899	33.805	37.507	260.2	1:02:39.499	37	1	2:56.143	38.410	1:02.889	1:14.844	285.0	1:12:34.217	
32	1	1:42.483	31.670	33.177	37.636	260.2	1:04:21.982	38	1	2:57.484	1:11.726	1:03.071	42.687	79.4	1:15:31.701	
33	1	1:43.909	32.013	33.218	38.678	260.9	1:06:05.891	39	1	1:37.908	29.338	32.157	36.413	287.2	1:17:09.609	
34	1	1:43.871	32.964	33.615	37.292	260.9	1:07:49.762	40	1	2:06.936	30.350	59.991	36.595	285.7	1:19:16.545	
35	1	1:51.146	B 31.771	33.890	45.485	261.5	1:09:40.908	41	1	1:42.592	30.952	31.656	39.984	287.2	1:20:59.137	
36	3	5:46.891	3:56.809	1:02.696	47.386		1:15:27.799	42	1	1:37.621	30.638	31.505	35.478	279.8	1:22:36.758	
37	3	1:43.863	32.160	33.693	38.010	257.1	1:17:11.662	43	1	1:37.867	30.113	32.198	35.556	288.8	1:24:14.625	
38	3	1:43.141	31.716	33.756	37.669	264.7	1:18:54.803	44	1	1:37.041	29.362	31.219	36.460	287.2	1:25:51.666	
39	3	1:43.268	31.259	32.800	39.209	259.0	1:20:38.071	45	1	1:37.551	29.868	32.060	35.623	286.5	1:27:29.217	
40	3	1:41.427	31.643	32.587	37.197	259.6	1:22:19.498	46	1	1:36.548	29.325	31.254	35.969	292.7	1:29:05.765	
41	3	1:40.963	31.263	32.558	37.142	259.6	1:24:00.461	47	1	1:36.596	29.632	31.393	35.571	294.3	1:30:42.361	
42	3	1:40.827	31.133	32.480	37.214	260.9	1:25:41.288									
43	3	1:41.544	31.154	32.921	37.469	262.1	1:27:22.832									
44	3	1:50.675	B 31.155	32.539	46.981	261.5	1:29:13.507									

9		Iron Lynx - Proton			Oreca 07 - Gibson		
		1. Jonas RIED	3. Matteo CAIROLI		LMP2		
		2. Maceo CAPIETTO					
1	3	2:13.080	59.800	35.451	37.829	2:13.080	
2	3	1:40.882	31.906	34.010	34.966	265.4	3:53.962
3	3	1:33.360	28.705	30.367	34.288	290.3	5:27.322
4	3	1:37.024	28.430	30.351	38.243	291.9	7:04.346
5	3	1:32.979	28.443	30.394	34.142	291.1	8:37.325
6	3	1:40.061	B 28.910	30.617	40.534	290.3	10:17.386
7	3	5:27.922	4:22.220	30.801	34.901		15:45.308

10		Vector Sport			Oreca 07 - Gibson		
		1. Ryan CULLEN	3. Felipe DRUGOVICH		LMP2		
		2. Stéphane RICHELMI					
1	3	2:09.888	47.914	40.931	41.043	2:09.888	
2	3	1:50.939	35.921	36.658	38.360	216.9	4:00.827
3	3	1:50.106	31.616	32.380	46.110	257.8	5:50.933
4	3	1:35.123	28.866	30.359	35.898	292.7	7:26.056
5	3	1:32.715	28.427	30.222	34.066	293.5	8:58.771
6	3	1:33.066	28.453	30.709	33.904	292.7	10:31.837
7	3	1:39.020	B 28.710	30.624	39.686	295.1	12:10.857
8	1	3:22.221	2:14.541	31.740	35.940		15:33.078
9	1	1:35.361	29.498	30.783	35.080	286.5	17:08.439
10	1	1:37.839	30.323	31.580	35.936	291.9	18:46.278



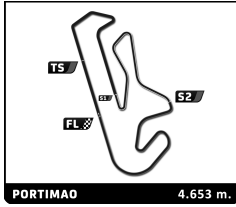


European Le Mans Series 4 Hours of Portimao Free Practice 1

Sector Analysis

Lap under Red Flag											Invalidated Lap	Personal Best	Session Best	B Crossing the pit lane	
Lap	D	Time	Sector 1	Sector 2	Sector 3	T. Spd	Elapsed	Lap	D	Time	Sector 1	Sector 2	Sector 3	T. Spd	Elapsed
26	1	1:43.892	32.425	33.925	37.542	266.7	57:25.750	2	2	1:50.251	34.697	35.751	39.803	252.9	4:53.437
27	1	1:41.874	31.379	33.085	37.410	266.7	59:07.624	3	2	1:44.303	32.605	33.775	37.923	259.0	6:37.740
28	1	1:42.197	31.843	33.118	37.236	265.4	1:00:49.821	4	2	1:42.334	31.673	33.099	37.562	260.9	8:20.074
29	1	1:41.347	31.294	32.985	37.068	266.0	1:02:31.168	5	2	1:42.899	31.636	33.642	37.621	262.1	10:02.973
30	1	1:49.571	B 31.537	33.985	44.049	266.0	1:04:20.739	6	2	1:41.682	31.344	33.238	37.100	264.7	11:44.655
31	3	3:31.247	2:18.722	33.771	38.754		1:07:51.986	7	2	1:50.225	B 31.134	33.506	45.585	265.4	13:34.880
32	3	1:41.585	30.988	33.178	37.419	264.7	1:09:33.571	8	3	3:29.555	2:17.458	33.507	38.590		17:04.435
33	3	2:55.038	37.423	1:02.994	1:14.621	264.1	1:12:28.609	9	3	1:40.651	31.433	32.211	37.007	263.4	18:45.086
34	3	3:01.092	1:11.965	1:02.842	46.285	78.7	1:15:29.701	10	3	1:39.843	30.753	32.611	36.479	264.1	20:24.929
35	3	1:42.165	31.289	33.349	37.527	262.8	1:17:11.866	11	3	1:40.813	30.630	32.595	37.588	264.7	22:05.742
36	3	1:43.749	31.935	33.657	38.157	260.9	1:18:55.615	12	3	1:40.650	31.447	32.271	36.932	267.3	23:46.392
37	3	1:41.370	31.446	32.780	37.144	260.2	1:20:36.985	13	3	1:39.177	30.588	31.984	36.605	268.0	25:25.569
38	3	1:40.396	30.921	32.453	37.022	265.4	1:22:17.381	14	3	1:50.010	B 32.758	33.321	43.931	270.7	27:15.579
39	3	1:40.247	30.759	32.370	37.118	264.1	1:23:57.628	15	1	4:01.688	2:47.221	35.279	39.188		31:17.267
40	3	1:40.239	30.803	32.478	36.958	264.7	1:25:37.867	16	1	1:45.077	32.262	34.187	38.628	260.2	33:02.344
41	3	1:41.152	31.126	32.816	37.210	265.4	1:27:19.019	17	1	1:44.483	32.252	33.969	38.262	264.1	34:46.827
42	3	1:47.913	B 31.345	33.099	43.469	266.7	1:29:06.932	18	1	1:46.370	32.661	34.030	39.679	264.7	36:33.197
14 AO by TF Oreca 07 - Gibson 1.Jonny EDGAR LMP2 2.Louis DELÉTRAZ 3.Robert KUBICA															
1	2	2:04.496	49.789	37.278	37.429		2:04.496	19	1	1:43.772	31.950	33.640	38.182	260.2	38:16.969
2	2	1:42.060	31.979	32.976	37.105	281.2	3:46.556	20	1	1:44.413	31.886	33.942	38.585	264.7	40:01.382
3	2	1:37.492	28.646	30.727	38.119	291.9	5:24.048	21	1	1:52.305	B 32.112	34.337	45.856	261.5	41:53.687
4	2	1:32.814	28.410	30.412	33.992	292.7	6:56.862	22	1	2:08.896	55.558	35.208	38.130		44:02.583
5	2	1:34.809	28.558	30.057	36.194	295.1	8:31.671	23	1	1:44.497	32.578	33.943	37.976	261.5	45:47.080
6	2	1:39.807	B 28.353	30.274	41.180	296.7	10:11.478	24	1	1:43.139	31.877	33.414	37.848	261.5	47:30.219
7	3	6:53.743	5:47.508	31.233	35.002		17:05.221	25	1	1:43.241	31.777	33.468	37.996	263.4	49:13.460
8	3	1:34.622	29.251	30.786	34.585	288.0	18:39.843	26	1	1:43.462	32.225	33.571	37.666	264.1	50:56.922
9	3	2:14.946	B 28.889	38.827	1:07.230	291.1	20:54.789	27	1	1:43.209	31.800	33.364	38.045	264.7	52:40.131
10	3	7:18.982	6:09.712	33.305	35.965		28:13.771	28	1	1:44.680	31.901	33.690	39.089	262.8	54:24.811
11	3	1:37.386	29.898	31.895	35.593	284.2	29:51.157	29	1	1:49.618	B 31.551	33.653	44.414	264.1	56:14.429
12	3	1:34.593	29.244	30.741	34.608	291.1	31:25.750	30	3	5:19.835	4:07.498	33.518	38.819		1:01:34.264
13	3	1:34.607	28.700	31.157	34.750	291.9	33:00.357	31	3	1:40.899	31.372	32.574	36.953	259.6	1:03:15.163
14	3	1:36.242	28.636	31.577	36.029	291.9	34:36.599	32	3	1:40.310	30.985	32.499	36.826	265.4	1:04:55.473
15	3	1:36.314	29.477	31.770	35.067	291.1	36:12.913	33	3	1:42.759	32.248	33.035	37.476	264.7	1:06:38.232
16	3	1:41.569	B 28.819	31.565	41.185	290.3	37:54.482	34	3	1:47.070	B 30.946	32.351	43.773	262.8	1:08:25.302
17	3	3:44.558	2:34.638	31.894	38.026		41:39.040	35	2	6:59.140	5:07.851	1:02.987	48.302		1:15:24.442
18	3	1:34.796	29.086	30.978	34.732	286.5	43:13.836	36	2	1:45.607	32.083	33.692	39.832	257.1	1:17:10.049
19	3	1:35.103	29.367	31.170	34.566	290.3	44:48.939	37	2	1:45.530	32.850	33.971	38.709	259.6	1:18:55.579
20	3	1:33.886	28.730	30.730	34.426	293.5	46:22.825	38	2	1:45.748	32.433	34.748	38.567	260.2	1:20:41.327
21	3	1:34.219	28.905	30.693	34.621	291.9	47:57.044	39	2	1:43.301	31.929	33.698	37.674	260.2	1:22:24.628
22	3	1:34.695	28.878	30.874	34.943	294.3	49:31.739	40	2	1:44.303	32.502	33.754	38.047	261.5	1:24:08.931
23	3	1:41.863	B 28.905	32.069	40.889	293.5	51:13.602	41	2	1:43.052	31.583	33.609	37.860	261.5	1:25:51.983
24	1	3:44.880	2:38.397	31.316	35.167		54:58.482	42	2	1:55.894	B 33.900	34.378	47.616	263.4	1:27:47.877
25	1	1:35.663	29.225	31.243	35.195	294.3	56:34.145	17 COOL Racing Ligier JS P320 - Nissan 1.Miguel CRISTÓVÃO LMP3 2.Manuel ESPÍRITO SANTO							
26	1	1:39.141	29.232	32.569	37.340	292.7	58:13.286	1	2	2:25.495	1:10.731	36.179	38.585		2:25.495
27	1	1:34.658	28.983	30.947	34.728	293.5	59:47.944	2	2	1:45.844	32.975	34.748	38.121	242.2	4:11.339
28	1	1:34.789	28.874	31.254	34.661	292.7	1:01:22.733	3	2	1:45.933	32.090	34.343	39.500	264.7	5:57.272
29	1	2:01.450	B 33.757	37.110	50.583	291.9	1:03:24.183	4	2	1:46.836	31.780	37.269	37.787	266.7	7:44.108
15 RLR M Sport Ligier JS P320 - Nissan 1.Michael JENSEN LMP3 2.Nick ADCOCK 3.Gael JULIEN															
1	2	3:03.186	1:39.240	40.917	43.029		3:03.186	5	2	1:38.524	30.618	31.915	35.991	264.7	9:22.632
6	2	1:38.227	30.367	31.923	35.937	264.7	11:00.859	6	2	1:38.227	30.367	31.923	35.937	264.7	11:00.859
7	2	1:45.092	30.367	32.045	42.686	266.7	12:45.951	7	2	1:45.092	30.367	32.045	42.686	266.7	12:45.951
8	1	11:18.996		35.479	40.262		24:04.947	8	1	11:18.996	...	35.479	40.262		24:04.947
9	1	1:43.007	31.927	33.375	37.705	261.5	25:47.954	9	1	1:43.007	31.927	33.375	37.705	261.5	25:47.954





European Le Mans Series
4 Hours of Portimao
Free Practice 1

Sector Analysis

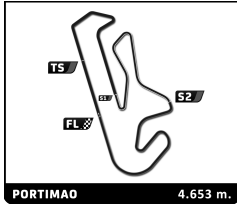
Lap under Red Flag Invalidated Lap Personal Best Session Best B Crossing the pit lane

Lap	D	Time	Sector 1	Sector 2	Sector 3	T. Spd	Elapsed	Lap	D	Time	Sector 1	Sector 2	Sector 3	T. Spd	Elapsed
10	1	1:43.448	32.153	33.384	37.911	262.1	27:31.402	17	1	1:39.323	29.709	34.027	35.587	289.5	31:42.124
11	1	1:43.389	31.909	33.225	38.255	261.5	29:14.791	18	1	1:49.406 B	30.266	33.282	45.858	290.3	33:31.530
12	1	1:42.339	32.073	32.954	37.312	260.9	30:57.130	19	1	3:28.826	2:20.296	33.024	35.506		37:00.356
13	1	1:42.345	31.906	33.082	37.357	262.8	32:39.475	20	1	1:37.254	29.989	31.881	35.384	288.0	38:37.610
14	1	1:41.917	31.435	33.050	37.432	265.4	34:21.392	21	1	1:40.014	30.257	34.203	35.554	288.8	40:17.624
15	1	1:43.602	31.533	34.228	37.841	264.7	36:04.994	22	1	1:40.195	30.692	33.472	36.031	289.5	41:57.819
16	1	1:46.253	31.872	33.233	41.148	262.1	37:51.247	23	1	1:39.429	30.075	32.126	37.228	288.8	43:37.248
17	1	1:42.175	31.848	32.833	37.494	260.9	39:33.422	24	1	1:39.239	30.534	32.582	36.123	285.0	45:16.487
18	1	1:50.127 B	31.763	34.076	44.288	261.5	41:23.549	25	1	1:46.619 B	31.153	31.922	43.544	288.8	47:03.106
19	2	3:30.607	2:19.932	33.532	37.143		44:54.156	26	2	8:38.753	7:29.757	32.118	36.878		55:41.859
20	2	1:41.443	30.984	32.710	37.749	261.5	46:35.599	27	2	1:36.919	30.200	31.520	35.199	282.0	57:18.778
21	2	1:40.848	31.015	32.813	37.020	263.4	48:16.447	28	2	1:35.337	29.315	31.235	34.787	286.5	58:54.115
22	2	1:40.531	31.273	32.445	36.813	267.3	49:56.978	29	2	1:34.956	29.116	30.854	34.986	288.8	1:00:29.071
23	2	1:40.791	31.404	32.631	36.756	266.0	51:37.769	30	2	1:35.245	28.975	31.160	35.110	289.5	1:02:04.316
24	2	1:40.207	31.016	32.484	36.707	265.4	53:17.976	31	2	1:37.290	30.021	31.982	35.287	289.5	1:03:41.606
25	2	1:40.316	30.986	32.559	36.771	264.7	54:58.292	32	2	1:36.019	29.753	31.222	35.044	290.3	1:05:17.625
26	2	1:40.509	31.209	32.584	36.716	266.0	56:38.801	33	2	1:35.962	29.920	31.002	35.040	291.1	1:06:53.587
27	2	1:40.990	30.834	32.555	37.601	266.7	58:19.791	34	2	1:35.003	29.041	30.901	35.061	289.5	1:08:28.590
28	2	1:53.360 B	32.380	33.340	47.640	265.4	1:00:13.151	35	2	1:47.361	29.081	31.114	47.166	290.3	1:10:15.951
29	1	3:50.826	2:38.409	34.026	38.391		1:04:03.977	36	2	3:32.464 B	1:11.566	1:03.063	1:17.835	79.5	1:13:48.415
30	1	1:43.712	32.177	33.256	38.279	259.0	1:05:47.689	37	3	3:10.369	2:02.700	32.345	35.324		1:16:58.784
31	1	1:43.600	31.758	33.523	38.319	262.8	1:07:31.289	38	3	1:35.411	28.977	31.402	35.032	288.0	1:18:34.195
32	1	1:46.643	32.810	34.006	39.827	264.7	1:09:17.932	39	3	1:36.598	29.341	31.147	36.110	288.8	1:20:10.793
33	1	2:38.400	31.751	53.249	1:13.400	260.9	1:11:56.332	40	3	1:34.213	28.795	30.721	34.697	286.5	1:21:45.006
34	1	3:16.963	1:11.117	1:02.191	1:03.655	79.9	1:15:13.295	41	3	1:33.909	28.700	30.689	34.520	288.8	1:23:18.915
35	1	1:47.689	32.991	33.479	41.219	250.6	1:17:00.984	42	3	1:34.452	28.707	30.559	35.186	291.1	1:24:53.367
36	1	1:42.171	31.585	33.356	37.230	259.6	1:18:43.155	43	3	1:34.743	29.059	30.759	34.925	289.5	1:26:28.110
37	1	1:44.486	31.966	33.251	39.269	264.7	1:20:27.641	44	3	1:34.306	28.832	30.760	34.714	291.9	1:28:02.416
38	1	1:42.249	31.806	33.060	37.383	262.1	1:22:09.890	45	3	1:36.012	28.809	31.774	35.429	291.9	1:29:38.428
39	1	1:42.536	31.605	33.193	37.738	262.8	1:23:52.426	46	3	1:34.908	29.171	30.932	34.805	291.1	1:31:13.336
40	1	1:42.183	31.357	33.247	37.579	263.4	1:25:34.609								
41	1	1:45.355	32.029	34.071	39.255	265.4	1:27:19.964								
42	1	1:42.595	31.708	33.366	37.521	264.7	1:29:02.559								
43	1	1:42.033	31.396	32.996	37.641	264.1	1:30:44.592								

19 Team Virage		3. Tristan VAUTIER		Oreca 07 - Gibson LMP2 Pro/Am			
1. Georgios KOLOVOS		2. Raphaël NARAC					
1	3	2:11.538	55.288	37.372	38.878	2:11.538	
2	3	1:48.418	32.431	34.555	41.432	282.0	3:59.956
3	3	1:36.404	30.074	31.736	34.594	288.0	5:36.360
4	3	1:33.352	28.927	30.345	34.080	291.9	7:09.712
5	3	1:37.854	28.466	30.381	39.007	292.7	8:47.566
6	3	1:49.272	28.480	33.126	47.666	293.5	10:36.838
7	3	1:36.988	28.559	30.661	37.768	293.5	12:13.826
8	3	1:33.359	28.569	30.498	34.292	293.5	13:47.185
9	3	1:40.512	32.301	32.520	35.691	282.0	15:27.697
10	3	1:44.492 B	28.471	30.374	45.647	291.9	17:12.189
11	1	4:33.319	3:24.424	32.115	36.780		21:45.508
12	1	1:39.768	30.498	33.561	35.709	287.2	23:25.276
13	1	1:37.070	29.787	31.550	35.733	288.0	25:02.346
14	1	1:38.889	31.380	31.813	35.696	291.9	26:41.235
15	1	1:42.342	30.746	34.991	36.605	281.2	28:23.577
16	1	1:39.224	30.148	32.563	36.513	291.1	30:02.801

20 Algarve Pro Racing		3. Alex QUINN		Oreca 07 - Gibson LMP2 Pro/Am			
1. Kriton LENTOUDIS		2. Richard BRADLEY					
1	3	2:03.924	48.526	37.094	38.304	2:03.924	
2	3	1:40.124	32.209	32.086	35.829	276.9	3:44.048
3	3	1:37.510	29.250	30.914	37.346	288.8	5:21.558
4	3	1:33.192	28.673	30.391	34.128	295.1	6:54.750
5	3	1:34.378	28.351	30.516	35.511	294.3	8:29.128
6	3	1:33.378	28.371	30.534	34.473	295.9	10:02.506
7	3	1:40.623 B	28.488	31.199	40.936	294.3	11:43.129
8	1	4:04.416	2:54.828	33.434	36.154		15:47.545
9	1	1:38.332	30.112	32.608	35.612	289.5	17:25.877
10	1	2:28.741 B	30.056	32.692	1:25.993	289.5	19:54.618
11	1	4:16.100	3:04.217	33.402	38.481		24:10.718
12	1	1:40.084	30.967	31.913	37.204	286.5	25:50.802
13	1	1:40.480	30.289	32.915	37.276	288.8	27:31.282
14	1	1:39.854	30.824	32.850	36.180	285.0	29:11.136
15	1	1:39.811	30.062	33.314	36.435	289.5	30:50.947
16	1	1:38.235	30.534	31.867	35.834	286.5	32:29.182
17	1	1:37.617	30.021	31.942	35.654	290.3	34:06.799
18	1	1:39.746	31.402	31.755	36.589	291.9	35:46.545
19	1	1:38.419	30.312	31.688	36.419	290.3	37:24.964
20	1	1:39.191	30.428	32.357	36.406	286.5	39:04.155



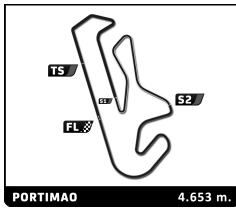


European Le Mans Series 4 Hours of Portimao Free Practice 1

Sector Analysis

Lap under Red Flag													Invalidated Lap	Personal Best	Session Best	B Crossing the pit lane
Lap	D	Time	Sector 1	Sector 2	Sector 3	T. Spd	Elapsed	Lap	D	Time	Sector 1	Sector 2	Sector 3	T. Spd	Elapsed	
21	1	1:47.412 B	30.180	32.898	44.334	288.0	40:51.567	24	1	1:42.410	30.623	34.102	37.685	284.2	52:53.099	
22	2	4:11.041	3:03.175	32.690	35.176		45:02.608	25	1	1:42.953	31.159			288.8	54:36.052	
23	2	1:35.097	28.923	30.968	35.206	288.8	46:37.705	26	1	1:38.304	29.900	31.937	36.467	286.5	56:14.356	
24	2	1:34.633	28.942	30.751	34.940	290.3	48:12.338	27	1	1:38.326	29.701	31.802	36.823	286.5	57:52.682	
25	2	1:34.029 28.724		30.698	34.607	292.7	49:46.367	28	1	1:36.985	29.774	31.672	35.539	285.0	59:29.667	
26	2	1:34.083	28.802	30.618	34.663	292.7	51:20.450	29	1	1:46.654 B	29.773	32.480	44.401	288.8	1:01:16.321	
27	2	1:35.580	29.626	30.956	34.998	296.7	52:56.030	30	2	4:35.383	3:26.963	32.220	36.200		1:05:51.704	
28	2	1:36.595	29.272	32.126	35.197	295.1	54:32.625	31	2	1:37.684	29.430	32.295	35.959	288.8	1:07:29.388	
29	2	1:42.813 B	29.163	30.890	42.760	292.7	56:15.438	32	2	1:36.586	29.729	31.379	35.478	285.0	1:09:05.974	
30	2	3:23.047	2:16.134	31.868	35.045		59:38.485	33	2	2:27.682 B	29.821	40.909	1:16.952	289.5	1:11:33.656	
31	2	1:34.509	28.909	30.720	34.880	290.3	1:01:12.994	34	2	3:45.647	1:54.392	1:03.046	48.209		1:15:19.303	
32	2	1:34.346	28.845	30.679	34.822	293.5	1:02:47.340	35	2	1:38.464	30.532	32.604	35.328	285.7	1:16:57.767	
33	2	1:35.387	29.132	31.111	35.144	293.5	1:04:22.727	36	2	1:36.134	29.432	31.487	35.215	288.8	1:18:33.901	
34	2	1:35.080	28.967	30.913	35.200	293.5	1:05:57.807	37	2	1:38.155	29.246	31.242	37.667	288.8	1:20:12.056	
35	2	1:35.674	29.502	30.728	35.444	289.5	1:07:33.481	38	2	1:37.850	30.902	31.692	35.256	282.7	1:21:49.906	
36	2	1:43.066 B	30.066	31.576	41.424	291.9	1:09:16.547	39	2	1:37.056	30.411	31.479	35.166	290.3	1:23:26.962	
37	3	5:39.752	3:21.147	1:03.079	1:15.526		1:14:56.299	40	2	1:35.569	29.219	31.211	35.139	288.8	1:25:02.531	
38	3	1:43.486	36.438	31.599	35.449	222.7	1:16:39.785	41	2	1:35.635	29.093	31.530	35.012	290.3	1:26:38.166	
39	3	1:34.596	28.832	30.746	35.018	288.8	1:18:14.381	42	2	1:36.888 29.367	29.367	32.051	35.470	291.9	1:28:15.054	
40	3	1:35.036	29.222	30.804	35.010	290.3	1:19:49.417	43	2	1:36.893	30.035	31.363	35.495	293.5	1:29:51.947	
41	3	1:35.311	28.636	31.052	35.623	289.5	1:21:24.728	44	2	1:37.046	29.380	31.296	36.370	290.3	1:31:28.993	
42	3	1:33.854	28.624	30.803	34.427	288.8	1:22:58.582	22 United Autosports								
43	3	1:35.362	29.419	31.108	34.835	293.5	1:24:33.944	1. Filip UGRAN			3. Benjamin HANLEY			Oreca 07 - Gibson LMP2		
44	3	1:34.982	29.618	30.638	34.726	291.9	1:26:08.926	2. Marino SATO								
45	3	1:34.617	29.136	31.072	34.409	292.7	1:27:43.543	1	3	2:13.443	1:00.373	35.924	37.146		2:13.443	
46	3	1:33.261	28.417	30.587	34.257	291.9	1:29:16.804	2	3	1:44.200	31.906	34.782	37.512	270.0	3:57.643	
47	3	1:35.867 28.711	31.026	36.130	292.7	1:30:52.671		3	3	1:33.892 28.643	30.504	34.745	291.9		5:31.535	
21 United Autosports								Oreca 07 - Gibson								
1. Daniel SCHNEIDER			3. Oliver JARVIS			LMP2 Pro/Am										
2. Andrew MEYRICK																
1	3	2:17.978	1:04.480	35.934	37.564		2:17.978	7	2	6:44.965	5:38.521	31.071	35.373		17:03.928	
2	3	1:44.833	31.367	35.115	38.351	271.4	4:02.811	8	2	1:34.444	28.984	30.763	34.697	286.5	18:38.372	
3	3	1:46.061	29.917	33.356	42.788	289.5	5:48.872	9	2	1:33.830	28.590	30.863	34.377	291.9	20:12.202	
4	3	1:33.833	28.692	30.583	34.558	291.1	7:22.705	10	2	1:34.432	29.380	30.542	34.510	291.9	21:46.634	
5	3	1:33.933 28.677	30.787	34.439	291.9	8:56.608		11	2	1:34.918	29.361	31.153	34.404	291.1	23:21.552	
6	3	1:33.651	28.474	30.818	34.359	294.3	10:30.259	12	2	1:34.780	28.845	31.280	34.655	291.9	24:56.332	
7	3	1:37.805 28.739	30.689	38.377	293.5	12:08.064		13	2	1:34.315	28.806	30.797	34.712	294.3	26:30.647	
8	3	1:33.701	28.544	30.505	34.652	293.5	13:41.765	14	2	1:35.363	29.347	30.981	35.035	293.5	28:06.010	
9	3	1:41.796 28.444	30.559	42.793	291.9	15:23.561		15	2	1:36.113	30.572	30.947	34.594	294.3	29:42.123	
10	3	8:59.512	7:40.900	36.027	42.585		24:23.073	16	2	1:34.520	28.920	30.968	34.632	291.9	31:16.643	
11	3	1:39.762	28.983	30.808	39.971	288.0	26:02.835	17	2	1:34.711	29.331	30.776	34.604	291.1	32:51.354	
12	3	1:34.300	28.853	30.863	34.584	288.0	27:37.135	18	2	1:34.892 29.151	31.189	34.553	295.1		34:26.247	
13	3	1:42.517 B	28.787	31.069	42.661	289.5	29:19.652	19	2	1:35.849	28.761	32.081	35.007	294.3	36:02.096	
14	1	6:58.016	5:48.532	32.602	36.882		36:17.668	20	2	1:34.691	29.150	30.974	34.567	290.3	37:36.787	
15	1	1:38.197	30.144	31.463	36.590	285.7	37:55.865	21	2	1:34.143	28.713	30.841	34.589	291.1	39:10.930	
16	1	1:39.191	30.123	31.741	37.327	281.2	39:35.056	22	2	1:35.544	28.719	30.832	35.993	292.7	40:46.474	
17	1	1:39.525	30.287	32.163	37.075	285.0	41:14.581	23	2	1:35.448	29.196	31.232	35.020	291.1	42:21.922	
18	1	1:38.228	29.885	31.728	36.615	282.0	42:52.809	24	2	1:35.860	28.755	32.024	35.081	291.1	43:57.782	
19	1	1:39.452	31.384	31.869	36.199	284.2	44:32.261	25	2	1:35.348	29.530	30.916	34.902	293.5	45:33.130	
20	1	1:38.477	29.857	31.547	37.073	286.5	46:10.738	26	2	1:35.952 28.792	31.288	35.872	292.7		47:09.082	
21	1	1:40.101	29.946	31.767	38.388	287.2	47:50.839	27	2	1:34.497	29.045	30.741	34.711	292.7	48:43.579	
22	1	1:39.477	31.531	31.895	36.051	282.0	49:30.316	28	2	1:34.114 28.573	30.988	34.553	293.5		50:17.693	
23	1	1:40.373	29.747	32.385	38.241	288.0	51:10.689	29	2	1:34.562	28.927	30.745	34.890	294.3	51:52.255	



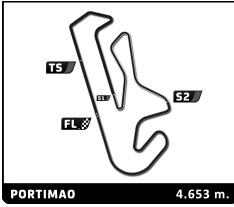


European Le Mans Series 4 Hours of Portimao Free Practice 1

Sector Analysis

													Lap under Red Flag	Invalidated Lap	Personal Best	Session Best	Crossing the pit lane
Lap	D	Time	Sector 1	Sector 2	Sector 3	T. Spd	Elapsed	Lap	D	Time	Sector 1	Sector 2	Sector 3	T. Spd	Elapsed		
30	2	1:35.616	29.106	31.035	35.475	293.5	53:27.871	29	1	1:36.418	29.406	31.519	35.493	289.5	55:29.140		
31	2	1:34.396	29.049	30.785	34.562	293.5	55:02.267	30	1	1:37.179	30.429	31.516	35.234	291.1	57:06.319		
32	2	1:41.740 B	29.254	31.180	41.306	294.3	56:44.007	31	1	1:36.203	29.320	31.485	35.398	295.1	58:42.522		
33	1	3:10.746	2:02.394	32.477	35.875		59:54.753	32	1	1:44.516	29.712	36.946	37.858	294.3	1:00:27.038		
34	1	1:38.696	29.424	32.248	37.024	291.1	1:01:33.449	33	1	1:35.900	29.273	31.670	34.957	290.3	1:02:02.938		
35	1	1:36.921	29.616	31.999	35.306	288.8	1:03:10.370	34	1	1:43.308	29.709	31.087	42.512	291.9	1:03:46.246		
36	1	1:36.110	29.350	31.504	35.256	290.3	1:04:46.480	35	1	1:36.556	29.236	31.430	35.890	293.5	1:05:22.802		
37	1	1:36.856	30.423	31.356	35.077	290.3	1:06:23.336	36	1	1:35.585	29.075	31.338	35.172	292.7	1:06:58.387		
38	1	1:36.278	29.113	31.328	35.837	291.9	1:07:59.614	37	1	1:36.343	29.456	31.283	35.604	290.3	1:08:34.730		
39	1	1:36.980	29.389	31.585	36.006	290.3	1:09:36.594	38	1	1:53.524	29.384	30.941	53.199	285.0	1:10:28.254		
40	1	2:52.890	34.808	1:03.306	1:14.776	288.8	1:12:29.484	39	1	3:30.772	1:12.433	1:03.102	1:15.237	78.0	1:13:59.026		
41	1	2:59.974	1:11.795	1:03.112	45.067	78.5	1:15:29.458	40	1	2:15.465	1:07.258	32.928	35.279	79.3	1:16:14.491		
42	1	1:38.534	30.169	32.062	36.303	286.5	1:17:07.992	41	1	1:35.008	28.976	30.859	35.173	288.8	1:17:49.499		
43	1	1:36.517	29.456	32.016	35.045	289.5	1:18:44.509	42	1	1:37.617	29.304	32.156	36.157	291.9	1:19:27.116		
44	1	1:36.865	29.645	31.207	36.013	292.7	1:20:21.374	43	1	1:35.563	29.131	31.033	35.399	289.5	1:21:02.679		
45	1	1:36.683	29.918	31.302	35.463	285.0	1:21:58.057	44	1	1:38.798	30.958	32.786	35.054	293.5	1:22:41.477		
46	1	1:36.656	29.902	31.169	35.585	290.3	1:23:34.713	45	1	1:37.548	29.386	31.617	36.545	291.9	1:24:19.025		
47	1	1:35.541	29.130	31.203	35.208	291.9	1:25:10.254	46	1	1:35.938	29.666	31.281	34.991	285.0	1:25:54.963		
48	1	1:35.371	29.084	31.107	35.180	290.3	1:26:45.625	47	1	1:35.964	29.564	31.342	35.058	288.0	1:27:30.927		
49	1	1:36.652	29.003	31.801	35.848	292.7	1:28:22.277	48	1	1:36.471	29.090	31.204	36.177	291.9	1:29:07.398		
50	1	1:37.513	29.880	31.313	36.320	289.5	1:29:59.790	49	1	1:36.470	29.394	31.255	35.821	295.1	1:30:43.868		
51	1	1:35.474	29.258	30.824	35.392	285.0	1:31:35.264										
23 United Autosports			3.Paul DI RESTA			Oreca 07 - Gibson											
1.Bijoy GARG						LMP2											
2.Fabio SCHERER																	
1	3	3:29.513	2:16.267	35.814	37.432		3:29.513										
2	3	1:42.441	30.848	32.022	39.571	285.0	5:11.954										
3	3	1:39.432	30.403	33.007	36.022	288.8	6:51.386										
4	3	1:33.010	28.619	30.389	34.002	295.1	8:24.396										
5	3	1:36.539	28.407	31.430	36.702	295.1	10:00.935										
6	3	1:35.760	28.356	31.532	35.872	291.1	11:36.695										
7	3	1:39.358	30.597	32.439	36.322	290.3	13:16.053										
8	3	1:33.151	28.367	30.639	34.145	291.1	14:49.204										
9	3	1:32.694	28.289	30.236	34.169	290.3	16:21.898										
10	3	1:40.062 B	28.257	31.425	40.380	291.9	18:01.960										
11	2	5:18.554	4:12.683	31.048	34.823		23:20.514										
12	2	1:34.527	29.305	30.690	34.532	290.3	24:55.041										
13	2	1:34.755	29.357	30.753	34.645	293.5	26:29.796										
14	2	1:34.947	29.012	30.890	35.045	291.1	28:04.743										
15	2	1:35.947	30.377	30.938	34.632	292.7	29:40.690										
16	2	1:34.259	28.925	30.703	34.631	290.3	31:14.949										
17	2	1:34.963	29.275	30.806	34.882	294.3	32:49.912										
18	2	1:34.677	28.875	30.819	34.983	296.7	34:24.589										
19	2	1:40.866 B	29.417	30.943	40.506	292.7	36:05.455										
20	2	3:33.692	2:27.969	30.909	34.814		39:39.147										
21	2	1:33.914	28.674	30.603	34.637	290.3	41:13.061										
22	2	1:33.495	28.647	30.401	34.447	289.5	42:46.556										
23	2	1:33.934	28.501	30.947	34.486	291.1	44:20.490										
24	2	1:33.984	28.796	30.576	34.612	291.9	45:54.474										
25	2	1:35.393	28.627	30.887	35.879	292.7	47:29.867										
26	2	1:35.470	29.881	30.866	34.723	291.1	49:05.337										
27	2	1:42.468 B	28.742	32.899	40.827	293.5	50:47.805										
28	1	3:04.917	1:56.041	32.124	36.752		53:52.722										
24 Nielsen Racing			3.Nicholas YELLOLY			Oreca 07 - Gibson											
1.John FALB						LMP2 Pro/Am											
2.Colin NOBLE																	
1	1	2:03.437	44.630	39.565	39.242		2:03.437										
2	1	1:41.314	31.852	32.298	37.164	280.5	3:44.751										
3	1	1:41.076	29.844	33.799	37.433	285.0	5:25.827										
4	1	1:34.919	29.121	30.845	34.953	288.8	7:00.746										
5	1	1:35.510	29.051	31.168	35.291	291.1	8:36.256										
6	1	1:35.229	29.304	30.953	34.972	291.9	10:11.485										
7	1	1:38.244	30.573	31.067	36.604	293.5	11:49.729										
8	1	1:45.963 B	29.076	31.936	44.951	291.9	13:35.692										
9	1	6:57.969	5:49.880	31.962	36.127		20:33.661										
10	1	1:35.469	29.291	31.138	35.040	286.5	22:09.130										
11	1	1:37.047	29.320	31.694	36.033	288.0	23:46.177										
12	1	1:43.360 B	29.342	31.394	42.624	288.8	25:29.537										
13	2	2:54.412	1:46.372	31.875	36.165		28:23.949										
14	2	1:36.770	29.946	31.496	35.328	295.1	30:00.719										
15	2	1:35.824	29.553	31.331	34.940	291.1	31:36.543										
16	2	1:35.064	29.098	30.948	35.018	292.7	33:11.607										
17	2	1:34.890	29.114	30.615	35.161	291.1	34:46.497										
18	2	1:36.758	29.739	31.439	35.580	291.9	36:23.255										
19	2	1:35.483	29.945	30.694	34.844	291.9	37:58.738										
20	2	1:35.206	29.073	30.960	35.173	290.3	39:33.944										
21	2	1:34.515	28.926	30.697	34.892	288.8	41:08.459										
22	2	1:34.172	28.832	30.713	34.627	289.5	42:42.631										
23	2	1:34.977	29.380	30.848	34.749	291.1	44:17.608										
24	2	1:43.003 B	29.237	31.365	42.401	292.7	46:00.611										
25	3	5:02.541	3:54.135	31.924	36.482		51:03.152										
26	3	1:36.895	29.967	31.049	35.879	286.5	52:40.047										
27	3	1:34.548	28.669	30.865	35.014	289.5	54:14.595										
28	3	1:34.849	28.666	30.771	35.412	291.9	55:49.444										
29	3	1:36.178	28.848	31.363	35.967	291.9	57:25.622										





European Le Mans Series 4 Hours of Portimao Free Practice 1

Sector Analysis

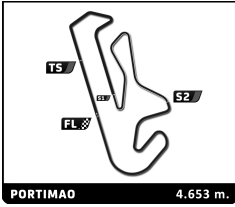
Lap under Red Flag Invalidated Lap Personal Best Session Best B Crossing the pit lane

Lap	D	Time	Sector 1	Sector 2	Sector 3	T. Spd	Elapsed	Lap	D	Time	Sector 1	Sector 2	Sector 3	T. Spd	Elapsed
30	3	1:33.646	28.614	30.532	34.500	288.8	58:59.268	37	1	1:35.642	29.042	31.039	35.564	291.1	1:06:03.710
31	3	1:41.948B	28.947	32.235	40.766	289.5	1:00:41.216	38	1	1:35.532	29.330	31.311	34.891	291.1	1:07:39.242
32	3	1:01.804	8:58.072	48.981	1:14.751		1:11:43.020	39	1	1:36.169	29.126	31.335	35.708	290.3	1:09:15.411
33	3	3:24.344	1:11.803	1:03.049	1:09.492	79.1	1:15:07.364	40	1	2:31.541B	29.091	46.532	1:15.918	288.0	1:11:46.952
34	3	1:38.893	31.002	32.473	35.418	260.9	1:16:46.257	41	3	3:58.547	2:27.628	54.928	35.991		1:15:45.499
35	3	1:35.287	29.239	31.321	34.727	284.2	1:18:21.544	42	3	1:37.392	30.772	31.189	35.431	279.8	1:17:22.891
36	3	1:36.219	29.068	32.288	34.863	286.5	1:19:57.763	43	3	1:38.182	32.071	31.498	34.613	288.8	1:19:01.073
37	3	1:35.930	29.019	31.383	35.528	286.5	1:21:33.693	44	3	1:35.786	29.063	31.142	35.581	285.7	1:20:36.859
38	3	1:35.351	28.966	31.139	35.246	285.7	1:23:09.044	45	3	1:33.703	28.847	30.500	34.356	285.0	1:22:10.562
39	3	1:35.077	29.007	31.051	35.019	286.5	1:24:44.121	46	3	1:34.744	29.062	31.053	34.629	289.5	1:23:45.306
40	3	1:38.324	30.600	32.016	35.708	289.5	1:26:22.445	47	3	1:36.678	28.925	30.632	37.121	290.3	1:25:21.984
41	3	1:35.306	28.909	31.448	34.949	288.0	1:27:57.751	48	3	1:34.982	29.072	31.175	34.735	279.1	1:26:56.966
42	3	1:34.463	28.766	30.976	34.721	290.3	1:29:32.214	49	3	1:33.992	28.661	30.839	34.492	288.8	1:28:30.958
43	3	1:36.655	28.846	32.111	35.698	289.5	1:31:08.869	50	3	1:34.676	28.607	30.841	35.228	291.1	1:30:05.634

25		Algarve Pro Racing			Oreca 07 - Gibson		
		1.Matthias KAISER	3.Alexander LYNN	LMP2			
		2.Olli CALDWELL					
1	3	2:00.879	47.349	35.446	38.084		2:00.879
2	3	1:39.527	30.767	32.161	36.599	266.7	3:40.406
3	3	1:35.746	28.882	30.406	36.458	287.2	5:16.152
4	3	1:32.922	28.341	30.438	34.143	288.8	6:49.074
5	3	1:33.699	28.315	30.185	35.199	288.8	8:22.773
6	3	1:32.672	28.653	30.113	33.906	287.2	9:55.445
7	3	1:43.221B	29.015	30.671	43.535	291.1	11:38.666
8	2	3:54.911	2:48.401	31.568	34.942		15:33.577
9	2	1:35.637	29.698	31.094	34.845	288.8	17:09.214
10	2	1:36.126	29.554	31.109	35.463	289.5	18:45.340
11	2	1:35.083	28.978	31.092	35.013	285.7	20:20.423
12	2	1:37.788	30.608	32.190	34.990	290.3	21:58.211
13	2	1:35.447	29.817	31.050	34.580	288.8	23:33.658
14	2	1:34.637	29.234	30.756	34.647	291.1	25:08.295
15	2	1:35.339	28.942	31.432	34.965	291.9	26:43.634
16	2	1:35.345	29.561	30.865	34.919	288.8	28:18.979
17	2	1:34.877	28.941	30.630	35.306	289.5	29:53.856
18	2	1:41.081B	29.140	31.600	40.341	286.5	31:34.937
19	2	3:29.840	2:23.556	31.420	34.864		35:04.777
20	2	1:35.774	29.845	31.049	34.880	291.9	36:40.551
21	2	1:36.027	29.675	31.474	34.878	290.3	38:16.578
22	2	1:36.471	29.152	32.042	35.277	288.0	39:53.049
23	2	1:33.968	28.641	30.598	34.729	288.0	41:27.017
24	2	1:33.471	28.528	30.488	34.455	288.8	43:00.488
25	2	1:33.720	28.605	30.480	34.635	288.8	44:34.208
26	2	2:11.248B	29.937	32.748	1:08.563	291.1	46:45.456
27	1	3:24.165	2:17.475	31.561	35.129		50:09.621
28	1	1:35.228	29.277	31.364	34.587	288.8	51:44.849
29	1	1:35.682	29.722	31.155	34.805	291.1	53:20.531
30	1	1:35.765	28.983	31.691	35.091	289.5	54:56.296
31	1	1:36.521	29.005	32.037	35.479	289.5	56:32.817
32	1	1:37.390	30.355	32.377	34.658	291.9	58:10.207
33	1	1:34.957	28.945	30.962	35.050	289.5	59:45.164
34	1	1:34.278	29.044	30.624	34.610	290.3	1:01:19.442
35	1	1:34.222	28.916	30.777	34.529	289.5	1:02:53.664
36	1	1:34.404	28.842	30.702	34.860	290.3	1:04:28.068

27		Nielsen Racing			Oreca 07 - Gibson		
		1.Benjamin PEDERSEN	3.Gabriel AUBRY	LMP2			
		2.William STEVENS					
1	2	2:01.299	43.143	38.294	39.862		2:01.299
2	2	1:41.344	32.080	32.441	36.823	268.7	3:42.643
3	2	1:35.534	28.890	30.606	36.038	288.8	5:18.177
4	2	1:33.482	28.500	30.508	34.474	291.1	6:51.659
5	2	1:35.363	28.797	32.372	34.194	292.7	8:27.022
6	2	1:39.870	29.306	33.198	37.366	294.3	10:06.892
7	2	1:35.442	28.504	31.345	35.593	291.9	11:42.334
8	2	1:37.070	28.454	31.665	36.951	288.8	13:19.404
9	2	1:33.049	28.377	30.578	34.094	291.1	14:52.453
10	2	1:42.332B	29.179	31.476	41.677	291.1	16:34.785
11	1	5:27.767	4:19.282	32.420	36.065		22:02.552
12	1	1:38.340	30.176	31.457	36.707	283.5	23:40.892
13	1	1:37.741	29.883	32.324	35.534	286.5	25:18.633
14	1	1:35.280	29.257	31.181	34.842	291.1	26:53.913
15	1	1:36.161	28.925	31.889	35.347	291.1	28:30.074
16	1	1:35.160	29.172	30.962	35.026	290.3	30:05.234
17	1	1:36.959	29.238	32.338	35.383	293.5	31:42.193
18	1	1:41.468B	29.366	31.440	40.662	291.9	33:23.661
19	3	3:30.841	2:24.189	31.660	34.992		36:54.502
20	3	1:36.954	29.556	31.482	35.916	289.5	38:31.456
21	3	1:36.347	29.747	31.158	35.442	286.5	40:07.803
22	3	1:38.960	29.684	32.398	36.878	290.3	41:46.763
23	3	1:36.341	29.949	31.299	35.093	280.5	43:23.104
24	3	1:35.125	29.273	31.124	34.728	288.0	44:58.229
25	3	1:35.490	29.124	31.056	35.310	291.1	46:33.719
26	3	1:35.013	28.782	31.443	34.788	290.3	48:08.732
27	3	1:42.611B	28.878	31.139	42.594	291.9	49:51.343
28	3	2:50.782	1:44.020	31.452	35.310		52:42.125
29	3	1:36.222	29.632	31.162	35.428	289.5	54:18.347
30	3	1:36.751	28.972	31.056	36.723	288.0	55:55.098
31	3	1:36.294	29.043	31.339	35.912	287.2	57:31.392
32	3	1:41.912B	29.204	31.481	41.227	287.2	59:13.304
33	3	6:42.217	5:33.950	32.691	35.576		1:05:55.521
34	3	1:35.772	29.539	31.175	35.058	288.8	1:07:31.293
35	3	1:43.706B	31.279	31.375	41.052	282.0	1:09:14.999
36	2	6:53.095	5:43.074	34.369	35.652		1:16:08.094



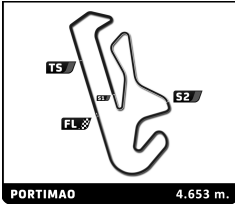


European Le Mans Series
4 Hours of Portimao
Free Practice 1

Sector Analysis

											Lap under Red Flag		Invalidated Lap		Personal Best		Session Best		B Crossing the pit lane		
Lap	D	Time	Sector 1	Sector 2	Sector 3	T. Spd	Elapsed	Lap	D	Time	Sector 1	Sector 2	Sector 3	T. Spd	Elapsed						
37	2	1:36.274	29.335	31.383	35.556	286.5	1:17:44.368	5	2	1:32.246	28.192	30.074	33.980	289.5	8:49.240						
38	2	1:35.055	28.993	31.095	34.967	287.2	1:19:19.423	6	2	1:40.026	28.315	33.992	37.719	293.5	10:29.266						
39	2	1:47.060	B	29.298	31.971	45.791	290.3	7	2	1:34.376	28.579	31.308	34.489	290.3	12:03.642						
40	2	7:26.527	6:18.257	31.146	37.124		1:28:33.010	8	2	1:40.695	B	29.447	31.012	41.236	291.1	13:44.337					
41	2	1:35.158	29.051	31.178	34.929	290.3	1:30:08.168	9	1	4:35.148	3:27.873	32.158	35.117		18:19.485						
28 IDEC Sport Oreca 07 - Gibson 1.Nicolas PINO 3.Job VAN UITERT LMP2 2.Reshad DE GERUS																					
1	3	2:18.773	1:05.780	35.386	37.607		2:18.773	10	1	1:43.031	29.775	31.222	42.034	286.5	20:02.516						
2	3	1:42.927	30.468	34.813	37.646	282.0	4:01.700	11	1	1:44.619	30.889	31.757	41.973	277.6	21:47.135						
3	3	1:37.531	29.494	31.294	36.743	292.7	5:39.231	12	1	1:39.203	30.394	32.526	36.283	282.0	23:26.338						
4	3	1:34.065	28.486	30.410	35.169	291.9	7:13.296	13	1	1:36.848	29.893	31.271	35.684	288.0	25:03.186						
5	3	1:32.997	28.437	30.107	34.453	291.9	8:46.293	14	1	1:38.805	31.523	31.844	35.438	289.5	26:41.991						
6	3	1:37.329	28.515	33.118	35.696	292.7	10:23.622	15	1	1:39.371	B	30.274	33.317	35.780	289.5	28:21.362					
7	3	1:47.025	30.471	34.399	42.155	294.3	12:10.647	16	1	1:36.699	30.128	31.298	35.273	279.8	29:58.061						
8	3	1:34.146	28.539	30.435	35.172	292.7	13:44.793	17	1	1:37.639	30.202	32.216	35.221	290.3	31:35.700						
9	3	1:40.387	B	28.460	30.161	41.766	289.5	18	1	1:35.730	29.458	30.870	35.402	288.0	33:11.430						
10	1	11:37.575	...	32.211	34.915		27:02.755	19	1	1:36.788	30.384	30.873	35.531	281.2	34:48.218						
11	1	1:35.863	29.350	31.000	35.513	285.7	28:38.618	20	1	1:38.918	29.903	32.457	36.558	290.3	36:27.136						
12	1	1:35.078	28.995	31.319	34.764	287.2	30:13.696	21	1	1:37.315	29.713	32.159	35.443	292.7	38:04.451						
13	1	1:42.528	B	28.871	30.956	42.701	289.5	22	1	1:35.749	29.791	30.892	35.066	287.2	39:40.200						
14	1	5:35.252	4:28.945	31.424	34.883		37:31.476	23	1	1:37.751	29.143	31.398	37.210	288.8	41:17.951						
15	1	1:34.936	28.904	30.838	35.194	286.5	39:06.412	24	1	1:35.613	29.598	30.958	35.057	280.5	42:53.564						
16	1	1:35.233	28.813	31.230	35.190	288.8	40:41.645	25	1	1:39.997	B	31.011	34.024	34.962	288.8	44:33.561					
17	1	1:35.485	29.685	30.897	34.903	288.0	42:17.130	26	1	1:35.729	29.124	31.198	35.407	289.5	46:09.290						
18	1	1:36.000	29.588	31.512	34.900	288.8	43:53.130	27	1	1:41.633	B	29.468	31.765	40.400	291.9	47:50.923					
19	1	1:35.262	28.763	30.498	36.001	289.5	45:28.392	28	3	5:17.151	4:10.570	31.274	35.307		53:08.074						
20	1	1:38.105	29.605	33.017	35.483	285.7	47:06.497	29	3	1:36.210	29.085	31.821	35.304	288.0	54:44.284						
21	1	1:34.559	28.982	30.799	34.778	290.3	48:41.056	30	3	1:37.379	30.810	31.361	35.208	288.8	56:21.663						
22	1	1:34.102	28.620	30.752	34.730	290.3	50:15.158	31	3	1:35.446	29.088	31.243	35.115	288.0	57:57.109						
23	1	1:34.545	28.669	30.745	35.131	292.7	51:49.703	32	3	1:34.629	28.856	30.977	34.796	289.5	59:31.738						
24	1	1:34.791	28.736	30.983	35.072	291.1	53:24.494	33	3	1:36.303	29.020	31.681	35.602	288.8	1:01:08.041						
25	1	1:40.786	B	29.299	30.857	40.630	292.7	55:05.280	34	3	1:35.300	28.844	31.214	35.242	289.5	1:02:43.341					
26	2	7:29.292	6:22.808	31.553	34.931		1:02:34.572	35	3	1:35.765	B	29.180	31.475	35.110	285.0	1:04:19.106					
27	2	1:34.905	28.940	31.267	34.698	288.8	1:04:09.477	36	3	1:35.341	28.956	31.177	35.208	288.8	1:05:54.447						
28	2	1:35.440	28.809	30.771	35.860	290.3	1:05:44.917	37	3	1:36.658	29.217	31.278	36.163	288.0	1:07:31.105						
29	2	1:36.458	30.478	30.987	34.993	282.0	1:07:21.375	38	3	1:38.445	31.645	31.631	35.169	285.7	1:09:09.550						
30	2	1:36.197	29.506	30.743	35.948	290.3	1:08:57.572	39	3	2:18.607	28.957	31.771	1:17.879	288.0	1:11:28.157						
31	2	2:10.702	29.172	30.935	1:10.595	285.0	1:11:08.274	40	3	3:31.950	1:13.455	1:02.581	1:15.914	79.6	1:15:00.107						
32	2	3:29.525	1:11.774	1:02.951	1:14.800	79.3	1:14:37.799	41	3	1:45.225	36.876	31.647	36.702	234.8	1:16:45.332						
33	2	1:54.500	47.983	31.698	34.819	78.0	1:16:32.299	42	3	1:34.349	28.958	30.725	34.666	285.7	1:18:19.681						
34	2	1:35.628	29.618	31.192	34.818	288.8	1:18:07.927	43	3	1:40.091	B	29.364	30.806	39.921	288.0	1:19:59.772					
35	2	1:40.054	B	29.115	30.459	40.480	291.1	1:19:47.981	44	2	2:40.770	1:31.518	31.461	37.791		1:22:40.542					
36	2	7:38.915	6:32.652	31.234	35.029		1:27:26.896	45	2	1:36.920	29.043	32.001	35.876	286.5	1:24:17.462						
37	2	1:35.861	29.254	31.230	35.377	288.0	1:29:02.757	46	2	1:34.834	29.053	30.835	34.946	285.0	1:25:52.296						
38	2	1:34.519	B	28.978	30.584	34.957	287.2	1:30:37.276	47	2	1:35.494	29.414	31.198	34.882	288.0	1:27:27.790					
29 Richard Mille by TDS Oreca 07 - Gibson 1.Rodrigo SALES 3.Grégoire SAUCY LMP2 Pro/Am 2.Mathias BECHE																					
1	2	2:21.670	1:06.406	35.348	39.916		2:21.670	30 Duqueine Team Oreca 07 - Gibson 1.Niels KOOLEN 3.James ALLEN LMP2 2.Jean-Baptiste SIMMENAUI								2:22.909					
2	2	1:43.618	29.549	36.502	37.567	282.7	4:05.288	1	3	2:22.909	B	58.684	37.302	46.923		2:22.909					
3	2	1:38.946	28.657	31.633	38.656	288.8	5:44.234	2	3	3:32.629	2:20.235	33.460	38.934		5:55.538						
4	2	1:32.760	28.369	30.037	34.354	288.8	7:16.994	3	3	1:38.497	29.285	34.330	34.882	285.0	7:34.035						
30 Duqueine Team Oreca 07 - Gibson 1.Niels KOOLEN 3.James ALLEN LMP2 2.Jean-Baptiste SIMMENAUI																					
1	3	1:32.900	28.403	30.392	34.105	290.3	9:06.935	4	3	1:32.900	28.403	30.392	34.105	290.3	9:06.935						
5	3	1:34.919	28.747	31.521	34.651	290.3	10:41.854	5	3	1:34.919	28.747	31.521	34.651	290.3	10:41.854						





European Le Mans Series
4 Hours of Portimao
Free Practice 1

Sector Analysis

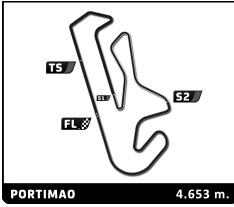
Lap under Red Flag Invalidated Lap Personal Best Session Best Crossing the pit lane

Lap	D	Time	Sector 1	Sector 2	Sector 3	T. Spd	Elapsed	Lap	D	Time	Sector 1	Sector 2	Sector 3	T. Spd	Elapsed
6	3	1:37.478	28.534	31.593	37.351	291.9	12:19.332	11	1	1:45.609	32.766	34.383	38.460	257.8	21:55.882
7	3	1:35.023	28.792	31.044	35.187	291.9	13:54.355	12	1	1:45.374	32.423	34.018	38.933	259.6	23:41.256
8	3	1:43.040	30.253	30.945	41.842	290.3	15:37.395	13	1	1:43.826	31.869	33.253	38.704	262.1	25:25.082
9	1	4:23.699	3:16.690	31.725	35.284		20:01.094	14	1	1:49.776	32.965	34.466	42.345	262.1	27:14.858
10	1	1:36.643	29.889	31.418	35.336	285.0	21:37.737	15	1	1:42.994	31.790	33.126	38.078	260.2	28:57.852
11	1	1:35.024	29.212	31.216	34.596	288.8	23:12.761	16	1	1:42.683	31.913	33.128	37.642	260.2	30:40.535
12	1	1:36.966	30.408	31.174	35.384	289.5	24:49.727	17	1	1:42.919	31.569	33.262	38.088	262.1	32:23.454
13	1	1:35.381	29.190	31.027	35.164	290.3	26:25.108	18	1	1:42.677	31.338	33.125	38.214	263.4	34:06.131
14	1	1:36.643	30.240	31.088	35.315	290.3	28:01.751	19	1	1:51.064	33.174	33.666	44.224	263.4	35:57.195
15	1	1:35.172	29.128	31.124	34.920	287.2	29:36.923	20	2	4:32.052	3:18.922	34.067	39.063		40:29.247
16	1	1:35.220	29.115	31.230	34.875	289.5	31:12.143	21	2	1:44.270	32.141	33.987	38.142	259.0	42:13.517
17	1	1:36.429	28.861	31.064	36.504	290.3	32:48.572	22	2	1:43.292	32.044	33.496	37.752	257.1	43:56.809
18	1	1:35.332	29.014	31.044	35.274	291.1	34:23.904	23	2	1:43.022	32.031	33.200	37.791	260.2	45:39.831
19	1	1:44.824	30.752	31.769	42.303	291.9	36:08.728	24	2	1:45.695	32.930	34.558	38.207	263.4	47:25.526
20	1	4:05.399	2:58.165	31.557	35.677		40:14.127	25	2	1:43.460	31.742	33.129	38.589	261.5	49:08.986
21	1	1:36.915	29.701	31.511	35.703	287.2	41:51.042	26	2	1:43.126	32.075	33.111	37.940	263.4	50:52.112
22	1	1:38.328	30.477	32.603	35.248	289.5	43:29.370	27	2	1:54.725	31.626	33.186	49.913	263.4	52:46.837
23	1	1:35.083	29.259	30.997	34.827	287.2	45:04.453	28	2	1:43.161	32.299	32.942	37.920	261.5	54:29.998
24	1	1:35.003	29.149	30.711	35.143	288.0	46:39.456	29	2	1:49.425	31.533	33.467	44.425	263.4	56:19.423
25	1	1:35.704	29.105	31.340	35.259	289.5	48:15.160	30	1	5:36.216	4:22.953	34.429	38.834		1:01:55.639
26	1	1:34.681	29.055	30.915	34.711	288.8	49:49.841	31	1	1:44.561	32.269	33.583	38.709	260.9	1:03:40.200
27	1	1:34.385	28.861	30.975	34.549	290.3	51:24.226	32	1	1:44.496	32.435	33.450	38.611	260.2	1:05:24.696
28	1	1:42.149	28.888	32.011	41.250	291.9	53:06.375	33	1	1:45.791	31.987	34.258	39.546	261.5	1:07:10.487
29	2	3:52.725	2:45.186	32.265	35.274		56:59.100	34	1	1:44.631	31.963	33.853	38.815	260.9	1:08:55.118
30	2	1:36.056	29.358	31.357	35.341	286.5	58:35.156	35	1	2:22.929	31.868	34.148	1:16.913	261.5	1:11:18.047
31	2	1:35.418	29.029	31.189	35.200	286.5	1:00:10.574	36	2	5:05.891	3:51.259	36.196	38.436		1:16:23.938
32	2	1:37.097	29.961	31.791	35.345	288.8	1:01:47.671	37	2	1:43.297	31.797	33.561	37.939	259.0	1:18:07.235
33	2	1:35.773	29.131	31.195	35.447	287.2	1:03:23.444	38	2	1:44.357	32.245	33.439	38.673	257.8	1:19:51.592
34	2	1:35.352	29.187	31.021	35.144	285.7	1:04:58.796	39	2	1:50.276	31.869	33.627	44.780	259.0	1:21:41.868
35	2	1:35.741	29.198	31.502	35.041	288.8	1:06:34.537	40	2	5:42.389	4:29.736	34.635	38.018		1:27:24.257
36	2	1:34.836	28.999	30.903	34.934	287.2	1:08:09.373	41	2	1:44.720	31.867	33.713	39.140	261.5	1:29:08.977
37	2	1:40.955	28.954	30.971	41.030	288.0	1:09:50.328	42	2	1:50.599	31.728	33.323	45.548	262.1	1:30:59.576
38	2	7:32.069	6:25.055	31.440	35.574		1:17:22.397								
39	2	1:37.272	29.058	31.751	36.463	286.5	1:18:59.669								
40	2	1:43.950	29.583	31.768	42.599	287.2	1:20:43.619								
41	3	3:09.667	2:02.697	31.540	35.430		1:23:53.286								
42	3	1:36.921	30.300	31.562	35.059	288.0	1:25:30.207								
43	3	1:34.590	28.997	30.928	34.665	288.8	1:27:04.797								
44	3	1:35.018	28.817	30.826	35.375	288.0	1:28:39.815								
45	3	1:34.322	28.882	30.998	34.442	287.2	1:30:14.137								

31		Racing Spirit of Lemans		Ligier JS P320 - Nissan			
1. Jacques WOLFF		3. Antoine DOQUIN		LMP3			
2. Jean-Ludovic FOUBERT							
1	3	2:29.287	1:15.619	35.180	38.488	2:29.287	
2	3	1:46.602	32.496	33.239	40.867	257.8	4:15.889
3	3	1:45.258	30.817	31.998	42.443	261.5	6:01.147
4	3	1:39.474	30.712	31.904	36.858	263.4	7:40.621
5	3	1:38.942	30.679	31.799	36.464	264.1	9:19.563
6	3	1:38.980	30.599	31.825	36.556	264.1	10:58.543
7	3	1:39.210	30.731	31.904	36.575	264.7	12:37.753
8	3	1:56.466	32.574	35.803	48.089	265.4	14:34.219
9	1	3:50.331	2:36.383	34.728	39.220		18:24.550
10	1	1:45.723	33.310	33.906	38.507	258.4	20:10.273

34		Inter Europol Competition		Oreca 07 - Gibson			
1. Oliver GRAY		3. Luca GHIOTTO		LMP2			
2. Clément NOVALAK							
1	2	2:26.359	1:11.295	36.997	38.067	2:26.359	
2	2	1:42.463	31.884	33.350	37.229	240.0	4:08.822
3	2	1:45.882	30.857	32.825	42.200	274.1	5:54.704
4	2	1:34.113	28.819	30.606	34.688	289.5	7:28.817
5	2	1:32.827	28.486	30.150	34.191	290.3	9:01.644
6	2	1:38.926	28.281	32.030	38.615	288.8	10:40.570
7	2	1:33.748	28.968	30.468	34.312	291.9	12:14.318
8	2	1:37.473	28.540	32.845	36.088	294.3	13:51.791
9	2	1:42.756	28.407	33.510	40.839	290.3	15:34.547
10	1	4:09.080	3:02.108	31.211	35.761		19:43.627
11	1	1:34.664	28.887	30.837	34.940	288.0	21:18.291
12	1	1:34.680	28.720	31.044	34.916	286.5	22:52.971
13	1	1:35.122	29.191	30.800	35.131	288.0	24:28.093
14	1	1:35.437	30.192	30.687	34.558	288.0	26:03.530
15	1	1:34.058	28.658	30.819	34.581	291.1	27:37.588
16	1	1:35.199	28.704	31.048	35.447	292.7	29:12.787
17	1	1:34.972	28.617	31.649	34.706	289.5	30:47.759
18	1	1:33.975	28.422	30.609	34.944	291.9	32:21.734



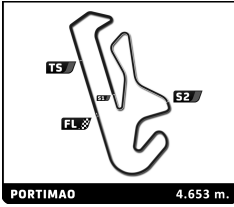


European Le Mans Series 4 Hours of Portimao Free Practice 1

Sector Analysis

Lap under Red Flag													Invalidated Lap	Personal Best	Session Best	B Crossing the pit lane						
Lap	D	Time	Sector 1	Sector 2	Sector 3	T. Spd	Elapsed	Lap	D	Time	Sector 1	Sector 2	Sector 3	T. Spd	Elapsed							
19	1	1:33.477	28.452	30.355	34.670	292.7	33:55.211	19	1	1:44.308	31.688	34.192	38.428	264.1	49:37.281							
20	1	1:34.673	28.842	30.949	34.882	291.9	35:29.884	20	1	1:43.549	31.559	34.111	37.879	263.4	51:20.830							
21	1	1:33.544	28.604	30.582	34.358	289.5	37:03.428	21	1	1:44.338	31.760	34.580	37.998	267.3	53:05.168							
22	1	1:34.673	28.605	30.829	35.239	291.1	38:38.101	22	1	1:43.614	31.755	33.994	37.865	266.7	54:48.782							
23	1	1:43.438	B 30.215	32.108	41.115	292.7	40:21.539	23	1	1:47.134	31.969	36.289	38.876	266.7	56:35.916							
24	3	3:55.448	2:48.660	31.533	35.255		44:16.987	24	1	1:43.675	31.914	33.649	38.112	262.8	58:19.591							
25	3	1:35.895	29.251	31.550	35.094	288.8	45:52.882	25	1	1:54.447	B 32.285	34.532	47.630	265.4	1:00:14.038							
26	3	1:37.219	29.903	31.042	36.274	289.5	47:30.101	26	1	3:34.787	2:23.316	33.779	37.692		1:03:48.825							
27	3	1:37.132	29.853	31.465	35.814	290.3	49:07.233	27	1	1:42.439	31.392	32.946	38.101	264.1	1:05:31.264							
28	3	1:35.351	29.117	31.009	35.225	291.1	50:42.584	28	1	1:48.965	B 31.830	33.566	43.569	266.0	1:07:20.229							
29	3	1:34.924	29.222	30.933	34.769	291.1	52:17.508	29	3	8:25.274	6:48.800	58.254	38.220		1:15:45.503							
30	3	1:35.790	29.588	30.968	35.234	291.9	53:53.298	30	3	1:43.233	32.418	33.173	37.642	260.9	1:17:28.736							
31	3	1:36.053	29.150	31.625	35.278	291.9	55:29.351	31	3	1:42.458	31.652	33.398	37.408	265.4	1:19:11.194							
32	3	1:36.418	29.593	31.147	35.678	295.1	57:05.769	32	3	1:53.283	B 31.771	34.490	47.022	266.7	1:21:04.477							
33	3	1:34.818	29.106	31.018	34.694	290.3	58:40.587	<div style="border: 1px solid black; padding: 5px;"> 37 COOL Racing 1. Lorenzo FLUXA 2. Malthe JAKOBSEN Oreca 07 - Gibson LMP2 3. Ritomo MIYATA </div>							1	2	2:11.655	55.438	37.649	38.568		2:11.655
34	3	1:34.304	28.931	30.790	34.583	290.3	1:00:14.891								2	2	1:43.442	32.858	33.971	36.613	256.5	3:55.097
35	3	1:37.183	29.517	31.318	36.348	291.9	1:01:52.074								3	2	1:35.340	28.918	30.539	35.883	291.9	5:30.437
36	3	1:35.132	29.256	31.112	34.764	285.0	1:03:27.206								4	2	1:36.385	28.477	30.675	37.233	291.9	7:06.822
37	3	1:39.603	B 28.705	30.718	40.180	291.9	1:05:06.809								5	2	1:32.596	28.333	30.098	34.165	293.5	8:39.418
38	2	3:13.304	2:06.346	31.444	35.514		1:08:20.113								6	2	1:38.012	28.518	32.399	37.095	295.1	10:17.430
39	2	1:35.489	29.096	31.344	35.049	291.1	1:09:55.602								7	2	1:40.679	B 28.346	31.168	41.165	292.7	11:58.109
40	2	3:21.867	1:03.037	1:03.719	1:15.111	77.4	1:13:17.469								8	3	9:42.463	8:34.024	31.926	36.513		21:40.572
41	2	2:35.086	1:11.807	47.609	35.670	79.5	1:15:52.555								9	3	1:35.797	29.366	31.384	35.047	282.7	23:16.369
42	2	1:35.864	29.045	31.047	35.772	286.5	1:17:28.419								10	3	1:35.552	28.904	31.147	35.501	290.3	24:51.921
43	2	1:35.513	29.403	31.286	34.824	286.5	1:19:03.932	11	3	1:34.522	28.975	30.800	34.747	289.5	26:26.443							
44	2	1:35.394	29.055	31.068	35.271	291.1	1:20:39.326	12	3	1:35.858	29.948	30.965	34.945	292.7	28:02.301							
45	2	1:35.776	29.409	31.405	34.962	291.1	1:22:15.102	13	3	1:34.992	29.135	30.992	34.865	291.9	29:37.293							
46	2	1:35.203	29.009	31.049	35.145	288.8	1:23:50.305	14	3	1:37.326	31.027	30.867	35.432	295.1	31:14.619							
47	2	1:35.990	29.058	31.114	35.818	290.3	1:25:26.295	15	3	1:34.453	29.125	30.619	34.709	291.9	32:49.072							
48	2	1:34.754	28.941	30.929	34.884	290.3	1:27:01.049	16	3	1:35.040	29.078	30.840	35.122	295.1	34:24.112							
49	2	1:35.436	29.564	31.000	34.872	291.1	1:28:36.485	17	3	1:34.662	28.919	31.129	34.614	297.5	35:58.774							
50	2	1:34.814	28.906	30.821	35.087	292.7	1:30:11.299	18	3	1:33.760	28.709	30.581	34.470	291.9	37:32.534							
<div style="border: 1px solid black; padding: 5px;"> 35 Ultimate 1. François HERIAU 2. Jean-Baptiste LAHAYE Ligier JS P320 - Nissan LMP3 3. Matthieu LAHAYE </div>																						
1	2	2:13.003	54.461	39.244	39.298		2:13.003	19	3	1:40.426	B 28.610	30.772	41.044	291.9	39:12.960							
2	2	1:54.834	B 34.075	35.900	44.859	225.5	4:07.837	20	1	2:42.108	1:34.440	31.642	36.026		41:55.068							
3	2	9:56.566	8:41.456	36.381	38.729		14:04.403	21	1	1:36.266	29.549	31.658	35.059	286.5	43:31.334							
4	2	1:44.547	32.589	32.998	38.960	257.1	15:48.950	22	1	1:36.099	30.314	30.977	34.808	289.5	45:07.433							
5	2	1:40.925	30.984	32.396	37.545	262.8	17:29.875	23	1	1:34.820	29.028	30.810	34.982	291.9	46:42.253							
6	2	1:39.251	30.654	32.168	36.429	264.1	19:09.126	24	1	1:34.629	29.137	30.770	34.722	294.3	48:16.882							
7	2	1:40.171	31.201	32.475	36.495	264.7	20:49.297	25	1	1:34.743	28.921	30.632	35.190	294.3	49:51.625							
8	2	1:39.578	30.778	32.135	36.665	263.4	22:28.875	26	1	1:34.154	28.774	30.781	34.599	293.5	51:25.779							
9	2	1:47.531	B 30.794	32.708	44.029	264.7	24:16.406	27	1	1:41.634	B 28.952	31.287	41.395	293.5	53:07.413							
10	2	7:06.505	5:54.831	33.269	38.405		31:22.911	28	1	8:04.241	6:57.450	31.596	35.195		1:01:11.654							
11	2	1:40.673	31.025	32.895	36.753	263.4	33:03.584	29	1	1:35.259	29.243	31.189	34.827	288.8	1:02:46.913							
12	2	1:40.849	31.131	32.624	37.094	266.7	34:44.433	30	1	1:36.332	29.113	31.544	35.675	290.3	1:04:23.245							
13	2	1:40.574	30.560	32.504	37.510	266.7	36:25.007	31	1	1:35.798	29.681	31.080	35.037	293.5	1:05:59.043							
14	2	1:48.900	B 31.373	33.029	44.498	267.3	38:13.907	32	1	1:35.611	29.284	31.197	35.130	291.1	1:07:34.654							
15	1	4:26.893	3:13.159	34.483	39.251		42:40.800	33	1	1:36.500	29.406	32.063	35.031	292.7	1:09:11.154							
16	1	1:44.400	32.582	33.727	38.091	256.5	44:25.200	34	1	2:30.849	B 29.058	45.611	1:16.180	291.1	1:11:42.003							
17	1	1:43.334	31.421	33.567	38.346	261.5	46:08.534	35	2	3:51.092	2:08.337	1:03.164	39.591		1:15:33.095							
18	1	1:44.439	32.022	33.938	38.479	262.1	47:52.973	36	2	1:36.663	29.273	31.471	35.919	290.3	1:17:09.758							



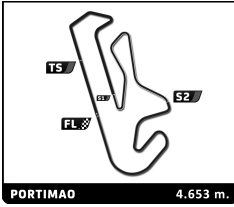


European Le Mans Series 4 Hours of Portimao Free Practice 1

Sector Analysis

Lap under Red Flag							Invalidated Lap		Personal Best	Session Best	B Crossing the pit lane				
Lap	D	Time	Sector 1	Sector 2	Sector 3	T. Spd	Elapsed	Lap	D	Time	Sector 1	Sector 2	Sector 3	T. Spd	Elapsed
37	2	1:35.602	29.403	31.150	35.049	291.9	1:18:45.360	42	2	1:34.580	29.036	30.534	35.010	286.5	1:19:31.788
38	2	1:36.066	29.431	30.985	35.650	291.9	1:20:21.426	43	2	1:35.702	29.857	30.689	35.156	291.9	1:21:07.490
39	2	1:35.149	29.172	30.951	35.026	288.0	1:21:56.575	44	2	1:38.179	30.194	31.226	36.759	286.5	1:22:45.669
40	2	1:34.957	29.055	30.729	35.173	292.7	1:23:31.532	45	2	1:35.445	29.139	30.892	35.414	285.7	1:24:21.114
41	2	1:34.782	28.874	30.732	35.176	291.1	1:25:06.314	46	2	1:35.939	30.007	31.163	34.769	290.3	1:25:57.053
42	2	1:35.571	28.929	30.908	35.734	292.7	1:26:41.885	47	2	1:35.093	29.111	31.008	34.974	290.3	1:27:32.146
43	2	1:36.289	29.905	31.015	35.369	291.1	1:28:18.174	48	2	1:43.605	29.826	38.741	35.038	293.5	1:29:15.751
44	2	1:34.937	28.963	31.035	34.939	293.5	1:29:53.111	49	2	1:35.591	28.974	31.289	35.328	291.9	1:30:51.342
45	2	1:35.915	28.892	31.311	35.711	292.7	1:31:29.026								
43 Inter Europol Competition							Oreca 07 - Gibson								
1. Sebastian ALVAREZ							3. Tom DILLMANN								
2. Vladislav LOMKO							LMP2								
1	3	2:51.854 B	1:21.347	39.615	50.892		2:51.854	1	3	2:13.008	57.152	37.341	38.515		2:13.008
2	3	3:57.426	2:42.013	36.216	39.197		6:49.280	2	3	1:46.093	33.306	34.828	37.959	234.8	3:59.101
3	3	1:46.323	34.315	35.323	36.685	245.5	8:35.603	3	3	1:34.371	28.919	30.914	34.538	286.5	5:33.472
4	3	1:44.469	32.600	32.820	39.049	290.3	10:20.072	4	3	1:33.634	28.513	30.420	34.701	288.8	7:07.106
5	3	1:34.681	28.829	30.324	35.528	291.9	11:54.753	5	3	1:38.579	30.177	31.113	37.289	283.5	8:45.685
6	3	1:33.328	28.286	30.238	34.804	291.9	13:28.081	6	3	1:33.002	28.289	30.496	34.217	289.5	10:18.687
7	3	1:41.904	31.538	36.266	34.100	294.3	15:09.985	7	3	1:32.830	28.253	30.548	34.029	289.5	11:51.517
8	3	1:32.253	28.401	30.168	33.684	291.9	16:42.238	8	3	1:36.299	28.895	31.160	36.244	289.5	13:27.816
9	3	1:35.853	28.758	32.487	34.608	291.9	18:18.091	9	3	1:42.991 B	28.401	32.010	42.580	288.8	15:10.807
10	3	1:41.151 B	28.270	30.247	42.634	291.1	19:59.242	10	1	9:41.812	8:34.254	32.306	35.252		24:52.619
11	3	4:15.542	3:07.507	31.087	36.948		24:14.784	11	1	1:35.720	29.824	31.003	34.893	285.0	26:28.339
12	3	1:34.655	28.912	30.819	34.924	290.3	25:49.439	12	1	1:37.132	29.483	31.501	36.148	286.5	28:05.471
13	3	1:34.563	29.311	30.639	34.613	291.9	27:24.002	13	1	1:38.331	32.159	31.133	35.039	287.2	29:43.802
14	3	1:34.509	29.125	30.976	34.408	291.1	28:58.511	14	1	1:36.766	29.080	32.252	35.434	286.5	31:20.568
15	3	1:33.170	28.470	30.513	34.187	291.9	30:31.681	15	1	1:35.619	29.126	31.528	34.965	287.2	32:56.187
16	3	1:35.449	28.920	31.942	34.587	292.7	32:07.130	16	1	1:35.550	29.362	31.199	34.989	285.7	34:31.737
17	3	1:33.553	28.695	30.669	34.189	292.7	33:40.683	17	1	1:34.634	29.143	30.810	34.681	285.7	36:06.371
18	3	1:40.048 B	28.569	30.456	41.023	292.7	35:20.731	18	1	1:35.684	29.626	31.205	34.853	287.2	37:42.055
19	1	3:17.212	2:10.309	31.442	35.461		38:37.943	19	1	1:34.818	29.130	30.841	34.847	288.8	39:16.873
20	1	1:36.864	30.056	31.420	35.388	294.3	40:14.807	20	1	1:34.879	29.191	30.939	34.749	286.5	40:51.752
21	1	1:36.446	30.309	30.997	35.140	292.7	41:51.253	21	1	1:35.733	29.004	30.991	35.738	285.7	42:27.485
22	1	1:35.251	29.718	31.076	34.457	296.7	43:26.504	22	1	1:36.918	30.422	30.938	35.558	286.5	44:04.403
23	1	1:34.234	28.860	30.638	34.736	291.1	45:00.738	23	1	1:41.880 B	30.115	31.365	40.400	289.5	45:46.283
24	1	1:34.592	28.845	31.176	34.571	291.9	46:35.330	24	2	4:21.963	3:15.373	31.409	35.181		50:08.246
25	1	1:34.041	28.616	30.790	34.635	292.7	48:09.371	25	2	1:34.964	29.238	31.069	34.657	287.2	51:43.210
26	1	1:34.918	28.713	30.781	35.424	294.3	49:44.289	26	2	2:01.382 B	28.564	30.595	1:02.223	288.8	53:44.592
27	1	1:34.949	28.838	30.771	35.340	293.5	51:19.238	27	2	10:09.136	9:02.530	31.561	35.045		1:03:53.728
28	1	1:34.952	28.695	30.777	35.480	293.5	52:54.190	28	2	1:35.841	29.444	30.834	35.563	286.5	1:05:29.569
29	1	1:35.756	29.835	31.112	34.809	291.9	54:29.946	29	2	1:37.955	29.626	31.241	37.088	289.5	1:07:07.524
30	1	1:35.697	28.782	31.237	35.678	292.7	56:05.643	30	2	1:34.753	28.873	30.962	34.918	286.5	1:08:42.277
31	1	1:34.729	29.428	30.618	34.683	288.8	57:40.372	31	2	2:01.368	28.680	30.637	1:02.051	287.2	1:10:43.645
32	1	1:35.143	29.245	30.918	34.980	291.1	59:15.515	32	2	3:29.904 B	1:11.278	1:02.557	1:16.069	79.5	1:14:13.549
33	1	1:34.379	28.958	30.915	34.506	292.7	1:00:49.894	33	3	2:54.005	1:45.583	32.033	36.389		1:17:07.554
34	1	1:40.777 B	28.662	30.699	41.416	292.7	1:02:30.671	34	3	1:35.438	29.064	31.102	35.272	288.8	1:18:42.992
35	2	3:01.128	1:53.403	32.289	35.436		1:05:31.799	35	3	1:34.524	28.824	31.153	34.547	289.5	1:20:17.516
36	2	1:36.796	29.712	31.212	35.872	291.9	1:07:08.595	36	3	1:38.019	28.594	30.637	38.788	285.7	1:21:55.535
37	2	1:35.468	29.124	31.037	35.307	289.5	1:08:44.063	37	3	1:34.538	29.022	30.851	34.665	286.5	1:23:30.073
38	2	2:02.072	29.806	30.718	1:01.548	288.8	1:10:46.135	38	3	1:34.329	28.790	30.564	34.975	285.7	1:25:04.402
39	2	3:28.968	1:11.436	1:02.669	1:14.863	79.4	1:14:15.103	39	3	1:34.180	28.489	30.904	34.787	288.8	1:26:38.582
40	2	2:06.604	58.458	32.715	35.431	79.4	1:16:21.707	40	3	1:35.598	29.093	31.219	35.286	290.3	1:28:14.180
41	2	1:35.501	29.268	30.637	35.596	287.2	1:17:57.208	41	3	1:33.945	28.704	30.694	34.547	288.8	1:29:48.125
42	3							42	3	1:35.049	29.408	30.871	34.770	284.2	1:31:23.174





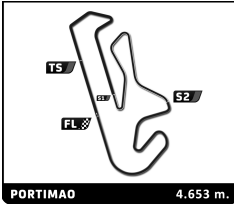
European Le Mans Series 4 Hours of Portimao Free Practice 1

Sector Analysis

Lap under Red Flag Invalidated Lap Personal Best Session Best B Crossing the pit lane

Lap	D	Time	Sector 1	Sector 2	Sector 3	T. Spd	Elapsed	Lap	D	Time	Sector 1	Sector 2	Sector 3	T. Spd	Elapsed				
50 Formula Racing 1.Johnny LAURSEN 2.Conrad LAURSEN								Ferrari 296 LMGT3 LMGT3											
1	1	2:43.467	1:25.292	37.429	40.746		2:43.467	9	1	2:01.928	B 32.848	34.915	54.165	252.9	19:22.183				
2	1	1:47.742	33.249	35.221	39.272	250.0	4:31.209	10	1	10:14.153	8:57.619	36.868	39.666		29:36.336				
3	1	1:45.373	32.540	33.807	39.026	251.2	6:16.582	11	1	1:49.178	33.408	36.391	39.379	250.0	31:25.514				
4	1	1:44.926	32.615	33.726	38.585	251.7	8:01.508	12	1	1:46.421	33.003	34.435	38.983	252.9	33:11.935				
5	1	1:44.619	32.439	33.672	38.508	252.9	9:46.127	13	1	1:46.200	32.870	33.990	39.340	254.7	34:58.135				
6	1	1:47.568	32.625	33.507	41.436	251.7	11:33.695	14	1	1:46.814	32.680	34.434	39.700	253.5	36:44.949				
7	1	1:46.442	33.196	34.200	39.046	248.8	13:20.137	15	1	1:48.923	33.420	35.418	40.085	251.2	38:33.872				
8	1	1:53.255	B 32.808	33.870	46.577	252.3	15:13.392	16	1	1:54.615	B 33.292	35.597	45.726	251.7	40:28.487				
9	1	6:51.185	5:35.277	35.476	40.432		22:04.577	17	1	4:53.032	3:36.745	35.367	40.920		45:21.519				
10	1	1:48.151	34.116	34.356	39.679	251.2	23:52.728	18	1	1:49.848	33.904	35.633	40.311	251.2	47:11.367				
11	1	1:45.393	32.608	33.753	39.032	251.7	25:38.121	19	1	1:46.464	33.365	34.041	39.058	252.9	48:57.831				
12	1	1:45.848	32.904	33.912	39.032	251.7	27:23.969	20	1	2:07.494	33.787	33.113	40.594	254.7	51:05.325				
13	1	1:53.638	B 32.519	34.016	47.103	251.2	29:17.607	21	1	1:49.649	34.360	34.633	40.656	241.1	52:54.974				
14	2	3:42.851	2:29.893	34.407	38.551		33:00.458	22	1	1:47.631	33.333	34.878	39.420	252.9	54:42.605				
15	2	1:43.941	32.227	33.464	38.250	252.9	34:44.399	23	1	1:46.531	32.975	34.152	39.404	252.9	56:29.136				
16	2	1:45.454	32.064	34.823	38.567	255.9	36:29.853	24	1	1:47.620	32.920	34.831	39.869	252.3	58:16.756				
17	2	1:45.926	33.663	33.732	38.531	253.5	38:15.779	25	1	1:55.595	B 33.074	34.778	47.743	254.1	1:00:12.351				
18	2	1:47.362	32.320	33.563	41.479	252.9	40:03.141	26	1	16:16.618	...	39.387	40.827		1:16:28.969				
19	2	1:46.199	33.297	34.226	38.676	254.7	41:49.340	27	1	1:47.740	33.343	34.748	39.649	248.8	1:18:16.709				
20	2	1:45.151	32.189	34.148	38.814	254.1	43:34.491	28	1	1:45.856	32.782	34.316	38.758	251.2	1:20:02.565				
21	2	1:50.490	B 32.403	34.529	43.558	252.9	45:24.981	29	1	1:45.880	32.534	34.061	39.285	251.2	1:21:48.445				
22	2	4:59.866	3:43.352	36.678	39.836		50:24.847	30	1	1:46.563	33.124	34.174	39.265	252.3	1:23:35.008				
23	2	1:44.951	32.742	33.903	38.306	247.7	52:09.798	31	1	1:54.616	B 33.187	34.398	47.031	250.6	1:25:29.624				
24	2	1:47.412	32.046	33.274	42.092	252.3	53:57.210	32	2	2:57.890	1:45.195	34.072	38.623		1:28:27.514				
25	2	1:47.475	31.910	33.740	41.825	251.2	55:44.685	33	2	1:44.526	32.430	33.906	38.190	254.7	1:30:12.040				
26	2	1:49.415	33.355	34.555	41.505	254.1	57:34.100	55 Spirit of Race 1.Duncan CAMERON 2.David PEREL								3.Matthew GRIFFIN Ferrari 296 LMGT3 LMGT3			
27	2	1:43.419	31.970	33.286	38.163	252.9	59:17.519	1	3	2:37.485	1:21.234	35.841	40.410		2:37.485				
28	2	1:43.184	31.938	33.220	38.026	252.9	1:01:00.703	2	3	1:45.216	32.640	33.831	38.745	250.0	4:22.701				
29	2	1:43.118	31.785	33.316	38.017	252.9	1:02:43.821	3	3	1:43.884	32.034	33.362	38.488	252.3	6:06.585				
30	2	1:48.367	B 31.926	33.383	43.058	254.1	1:04:32.188	4	3	1:43.924	32.188	33.535	38.201	254.7	7:50.509				
31	1	3:15.863	1:58.889	36.956	40.018		1:07:48.051	5	3	1:44.700	32.018	33.730	38.952	254.7	9:35.209				
32	1	1:51.403	32.700	34.073	44.630	248.8	1:09:39.454	6	3	1:44.083	32.066	33.478	38.539	252.9	11:19.292				
33	1	3:04.376	45.885	1:03.321	1:15.170	243.8	1:12:43.830	7	3	1:50.805	B 32.185	33.418	45.202	253.5	13:10.097				
34	1	2:55.581	1:12.460	1:03.339	39.782	78.5	1:15:39.411	8	3	3:02.465	1:47.679	35.483	39.303		16:12.562				
35	1	1:46.393	32.747	34.011	39.635	246.6	1:17:25.804	9	3	1:44.551	32.607	33.691	38.253	249.4	17:57.113				
36	1	1:44.660	32.342	34.047	38.271	250.6	1:19:10.464	10	3	1:43.778	32.011	33.617	38.150	251.7	19:40.891				
37	1	1:50.092	32.289			251.2	1:21:00.556	11	3	1:43.594	31.948	33.344	38.302	251.2	21:24.485				
38	1	1:45.921	32.542	33.924	39.455	250.0	1:22:46.477	12	3	1:44.069	32.075	33.574	38.420	251.2	23:08.554				
39	1	2:00.661	B 32.509	38.278	49.874	250.6	1:24:47.138	13	3	1:44.071	31.987	33.426	38.658	252.9	24:52.625				
51 AF Corse 1.Charles-Henri SAMANI 2.Emmanuel COLLARD								3.Nicolas VARRONE Ferrari 296 LMGT3 LMGT3											
1	1	4:50.972	3:30.987	38.927	41.058		4:50.972	14	3	1:51.766	32.532	34.537	44.697	254.1	26:44.391				
2	1	1:46.849	33.002	34.129	39.718	249.4	6:37.821	15	1	4:10.918	2:53.062	37.649	40.207		30:55.309				
3	1	1:45.978	32.598	33.890	39.490	252.3	8:23.799	16	1	1:49.371	34.701	34.232	40.438	251.7	32:44.680				
4	1	1:46.464	33.020	34.456	38.988	251.7	10:10.263	17	1	1:47.592	33.320	34.487	39.785	251.7	34:32.272				
5	1	1:48.030	33.546	34.386	40.098	252.9	11:58.293	18	1	1:48.337	33.189	34.749	40.399	252.3	36:20.609				
6	1	1:47.611	33.234	34.492	39.885	252.9	13:45.904	19	1	1:47.483	33.245	33.982	40.256	250.6	38:08.092				
7	1	1:47.683	33.166	34.900	39.617	251.7	15:33.587	20	1	1:50.703	34.058	35.344	41.301	249.4	39:58.795				
8	1	1:46.668	33.412	33.874	39.382	251.2	17:20.255	21	1	1:48.255	33.767	34.500	39.988	248.8	41:47.050				
								22	1	1:50.556	33.790	36.497	40.269	249.4	43:37.606				
								23	1	1:47.937	33.239	34.262	40.436	252.3	45:25.543				
								24	1	1:54.745	B 32.947	34.393	47.405	251.2	47:20.288				
								25	1	3:50.846	2:34.957	34.738	41.151		51:11.134				



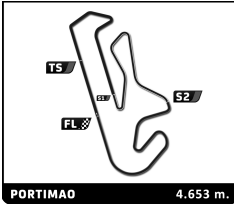


European Le Mans Series 4 Hours of Portimao Free Practice 1

Sector Analysis

Lap under Red Flag													Invalidated Lap	Personal Best	Session Best	B Crossing the pit lane
Lap	D	Time	Sector 1	Sector 2	Sector 3	T. Spd	Elapsed	Lap	D	Time	Sector 1	Sector 2	Sector 3	T. Spd	Elapsed	
26	1	1:47.205	33.150	34.159	39.896	251.2	52:58.339	34	1	1:46.275	33.363	33.971	38.941	252.3	1:03:23.797	
27	1	1:46.171	32.910	33.632	39.629	254.1	54:44.510	35	1	1:45.764	32.566	33.975	39.223	253.5	1:05:09.561	
28	1	1:46.068	32.843	34.026	39.199	254.1	56:30.578	36	1	1:46.159	32.545	34.136	39.478	254.1	1:06:55.720	
29	1	1:47.277	33.231	34.934	39.112	256.5	58:17.855	37	1	1:46.203	32.667	34.317	39.219	251.2	1:08:41.923	
30	1	1:47.411	32.883	34.186	40.342	254.7	1:00:05.266	38	1	2:24.962 B	36.131	35.342	1:13.489	252.9	1:11:06.885	
31	1	1:47.238	33.030	34.807	39.401	250.0	1:01:52.504	39	1	4:08.690	2:04.755	1:04.286	59.649		1:15:15.575	
32	1	1:52.353 B	33.118	33.971	45.264	251.7	1:03:44.857	40	1	1:55.165	34.788	37.243	43.134	244.9	1:17:10.740	
33	1	3:00.018	1:43.395	36.110	40.513		1:06:44.875	41	1	1:49.928	34.736	35.288	39.904	239.5	1:19:00.668	
34	1	1:56.383 B	33.063	34.961	48.359	250.0	1:08:41.258	42	1	1:48.308	32.959	34.127	41.222	251.2	1:20:48.976	
35	1	8:22.076	7:07.446	34.620	40.010		1:17:03.334	43	1	1:45.531	32.857	34.033	38.641	252.9	1:22:34.507	
36	1	1:46.004	32.875	34.154	38.975	247.7	1:18:49.338	44	1	1:49.957	32.827	34.523	42.607	251.7	1:24:24.464	
37	1	2:16.680	32.747	33.306	1:10.627	251.2	1:21:06.018	45	1	1:46.476	32.091	34.013	39.372	252.9	1:26:10.940	
38	1	1:48.614	33.378	34.296	40.940	251.7	1:22:54.632	46	1	1:46.508	32.684	34.256	39.568	252.9	1:27:57.448	
39	1	1:45.817	32.874	33.888	39.055	251.2	1:24:40.449	47	1	1:45.178	32.479	34.252	38.447	254.1	1:29:42.626	
40	1	1:48.130	34.651	34.655	38.824	254.1	1:26:28.579	48	1	1:46.773	32.560	34.322	39.891	254.7	1:31:29.399	
41	1	1:45.302	32.750	33.677	38.875	254.1	1:28:13.881									
42	1	1:46.394	33.182	34.283	38.929	252.9	1:30:00.275									
57		Kessel Racing		3. Daniel SERRA		Ferrari 296 LMGT3		59		Racing Spirit of Leman		3. Valentin HASSE CLOT		Aston Martin Vantage AMR LMGT3		
		1. Takeshi KIMURA				LMGT3				1. Derek DEBOER				LMGT3		
		2. Esteban MASSON								2. Casper STEVENSON						
1	3	2:52.131	1:33.614	38.183	40.334		2:52.131	1	1	2:38.824	1:14.796	40.977	43.051		2:38.824	
2	3	1:50.109	33.880	34.872	41.357	247.1	4:42.240	2	1	1:53.965	36.953	35.880	41.132	208.9	4:32.789	
3	3	1:43.107	31.829	33.256	38.022	254.7	6:25.347	3	1	1:46.644	33.238	33.974	39.432	252.9	6:19.433	
4	3	1:42.759	31.710	33.085	37.964	257.1	8:08.106	4	1	1:47.433	33.242	34.293	39.898	252.3	8:06.866	
5	3	1:46.774	32.259	34.593	39.922	258.4	9:54.880	5	1	1:48.832	33.037	35.810	39.985	254.1	9:55.698	
6	3	1:44.008	32.170	33.290	38.548	255.9	11:38.888	6	1	1:47.436	33.155	34.612	39.669	255.3	11:43.134	
7	3	1:43.543	31.988	33.373	38.182	256.5	13:22.431	7	1	1:48.489	32.781	34.779	40.929	253.5	13:31.623	
8	3	1:44.559	31.994	34.187	38.378	259.0	15:06.990	8	1	1:46.710	32.886	34.161	39.663	252.3	15:18.333	
9	3	1:43.945	32.019	33.316	38.610	253.5	16:50.935	9	1	1:47.330	32.997	34.165	40.168	251.7	17:05.663	
10	3	1:43.588	31.956	33.276	38.356	252.3	18:34.523	10	1	1:55.595 B	33.676	34.862	47.057	251.2	19:01.258	
11	3	1:43.600	32.041	33.433	38.126	253.5	20:18.123	11	3	3:08.143	1:51.947	35.293	40.903		22:09.401	
12	3	1:44.906	32.025	34.013	38.868	254.7	22:03.029	12	3	1:44.131	32.334	33.516	38.281	252.9	23:53.532	
13	3	1:52.899 B	32.572	34.052	46.275	254.7	23:55.928	13	3	1:44.728	32.228	33.645	38.855	257.8	25:38.260	
14	2	2:52.504	1:39.606	34.017	38.881		26:48.432	14	3	1:43.884	32.211	33.178	38.495	257.8	27:22.144	
15	2	1:45.280	32.580	33.771	38.929	253.5	28:33.712	15	3	1:44.039	32.393	33.287	38.359	252.9	29:06.183	
16	2	1:45.234	32.320	34.712	38.202	253.5	30:18.946	16	3	1:44.970	32.277	33.767	38.926	252.3	30:51.153	
17	2	1:44.019	32.059	33.525	38.435	254.1	32:02.965	17	3	1:43.810	32.106	33.335	38.369	255.9	32:34.963	
18	2	1:43.949	32.028	33.367	38.554	255.3	33:46.914	18	3	1:44.060	32.190	33.357	38.513	255.3	34:19.023	
19	2	1:43.514	31.956	33.460	38.098	255.9	35:30.428	19	3	1:43.963	32.090	33.338	38.535	254.7	36:02.986	
20	2	1:44.863	32.175	33.509	39.179	255.3	37:15.291	20	3	1:50.224 B	32.240	33.373	44.611	255.3	37:53.210	
21	2	1:44.441	32.362	33.662	38.417	250.6	38:59.732	21	2	4:33.033	3:18.829	34.512	39.692		42:26.243	
22	2	1:44.126	32.205	33.450	38.471	254.1	40:43.858	22	2	1:51.224 B	33.142	33.688	44.394	251.2	44:17.467	
23	2	1:44.410	32.178	33.709	38.523	253.5	42:28.268	23	2	4:38.312	3:25.725	33.847	38.740		48:55.779	
24	2	1:44.181	32.144	33.530	38.507	254.7	44:12.449	24	2	1:44.084	32.257	33.427	38.400	254.1	50:39.863	
25	2	1:44.451	32.192	33.579	38.680	254.1	45:56.900	25	2	1:43.901	32.116	33.400	38.385	254.7	52:23.764	
26	2	1:44.491	32.634	33.514	38.343	255.9	47:41.391	26	2	1:43.774	32.015	33.296	38.463	255.3	54:07.538	
27	2	1:50.599 B	32.171	34.662	43.766	256.5	49:31.990	27	2	1:43.885	32.165	33.321	38.399	255.3	55:51.423	
28	1	1:48.144	33.555	34.252	40.337	252.3	51:19.303	28	2	1:44.121	32.008	33.526	38.587	255.3	57:35.544	
29	1	1:47.144	33.181	34.038	39.925	251.7	54:06.447	29	2	1:44.091	32.131	33.378	38.582	255.3	59:19.635	
30	1	1:46.805	33.018	34.389	39.398	252.9	57:53.252	30	2	1:43.706	31.989	33.258	38.459	255.3	1:01:03.341	
31	1	1:54.960	32.912	41.812	40.236	252.9	59:48.212	31	2	1:43.546	31.943	33.258	38.345	255.3	1:02:46.887	
32	1	1:49.310	32.577	36.139	39.594	252.9	1:01:37.522	32	2	1:49.606 B	32.028	33.298	44.280	256.5	1:04:36.493	
								33	1	3:28.826	2:08.048	37.746	43.032		1:08:05.319	
								34	1	1:48.250	33.398	34.851	40.001	250.0	1:09:53.569	
								35	1	3:23.132	1:04.466	1:03.673	1:14.993	78.9	1:13:16.701	





European Le Mans Series 4 Hours of Portimao Free Practice 1

Sector Analysis

Lap under Red Flag Invalidated Lap Personal Best Session Best B Crossing the pit lane

Lap	D	Time	Sector 1	Sector 2	Sector 3	T. Spd	Elapsed	Lap	D	Time	Sector 1	Sector 2	Sector 3	T. Spd	Elapsed
36	1	2:41.142	1:11.973	49.453	39.716	79.1	1:15:57.843	8	3	1:43.323	32.034	33.054	38.235	252.3	15:53.402
37	1	1:46.017	32.741	34.272	39.004	249.4	1:17:43.860	9	3	1:43.450	31.935	33.010	38.505	254.1	17:36.852
38	1	1:46.710	32.533	34.181	39.996	252.3	1:19:30.570	10	3	1:43.736	32.049	33.048	38.639	252.9	19:20.588
39	1	1:46.257	33.331	33.739	39.187	255.3	1:21:16.827	11	3	1:43.678	31.982	33.277	38.419	252.3	21:04.266
40	1	1:45.643	32.435	34.153	39.055	251.7	1:23:02.470	12	3	1:46.547	32.977	33.787	39.783	251.2	22:50.813
41	1	1:46.866	32.777	34.779	39.310	252.9	1:24:49.336	13	3	1:43.801	32.331	33.280	38.190	252.9	24:34.614
42	1	1:45.805	32.570	34.118	39.117	252.3	1:26:35.141	14	3	1:43.542	31.957	33.114	38.471	254.1	26:18.156
43	1	1:47.755	32.698	34.494	40.563	253.5	1:28:22.896	15	3	1:43.986	32.153	33.162	38.671	251.7	28:02.142
44	1	1:54.575 B	32.900	34.991	46.684	256.5	1:30:17.471	16	3	1:54.268	36.498	34.460	43.310	253.5	29:56.410

60 **Proton Competition**
 1. Claudio SCHIAVONI 3. Julien ANDLAUER
 2. Matteo CRESSONI LMGT3

1	2	2:42.105	1:25.138	36.163	40.804		2:42.105	17	3	1:53.065	35.413	35.519	42.133	254.1	31:49.475
2	2	1:45.326	32.811	33.771	38.744	250.6	4:27.431	18	3	1:43.624	32.143	33.144	38.337	253.5	33:33.099
3	2	1:43.603	32.015	33.418	38.170	252.9	6:11.034	19	3	1:51.903 B	32.136	33.266	46.501	254.1	35:25.002
4	2	1:43.999	32.219	33.574	38.206	253.5	7:55.033	20	1	6:51.315	5:32.144	37.176	41.995		42:16.317
5	2	1:43.627	31.971	33.563	38.093	253.5	9:38.660	21	1	1:48.863	34.618	34.827	39.418	243.2	44:05.180
6	2	1:43.756	32.102	33.595	38.059	254.1	11:22.416	22	1	1:45.745	32.730	33.958	39.057	250.6	45:50.925
7	2	1:44.177	32.186	33.595	38.396	255.3	13:06.593	23	1	1:44.715	32.398	33.781	38.536	251.7	47:35.640
8	2	1:52.046 B	32.416	34.125	45.505	252.3	14:58.639	24	1	1:44.373	32.261	33.487	38.625	253.5	49:20.013
9	2	6:00.218	4:43.792	36.979	39.447		20:58.857	25	1	1:45.477	32.508	33.950	39.019	252.3	51:05.490
10	2	1:44.183	32.341	33.817	38.025	247.7	22:43.040	26	1	1:45.925	32.915	33.669	39.341	256.5	52:51.415
11	2	1:43.317	32.071	33.232	38.014	250.0	24:26.357	27	1	1:48.397	32.420	36.068	39.909	252.3	54:39.812
12	2	1:58.725 B	32.696	35.969	50.060	253.5	26:25.082	28	1	1:44.851	32.220	33.566	39.065	252.3	56:24.663
13	2	21:50.870	...	36.599	39.870		48:15.952	29	1	1:45.104	32.466	33.644	38.994	252.3	58:09.767
14	2	1:44.424	32.679	33.622	38.123	252.3	50:00.376	30	1	1:57.047 B	32.575	35.751	48.721	252.9	1:00:06.814
15	2	1:43.083	31.963	33.219	37.901	253.5	51:43.459	31	2	5:58.779 B	4:36.770	34.888	47.121		1:06:05.593
16	2	1:57.364 B	33.363	35.167	48.834	254.1	53:40.823	32	2	8:47.442	6:29.665	1:02.896	1:14.881		1:14:53.035
17	1	4:15.605	2:59.178	36.070	40.357		57:56.428	33	2	2:00.599	42.439	37.625	40.535	175.6	1:16:53.634
18	1	1:51.677	33.537	37.054	41.086	248.8	59:48.105	34	2	1:44.618	32.230	33.459	38.929	250.0	1:18:38.252
19	1	1:51.771	35.896	36.019	39.856	230.3	1:01:39.876	35	2	1:43.743	32.079	33.428	38.236	252.3	1:20:21.995
20	1	1:47.424	33.265	34.379	39.780	251.2	1:03:27.300	36	2	1:43.975	32.236	33.286	38.453	255.9	1:22:05.970
21	1	1:47.335	33.075	34.620	39.640	251.2	1:05:14.635	37	2	1:44.035	32.146	33.464	38.425	252.3	1:23:50.005
22	1	1:53.656	36.879	36.239	40.538	251.2	1:07:08.291	38	2	1:44.026	32.181	33.459	38.386	252.3	1:25:34.031
23	1	1:57.557 B	33.144	34.648	49.765	250.0	1:09:05.848	39	2	1:43.902	32.220	33.414	38.268	253.5	1:27:17.933
24	1	8:08.685	6:42.473	41.193	45.019		1:17:14.533	40	2	1:52.916	32.280	33.924	46.712	252.3	1:29:10.849
25	1	1:52.739	34.773	36.405	41.561	246.6	1:19:07.272	41	2	1:44.704	32.362	33.656	38.686	254.1	1:30:55.553
26	1	1:53.417	33.438	34.736	45.243	248.3	1:21:00.689								
27	1	1:51.433	35.840	34.902	40.691	241.6	1:22:52.122								
28	1	1:47.974	33.303	34.788	39.883	247.1	1:24:40.096								
29	1	1:51.146	36.804	34.599	39.743	248.3	1:26:31.242								
30	1	1:47.670	33.036	34.326	40.308	250.6	1:28:18.912								
31	1	1:47.183	32.828	34.894	39.461	251.7	1:30:06.095								

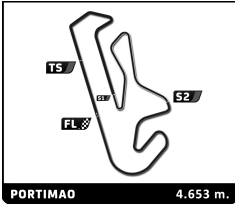
63 **Iron Lynx**
 1. Hiroshi HAMAGUCHI 3. Andrea CALDARELLI
 2. Axcil JEFFERIES LMGT3

1	3	3:12.954	1:55.718	36.972	40.264		3:12.954								
2	3	1:48.451	32.912	37.355	38.184	250.0	5:01.405								
3	3	1:53.888	31.895	32.995	48.998	251.7	6:55.293								
4	3	1:43.595	31.991	33.060	38.544	253.5	8:38.888								
5	3	1:43.208	31.941	32.919	38.348	254.7	10:22.096								
6	3	1:57.570	34.607	37.867	45.096	252.9	12:19.666								
7	3	1:50.413	33.585	35.541	41.287	253.5	14:10.079								

65 **Panis Racing**
 1. Manuel MALDONADO 3. Arthur LECLERC
 2. Charles MILESI Oreca 07 - Gibson
 LMP2

1	2	4:00.100	2:42.744	37.491	39.865		4:00.100								
2	2	1:41.739	31.455	32.857	37.427	252.9	5:41.839								
3	2	1:38.607	29.380	30.395	38.832	290.3	7:20.446								
4	2	1:33.352	28.603	30.336	34.413	291.9	8:53.798								
5	2	1:32.882	28.490	30.279	34.113	291.1	10:26.680								
6	2	1:33.715	28.427	30.923	34.365	292.7	12:00.395								
7	2	1:37.097	28.674	30.356	38.067	292.7	13:37.492								
8	2	1:36.335	28.372	31.445	36.518	291.9	15:13.827								
9	2	1:39.589 B	28.384	30.566	40.639	291.9	16:53.416								
10	1	6:47.743	5:40.363	31.461	35.919		23:41.159								
11	1	1:35.818	29.765	31.226	34.827	290.3	25:16.977								
12	1	1:34.427	29.145	30.851	34.431	289.5	26:51.404								
13	1	1:35.358	29.102	31.076	35.180	289.5	28:26.762								
14	1	1:36.366	29.271	31.074	36.021	291.9	30:03.128								
15	1	1:36.695	29.473	32.337	34.885	285.7	31:39.823								
16	1	1:34.991	28.834	31.002	35.155	291.9	33:14.814								



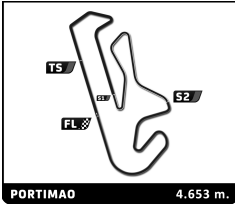


European Le Mans Series 4 Hours of Portimao Free Practice 1

Sector Analysis

Lap under Red Flag													Invalidated Lap	Personal Best	Session Best	B Crossing the pit lane
Lap	D	Time	Sector 1	Sector 2	Sector 3	T. Spd	Elapsed	Lap	D	Time	Sector 1	Sector 2	Sector 3	T. Spd	Elapsed	
17	1	1:34.618	29.351	30.838	34.429	295.1	34:49.432	27	1	1:51.488	37.097	34.514	39.877	243.8	52:56.244	
18	1	1:36.723	29.699	31.948	35.076	291.9	36:26.155	28	1	1:47.230	33.000	34.381	39.849	254.7	54:43.474	
19	1	1:36.229	29.926	30.993	35.310	292.7	38:02.384	29	1	1:46.404	32.974	34.303	39.127	255.9	56:29.878	
20	1	1:41.367 B	29.135	30.873	41.359	289.5	39:43.751	30	1	1:56.215 B	33.549	35.811	46.855	253.5	58:26.093	
21	1	14:16.050	...	31.537	35.122		53:59.801	31	3	3:34.247	2:20.802	34.011	39.434		1:02:00.340	
22	1	1:35.749	29.435	31.883	34.431	288.8	55:35.550	32	3	1:45.115	32.412	34.236	38.467	252.3	1:03:45.455	
23	1	1:33.768	28.776	30.714	34.278	290.3	57:09.318	33	3	1:44.227	32.225	33.799	38.203	254.1	1:05:29.682	
24	1	1:33.537	28.574	30.571	34.392	291.9	58:42.855	34	3	1:44.361	32.117	33.761	38.483	255.3	1:07:14.043	
25	1	1:38.988	29.527	31.113	38.348	291.9	1:00:21.843	35	3	1:44.610	32.169	33.959	38.482	254.1	1:08:58.653	
26	1	1:42.945 B	28.969	30.768	43.208	291.9	1:02:04.788	36	3	2:25.276 B	32.207	36.657	1:16.412	254.1	1:11:23.929	
27	3	3:05.113	1:56.668	32.915	35.530		1:05:09.901	37	3	4:38.338	3:14.966	44.755	38.617		1:16:02.267	
28	3	1:34.845	29.025	31.037	34.783	288.0	1:06:44.746	38	3	1:43.702	32.076	33.512	38.114	251.2	1:17:45.969	
29	3	1:35.651	28.841	31.249	35.561	290.3	1:08:20.397	39	3	1:44.130	31.754	33.453	38.923	254.1	1:19:30.099	
30	3	1:45.350	30.951	33.160	41.239	290.3	1:10:05.747	40	3	1:43.299	31.956	33.319	38.024	252.9	1:21:13.398	
31	3	3:35.262	1:11.542	1:02.584	1:21.136	79.4	1:13:41.009	41	3	1:43.494	31.888	33.634	37.972	252.9	1:22:56.892	
32	3	2:23.233	1:11.248	36.550	35.435	79.2	1:16:04.242	42	3	1:44.276	32.467	33.355	38.454	254.1	1:24:41.168	
33	3	1:36.292	29.676	31.428	35.188	285.0	1:17:40.534	43	3	1:46.209	34.052	33.890	38.267	255.9	1:26:27.377	
34	3	1:35.210	28.946	31.163	35.101	287.2	1:19:15.744	44	3	1:43.860	32.249	33.499	38.112	253.5	1:28:11.237	
35	3	1:36.771	28.827	32.201	35.743	289.5	1:20:52.515	45	3	1:49.260 B	31.934	33.511	43.815	254.7	1:30:00.497	
36	3	1:34.477	28.939	30.843	34.695	288.0	1:22:26.992	77 Proton Competition Orega 07 - Gibson								
37	3	1:35.482	29.779	30.685	35.018	290.3	1:24:02.474	1.Giorgio RODA 3.Bent VISCAAL LMP2 Pro/Am								
38	3	1:35.119	28.912	30.976	35.231	289.5	1:25:37.593	2.René BINDER								
39	3	1:42.203 B	29.302	32.576	40.325	288.0	1:27:19.796	1	3	3:12.669	1:57.220	35.889	39.560		3:12.669	
40	2	2:40.270	1:33.416	31.914	34.940		1:30:00.066	2	3	1:38.033	30.229	32.506	35.298	279.8	4:50.702	
66 JMW Motorsport Ferrari 296 LMGT3																
1.Scott NOBLE 3.Ben TUCK LMGT3																
2.Jason HART																
1	2	2:50.524	1:30.502	39.666	40.356		2:50.524	3	3	1:34.401	29.146	30.473	34.782	287.2	6:25.103	
2	2	1:47.628	32.981	34.413	40.234	248.3	4:38.152	4	3	1:35.706	29.287	31.195	35.224	291.9	8:00.809	
3	2	1:44.654	32.474	33.715	38.465	253.5	6:22.806	5	3	1:33.643	28.627	30.619	34.397	288.8	9:34.452	
4	2	1:44.311	32.044	33.691	38.576	254.7	8:07.117	6	3	1:34.089	28.905	30.668	34.516	289.5	11:08.541	
5	2	1:45.536	32.985	34.152	38.399	257.1	9:52.653	7	3	1:34.266	28.881	30.776	34.609	290.3	12:42.807	
6	2	1:44.736	32.230	33.655	38.851	253.5	11:37.389	8	3	1:34.428	28.636	30.750	35.042	288.8	14:17.235	
7	2	1:44.523	32.063	33.719	38.741	255.9	13:21.912	9	3	1:35.438	29.802	30.884	34.752	286.5	15:52.673	
8	2	1:52.713 B	32.261	35.073	45.379	254.1	15:14.625	10	3	1:34.448	28.748	30.968	34.732	288.8	17:27.121	
9	2	3:11.106	1:53.602	36.220	41.284		18:25.731	11	3	1:34.734	28.846	30.960	34.928	291.9	19:01.855	
10	2	1:49.417	33.616	35.394	40.407	248.3	20:15.148	12	3	1:34.044	28.638	30.965	34.441	288.8	20:35.899	
11	2	1:58.599	32.293	41.929	43.377	251.7	22:13.747	13	3	1:33.852	28.711	30.628	34.513	289.5	22:09.751	
12	2	1:44.174	32.415	33.540	38.219	251.7	23:57.921	14	3	1:44.704 B	29.343	31.971	43.390	291.9	23:54.455	
13	2	1:43.879	32.162	33.450	38.267	254.7	25:41.800	15	2	11:14.257	...	31.978	36.688		35:08.712	
14	2	1:44.435	32.237	33.553	38.645	253.5	27:26.235	16	2	1:36.808	30.419	31.063	35.326	290.3	36:45.520	
15	2	1:51.913 B	32.262	33.741	45.910	254.1	29:18.148	17	2	1:36.024	29.162	30.764	36.098	286.5	38:21.544	
16	1	3:30.679	2:16.942	34.174	39.563		32:48.827	18	2	1:36.748	29.124	31.073	36.551	287.2	39:58.292	
17	1	1:48.051	33.297	35.084	39.670	252.9	34:36.878	19	2	1:35.879	29.815	30.707	35.357	286.5	41:34.171	
18	1	1:46.127	32.527	34.210	39.390	252.9	36:23.005	20	2	1:34.251	28.703	30.593	34.955	288.8	43:08.422	
19	1	1:49.055	33.206	35.227	40.622	251.7	38:12.060	21	2	1:34.000	28.662	30.520	34.818	289.5	44:42.422	
20	1	1:49.284	33.253	35.588	40.443	251.2	40:01.344	22	2	1:34.221	28.711	30.431	35.079	291.9	46:16.643	
21	1	1:50.320	34.891	35.820	39.609	248.8	41:51.664	23	2	1:34.181	28.575	30.637	34.969	291.1	47:50.824	
22	1	1:48.401	33.147	34.532	40.722	254.1	43:40.065	24	2	1:41.805 B	29.073	30.919	41.813	294.3	49:32.629	
23	1	1:57.896	39.304	37.720	40.872	251.2	45:37.961	25	2	5:36.945	4:25.039	36.205	35.701		55:09.574	
24	1	1:49.263	33.272	36.322	39.669	250.6	47:27.224	26	2	1:34.416	28.724	30.597	35.095	289.5	56:43.990	
25	1	1:47.858	33.347	34.234	40.277	252.3	49:15.082	27	2	1:35.510	28.776	30.933	35.801	291.9	58:19.500	
26	1	1:49.674	33.430	35.002	41.242	253.5	51:04.756	28	2	1:35.971	29.885	30.950	35.136	287.2	59:55.471	
								29	2	1:36.820	29.043	32.277	35.500	293.5	1:01:32.291	
								30	2	1:34.641	28.687	30.710	35.244	290.3	1:03:06.932	
								31	2	1:39.925 B	28.529	31.026	40.370	291.9	1:04:46.857	



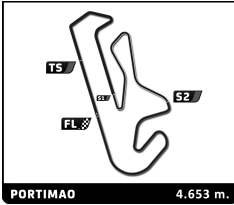


European Le Mans Series 4 Hours of Portimao Free Practice 1

Sector Analysis

Lap under Red Flag							Invalidated Lap		Personal Best	Session Best	B Crossing the pit lane				
Lap	D	Time	Sector 1	Sector 2	Sector 3	T. Spd	Elapsed	Lap	D	Time	Sector 1	Sector 2	Sector 3	T. Spd	Elapsed
32	1	4:14.005	3:05.433	32.601	35.971		1:09:00.862	38	2	2:08.419	1:00.093	32.658	35.668	79.4	1:16:19.448
33	1	2:17.643	29.675	32.903	1:15.065	289.5	1:11:18.505	39	2	1:34.964	28.726	31.257	34.981	287.2	1:17:54.412
34	1	3:29.703	1:11.741	1:02.845	1:15.117	79.5	1:14:48.208	40	2	1:35.254 28.663	30.675	35.916	288.8	1:19:29.666	
35	1	1:52.822	43.286	32.455	37.081	162.9	1:16:41.030	41	2	1:35.267	28.915	30.917	35.435	285.0	1:21:04.933
36	1	1:36.750	29.228	31.636	35.886	288.8	1:18:17.780	42	2	1:39.134	30.079	32.302	36.753	288.0	1:22:44.067
37	1	1:36.432	29.560	31.360	35.512	291.1	1:19:54.212	43	2	1:35.440 28.712	30.836	35.892	288.8	1:24:19.507	
38	1	1:35.887	29.091	31.446	35.350	288.0	1:21:30.099	44	2	1:43.446	29.711	34.385	39.350	289.5	1:26:02.953
39	1	1:35.913	28.937	31.711	35.265	291.1	1:23:06.012	45	2	1:34.597 28.949	30.631	35.017	288.8	1:27:37.550	
40	1	1:35.752	29.058	31.440	35.254	291.1	1:24:41.764	46	2	1:34.351	28.661	30.826	34.864	289.5	1:29:11.901
41	1	1:41.623 32.680	31.980	36.963	292.7	1:26:23.387	47	2	1:50.305 33.843 B	33.192	43.270	294.3	1:31:02.206		
42	1	1:37.344	29.448	31.512	36.384	290.3	1:28:00.731	85 Iron Dames Porsche 911 GT3 R LMGT3 LMGT3							
43	1	1:37.356 29.439	31.708	36.209	290.3	1:29:38.087	1.Sarah BOVY								
44	1	1:34.927	28.868	30.928	35.131	291.1	1:31:13.014	2.Rahel FREY							
83 AF Corse Oreca 07 - Gibson							3.Michelle GATTING								
1.François PERRODO							LMGT3								
2.Matthieu VAXIVIERE							2.Rahel FREY								
1	1	2:24.369	1:07.078	38.066	39.225		2:24.369	1	3	2:47.259	1:23.440	41.183	42.636		2:47.259
2	1	1:43.876	30.975	33.437	39.464	282.7	4:08.245	2	3	1:44.839	32.519	33.456	38.864	251.7	4:32.098
3	1	1:44.916 29.944	31.124	43.848	285.7	5:53.161	3	3	1:46.169	31.906	33.895	40.368	256.5	6:18.267	
4	1	1:36.473	29.286	31.285	35.902	288.0	7:29.634	4	3	1:45.918	31.817	33.339	40.762	255.9	8:04.185
5	1	1:35.740	29.421	31.304	35.015	287.2	9:05.374	5	3	1:42.906 31.732	33.314	37.860	255.9	9:47.091	
6	1	1:42.870 29.334	33.605	39.931	291.1	10:48.244	6	3	1:50.769 B	32.013	33.619	45.137	256.5	11:37.860	
7	1	1:35.372 29.315	30.961	35.096	291.1	12:23.616	7	3	4:39.416	3:24.518	35.731	39.167		16:17.276	
8	1	1:35.617 29.205	31.500	34.912	290.3	13:59.233	8	3	1:44.975	32.374	34.311	38.290	252.9	18:02.251	
9	1	1:35.457 29.437	31.084	34.936	290.3	15:34.690	9	3	1:44.152	31.723	33.238	39.191	255.3	19:46.403	
10	1	1:43.013 B	29.982	30.772	42.259	294.3	17:17.703	10	3	1:43.321 31.811	33.427	38.083	253.5	21:29.724	
11	3	4:33.320	3:26.164	31.647	35.509		21:51.023	11	3	1:43.055	31.778	33.212	38.065	254.1	23:12.779
12	3	1:35.932	29.018	31.091	35.823	288.8	23:26.955	12	3	1:51.304 B	32.459	34.242	44.603	256.5	25:04.083
13	3	1:40.104	29.545	31.234	39.325	289.5	25:07.059	13	3	3:38.494	2:16.896	38.286	43.312		28:42.577
14	3	1:44.308 B	29.007	31.818	43.483	291.1	26:51.367	14	3	1:44.962	32.478	33.800	38.684	248.8	30:27.539
15	3	6:59.358	5:52.345	31.838	35.175		33:50.725	15	3	1:45.572 31.904	33.723	39.945	252.9	32:13.111	
16	3	1:33.604	28.675	30.732	34.197	290.3	35:24.329	16	3	1:43.943	32.213	33.232	38.498	255.3	33:57.054
17	3	1:34.953	28.670	30.982	35.301	291.1	36:59.282	17	3	1:43.197	31.824	33.303	38.070	255.9	35:40.251
18	3	1:34.705	28.559	30.591	35.555	290.3	38:33.987	18	3	1:44.955	31.850	33.402	39.703	255.3	37:25.206
19	3	1:35.675	28.588	30.983	36.104	288.8	40:09.662	19	3	1:50.692 B	32.069	33.556	45.067	252.9	39:15.898
20	3	1:37.115	28.847	31.969	36.299	291.1	41:46.777	20	2	3:53.243	2:39.783	34.164	39.296		43:09.141
21	3	1:35.919	29.301	31.060	35.558	282.7	43:22.696	21	2	1:46.407	32.303	34.342	39.762	253.5	44:55.548
22	3	1:33.640	28.546	30.557	34.537	288.8	44:56.336	22	2	1:44.711	32.391	33.517	38.803	254.1	46:40.259
23	3	1:33.895 28.600	30.735	34.560	291.9	46:30.231	23	2	1:44.609	32.598	33.488	38.523	254.7	48:24.868	
24	3	1:36.398	28.569	30.478	37.351	291.1	48:06.629	24	2	1:44.172 31.952	33.465	38.755	255.3	50:09.040	
25	3	1:33.328	28.429	30.528	34.371	291.9	49:39.957	25	2	1:44.588	32.074	33.789	38.725	256.5	51:53.628
26	3	1:43.470 B	29.225	32.853	41.392	291.1	51:23.427	26	2	1:44.208	32.120	33.373	38.715	255.9	53:37.836
27	3	2:47.602	1:40.395	31.218	35.989		54:11.029	27	2	1:43.710	31.935	33.378	38.397	254.7	55:21.546
28	3	1:34.727	28.860	31.139	34.728	290.3	55:45.756	28	2	1:44.053	32.025	33.398	38.630	255.3	57:05.599
29	3	1:35.427 29.102	31.422	34.903	294.3	57:21.183	29	2	1:51.302 B	32.216	33.926	45.160	255.9	58:56.901	
30	3	1:34.734	28.936	31.057	34.741	290.3	58:55.917	30	2	5:57.306	4:44.596	34.041	38.669		1:04:54.207
31	3	1:34.415	28.758	30.885	34.772	290.3	1:00:30.332	31	2	1:43.986 31.928	33.678	38.380	254.7	1:06:38.193	
32	3	1:42.060 B	28.941	31.245	41.874	291.9	1:02:12.392	32	2	1:45.412	32.050	33.418	39.944	254.1	1:08:23.605
33	2	2:16.946 2:08.987	31.993	35.966	1:05:29.338	33	2	1:59.647 B	32.096	33.668	53.883	252.3	1:10:23.252		
34	2	1:36.124	29.251	31.083	35.790	289.5	1:07:05.462	34	1	5:20.120	3:39.712	1:01.515	38.893		1:15:43.372
35	2	1:35.729	29.060	31.205	35.464	289.5	1:08:41.191	35	1	1:47.238	32.450	33.712	41.076	250.0	1:17:30.610
36	2	2:01.821	28.994	30.973	1:01.854	286.5	1:10:43.012	36	1	1:44.963	32.376	34.074	38.513	255.3	1:19:15.573
37	2	1:36.124	29.251	31.083	35.790	289.5	1:07:05.462	37	1	1:45.394	32.325	33.885	39.184	254.1	1:21:00.967
38	1	1:35.729	29.060	31.205	35.464	289.5	1:08:41.191	38	1	1:45.964 32.525	34.305	39.134	251.7	1:22:46.931	
39	1	2:01.821	28.994	30.973	1:01.854	286.5	1:10:43.012	39	1	1:45.339	32.444	33.802	39.093	255.3	1:24:32.270
40	1	3:28.017	1:11.354	1:02.441	1:14.222	79.5	1:14:11.029	40	1	1:45.286	32.827	33.691	38.768	252.3	1:26:17.556





European Le Mans Series 4 Hours of Portimao Free Practice 1

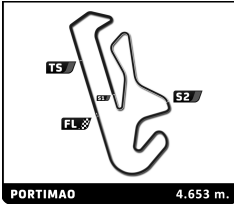
Sector Analysis

Lap under Red Flag Invalidated Lap Personal Best Session Best B Crossing the pit lane

Lap	D	Time	Sector 1	Sector 2	Sector 3	T. Spd	Elapsed	Lap	D	Time	Sector 1	Sector 2	Sector 3	T. Spd	Elapsed
41	1	1:44.783	32.192	33.829	38.762	252.9	1:28:02.339	1	3	2:28.384	1:13.840	36.147	38.397		2:28.384
42	1	1:44.035	32.133	33.499	38.403	256.5	1:29:46.374	2	3	1:43.569	32.585	33.555	37.429	251.7	4:11.953
43	1	1:45.668	32.588	33.853	39.227	254.7	1:31:32.042	3	3	1:46.422	31.781	34.531	40.110	263.4	5:58.375
86 GR Racing 1. Michael WAINWRIGHT 3. Davide RIGON Ferrari 296 LMGTS 2. Riccardo PERA LMGTS															
1	2	2:32.157	1:14.392	35.987	41.778		2:32.157	4	3	1:40.059	31.169	32.585	36.305	263.4	7:38.434
2	2	1:46.656	32.547	33.590	40.519	251.2	4:18.813	5	3	1:39.391	30.886	32.230	36.275	264.1	9:17.825
3	2	1:45.146	31.989	32.993	40.164	252.3	6:03.959	6	3	1:39.266	30.773	32.203	36.290	264.1	10:57.091
4	2	1:43.694	31.892	33.053	38.749	252.3	7:47.653	7	3	1:38.986	30.555	32.132	36.299	263.4	12:36.077
5	2	1:42.806	31.992	33.078	37.736	253.5	9:30.459	8	3	1:45.237	30.760	32.632	41.845	264.7	14:21.314
6	2	1:43.491	32.099	33.277	38.115	252.9	11:13.950	9	3	1:48.941	B 30.637	32.097	46.207	262.1	16:10.255
7	2	1:43.825	32.072	33.336	38.417	252.9	12:57.775	10	2	3:44.036	2:30.572	33.481	39.983		19:54.291
8	2	1:48.870	B 32.089	33.311	43.470	252.3	14:46.645	11	2	1:42.577	32.067	33.021	37.489	261.5	21:36.868
9	1	3:17.998	2:02.125	35.749	40.124		18:04.643	12	2	1:41.939	31.909	32.916	37.114	257.8	23:18.807
10	1	1:48.488	34.088	34.477	39.923	251.7	19:53.131	13	2	1:40.986	31.264	32.824	36.898	262.8	24:59.793
11	1	1:48.041	33.365	34.650	40.026	250.0	21:41.172	14	2	1:40.680	31.207	32.657	36.816	262.8	26:40.473
12	1	1:49.115	33.488	35.313	40.314	250.0	23:30.287	15	2	1:41.086	31.132	32.805	37.149	260.9	28:21.559
13	1	1:51.194	34.547	35.538	41.109	251.2	25:21.481	16	2	1:41.270	31.297	32.562	37.411	263.4	30:02.829
14	1	1:57.980	34.153	36.083	47.744	251.7	27:19.461	17	2	1:42.848	31.274	33.695	37.879	265.4	31:45.677
15	1	3:44.328	2:29.850	34.431	40.047		31:03.789	18	2	1:40.606	31.159	32.512	36.935	264.1	33:26.283
16	1	1:48.885	33.522	34.500	40.863	250.0	32:52.674	19	2	1:42.084	31.956	32.861	37.267	263.4	35:08.367
17	1	1:48.980	34.456	34.656	39.868	251.7	34:41.654	20	2	1:42.833	32.141	33.315	37.377	267.3	36:51.200
18	1	1:52.789	33.254	36.837	42.698	251.2	36:34.443	21	2	1:42.222	31.599	32.945	37.678	262.1	38:33.422
19	1	1:49.191	33.648	34.657	40.886	248.3	38:23.634	22	2	1:42.618	31.329	32.754	38.535	260.2	40:16.040
20	1	1:49.436	33.573	34.847	41.016	250.0	40:13.070	23	2	1:43.863	32.507	33.695	37.661	258.4	41:59.903
21	1	1:59.709	B 34.607	37.519	47.583	250.0	42:12.779	24	2	1:40.947	31.405	32.652	36.890	262.8	43:40.850
22	3	3:52.252	2:38.711	34.213	39.328		46:05.031	25	2	1:42.454	31.893	32.866	37.695	265.4	45:23.304
23	3	1:44.842	32.361	33.699	38.782	252.3	47:49.873	26	2	1:54.459	B 32.759	36.034	45.666	262.8	47:17.763
24	3	1:44.954	32.610	33.807	38.537	253.5	49:34.827	27	1	2:43.460	2:30.161	34.533	38.766		51:01.223
25	3	1:44.213	32.093	33.586	38.534	255.3	51:19.040	28	1	1:44.578	32.421	34.081	38.076	257.8	52:45.801
26	3	1:44.989	32.585	33.418	38.986	254.7	53:04.029	29	1	1:55.705	36.077	34.249	45.379	260.2	54:41.506
27	3	1:44.179	32.038	33.377	38.764	255.3	54:48.208	30	1	5:24.506	4:11.717	33.818	38.971		1:00:06.012
28	3	1:50.368	32.239	37.535	40.594	255.3	56:38.576	31	1	1:43.796	32.295	33.619	37.882	262.8	1:01:49.808
29	3	1:50.348	B 32.438	33.272	44.638	254.1	58:28.924	32	1	1:42.836	31.701	33.586	37.549	260.9	1:03:32.644
30	1	3:40.832	2:24.390	35.911	40.531		1:02:09.756	33	1	1:42.494	31.559	33.145	37.790	261.5	1:05:15.138
31	1	1:46.361	32.948	33.933	39.480	250.6	1:03:56.117	34	1	1:45.324	33.034	33.927	38.363	264.7	1:07:00.462
32	1	1:47.086	32.986	34.606	39.494	250.6	1:05:43.203	35	1	1:43.419	31.571	33.164	38.684	259.6	1:08:43.881
33	1	1:46.665	32.810	34.141	39.714	251.2	1:07:29.868	36	1	2:12.923	B 32.329	33.625	1:06.969	260.2	1:10:56.804
34	1	1:47.994	33.332	34.763	39.899	251.2	1:09:17.862	37	1	4:47.890	3:10.292	59.574	38.024		1:15:44.694
35	1	2:47.210	B 33.294	56.300	1:17.616	250.0	1:12:05.072	38	1	1:43.628	32.551	33.351	37.726	257.1	1:17:28.322
36	3	4:09.508	2:54.704	35.988	38.816		1:16:14.580	39	1	1:42.123	31.371	33.485	37.267	260.2	1:19:10.445
37	3	1:43.975	32.202	33.268	38.505	250.0	1:17:58.555	40	1	1:44.083	31.456	33.757	38.870	258.4	1:20:54.528
38	3	1:43.487	32.033	33.203	38.251	252.3	1:19:42.042	41	1	1:41.812	31.461	33.073	37.278	260.2	1:22:36.340
39	3	1:43.742	32.075	33.279	38.388	251.7	1:21:25.784	42	1	1:44.512	31.679	34.756	38.077	261.5	1:24:20.852
40	3	1:43.982	32.160	33.403	38.419	251.2	1:23:09.766	43	1	1:44.014	32.345	33.850	37.819	263.4	1:26:04.866
41	3	1:43.843	32.053	33.052	38.738	252.9	1:24:53.609	44	1	1:42.198	31.619	33.400	37.179	259.6	1:27:47.064
42	3	1:44.048	32.176	33.333	38.539	252.3	1:26:37.657	45	1	1:41.516	31.272	33.218	37.026	262.1	1:29:28.580
43	3	1:44.370	32.333	33.312	38.725	253.5	1:28:22.027	46	1	1:41.687	31.252	33.011	37.424	262.8	1:31:10.267
44	3	1:44.387	32.520	33.344	38.517	254.7	1:30:06.408	97 Grid Motorsport by TF 1. Martin BERRY 3. Jonathan ADAM Aston Martin Vantage AMR LMGTS 2. Lorcan HANAFIN LMGTS							
								1	3	2:02.931	48.501	35.441	38.989		2:02.931
								2	3	1:46.634	33.340	34.419	38.875	251.2	3:49.565
								3	3	1:44.144	32.315	33.688	38.141	250.6	5:33.709
								4	3	1:43.281	31.955	33.348	37.978	253.5	7:16.990

88 Inter Europol Competition 1. Alexander BUKHANTSOV 3. Pedro PERINO Ligier JS P320 - Nissan 2. Kai ASKEY LMP3							
---	--	--	--	--	--	--	--





European Le Mans Series
4 Hours of Portimao
Free Practice 1

Sector Analysis

Lap under Red Flag Invalidated Lap Personal Best Session Best B Crossing the pit lane

Lap	D	Time	Sector 1	Sector 2	Sector 3	T. Spd	Elapsed	Lap	D	Time	Sector 1	Sector 2	Sector 3	T. Spd	Elapsed
5	3	1:45.189	32.045	34.313	38.831	252.9	9:02.179								
6	3	1:45.402	31.923	33.374	40.105	254.7	10:47.581								
7	3	1:43.570	32.188	33.314	38.068	253.5	12:31.151								
8	3	1:43.268	31.842	33.277	38.149	254.1	14:14.419								
9	3	1:51.767	B 33.053	34.702	44.012	251.7	16:06.186								
10	3	6:47.448	5:30.417	33.917	43.114		22:53.634								
11	3	1:46.621	32.940	33.304	40.377	252.3	24:40.255								
12	3	1:43.310	31.919	33.410	37.981	254.1	26:23.565								
13	3	1:45.681	32.161	34.164	39.356	251.7	28:09.246								
14	3	1:50.692	B 32.282	34.331	44.079	252.9	29:59.938								
15	3	5:01.832	3:50.110	33.625	38.097		35:01.770								
16	3	1:43.674	32.108	33.499	38.067	254.7	36:45.444								
17	3	1:54.189	B 34.075	34.830	45.284	252.9	38:39.633								
18	2	3:16.180	1:59.535	35.970	40.675		41:55.813								
19	2	1:49.190	33.204	37.457	38.529	250.0	43:45.003								
20	2	1:43.885	32.164	33.570	38.151	250.6	45:28.888								
21	2	1:45.426	33.410	33.876	38.140	252.9	47:14.314								
22	2	1:43.864	32.181	33.447	38.236	251.7	48:58.178								
23	2	1:44.638	32.542	33.670	38.426	255.9	50:42.816								
24	2	1:44.196	32.282	33.588	38.326	251.7	52:27.012								
25	2	1:44.541	32.299	33.616	38.626	252.3	54:11.553								
26	2	1:44.154	32.066	33.645	38.443	253.5	55:55.707								
27	2	1:44.836	32.286	33.952	38.598	252.3	57:40.543								
28	2	1:44.511	32.184	33.795	38.532	251.2	59:25.054								
29	2	1:52.849	B 32.654	34.422	45.773	251.7	1:01:17.903								
30	1	4:27.257	3:10.749	34.636	41.872		1:05:45.160								
31	1	1:49.510	33.439	35.889	40.182	250.6	1:07:34.670								
32	1	1:48.589	34.001	35.036	39.552	250.6	1:09:23.259								
33	1	2:48.500	33.438	1:00.774	1:14.288	248.8	1:12:11.759								
34	1	3:07.479	1:11.707	1:02.518	53.254	79.6	1:15:19.238								
35	1	1:49.490	33.870	34.887	40.733	248.3	1:17:08.728								
36	1	1:49.828	34.050	36.240	39.538	249.4	1:18:58.556								
37	1	1:47.252	33.413	34.373	39.466	250.0	1:20:45.808								
38	1	1:46.819	33.127	34.350	39.342	249.4	1:22:32.627								
39	1	1:46.825	32.975	34.298	39.552	248.8	1:24:19.452								
40	1	1:48.171	33.878	35.096	39.197	250.6	1:26:07.623								
41	1	1:46.425	33.141	34.367	38.917	250.0	1:27:54.048								
42	1	1:46.679	32.787	34.239	39.653	252.3	1:29:40.727								
43	1	1:46.246	32.750	34.205	39.291	252.3	1:31:26.973								

