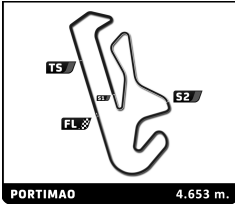


European Le Mans Series
4 Hours of Portimao
Bronze Driver Collective Test

Sector Analysis

Lap under Red Flag											Invalidated Lap	Personal Best	Session Best	B Crossing the pit lane		
Lap	D	Time	Sector 1	Sector 2	Sector 3	T. Spd	Elapsed	Lap	D	Time	Sector 1	Sector 2	Sector 3	T. Spd	Elapsed	
3		DKR Engineering					Oreca 07 - Gibson									
		1.Andres LATORRE CANON3.Laurents HÖRR					LMP2 Pro/Am									
		2.Cem BOLUKBASI														
1	1	2:03.775	45.454	37.584	40.737		2:03.775	11	1	1:42.042	31.449	33.231	37.362	264.7	20:48.128	
2	1	1:43.658	32.606	33.841	37.211	279.8	3:47.433	12	1	1:41.976	31.512	32.971	37.493	265.4	22:30.104	
3	1	1:40.629	30.623	33.272	36.734	287.2	5:28.062	13	1	1:42.638	31.922	33.223	37.493	265.4	24:12.742	
4	1	2:31.293	31.835	1:02.864	56.594	284.2	7:59.355	14	1	1:41.958	31.439	33.036	37.483	264.7	25:54.700	
5	1	1:40.956	30.959	33.053	36.944	282.0	9:40.311	15	1	1:42.873	31.939	33.383	37.551	265.4	27:37.573	
6	1	1:40.960	30.716	33.417	36.827	285.0	11:21.271	16	1	1:42.292	31.875	33.025	37.392	262.1	29:19.865	
7	1	1:40.235	30.905	32.481	36.849	281.2	13:01.506	17	1	1:42.090	31.428	33.215	37.447	264.1	31:01.955	
8	1	1:40.227	30.659	32.417	37.151	285.7	14:41.733									
9	1	1:40.899	30.713	32.643	37.543	285.7	16:22.632									
10	1	1:40.878	31.706	32.179	36.993	285.0	18:03.510									
11	1	1:41.015	31.471	32.223	37.321	282.0	19:44.525									
12	1	1:39.610	30.804	32.206	36.600	288.0	21:24.135									
13	1	1:39.129	30.421	32.311	36.397	288.0	23:03.264									
14	1	1:38.499	30.391	31.780	36.328	287.2	24:41.763									
15	1	2:40.592	30.566	32.181	1:37.845	288.0	27:22.355									
16	1	1:41.889	32.719	32.537	36.633	282.7	29:04.244									
17	1	1:58.691 B	30.438	44.455	43.798	288.0	31:02.935									
4		DKR Engineering					Duqueine M30 - D08 - Nissan									
		1.Alexander MATTSCHULL 3.Guilherme OLIVEIRA					LMP3									
		2.Wyatt BRICHACEK														
1	1	2:07.836	49.924	37.424	40.488		2:07.836									
2	1	1:43.841	32.354	33.533	37.954	253.5	3:51.677									
3	1	1:43.152	32.487	33.185	37.480	260.9	5:34.829									
4	1	2:31.714	38.860	1:02.870	49.984	262.8	8:06.543									
5	1	1:41.557	31.483	32.831	37.243	260.2	9:48.100									
6	1	1:43.644	31.149	33.431	39.064	262.8	11:31.744									
7	1	1:40.950	31.006	32.711	37.233	264.7	13:12.694									
8	1	1:49.079	33.872	35.775	39.432	265.4	15:01.773									
9	1	1:43.700	31.802	33.939	37.959	262.1	16:45.473									
10	1	1:45.821	31.474	34.628	39.719	262.8	18:31.294									
11	1	1:42.271	31.337	32.867	38.067	262.1	20:13.565									
12	1	1:41.086	31.163	32.736	37.187	265.4	21:54.651									
13	1	1:42.246	31.405	32.844	37.997	265.4	23:36.897									
14	1	1:42.481	31.584	33.067	37.830	265.4	25:19.378									
15	1	1:46.548	31.710	35.075	39.763	264.7	27:05.926									
16	1	1:42.885	31.417	33.739	37.729	261.5	28:48.811									
17	1	1:41.269	31.031	32.726	37.512	265.4	30:30.080									
5		RLR M Sport					Ligier JS P320 - Nissan									
		1.James DAYSON 3.Bailey VOISIN					LMP3									
		2.Daniel ALI														
1	1	2:33.252	1:10.156	38.920	44.176		2:33.252									
2	1	1:47.773	34.227	35.215	38.331	248.8	4:21.025									
3	1	1:53.308	32.468	33.903	46.937	264.1	6:14.333									
4	1	2:37.041	1:14.094	44.212	38.735	78.7	8:51.374									
5	1	1:42.678	31.934	33.149	37.595	262.1	10:34.052									
6	1	1:42.275	31.668	33.386	37.221	265.4	12:16.327									
7	1	1:42.270	31.320	33.494	37.456	267.3	13:58.597									
8	1	1:42.115	31.375	33.186	37.554	264.7	15:40.712									
9	1	1:42.084	31.568	33.131	37.385	262.8	17:22.796									
10	1	1:43.290	31.966	33.252	38.072	264.1	19:06.086									
8		Team Virage					Ligier JS P320 - Nissan									
		1.Julien GERBI 3.Gillian HENRION					LMP3									
		2.Bernardo PINHEIRO														
1	1	3:04.415	1:40.082	40.898	43.435		3:04.415									
2	1	1:48.912	34.364	35.511	39.037	253.5	4:53.327									
3	1	2:38.220	32.277	48.680	1:17.263	257.1	7:31.547									
4	1	1:57.930	46.816	33.691	37.423	126.6	9:29.477									
5	1	1:43.505	31.848	33.551	38.106	260.2	11:12.982									
6	1	1:42.142	31.705	33.281	37.156	257.8	12:55.124									
7	1	1:41.856	31.451	33.170	37.235	259.6	14:36.980									
8	1	1:53.993 B	32.206	35.618	46.169	261.5	16:30.973									
9	1	10:05.370	8:52.540	33.817	39.013		26:36.343									
10	1	1:41.760	31.516	33.117	37.127	259.6	28:18.103									
11	1	1:40.971	31.154	32.641	37.176	261.5	29:59.074									
12	1	1:42.132	30.908	34.158	37.066	263.4	31:41.206									
11		Eurointernational					Ligier JS P320 - Nissan									
		1.Matthew Richard BELL					LMP3									
		2.Adam ALI														
1	1	3:20.714	1:57.915	39.968	42.831		3:20.714									
2	1	1:49.450	36.668	35.094	37.688	236.8	5:10.164									
3	1	2:35.250	31.127	47.643	1:16.480	257.1	7:45.414									
4	1	1:47.549	35.641	32.876	39.032	212.6	9:32.963									
5	1	1:40.932	31.095	32.752	37.085	259.0	11:13.895									
6	1	1:42.734	31.769	33.262	37.703	264.1	12:56.629									
7	1	1:41.061	31.143	32.825	37.093	262.1	14:37.690									
8	1	1:43.413	31.874	33.689	37.850	265.4	16:21.103									
9	1	1:49.353 B	30.851	32.699	45.803	259.6	18:10.456									
10	1	3:28.022	2:17.168	33.070	37.784		21:38.478									
11	1	1:42.250	31.868	33.135	37.247	257.8	23:20.728									
12	1	1:41.578	31.348	32.973	37.257	259.6	25:02.306									
13	1	1:41.556	31.037	33.116	37.403	259.0	26:43.862									
14	1	1:42.241	31.853	33.246	37.142	265.4	28:26.103									
15	1	1:49.925 B	31.481	33.379	45.065	260.2	30:16.028									
12		WTM by Rinaldi Racing					Duqueine M30 - D08 - Nissan									
		1.Torsten KRATZ 3.Oscar TUNJO					LMP3									
		2.Leonard WEISS														
1	1	2:56.509	1:39.801	36.746	39.962		2:56.509									
2	1	1:45.129	32.840	34.160	38.129	254.7	4:41.638									
3	1	2:12.114	31.767	33.739	1:06.608	260.9	6:53.752									
4	1	2:17.898	1:04.110	34.933	38.855	78.8	9:11.650									
5	1	1:42.302	31.654	33.042	37.606	260.2	10:53.952									
6	1	1:42.057	31.357	33.179	37.521	263.4	12:36.009									
7	1	1:51.072 B	31.775	34.311	44.986	265.4	14:27.081									
8	1	3:09.814	1:54.863	36.084	38.867		17:36.895									
9	1	1:44.677	32.266	34.139	38.272	259.0	19:21.572									
10	1	1:41.450	31.118	33.379	36.953	264.1	21:03.022									





European Le Mans Series
4 Hours of Portimao
Bronze Driver Collective Test

Sector Analysis

Lap under Red Flag Invalidated Lap Personal Best Session Best Crossing the pit lane

Lap	D	Time	Sector 1	Sector 2	Sector 3	T. Spd	Elapsed	Lap	D	Time	Sector 1	Sector 2	Sector 3	T. Spd	Elapsed
11	1	1:41.671	30.989	32.731	37.951	264.1	22:44.693	8	1	1:39.185	30.961	32.316	35.908	279.1	18:43.061
12	1	1:40.487	30.950	32.547	36.990	264.1	24:25.180	9	1	1:39.731	30.323	32.981	36.427	286.5	20:22.792
13	1	1:46.307	32.476	35.263	38.568	266.0	26:11.487	10	1	1:36.046	29.412	31.260	35.374	285.0	21:58.838
14	1	1:47.091	33.977	35.216	37.898	263.4	27:58.578	11	1	1:36.887	29.505	31.488	35.894	287.2	23:35.725
15	1	1:40.822	31.058	32.818	36.946	264.1	29:39.400	12	1	1:37.778	30.272	32.081	35.425	285.0	25:13.503
16	1	1:40.689	30.783	32.639	37.267	266.0	31:20.089	13	1	1:45.291	29.635	38.481	37.175	286.5	26:58.794

15 **RLR M Sport** Ligier JS P320 - Nissan LMP3
1. Michael JENSEN 3. Gael JULIEN
2. Nick ADCOCK

1	1	2:30.138	1:06.005	41.521	42.612		2:30.138
2	1	1:48.764	34.880	35.617	38.267	255.3	4:18.902
3	1	1:53.727	33.222	33.778	46.727	260.9	6:12.629
4	1	2:38.120	1:14.473	44.799	38.848	73.8	8:50.749
5	1	1:42.977	31.740	33.317	37.920	260.9	10:33.726
6	1	1:42.202	31.358	33.382	37.462	262.8	12:15.928
7	1	1:41.995	31.309	33.336	37.350	262.8	13:57.923
8	1	1:49.776 B	31.277	33.371	45.128	262.1	15:47.699
9	2	3:35.012	2:21.065	35.138	38.809		19:22.711
10	2	1:42.154	31.607	33.199	37.348	264.1	21:04.865
11	2	1:41.495	31.302	32.936	37.257	262.8	22:46.360
12	2	1:43.708	31.783	33.333	38.592	264.7	24:30.068
13	2	1:42.360	31.431	32.988	37.941	266.0	26:12.428
14	2	1:47.176	33.663	34.924	38.589	262.8	27:59.604
15	2	1:42.486	31.793	32.959	37.734	264.7	29:42.090
16	2	1:41.500	31.289	32.767	37.444	264.7	31:23.590

17 **COOL Racing** Ligier JS P320 - Nissan LMP3
1. Miguel CRISTÓVÃO
2. Manuel ESPÍRITO SANTO

1	1	3:16.183	1:49.339	41.492	45.352		3:16.183
2	1	1:56.914	37.445	38.275	41.194	246.6	5:13.097
3	1	2:42.834	32.837	1:01.050	1:08.947	254.1	7:55.931
4	1	1:49.881	34.125	37.516	38.240	252.3	9:45.812
5	1	1:40.850	31.371	32.782	36.697	260.2	11:26.662
6	1	1:40.730	31.228	32.849	36.653	262.8	13:07.392
7	1	1:52.370	31.187	36.128	45.055	264.7	14:59.762
8	1	2:01.524	35.843	37.636	48.045	259.6	17:01.286
9	1	1:40.971	31.650	32.678	36.643	259.6	18:42.257
10	1	1:53.754 B	31.118	33.686	48.950	264.1	20:36.011
11	1	3:18.752	2:06.699	34.199	37.854		23:54.763
12	1	1:41.770	31.626	33.042	37.102	259.6	25:36.533
13	1	1:41.603	31.507	32.677	37.419	260.2	27:18.136
14	1	1:41.295	31.332	32.816	37.147	261.5	28:59.431
15	1	1:41.157	31.216	32.820	37.121	261.5	30:40.588

19 **Team Virage** Oreca 07 - Gibson LMP2 Pro/Am
1. Georgios KOLOVOS 3. Tristan VAUTIER
2. Raphaël NARAC

1	1	3:19.340 B	1:45.407	41.941	51.992		3:19.340
2	1	2:51.766	1:28.921	36.835	46.010		6:11.106
3	1	2:37.266	1:14.511	44.927	37.828	77.4	8:48.372
4	1	1:39.804	30.332	32.955	36.517	279.1	10:28.176
5	1	1:37.928	29.920	32.126	35.882	282.7	12:06.104
6	1	1:49.227 B	29.640	32.362	47.225	285.7	13:55.331
7	1	3:08.545	1:54.461	35.869	38.215		17:03.876

20 **Algarve Pro Racing** Oreca 07 - Gibson LMP2 Pro/Am
1. Kriton LENTOUDIS 3. Alex QUINN
2. Richard BRADLEY

1	1	2:04.500	47.379	37.020	40.101		2:04.500
2	1	1:43.540	32.274	34.100	37.166	276.9	3:48.040
3	1	1:48.698 B	30.561	33.993	44.144	285.0	5:36.738
4	1	4:56.318	3:39.734	36.748	39.836		10:33.056
5	1	1:40.592	31.058	33.339	36.195	279.8	12:13.648
6	1	1:39.163	29.736	31.262	38.165	286.5	13:52.811
7	1	1:38.756	30.257	32.823	35.676	282.7	15:31.567
8	1	1:37.616	29.910	31.625	36.081	285.7	17:09.183
9	1	1:37.705	30.321	32.035	35.349	289.5	18:46.888
10	1	1:38.331	29.894	31.729	36.708	289.5	20:25.219
11	1	1:37.263	29.956	31.938	35.369	287.2	22:02.482
12	1	1:37.241	30.187	31.714	35.340	289.5	23:39.723
13	1	1:39.677	30.163	32.209	37.305	291.1	25:19.400
14	1	1:39.758	30.119	32.768	36.871	285.0	26:59.158
15	1	1:37.656	30.381	31.616	35.659	291.9	28:36.814
16	1	1:40.103	30.723	31.694	37.686	290.3	30:16.917

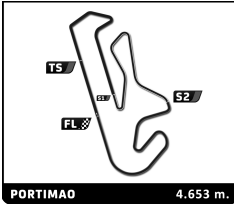
21 **United Autosports** Oreca 07 - Gibson LMP2 Pro/Am
1. Daniel SCHNEIDER 3. Oliver JARVIS
2. Andrew MEYRICK

1	1	2:28.027	1:06.338	40.177	41.512		2:28.027
2	1	1:47.198	34.660	34.418	38.120	277.6	4:15.225
3	1	1:42.707	31.970	33.039	37.698	282.7	5:57.932
4	1	2:35.135	1:02.191	55.644	37.300	77.9	8:33.067
5	1	1:39.102	30.815	31.959	36.328	284.2	10:12.169
6	1	1:37.090	29.727	31.536	35.827	283.5	11:49.259
7	1	1:37.275	29.594	31.404	36.277	285.0	13:26.534
8	1	1:44.513 B	29.661	32.187	42.665	282.7	15:11.047
9	1	2:38.262	1:25.251	35.269	37.742		17:49.309
10	1	1:42.343	32.042	34.134	36.167	281.2	19:31.652
11	1	1:42.581	32.382	33.203	36.996	283.5	21:14.233
12	1	1:45.184 B	29.482	31.629	44.073	284.2	22:59.417
13	1	2:37.371	1:30.208	31.539	35.624		25:36.788
14	1	1:36.730	29.533	31.539	35.658	284.2	27:13.518
15	1	1:36.048	29.238	31.125	35.685	285.7	28:49.566
16	1	1:48.018 B	30.854	33.377	43.787	288.8	30:37.584

24 **Nielsen Racing** Oreca 07 - Gibson LMP2 Pro/Am
1. John FALB 3. Nicholas YELLOLY
2. Colin NOBLE

1	1	1:50.094	38.892	34.491	36.711		1:50.094
2	1	1:37.144	29.996	31.634	35.514	281.2	3:27.238
3	1	1:42.221 B	29.777	31.575	40.869	285.7	5:09.459
4	1	5:21.529	4:06.039	35.700	39.790		10:30.988





European Le Mans Series
4 Hours of Portimao
Bronze Driver Collective Test

Sector Analysis

Lap under Red Flag Invalidated Lap Personal Best Session Best B Crossing the pit lane

Lap	D	Time	Sector 1	Sector 2	Sector 3	T. Spd	Elapsed	Lap	D	Time	Sector 1	Sector 2	Sector 3	T. Spd	Elapsed
5	1	1:39.769	31.094	32.881	35.794	279.1	12:10.757	7	1	2:42.479	1:27.638	36.389	38.452		19:53.601
6	1	1:35.746	29.661	31.172	34.913	285.0	13:46.503	8	1	1:42.703	31.997	33.222	37.484	259.0	21:36.304
7	1	1:35.439	29.515	31.003	34.921	287.2	15:21.942	9	1	1:42.094	31.622	33.318	37.154	262.8	23:18.398
8	1	1:38.120	29.627	31.779	36.714	286.5	17:00.062	10	1	1:42.085	31.223	33.266	37.596	262.8	25:00.483
9	1	1:35.183	29.369	31.010	34.804	284.2	18:35.245	11	1	1:43.125	31.088	33.891	38.146	262.8	26:43.608
10	1	1:36.228	29.136	31.670	35.422	289.5	20:11.473	12	1	1:41.634	31.487	32.889	37.258	261.5	28:25.242
11	1	1:34.905	29.188	30.979	34.738	288.0	21:46.378	13	1	1:42.227	31.101	32.883	38.243	264.1	30:07.469
12	1	1:36.040	29.782	31.041	35.217	290.3	23:22.418								
13	1	1:42.450 B	29.484	31.399	41.567	289.5	25:04.868								
14	1	2:50.342	1:41.746	33.191	35.405		27:55.210								
15	1	1:38.009	29.735	32.029	36.245	288.0	29:33.219								
16	1	1:36.467	29.513	31.546	35.408	286.5	31:09.686								

29 Richard Mille by TDS
1. Rodrigo SALES
2. Mathias BECHE

Oreca 07 - Gibson
LMP2 Pro/Am

1	1	2:15.047	57.452	36.969	40.626		2:15.047
2	1	1:45.501	32.275	34.733	38.493	271.4	4:00.548
3	1	1:41.915	31.947	32.978	36.990	262.8	5:42.463
4	1	2:34.606	45.940	1:02.664	46.002	259.6	8:17.069
5	1	1:39.224	30.857	32.466	35.901	265.4	9:56.293
6	1	1:50.466 B	32.399	33.714	44.353	270.0	11:46.759
7	1	11:48.851	...	36.850	38.718		23:35.610
8	1	1:42.025	31.885	32.466	37.674	276.2	25:17.635
9	1	1:39.462	29.750	32.610	37.102	283.5	26:57.097
10	1	1:34.969	29.109	30.918	34.942	285.7	28:32.066
11	1	1:35.014	29.431	30.364	35.219	289.5	30:07.080

31 Racing Spirit of Lemans
1. Jacques WOLFF
2. Jean-Ludovic FOUBERT

Ligier JS P320 - Nissan
LMP3

1	2	2:20.016	57.699	40.737	41.580		2:20.016
2	2	1:57.192	35.030	40.070	42.092	225.0	4:17.208
3	2	1:54.336	32.553	34.038	47.745	258.4	6:11.544
4	2	2:37.739	1:14.965	44.406	38.368	78.9	8:49.283
5	2	1:42.592	31.715	32.903	37.974	259.6	10:31.875
6	2	1:41.879	31.555	32.869	37.455	259.0	12:13.754
7	2	1:41.478	31.272	32.849	37.357	262.8	13:55.232
8	2	1:41.550	31.360	32.683	37.507	258.4	15:36.782
9	2	1:41.161	31.347	32.491	37.323	259.6	17:17.943
10	2	2:02.073 B	34.219	37.616	50.238	261.5	19:20.016
11	1	3:25.433	2:12.511	33.538	39.384		22:45.449
12	1	2:24.158	1:11.853	34.202	38.103	260.2	25:09.607
13	1	1:44.358	32.957	33.591	37.810	258.4	26:53.965
14	1	1:42.467	31.824	33.061	37.582	259.6	28:36.432
15	1	1:42.417	31.757	32.793	37.867	262.1	30:18.849

35 Ultimate
1. François HERIAU
2. Jean-Baptiste LAHAYE

Ligier JS P320 - Nissan
LMP3

1	1	7:48.866	5:41.848	52.881	1:14.137		7:48.866
2	1	1:50.566	36.569	35.145	38.852	224.1	9:39.432
3	1	1:47.124	34.045	34.415	38.664	257.1	11:26.556
4	1	1:44.575	32.550	33.726	38.299	257.8	13:11.131
5	1	1:44.342	32.308	33.146	38.888	260.2	14:55.473
6	1	2:15.649 B	40.010	44.191	51.448	189.8	17:11.122

50 Formula Racing
1. Johnny LAURSEN
2. Conrad LAURSEN

Ferrari 296 LMGT3
LMGT3

1	1	2:31.016	1:10.467	38.974	41.575		2:31.016
2	1	1:49.158	34.216	35.940	39.002	248.3	4:20.174
3	1	1:53.159	32.607	33.753	46.799	251.2	6:13.333
4	1	2:40.018	1:14.529	45.766	39.723	76.5	8:53.351
5	1	1:44.810	32.332	33.745	38.733	248.8	10:38.161
6	1	1:44.539	32.313	33.679	38.547	250.6	12:22.700
7	1	1:52.688 B	32.448	33.700	46.540	251.2	14:15.388
8	1	2:53.301	1:37.031	36.258	40.012		17:08.689
9	1	1:46.617	33.467	34.209	38.941	246.6	18:55.306
10	1	1:43.899	32.239	33.682	37.978	249.4	20:39.205
11	1	1:43.358	32.032	33.239	38.087	250.6	22:22.563
12	1	1:45.484	32.206	33.648	39.630	251.2	24:08.047
13	1	1:44.654	32.142	33.700	38.812	251.2	25:52.701
14	1	1:45.052	32.742	33.699	38.611	248.8	27:37.753
15	1	1:44.590	32.395	33.471	38.724	251.2	29:22.343
16	1	1:52.318 B	32.325	33.847	46.146	251.2	31:14.661

51 AF Corse
1. Charles-Henri SAMANI
2. Emmanuel COLLARD

Ferrari 296 LMGT3
LMGT3

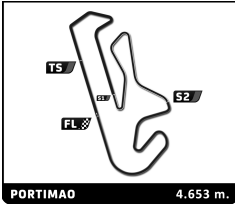
1	1	2:56.432	1:36.323	38.528	41.581		2:56.432
2	1	1:48.234	34.078	34.949	39.207	241.6	4:44.666
3	1	2:16.908	32.932	34.379	1:09.597	251.2	7:01.574
4	1	2:16.749	1:00.876	35.624	40.249	78.7	9:18.323
5	1	1:46.677	32.958	34.469	39.250	247.1	11:05.000
6	1	1:45.563	32.838	34.018	38.707	251.7	12:50.563
7	1	1:45.377	32.515	33.888	38.974	251.2	14:35.940
8	1	1:57.231 B	33.070	34.209	49.952	251.2	16:33.171
9	1	3:09.394	1:53.525	35.343	40.526		19:42.565
10	1	1:45.573	32.909	33.878	38.786	248.3	21:28.138
11	1	1:45.136	32.348	33.840	38.948	250.6	23:13.274
12	1	1:45.000	32.626	33.706	38.668	251.7	24:58.274
13	1	1:45.203	32.321	33.997	38.885	252.3	26:43.477
14	1	1:45.821	33.366	33.886	38.569	252.3	28:29.298
15	1	1:49.244	33.922	34.466	40.856	253.5	30:18.542

55 Spirit of Race
1. Duncan CAMERON
2. David PEREL

Ferrari 296 LMGT3
LMGT3

1	1	2:34.783	1:10.978	41.676	42.129		2:34.783
2	1	1:47.498	33.250	35.089	39.159	249.4	4:22.281
3	1	1:58.151	32.403	34.566	51.182	252.9	6:20.432
4	1	2:33.372	1:12.472	41.077	39.823	78.7	8:53.804
5	1	1:45.234	32.579	33.557	39.098	253.5	10:39.038
6	1	1:44.476	32.275	33.637	38.564	254.1	12:23.514



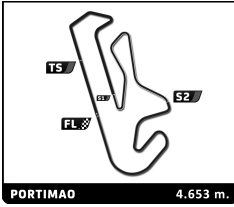


European Le Mans Series 4 Hours of Portimao Bronze Driver Collective Test

Sector Analysis

Lap under Red Flag												Invalidated Lap	Personal Best	Session Best	B Crossing the pit lane
Lap	D	Time	Sector 1	Sector 2	Sector 3	T. Spd	Elapsed	Lap	D	Time	Sector 1	Sector 2	Sector 3	T. Spd	Elapsed
57 Kessel Racing Ferrari 296 LMGT3															
1. Takeshi KIMURA			3. Daniel SERRA									LMGT3			
2. Esteban MASSON															
1	1	2:15.005	58.127	36.872	40.006		2:15.005								
2	1	1:48.808	33.937	33.874	40.997	250.6	4:03.813								
3	1	1:47.324	33.319	34.126	39.879	241.1	5:51.137								
4	1	2:35.660	52.317	1:03.899	39.444	247.7	8:26.797								
5	1	1:45.096	32.583	33.604	38.909	250.6	10:11.893								
6	1	1:45.687	32.599	34.265	38.823	250.6	11:57.580								
7	1	1:45.113	32.531	33.727	38.855	252.3	13:42.693								
8	1	2:02.819	36.918	37.732	48.169	252.3	15:45.512								
9	1	3:11.510	1:53.765	36.745	41.000		18:57.022								
10	1	1:47.634	33.536	34.711	39.387	250.6	20:44.656								
11	1	1:45.222	32.736	33.839	38.647	247.7	22:29.878								
12	1	1:46.943	33.789	34.061	39.093	251.2	24:16.821								
13	1	1:45.325	32.785	33.797	38.743	252.3	26:02.146								
14	1	1:46.009	32.979	34.037	38.993	252.9	27:48.155								
15	1	1:45.336	32.648	33.816	38.872	252.9	29:33.491								
16	1	1:45.382	32.468	34.254	38.660	254.1	31:18.873								
59 Racing Spirit of Leman Aston Martin Vantage AMR LMGT3															
1. Derek DEBOER			3. Valentin HASSE CLOT									LMGT3			
2. Casper STEVENSON															
1	1	2:14.710	54.306	38.940	41.464		2:14.710								
2	1	1:51.648	36.891	35.212	39.545	236.3	4:06.358								
3	1	1:46.078	32.702	34.291	39.085	250.0	5:52.436								
4	1	2:39.177	55.483	1:02.815	40.879	232.3	8:31.613								
5	1	1:45.401	32.489	33.936	38.976	250.6	10:17.014								
6	1	1:44.536	32.374	33.538	38.624	252.3	12:01.550								
7	1	1:44.465	32.097	33.572	38.796	252.9	13:46.015								
8	1	1:51.745	32.414	33.542	45.789	252.9	15:37.760								
9	1	2:56.764	1:37.289	38.858	40.617		18:34.524								
10	1	1:56.161	32.884	38.677	44.600	248.8	20:30.685								
11	1	1:44.473	32.564	33.561	38.348	249.4	22:15.158								
12	1	2:12.109	48.369	39.841	43.899	251.7	24:27.267								
13	1	1:47.888	32.547	33.954	41.387	251.7	26:15.155								
14	1	1:50.286	32.775	34.300	43.211	251.7	28:05.441								
15	1	1:45.248	32.524	33.757	38.967	250.0	29:50.689								
16	1	1:44.598	32.379	33.603	38.616	252.9	31:35.287								
63 Iron Lynx Lamborghini Huracan LMGT3 Evo2															
1. Hiroshi HAMAGUCHI			3. Andrea CALDARELLI									LMGT3			
2. Axil JEFFERIES															
1	1	3:16.041	1:25.034	48.726	1:02.281		3:16.041								
2	1	3:44.805	1:39.617	48.734	1:16.454		7:00.846								
3	1	4:05.748	2:43.423	40.165	42.160		11:06.594								
4	1	1:54.398	32.970	35.609	45.819	247.7	13:00.992								
5	1	1:44.151	32.556	33.301	38.294	250.6	14:45.143								
6	1	1:44.196	32.322	33.411	38.463	252.9	16:29.339								
7	1	1:43.791	32.246	33.180	38.365	250.6	18:13.130								
8	1	1:43.789	32.081	33.224	38.484	252.3	19:56.919								
9	1	1:48.645	32.347	35.062	41.236	252.9	21:45.564								
10	1	1:57.375	33.451	35.853	48.071	251.7	23:42.939								
66 JMW Motorsport Ferrari 296 LMGT3															
1. Scott NOBLE			3. Ben TUCK									LMGT3			
2. Jason HART															
1	1	2:31.972	1:06.405	42.004	43.563		2:31.972								
2	1	1:55.939	34.596	38.826	42.517	247.7	4:27.911								
3	1	2:11.901	32.865	34.301	1:04.735	250.6	6:39.812								
4	1	2:24.658	1:10.574	34.943	39.141	78.4	9:04.470								
5	1	1:45.268	32.425	34.014	38.829	249.4	10:49.738								
6	1	1:44.942	32.305	33.878	38.759	250.6	12:34.680								
7	1	1:45.111	32.421	33.918	38.772	251.7	14:19.791								
8	1	1:53.672	33.149	33.911	46.612	251.2	16:13.463								
9	1	3:03.554	1:46.211	37.035	40.308		19:17.017								
10	1	1:49.815	33.367	37.562	38.886	249.4	21:06.832								
11	1	1:45.487	32.426	34.147	38.914	250.6	22:52.319								
12	1	1:45.269	32.430	34.077	38.762	251.7	24:37.588								
13	1	1:46.244	32.731	34.000	39.513	251.2	26:23.832								
14	1	1:45.904	32.680	33.986	39.238	250.6	28:09.736								
15	1	1:47.195	32.658	34.113	40.424	251.7	29:56.931								
16	1	1:51.001	32.731	36.437	41.833	251.2	31:47.932								
77 Proton Competition Oreca 07 - Gibson LMP2 Pro/Am															
1. Giorgio RODA			3. Bent VISCAAL												
2. René BINDER															
1	1	5:44.262	4:28.843	34.256	41.163		5:44.262								
2	1	2:35.705	45.871	1:07.092	42.742	280.5	8:19.967								
3	1	1:36.294	29.393	31.508	35.393	283.5	9:56.261								
4	1	1:45.478	29.705	31.171	44.602	289.5	11:41.739								
5	1	3:30.658	2:09.028	38.387	43.243		15:12.397								
6	1	1:39.491	31.875	32.340	35.276	247.7	16:51.888								
7	1	1:36.193	28.716	31.264	36.213	290.3	18:28.081								





European Le Mans Series 4 Hours of Portimao Bronze Driver Collective Test

Sector Analysis

Lap under Red Flag Invalidated Lap Personal Best Session Best B Crossing the pit lane

Lap	D	Time	Sector 1	Sector 2	Sector 3	T. Spd	Elapsed	Lap	D	Time	Sector 1	Sector 2	Sector 3	T. Spd	Elapsed
8	1	1:34.427	28.885	30.274	35.268	279.1	20:02.508	5	1	1:46.996	33.151	33.888	39.957	248.3	11:42.081
9	1	1:34.584	28.651	30.699	35.234	290.3	21:37.092	6	1	1:46.220	32.950	33.776	39.494	248.8	13:28.301
10	1	1:36.084	29.152	30.545	36.387	292.7	23:13.176	7	1	1:53.038 B	32.943	33.840	46.255	249.4	15:21.339
11	1	1:34.691	29.148	30.909	34.634	283.5	24:47.867	8	1	3:46.667	2:24.558	36.028	46.081		19:08.006
12	1	1:35.965	28.942	31.005	36.018	290.3	26:23.832	9	1	1:45.998	33.376	33.616	39.006	250.0	20:54.004
13	1	1:35.678	29.015	31.255	35.408	291.1	27:59.510	10	1	1:45.366	32.915	33.332	39.119	250.6	22:39.370
14	1	1:36.365	29.984	31.319	35.062	291.9	29:35.875	11	1	1:44.847	32.454	33.461	38.932	251.2	24:24.217
15	1	1:35.764	29.491	30.907	35.366	293.5	31:11.639	12	1	3:54.564 B	2:28.333	37.129	49.102	251.2	28:18.781

83 AF Corse		Oreca 07 - Gibson				
1.François PERRODO		LMP2 Pro/Am				
2.Matthieu VAXIVIERE		3.Alessio ROVERA				
1	1	2:07.638	53.069	35.578	38.991	2:07.638
2	1	1:44.265	30.710	34.028	39.527	3:51.903
3	1	1:38.926	30.586	31.383	36.957	5:30.829
4	1	2:32.135	30.748	1:02.587	58.800	8:02.964
5	1	1:37.412	29.481	31.435	36.496	9:40.376
6	1	1:38.922	31.357	32.286	35.279	11:19.298
7	1	1:37.263	29.128	32.009	36.126	12:56.561
8	1	1:45.463 B	29.853	31.127	44.483	14:42.024
9	1	2:19.937	2:06.183	35.728	38.026	18:01.961
10	1	1:40.359	30.630	31.403	38.326	19:42.320
11	1	1:34.686	29.405	30.767	34.514	21:17.006
12	1	1:34.776	28.954	30.803	35.019	22:51.782
13	1	1:38.327	31.330	30.978	36.019	24:30.109
14	1	1:35.892	29.358	31.861	34.673	26:06.001
15	1	1:37.355	30.256	32.135	34.964	27:43.356
16	1	1:38.614	30.514	30.715	37.385	29:21.970
17	1	1:34.882	29.185	30.826	34.871	30:56.852

85 Iron Dames		Porsche 911 GT3 R LMGT3				
1.Sarah BOVY		LMGT3				
2.Rahel FREY		3.Michelle GATTING				
1	1	2:32.080	1:11.417	38.436	42.227	2:32.080
2	1	1:48.443	33.399	36.062	38.982	4:20.523
3	1	2:21.908	32.893	38.362	1:10.653	5:59.641
4	1	2:32.597	1:13.961	38.216	40.420	7:42.431
5	1	1:43.905	32.154	33.515	38.236	9:26.336
6	1	1:43.717	32.063	33.474	38.180	11:10.053
7	1	1:43.675	32.070	33.448	38.157	12:53.728
8	1	1:45.273	33.117	33.568	38.588	14:39.001
9	1	2:27.287 B	32.129	33.216	1:21.942	16:00.988
10	1	4:10.266	2:50.077	36.375	43.814	20:11.254
11	1	1:52.195	34.601	37.937	39.657	22:03.449
12	1	1:46.942	32.477	33.534	40.931	23:50.391
13	1	1:44.173	32.850	33.194	38.129	25:34.564
14	1	1:43.659	31.932	33.053	38.674	27:18.223
15	1	1:52.235 B	31.923	33.492	46.820	29:10.458

86 GR Racing		Ferrari 296 LMGT3				
1.Michael WAINWRIGHT		LMGT3				
2.Riccardo PERA		3.Davide RIGON				
1	1	3:44.367	2:29.801	34.828	39.738	3:44.367
2	1	1:48.625	33.129	35.469	40.027	5:32.992
3	1	2:35.261	39.621	1:03.434	52.206	8:08.253
4	1	1:46.832	33.059	34.129	39.644	9:55.085

88 Inter Europol Competition		Ligier JS P320 - Nissan				
1.Alexander BUKHANTSOV		LMP3				
2.Kai ASKEY		3.Pedro PERINO				
1	1	16:20.963	...	38.857	40.506	16:20.963
2	1	1:47.340	34.284	34.628	38.428	18:08.303
3	1	1:42.071	31.741	33.308	37.022	19:50.374
4	1	1:40.769	31.174	32.697	36.898	21:31.143
5	1	1:42.100	30.778	32.616	38.706	23:13.243
6	1	1:40.338	31.071	32.397	36.870	24:53.581
7	1	1:41.395	30.914	33.180	37.301	26:34.976
8	1	1:45.588	31.152	33.192	41.244	28:20.564
9	1	1:40.134	30.843	32.586	36.705	30:00.698

97 Grid Motorsport by TF		Aston Martin Vantage AMR LMGT3				
1.Martin BERRY		LMGT3				
2.Lorcan HANAFIN		3.Jonathan ADAM				
1	1	2:17.984 B	49.348	38.308	50.328	2:17.984
2	1	2:32.830	1:18.379	34.999	39.452	4:50.814
3	1	2:25.447 B	32.782	36.651	1:16.014	7:16.261
4	1	2:12.037	58.991	34.148	38.898	9:28.298
5	1	1:44.626	32.473	33.582	38.571	11:12.924
6	1	1:52.140	32.724	34.431	44.985	13:05.064
7	1	1:44.284	32.519	33.520	38.245	14:49.348
8	1	1:44.434	32.379	33.534	38.521	16:33.782
9	1	1:45.477	32.326	33.570	39.581	18:19.259
10	1	1:52.373 B	32.597	33.743	46.033	20:11.632
11	1	3:53.787	2:40.595	34.233	38.959	24:05.419
12	1	1:47.811	33.218	34.199	40.394	25:53.230
13	1	1:48.315	33.637	35.229	39.449	27:41.545
14	1	1:45.811	33.048	33.855	38.908	29:27.356
15	1	1:46.834	32.621	33.930	40.283	31:14.190

