

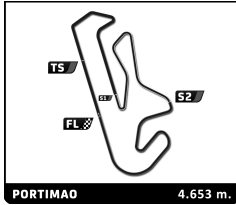
European Le Mans Series 4 Hours of Portimao Free Practice 2

Sector Analysis

Lap under Red Flag Invalidated Lap Personal Best Session Best Crossing the pit lane

Lap	D	Time	Sector 1	Sector 2	Sector 3	T. Spd	Elapsed	Lap	D	Time	Sector 1	Sector 2	Sector 3	T. Spd	Elapsed
3 DKR Engineering Oreca 07 - Gibson 1.Andres LATORRE CANON3.Laurents HÖRR LMP2 Pro/Am 2.Cem BOLUKBASI								5 RLR M Sport Ligier JS P320 - Nissan 1.James DAYSON 3.Bailey VOISIN 2.Daniel ALI LMP3							
1	2	2:08.736	55.221	35.726	37.789		2:08.736	1	1	3:13.372	1:48.405	41.106	43.861		3:13.372
2	2	1:39.754	31.150	32.645	35.959	282.7	3:48.490	2	1	1:54.582	37.443	37.245	39.894	234.3	5:07.954
3	2	1:37.378	29.628	31.893	35.857	288.8	5:25.868	3	1	1:47.300	33.217	34.464	39.619	260.2	6:55.254
4	2	1:35.793	29.414	31.318	35.061	292.7	7:01.661	4	1	1:58.361	35.019	41.073	42.269	261.5	8:53.615
5	2	1:35.336	29.464	31.036	34.836	289.5	8:36.997	5	1	1:46.057	32.963	34.367	38.727	256.5	10:39.672
6	2	1:34.352	29.247	30.745	34.360	295.1	10:11.349	6	1	1:44.297	32.542	33.638	38.117	264.7	12:23.969
7	2	1:37.642	29.943	32.176	35.523	295.9	11:48.991	7	1	2:04.321	32.069	33.989	58.263	264.7	14:28.290
8	2	1:34.255	28.999	30.763	34.493	294.3	13:23.246	8	1	1:42.788	31.935	33.405	37.448	263.4	16:11.078
9	2	1:34.602	28.798	31.015	34.789	294.3	14:57.848	9	1	1:44.223	32.912	33.628	37.683	266.0	17:55.301
10	2	1:41.181 B	29.429	30.867	40.885	290.3	16:39.029	10	1	1:43.241	31.998	33.418	37.825	262.8	19:38.542
11	1	4:10.967	3:01.021	32.996	36.950		20:49.996	11	1	1:43.018	31.673	33.467	37.878	263.4	21:21.560
12	1	1:40.261	30.937	32.787	36.537	287.2	22:30.257	12	1	1:44.463	32.028	33.998	38.437	264.7	23:06.023
13	1	1:42.065	31.880	32.330	37.855	276.9	24:12.322	13	1	1:50.044 B	32.309	34.024	43.711	266.0	24:56.067
14	1	1:42.364	30.645	33.040	38.679	288.0	25:54.686	14	1	3:34.810	2:20.552	35.173	39.085		28:30.877
15	1	1:41.161	31.592	32.689	36.880	282.7	27:35.847	15	1	1:44.750	32.458	34.030	38.262	260.2	30:15.627
16	1	1:40.575	30.719	32.725	37.131	287.2	29:16.422	16	1	1:45.093	32.336	34.006	38.751	262.1	32:00.720
17	1	1:40.158	30.898	32.909	36.351	288.0	30:56.580	17	1	1:46.690	33.222	35.177	38.291	262.1	33:47.410
18	1	1:39.941	30.932	32.361	36.648	287.2	32:36.521	18	1	1:45.058	32.144	34.386	38.528	263.4	35:32.468
19	1	1:40.000	30.608	32.770	36.622	288.8	34:16.521	19	1	1:44.642	32.211	34.020	38.411	261.5	37:17.110
20	1	1:39.534	30.618	32.196	36.720	289.5	35:56.055	20	1	1:52.244 B	33.176	34.186	44.882	264.1	39:09.354
21	1	1:39.591	30.530	32.316	36.745	288.0	37:35.646	21	2	3:34.328	2:22.009	34.165	38.154		42:43.682
22	1	2:01.722	30.511	31.969	59.242	288.8	39:37.368	22	2	1:42.329	31.666	32.918	37.745	262.1	44:26.011
23	1	1:39.917	31.183	32.116	36.618	281.2	41:17.285	23	2	1:42.128	31.751	32.948	37.429	264.7	46:08.139
24	1	1:39.722	30.353	32.170	37.199	289.5	42:57.007								
25	1	1:39.213	30.682	32.240	36.291	284.2	44:36.220								
26	1	1:39.281	30.486	32.124	36.671	289.5	46:15.501								
27	1	1:38.671	30.055	32.116	36.500	289.5	47:54.172								
28	1	2:07.231 B	47.100	36.192	43.939	288.0	50:01.403								
29	3	4:45.552	3:34.749	34.201	36.602		54:46.955								
30	3	1:38.561	31.755	31.410	35.396	286.5	56:25.516								
31	3	1:34.436	28.910	30.804	34.722	289.5	57:59.952								
32	3	1:34.479	28.545	30.994	34.940	287.2	59:34.431								
33	3	1:35.627	28.855	30.912	35.860	293.5	1:01:10.058								
34	3	1:34.800	28.469	31.161	35.170		1:02:44.858								
35	3	1:51.889	28.976	43.252	39.661		1:04:36.747								
36	3	1:42.264 B	30.287	31.117	40.860		1:06:19.011								
37	3	3:29.425	2:22.060	30.815	36.550		1:09:48.436								
38	3	1:33.025	28.363	30.445	34.217		1:11:21.461								
39	3	1:40.154	28.470	30.599	41.085		1:13:01.615								
40	3	1:32.980	28.361	30.373	34.246		1:14:34.595								
41	3	1:41.801 B	30.362	30.884	40.555		1:16:16.396								
42	2	3:19.492	2:13.242	31.104	35.146		1:19:35.888								
43	2	1:34.818	29.097	30.913	34.808	289.5	1:21:10.706								
44	2	1:36.457	29.149	31.705	35.603	293.5	1:22:47.163								
45	2	1:35.002	28.976	31.163	34.863	291.1	1:24:22.165								
46	2	2:49.399 B	30.629	1:02.847	1:15.923	292.7	1:27:11.564								





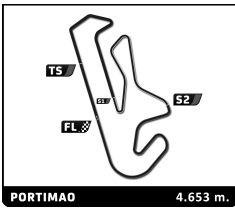
European Le Mans Series 4 Hours of Portimao Free Practice 2

Sector Analysis

Lap under Red Flag Invalidated Lap Personal Best Session Best B Crossing the pit lane

Lap	D	Time	Sector 1	Sector 2	Sector 3	T. Spd	Elapsed	Lap	D	Time	Sector 1	Sector 2	Sector 3	T. Spd	Elapsed
24	2	1:42.216	31.350	33.188	37.678	267.3	47:50.355	32	1	1:52.448 B	33.862	34.089	44.497		1:09:43.897
25	2	1:42.263	31.551	32.944	37.768	266.0	49:32.618	33	1	3:39.163 B	2:20.735	33.947	44.481		1:13:23.060
26	2	1:42.807	31.290	33.734	37.783	266.0	51:15.425	9 Iron Lynx - Proton Oreca 07 - Gibson 1.Jonas RIED 3.Matteo CAIROLI LMP2 2.Marco CAPIETTO							
27	2	1:42.340	31.096	32.977	38.267	264.1	52:57.765	1	3	2:16.725	1:02.504	35.047	39.174		2:16.725
28	2	1:42.872	32.283	32.935	37.654	264.1	54:40.637	2	3	1:55.765 B	34.666	34.524	46.575	213.9	4:12.490
29	2	1:41.343	31.246	32.737	37.360	263.4	56:21.980	3	3	36:55.391 B	...	38.292	45.859		41:07.881
30	2	1:45.909	31.648	35.279	38.982	264.1	58:07.889	4	3	11:10.532 B	9:53.119	33.535	43.878		52:18.413
31	2	1:48.837 B	31.543	33.143	44.151	267.3	59:56.726	5	3	2:33.331	1:20.733	33.250	39.348		54:51.744
32	3	3:28.797	2:17.166	33.199	38.432		1:03:25.523	6	3	1:37.419	29.878	31.736	35.805	281.2	56:29.163
33	3	1:42.760	31.295	33.653	37.812		1:05:08.283	7	3	1:35.755	28.718	30.996	36.041	288.8	58:04.918
34	3	1:44.728	32.334	34.190	38.204		1:06:53.011	8	3	1:33.200	28.474	30.269	34.457	290.3	59:38.118
35	3	1:41.961	31.550	33.014	37.397		1:08:34.972	9	3	1:49.858	30.051	34.853	44.954	294.3	1:01:27.976
36	3	1:41.624	31.289	32.948	37.287		1:10:16.596	10	3	1:41.493 B	28.265	30.159	43.069		1:03:09.469
37	3	1:41.751	31.322	33.063	37.366		1:11:58.347	11	1	3:57.032	2:49.834	31.619	35.579		1:07:06.501
38	3	1:41.450	31.181	32.851	37.418		1:13:39.797	12	1	1:35.347	29.166	30.960	35.221		1:08:41.848
39	3	1:48.078 B	31.551	33.077	43.450		1:15:27.875	13	1	1:35.547	29.192	31.067	35.288		1:10:17.395
40	3	7:39.210	6:28.086	33.349	37.775		1:23:07.085	14	1	1:36.313	30.312	31.162	34.839		1:11:53.708
41	3	1:42.061	31.354	33.040	37.667	264.1	1:24:49.146	15	1	1:34.560	28.838	30.799	34.923		1:13:28.268
42	3	3:15.609 B	58.230	1:02.350	1:15.029	147.7	1:28:04.755	16	1	1:34.862	29.017	30.947	34.898		1:15:03.130
8 Team Virage Ligier JS P320 - Nissan 1.Julien GERBI 3.Gillian HENRION LMP3 2.Bernardo PINHEIRO							10 Vector Sport Oreca 07 - Gibson 1.Ryan CULLEN 3.Felipe DRUGOVICH LMP2 2.Stéphane RICHELMI								
1	3	3:29.173	2:13.555	35.825	39.793		3:29.173	1	3	2:02.824 B	42.956	34.905	44.963		2:02.824
2	3	1:53.898	34.266	37.812	41.820	250.6	5:23.071	2	3	3:19.551	1:59.368	38.675	41.508		5:22.375
3	3	1:44.095	31.977	33.970	38.148	262.8	7:07.166	3	3	1:46.143	34.732	34.918	36.493	241.6	7:08.518
4	3	1:40.887	31.112	32.525	37.250	261.5	8:48.053	4	3	1:40.240	30.630	32.121	37.489	256.5	8:48.758
5	3	1:45.158	31.284	34.797	39.077	262.1	10:33.211	5	3	1:34.758	28.866	31.573	34.319	294.3	10:23.516
6	3	1:40.170	30.928	32.315	37.027	263.4	12:13.381	6	3	1:32.895	28.217	30.211	34.467	291.9	11:56.411
7	3	1:39.752	30.856	32.271	36.625	264.7	13:53.133	7	3	1:32.549	28.191	30.429	33.929	291.9	13:28.960
8	3	1:50.404 B	31.085	33.186	46.133	263.4	15:43.537	8	3	1:40.059 B	28.183	30.086	41.790	291.9	15:09.019
9	2	5:04.020	3:52.582	33.948	37.490		20:47.557	9	1	4:09.381	3:03.209	31.367	34.805		19:18.400
10	2	1:41.984	31.430	33.041	37.513	260.9	22:29.541	10	1	1:34.506	28.969	30.648	34.889	290.3	20:52.906
11	2	1:43.696	33.450	33.173	37.073	262.1	24:13.237	11	1	1:37.318	28.951	32.023	36.344	291.1	22:30.224
12	2	1:42.365	31.882	33.243	37.240	264.1	25:55.602	12	1	1:36.876	30.033	31.613	35.230	289.5	24:07.100
13	2	1:41.461	31.501	32.815	37.145	264.1	27:37.063	13	1	1:40.831 B	28.753	31.065	41.013	289.5	25:47.931
14	2	1:41.973	31.241	32.899	37.833	264.1	29:19.036	14	1	4:30.004	3:21.525	32.339	36.140		30:17.935
15	2	1:41.641	31.295	33.036	37.310	259.0	31:00.677	15	1	1:35.681	29.720	30.947	35.014	288.8	31:53.616
16	2	1:41.668	31.549	32.668	37.451	262.1	32:42.345	16	1	1:35.360	29.006	31.192	35.162	291.9	33:28.976
17	2	1:40.629	31.222	32.608	36.799	262.1	34:22.974	17	1	1:35.254	28.908	31.093	35.253	288.8	35:04.230
18	2	1:40.865	31.228	32.852	36.785	263.4	36:03.839	18	1	1:36.296	29.152	31.545	35.599	290.3	36:40.526
19	2	1:46.858 B	31.119	32.968	42.771	262.8	37:50.697	19	1	1:36.342	30.449	31.090	34.803	289.5	38:16.868
20	2	9:03.698	7:51.629	33.639	38.430		46:54.395	20	1	1:34.993	28.831	31.297	34.865	289.5	39:51.861
21	2	1:42.499	31.825	33.027	37.647	257.1	48:36.894	21	1	1:41.343 B	28.867	31.131	41.345	288.8	41:33.204
22	2	1:42.357	31.974	33.170	37.213	260.9	50:19.251	22	2	3:05.381	1:57.131	31.929	36.321		44:38.585
23	2	1:40.943	31.220	32.881	36.842	261.5	52:00.194	23	2	1:36.349	29.297	31.542	35.510	289.5	46:14.934
24	2	1:47.045 B	31.191	32.880	42.974	261.5	53:47.239	24	2	1:35.191	29.310	31.116	34.765	289.5	47:50.125
25	1	3:49.213	2:37.463	34.207	37.543		57:36.452								
26	1	1:43.425	31.649	33.425	38.351	258.4	59:19.877								
27	1	1:41.453	31.458	33.004	36.991	259.6	1:01:01.330								
28	1	1:43.184	32.299	33.000	37.885		1:02:44.514								
29	1	1:42.496	31.626	33.259	37.611		1:04:27.010								
30	1	1:42.558	31.866	33.301	37.391		1:06:09.568								
31	1	1:41.881	31.566	33.082	37.233		1:07:51.449								





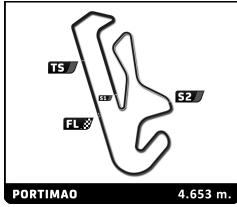
European Le Mans Series 4 Hours of Portimão Free Practice 2

Sector Analysis

Lap under Red Flag Invalidated Lap Personal Best Session Best Crossing the pit lane

Lap	D	Time	Sector 1	Sector 2	Sector 3	T. Spd	Elapsed	Lap	D	Time	Sector 1	Sector 2	Sector 3	T. Spd	Elapsed
37	1	1:35.211	28.923	30.950	35.338	293.5	1:10:02.764	42	2	1:39.780 28.763	30.563	40.454		1:12:42.469	
38	1	1:42.611 B	29.760	31.108	41.743		1:11:45.375	43	1	3:26.957	2:20.095	31.484	35.378		1:16:09.426
39	3	3:28.202	2:21.819	31.224	35.159		1:15:13.577	44	1	1:36.489	30.146	31.118	35.225	290.3	1:17:45.915
40	3	1:34.102	28.609	30.697	34.796		1:16:47.679	45	1	1:37.180 29.541	31.733	35.906	287.2		1:19:23.095
41	3	1:35.698	28.704	31.372	35.622	291.1	1:18:23.377	46	1	1:37.569	30.752	31.708	35.109	285.0	1:21:00.664
42	3	1:40.380 B	28.831	30.883	40.666	289.5	1:20:03.757	47	1	1:37.210	30.165	31.478	35.567	286.5	1:22:37.874
43	3	2:31.752	1:25.799	30.736	35.217		1:22:35.509	48	1	1:36.553	29.430	31.606	35.517	286.5	1:24:14.427
44	3	1:35.547	29.339	31.012	35.196	288.8	1:24:11.056	49	1	2:44.767 B	30.134	57.477	1:17.156	287.2	1:26:59.194
45	3	2:14.791 B	29.953	52.330	52.508	290.3	1:26:25.847								
29	Richard Mille by TDS		3. Grégoire SAUCY			Oreca 07 - Gibson LMP2 Pro/Am		30	Duqueine Team		3. James ALLEN			Oreca 07 - Gibson LMP2	
	1. Rodrigo SALES								1. Niels KOOLEN						
	2. Mathias BECHE								2. Jean-Baptiste SIMMENAUI						
1	1	2:32.403	1:11.181	39.925	41.297		2:32.403	1	3	4:06.751	2:53.618	36.125	37.008		4:06.751
2	1	1:46.632 35.898	33.645	37.089	277.6		4:19.035	2	3	1:36.596	29.565	31.794	35.237	281.2	5:43.347
3	1	1:37.389	30.041	31.636	35.712	282.7	5:56.424	3	3	1:34.941 29.425	30.805	34.711	279.1		7:18.288
4	1	1:35.461	29.183	31.150	35.128	283.5	7:31.885	4	3	1:33.541	28.721	30.432	34.388	290.3	8:51.829
5	1	1:35.578	29.631	30.602	35.345	290.3	9:07.463	5	3	1:38.598	28.459	32.159	37.980	288.8	10:30.427
6	1	1:34.407	28.688	30.995	34.724	290.3	10:41.870	6	3	1:32.817	28.349	30.486	33.982	291.1	12:03.244
7	1	1:35.394	29.068	31.704	34.622	289.5	12:17.264	7	3	1:32.713	28.427	30.413	33.873	290.3	13:35.957
8	1	1:33.588	28.554	30.456	34.578	289.5	13:50.852	8	3	1:32.386	28.185	30.280	33.921	290.3	15:08.343
9	1	1:34.911	28.836	30.842	35.233	292.7	15:25.763	9	3	1:39.443 B	28.498	30.414	40.531	288.8	16:47.786
10	1	1:34.084	28.973	30.549	34.562	291.1	16:59.847	10	3	5:02.963	3:55.964	31.275	35.724		21:50.749
11	1	1:41.555 B 29.017	30.789	41.749	288.8		18:41.402	11	3	1:34.683	29.184	30.748	34.751	282.7	23:25.432
12	3	4:23.568	3:16.877	31.187	35.504		23:04.970	12	3	1:34.243	29.332	30.777	34.134	288.8	24:59.675
13	3	1:36.208	29.588	31.462	35.158	286.5	24:41.178	13	3	1:34.642	28.630	30.947	35.065	289.5	26:34.317
14	3	1:33.696	28.400	31.057	34.239	287.2	26:14.874	14	3	1:34.354 28.549	31.494	34.311	289.5		28:08.671
15	3	1:32.871	28.405	30.212	34.254	285.7	27:47.745	15	3	1:34.245 28.732	30.968	34.545	288.0		29:42.916
16	3	1:33.213	28.414	30.530	34.269	286.5	29:20.958	16	3	1:33.624	28.721	30.630	34.273	288.8	31:16.540
17	3	1:35.635	29.962	30.948	34.725	291.1	30:56.593	17	3	1:35.322	28.657	31.080	35.585	290.3	32:51.862
18	3	1:37.503	28.754	30.612	38.137	286.5	32:34.096	18	3	1:34.165	28.628	31.196	34.341	288.0	34:26.027
19	3	1:33.103	28.504	30.106	34.493	289.5	34:07.199	19	3	1:42.315 B	28.643	31.046	42.626	288.8	36:08.342
20	3	1:35.590	28.978	31.402	35.210	289.5	35:42.789	20	2	3:25.650	2:18.235	31.554	35.861		39:33.992
21	3	1:40.805	29.443	31.545	39.817	294.3	37:23.594	21	2	1:35.895	29.129	31.316	35.540	284.2	41:09.887
22	3	1:36.591	28.590	31.812	36.189	288.0	39:00.185	22	2	1:36.119	29.154	31.019	35.946	285.7	42:46.006
23	3	1:32.992	28.352	30.283	34.357	288.0	40:33.177	23	2	1:36.120	29.254	31.907	34.959	286.5	44:22.126
24	3	1:35.607	30.478	30.641	34.488	284.2	42:08.784	24	2	1:35.891 29.597	31.358	34.936	288.8		45:58.017
25	3	1:35.609	28.577	30.751	36.281	289.5	43:44.393	25	2	1:35.043	28.820	30.933	35.290	288.8	47:33.060
26	3	1:40.536 B	29.244	31.171	40.121	289.5	45:24.929	26	2	1:36.904	30.076	31.738	35.090	287.2	49:09.964
27	2	3:28.903	2:22.515	31.205	35.183		48:53.832	27	2	1:35.581	29.467	31.105	35.009	288.8	50:45.545
28	2	1:35.985	29.471	31.004	35.510	286.5	50:29.817	28	2	1:34.918	28.798	31.269	34.851	288.0	52:20.463
29	2	1:36.378	29.490	30.971	35.917	286.5	52:06.195	29	2	1:34.470 28.745	30.807	34.918	288.0		53:54.933
30	2	1:34.048	28.633	30.703	34.712	286.5	53:40.243	30	2	1:34.706	28.990	30.760	34.956	285.7	55:29.639
31	2	1:35.419	29.974	30.743	34.702	286.5	55:15.662	31	2	1:34.624	28.903	30.910	34.811	286.5	57:04.263
32	2	1:37.379	29.843	30.737	36.799	290.3	56:53.041	32	2	1:36.241	29.316	31.635	35.290	286.5	58:40.504
33	2	1:33.578	28.727	30.520	34.331	286.5	58:26.619	33	2	1:37.851	29.462	31.318	37.071	289.5	1:00:18.355
34	2	1:35.145	29.456	30.750	34.939	288.0	1:00:01.764	34	2	1:42.395 B	29.434	31.448	41.513		1:02:00.750
35	2	1:34.322	28.514	30.643	35.165		1:01:36.086	35	1	3:54.760	2:48.066	31.554	35.140		1:05:55.510
36	2	1:34.649	29.182	30.626	34.841		1:03:10.735	36	1	1:36.873	30.230	31.690	34.953		1:07:32.383
37	2	1:34.944	28.610	30.858	35.476		1:04:45.679	37	1	1:36.614 29.641	31.689	35.284			1:09:08.997
38	2	1:35.308	29.348	30.626	35.334		1:06:20.987	38	1	1:34.897	29.043	31.035	34.819		1:10:43.894
39	2	1:33.647	28.458	30.633	34.556		1:07:54.634	39	1	1:36.045	30.221	30.983	34.841		1:12:19.939
40	2	1:34.540	29.046	30.786	34.708		1:09:29.174	40	1	1:34.929	29.097	30.966	34.866		1:13:54.868
41	2	1:33.515 28.397	30.456	34.752			1:11:02.689	41	1	1:35.412	29.709	30.756	34.947		1:15:30.280
								42	1	1:35.300	28.946	31.294	35.060		1:17:05.580





European Le Mans Series
4 Hours of Portimao
Free Practice 2

Sector Analysis

Lap under Red Flag Invalidated Lap Personal Best Session Best Crossing the pit lane

Lap	D	Time	Sector 1	Sector 2	Sector 3	T. Spd	Elapsed	Lap	D	Time	Sector 1	Sector 2	Sector 3	T. Spd	Elapsed
-----	---	------	----------	----------	----------	--------	---------	-----	---	------	----------	----------	----------	--------	---------

43	1	1:35.085	28.932	31.163	34.990	290.3	1:18:40.665
44	1	1:35.736	28.920	31.221	35.595	288.8	1:20:16.401
45	1	1:40.280 B	29.329	31.192	39.759	289.5	1:21:56.681
46	1	2:48.160	1:40.616	32.063	35.481		1:24:44.841
47	1	3:02.847 B	50.291	1:00.072	1:12.484	287.2	1:27:47.688

31	Racing Spirit of Lemans		Ligier JS P320 - Nissan		
	1. Jacques WOLFF	3. Antoine DOQUIN			LMP3
	2. Jean-Ludovic FOUBERT				

1	3	3:16.811	2:01.450	34.868	40.493		3:16.811
2	3	1:45.045	32.678	32.774	39.593	256.5	5:01.856
3	3	1:47.428	31.289	32.173	43.966	260.9	6:49.284
4	3	1:40.156	31.016	32.455	36.685	261.5	8:29.440
5	3	1:39.741	30.918	32.069	36.754	262.1	10:09.181
6	3	1:57.910 B	30.780	36.722	50.408	262.1	12:07.091
7	2	3:52.632	2:40.096	34.378	38.158		15:59.723
8	2	1:43.325	32.078	33.258	37.989	261.5	17:43.048
9	2	1:42.600	31.698	33.328	37.574	259.6	19:25.648
10	2	1:42.796	31.628	33.166	38.002	259.6	21:08.444
11	2	1:42.288	31.614	33.112	37.562	260.9	22:50.732
12	2	1:49.756 B	31.926	33.341	44.489	260.2	24:40.488
13	1	7:27.371 B	5:48.656	43.234	55.481		32:07.859
14	2	3:59.668 B	2:26.380	41.454	51.834		36:07.527
15	3	20:14.989 B	...	44.830	59.659		56:22.516
16	3	3:57.869 B	2:23.359	40.650	53.860		1:00:20.385
17	3	4:07.075 B	2:38.781	37.716	50.578		1:04:27.460

34	Inter Europal Competition		Oreca 07 - Gibson		
	1. Oliver GRAY	3. Luca GHIOTTO			LMP2
	2. Clément NOVALAK				

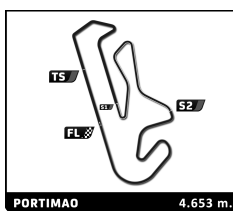
1	2	2:32.127 B	1:10.930	36.068	45.129		2:32.127
2	2	2:14.557	2:01.374	35.998	37.185		5:46.684
3	2	1:43.128	31.452	32.457	39.219	248.3	7:29.812
4	2	1:34.868	28.674	30.122	36.072	288.8	9:04.680
5	2	1:33.701	28.391	30.554	34.756	291.9	10:38.381
6	2	1:34.928	28.944	30.354	35.630	289.5	12:13.309
7	2	1:32.233	28.304	30.179	33.750	291.1	13:45.542
8	2	1:44.922 B	28.890	31.150	44.882	292.7	15:30.464
9	3	4:01.243	2:53.893	32.223	35.127		19:31.707
10	3	1:35.434	29.639	30.949	34.846	286.5	21:07.141
11	3	1:34.246	29.123	30.680	34.443	287.2	22:41.387
12	3	1:33.366	28.717	30.334	34.315	288.8	24:14.753
13	3	1:36.822	29.227	32.199	35.396	290.3	25:51.575
14	3	1:33.602	28.723	30.415	34.464	289.5	27:25.177
15	3	1:33.023	28.458	30.318	34.247	291.9	28:58.200
16	3	1:34.174	28.643	30.836	34.695	291.1	30:32.374
17	3	1:35.598	28.851	31.022	35.725	290.3	32:07.972
18	3	1:35.865	28.945	31.738	35.182	290.3	33:43.837
19	3	1:35.009	29.672	30.512	34.825	291.1	35:18.846
20	3	1:35.689	30.316	30.671	34.702	289.5	36:54.535
21	3	1:34.353	28.986	30.581	34.786	290.3	38:28.888
22	3	1:36.318	30.067	30.942	35.309	288.0	40:05.206
23	3	1:34.263	28.740	30.510	35.013	288.8	41:39.469
24	3	1:33.908	28.577	30.596	34.735	291.1	43:13.377
25	3	1:39.232 B	28.702	30.445	40.085	289.5	44:52.609

26	3	4:55.441	3:49.402	31.368	34.671		49:48.050
27	3	1:33.520	28.541	30.596	34.383	291.1	51:21.570
28	3	1:34.812	28.562	31.178	35.072	294.3	52:56.382
29	3	1:34.219	28.750	30.947	34.522	290.3	54:30.601
30	3	1:36.124	30.235	30.899	34.990	292.7	56:06.725
31	3	1:40.281 B	29.435	30.749	40.097	291.1	57:47.006
32	1	3:21.130	2:14.563	31.375	35.192		1:01:08.136
33	1	1:36.348	28.945	32.410	34.993		1:02:44.484
34	1	1:34.953	28.896	31.047	35.010		1:04:19.437
35	1	1:36.890	30.775	31.328	34.787		1:05:56.327
36	1	1:34.625	29.262	30.809	34.554		1:07:30.952
37	1	1:35.722	29.635	31.428	34.659		1:09:06.674
38	1	1:33.656	28.655	30.729	34.272		1:10:40.330
39	1	1:33.353	28.565	30.370	34.418		1:12:13.683
40	1	1:34.421	28.698	31.282	34.441		1:13:48.104
41	1	1:34.161	28.767	30.484	34.910		1:15:22.265
42	1	1:33.349	28.466	30.462	34.421		1:16:55.614
43	1	1:33.999	28.545	30.676	34.778	291.1	1:18:29.613
44	1	1:43.972 B	28.699	30.730	44.543	290.3	1:20:13.585
45	1	3:24.324	2:18.575	30.858	34.891		1:23:37.909
46	1	2:05.604 B	28.759	31.357	1:05.488	289.5	1:25:43.513

35	Ultimate		Ligier JS P320 - Nissan		
	1. François HERIAU	3. Matthieu LAHAYE			LMP3
	2. Jean-Baptiste LAHAYE				

1	3	2:04.930	45.139	37.941	41.850		2:04.930
2	3	1:46.434	33.093	34.712	38.629	257.1	3:51.364
3	3	1:42.570	31.794	33.107	37.669	264.1	5:33.934
4	3	1:41.312	31.314	32.796	37.202	264.1	7:15.246
5	3	1:52.191	35.103	37.079	40.009	222.2	9:07.437
6	3	1:40.806	31.296	32.476	37.034	266.0	10:48.243
7	3	1:40.644	31.228	32.623	36.793	267.3	12:28.887
8	3	2:01.533 B	35.526	38.417	47.590	228.3	14:30.420
9	1	4:57.198	3:43.824	34.953	38.421		19:27.618
10	1	1:43.957	31.830	34.053	38.074	260.9	21:11.575
11	1	1:43.434	31.875	33.887	37.672	261.5	22:55.009
12	1	1:42.792	31.617	33.418	37.757	262.8	24:37.801
13	1	1:42.443	31.377	33.456	37.610	261.5	26:20.244
14	1	1:44.398	31.514	33.520	39.364	262.1	28:04.642
15	1	1:44.734	32.714	33.678	38.342	261.5	29:49.376
16	1	1:42.743	31.614	33.162	37.967	259.6	31:32.119
17	1	1:43.837	32.340	33.371	38.126	262.8	33:15.956
18	1	1:43.026	32.035	33.007	37.984	260.2	34:58.982
19	1	1:50.548 B	31.558	33.795	45.195	260.9	36:49.530
20	2	6:27.774	5:15.766	33.643	38.365		43:17.304
21	2	1:43.977	32.779	33.397	37.801	259.6	45:01.281
22	2	1:42.106	31.329	33.107	37.670	262.1	46:43.387
23	2	1:41.076	31.078	32.861	37.137	262.8	48:24.463
24	2	1:41.696	31.171	32.941	37.584	262.8	50:06.159
25	2	1:41.847	31.237	32.948	37.662	263.4	51:48.006
26	2	1:41.661	31.665	32.768	37.228	265.4	53:29.667
27	2	1:43.264	31.365	33.282	38.617	264.7	55:12.931
28	2	1:51.964 B	33.107	34.285	44.572	259.6	57:04.895
29	2	4:42.795	3:31.313	33.801	37.681		1:01:47.690





European Le Mans Series
4 Hours of Portimão
Free Practice 2

Sector Analysis

Lap under Red Flag Invalidated Lap Personal Best Session Best Crossing the pit lane

Lap	D	Time	Sector 1	Sector 2	Sector 3	T. Spd	Elapsed
30	2	1:42.136	31.657	32.758	37.721		1:03:29.826
31	2	1:41.477	31.567	32.787	37.123		1:05:11.303
32	2	1:42.142	31.384	32.869	37.889		1:06:53.445
33	2	1:42.072	31.640	33.218	37.214		1:08:35.517
34	2	2:01.156 B	42.886	33.562	44.708		1:10:36.673
35	2	4:45.772 B	3:27.174	33.803	44.795		1:15:22.445
36	2	3:38.963 B	2:20.589	33.976	44.398		1:19:01.408
37	3	3:34.291 B	2:17.434	33.495	43.362		1:22:35.699
38	1	4:37.230 B	2:19.051	1:02.631	1:15.548		1:27:12.929

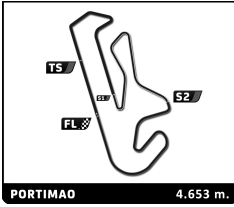
Lap	D	Time	Sector 1	Sector 2	Sector 3	T. Spd	Elapsed
39	3	1:35.812	30.542	31.248	34.022	251.2	6:25.935
40	2	1:32.714	28.395	30.031	34.288	288.0	7:58.649
5	2	1:35.944	29.402	31.312	35.230	288.8	9:34.593
6	2	1:32.638	28.307	29.827	34.504	289.5	11:07.231
7	2	1:32.742	28.339	29.938	34.465	288.8	12:39.973
8	2	1:43.627 B	28.877	32.181	42.569	288.8	14:23.600
9	1	8:20.320	7:13.406	32.087	34.827		22:43.920
10	1	1:34.532	29.061	30.888	34.583	288.8	24:18.452
11	1	1:36.303	28.885	30.793	36.625	287.2	25:54.755
12	1	1:34.895	29.441	30.694	34.760	283.5	27:29.650
13	1	1:35.330	29.678	31.096	34.556	285.7	29:04.980
14	1	1:34.042	28.851	30.480	34.711	289.5	30:39.022
15	1	1:35.293	29.020	31.606	34.667	288.8	32:14.315
16	1	1:37.620	31.670	31.159	34.791	286.5	33:51.935
17	1	1:35.951	29.644	31.522	34.785	283.5	35:27.886
18	1	1:35.131	28.931	30.860	35.340	288.8	37:03.017
19	1	1:36.850	30.442	31.128	35.280	285.0	38:39.867
20	1	1:35.521	29.230	30.922	35.369	286.5	40:15.388
21	1	1:35.117	28.863	30.958	35.296	289.5	41:50.505
22	1	1:34.660	28.835	30.667	35.158	288.0	43:25.165
23	1	1:34.497	28.708	30.913	34.876	288.0	44:59.662
24	1	1:34.866	29.171	30.615	35.080	285.7	46:34.528
25	1	1:34.219	28.813	30.790	34.616	287.2	48:08.747
26	1	1:41.208 B	28.774	30.708	41.726	286.5	49:49.955
27	3	6:32.537	5:25.086	32.169	35.282		56:22.492
28	3	1:36.099	29.527	31.314	35.258	289.5	57:58.591
29	3	1:35.512	29.022	31.335	35.155	288.0	59:34.103
30	3	1:36.831	29.019	31.896	35.916	288.8	1:01:10.934
31	3	1:35.253	29.025	30.845	35.383		1:02:46.187
32	3	1:35.921	29.707	31.134	35.080		1:04:22.108
33	3	1:35.209	29.159	31.137	34.913		1:05:57.317
34	3	1:36.045	29.788	31.377	34.880		1:07:33.362
35	3	1:36.778	29.782	31.165	35.831		1:09:10.140
36	3	1:34.838	29.010	31.021	34.807		1:10:44.978
37	3	1:39.833	29.533	30.905	39.395		1:12:24.811
38	3	1:34.542	28.874	30.978	34.690		1:13:59.353
39	3	1:37.109	28.767	31.120	37.222		1:15:36.462
40	3	1:34.715	28.886	30.858	34.971		1:17:11.177
41	3	1:34.967	29.312	30.860	34.795	288.8	1:18:46.144

43 Inter Europol Competition Oreca 07 - Gibson LMP2

1. Sebastian ALVAREZ 3. Tom DILLMANN
2. Vladislav LOMKO

Lap	D	Time	Sector 1	Sector 2	Sector 3	T. Spd	Elapsed
1	3	2:41.276 B	1:15.200	38.435	47.641		2:41.276
2	3	3:58.377	2:43.790	36.441	38.146		6:39.653
3	3	1:41.303	31.896	33.468	35.939	248.8	8:20.956
4	3	1:36.018	29.784	31.259	34.975	287.2	9:56.974
5	3	1:38.432	29.262	31.192	37.978	290.3	11:35.406
6	3	1:32.419	28.308	30.108	34.003	291.1	13:07.825
7	3	1:32.454	28.378	30.384	33.692	291.9	14:40.279
8	3	1:32.031	28.219	30.136	33.676	292.7	16:12.310
9	3	2:00.284	33.805	44.796	41.683	289.5	18:12.594
10	3	1:32.179	28.419	29.951	33.809	290.3	19:44.773
11	3	1:41.196 B	29.363	30.927	40.906	291.1	21:25.969
12	2	3:51.589	2:43.710	32.359	35.520		25:17.558
13	2	1:36.862	30.664	31.057	35.141	289.5	26:54.420
14	2	1:35.199	29.596	30.622	34.981	288.8	28:29.619
15	2	1:34.655	28.835	30.748	35.072	287.2	30:04.274
16	2	1:34.239	28.850	30.514	34.875	287.2	31:38.513
17	2	1:36.995	29.336	32.172	35.487	290.3	33:15.508
18	2	1:34.434	28.810	30.497	35.127	288.8	34:49.942
19	2	1:36.425	28.940	32.181	35.304	291.1	36:26.367
20	2	1:35.143	28.899	31.424	34.820	291.9	38:01.510
21	2	1:34.055	28.630	30.385	35.040	290.3	39:35.565
22	2	1:34.891	28.728	30.667	35.496	288.8	41:10.456
23	2	1:40.204 B	29.027	30.605	40.572	289.5	42:50.660
24	2	2:37.185	1:31.740	30.833	34.612		45:27.845
25	2	1:34.613	28.753	30.972	34.888	290.3	47:02.458
26	2	1:34.844	29.136	30.887	34.821	292.7	48:37.302
27	2	1:33.844	28.789	30.557	34.498	290.3	50:11.146
28	2	1:34.536	28.593	30.746	35.197	293.5	51:45.682
29	2	1:40.589 B	29.908	30.958	39.723	290.3	53:26.271
30	1	3:03.769	1:56.971	31.447	35.351		56:30.040
31	1	1:35.830	29.146	30.784	35.900	288.0	58:05.870
32	1	1:35.411	28.890	31.924	34.597	289.5	59:41.281
33	1	1:34.705	28.949	30.984	34.772	291.1	1:01:15.986
34	1	1:35.592	28.859	30.641	36.092		1:02:51.578
35	1	1:35.030	29.082	30.538	35.410		1:04:26.608
36	1	1:35.106	28.997	30.665	35.444		1:06:01.714
37	1	1:35.186	28.883	31.483	34.820		1:07:36.900
38	1	1:36.292	29.986	30.664	35.642		1:09:13.192
39	1	1:34.354	29.176	30.629	34.549		1:10:47.546
40	1	1:34.499	29.160	30.735	34.604		1:12:22.045
41	1	1:34.514	28.931	30.981	34.602		1:13:56.559
42	1	1:34.316	29.213	30.575	34.528		1:15:30.875
43	1	1:35.130	28.815	31.069	35.246		1:17:06.005
44	1	1:35.097	28.937	30.947	35.213	294.3	1:18:41.102
45	1	1:34.648	28.920	30.717	35.011	295.9	1:20:15.750
46	1	1:34.745	29.128	30.811	34.806	291.1	1:21:50.495
47	1	1:35.466	28.823	31.506	35.137	291.9	1:23:25.961





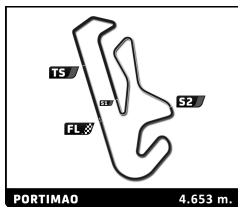
European Le Mans Series 4 Hours of Portimao Free Practice 2

Sector Analysis

Lap under Red Flag Invalidated Lap Personal Best Session Best B Crossing the pit lane

Lap	D	Time	Sector 1	Sector 2	Sector 3	T. Spd	Elapsed	Lap	D	Time	Sector 1	Sector 2	Sector 3	T. Spd	Elapsed								
48	1	1:46.529 B	28.927	30.914	46.688	291.9	1:25:12.490	4	1	1:44.366	32.408	33.644	38.314	252.9	7:59.042								
47	3	2:09.589	55.682	36.135	37.772		2:09.589	5	1	1:44.365	32.382	33.573	38.410	252.3	9:43.407								
								COOL Racing 1. Carl BENNETT 2. Ferdinand HABSBURG 3. Frederik VESTI	Oreca 07 - Gibson LMP2	6	1	1:44.775	32.417	33.707	38.651	252.9	11:28.182						
1	3	2:09.589	55.682	36.135	37.772		2:09.589	7	1	1:44.539	32.166	33.941	38.432	251.7	13:12.721								
2	3	1:47.027 B	33.174	32.290	41.563	217.7	3:56.616	8	1	1:52.456 B	32.415	33.987	46.054	251.7	15:05.177								
3	3	3:04.991	1:48.077	38.813	38.101		7:01.607	9	2	3:17.773	2:05.213	34.150	38.410		18:22.950								
4	3	1:41.454	32.445	33.445	35.564	220.0	8:43.061	10	2	1:44.911	32.359	33.820	38.732	251.7	20:07.861								
5	3	1:43.979	30.728	31.028	42.223	251.2	10:27.040	11	2	1:45.601	32.993	34.498	38.110	251.7	21:53.462								
6	3	1:32.910	28.271	30.440	34.199	288.8	11:59.950	12	2	1:44.027	32.424	33.405	38.198	253.5	23:37.489								
7	3	1:32.598	28.277	30.262	34.059	288.0	13:32.548	13	2	1:44.292	32.288	33.590	38.414	252.3	25:21.781								
8	3	1:32.434	28.230	30.104	34.100	288.8	15:04.982	14	2	1:43.584	32.089	33.386	38.109	254.1	27:05.365								
9	3	1:32.502	28.307	30.207	33.988	289.5	16:37.484	15	2	1:43.856	32.009	33.439	38.408	255.3	28:49.221								
10	3	1:37.327	30.387	31.306	35.634	288.8	18:14.811	16	2	1:49.348 B	32.064	33.258	44.026	252.3	30:38.569								
11	3	1:37.353 B	28.429	30.258	38.666	287.2	19:52.164	17	2	3:12.126	1:57.944	35.381	38.801		33:50.695								
12	2	11:02.482	9:55.839	31.828	34.815		30:54.646	18	2	1:46.028	33.031	34.017	38.980	250.6	35:36.723								
13	2	1:34.225	29.098	30.398	34.729	288.8	32:28.871	19	2	1:52.558	40.455	33.871	38.232	135.8	37:29.281								
14	2	1:34.398	28.764	30.917	34.717	287.2	34:03.269	20	2	1:45.583	33.785	33.642	38.156	250.0	39:14.864								
15	2	1:34.736	29.721	30.692	34.323	287.2	35:38.005	21	2	1:43.905	32.330	33.416	38.159	251.2	40:58.769								
16	2	1:35.443	29.983	30.788	34.672	288.0	37:13.448	22	2	1:46.742	33.186	34.046	39.510	252.3	42:45.511								
17	2	1:33.840	28.664	30.525	34.651	287.2	38:47.288	23	2	1:43.747	32.143	33.295	38.309	251.7	44:29.258								
18	2	1:35.934	30.702	30.718	34.514	288.0	40:23.222	24	2	1:43.368	32.087	33.180	38.101	252.9	46:12.626								
19	2	1:34.064	29.109	30.534	34.421	285.7	41:57.286	25	2	1:47.245	32.019	36.960	38.266	253.5	47:59.871								
20	2	1:34.110	29.055	30.762	34.293	287.2	43:31.396	26	2	1:49.364 B	32.150	33.474	43.740	252.3	49:49.235								
21	2	1:34.232	28.522	31.573	34.137	287.2	45:05.628	27	1	3:37.519	2:24.190	34.055	39.274		53:26.754								
22	2	1:34.841	28.788	31.314	34.739	287.2	46:40.469	28	1	1:45.400	32.620	33.647	39.133	248.8	55:12.154								
23	2	1:33.679	28.381	30.283	35.015	288.0	48:14.148	29	1	1:48.550	32.422	34.488	40.640	249.4	57:00.704								
24	2	1:40.736 B	28.745	31.054	40.937	289.5	49:54.884	30	1	1:48.350	32.661	35.521	40.168	250.0	58:49.054								
25	1	4:31.966	3:23.695	32.003	36.268		54:26.850	31	1	1:47.475	33.975	34.309	39.191	249.4	1:00:36.529								
26	1	1:38.911	29.819	31.614	37.478	287.2	56:05.761	32	1	1:46.480	33.094	33.888	39.498		1:02:23.009								
27	1	1:37.881	31.083	31.553	35.245	280.5	57:43.642	33	1	1:46.135	33.142	33.843	39.150		1:04:09.144								
28	1	1:36.369	29.478	31.241	35.650	288.8	59:20.011	34	1	1:46.173	32.928	33.917	39.328		1:05:55.317								
29	1	1:35.649	29.131	31.121	35.397	290.3	1:00:55.660	35	1	1:46.751	33.295	34.416	39.040		1:07:42.068								
30	1	1:35.755	29.604	31.011	35.140		1:02:31.415	36	1	1:54.126 B	32.777	34.148	47.201		1:09:36.194								
31	1	1:36.811	29.148	31.269	36.394		1:04:08.226	37	1	4:47.730	3:33.250	35.156	39.324		1:14:23.924								
32	1	2:01.144	52.830	32.198	36.116		1:06:09.370	38	1	1:44.185	32.399	33.492	38.294	248.8	1:16:08.109								
33	1	1:37.000	29.438	32.459	35.103		1:07:46.370	39	1	1:45.084	33.089	33.351	38.644	251.2	1:17:53.193								
34	1	1:35.698	29.278	31.363	35.057		1:09:22.068	40	1	1:44.822	32.383	33.844	38.595	250.6	1:19:38.015								
35	1	1:35.553	29.064	31.273	35.216		1:10:57.621	41	1	1:44.637	32.322	33.667	38.648	250.6	1:21:22.652								
36	1	1:35.227	29.309	30.945	34.973		1:12:32.848	42	1	1:56.619 B	34.084	34.154	48.381	250.0	1:23:19.271								
37	1	1:35.336	29.072	31.119	35.145		1:14:08.184	43	2	4:48.242 B	2:31.048	1:00.917	1:16.277		1:28:07.513								
38	1	1:42.439 B	29.209	31.236	41.994		1:15:50.623	51	AF Corse 1. Charles-Henri SAMANI 2. Emmanuel COLLARD	3. Nicolas VARRONE	Ferrari 296 LMGT3 LMGT3												
39	3	3:04.622	1:57.760	31.474	35.388		1:18:55.245				1	2	2:35.381	1:16.813	37.217	41.351		2:35.381					
40	3	1:35.944	29.918	31.159	34.867	288.0	1:20:31.189	2	2	1:47.456	33.743	34.849	38.864	249.4	4:22.837								
41	3	1:34.455	28.851	30.890	34.714	290.3	1:22:05.644	3	2	1:44.943	32.840	33.587	38.516	251.7	6:07.780								
42	3	1:34.766	28.608	30.965	35.193	287.2	1:23:40.410	4	2	1:45.007	32.230	33.854	38.923	252.9	7:52.787								
43	3	2:09.772 B	28.733	33.927	1:07.112	288.0	1:25:50.182	5	2	1:44.108	32.233	33.736	38.139	254.7	9:36.895								
50	1	2:42.890	1:26.505	36.728	39.657		2:42.890	6	2	1:43.962	31.972	33.642	38.348	254.7	11:20.857	7	2	1:43.912	32.174	33.582	38.156	253.5	13:04.769
1	1	2:42.890	1:26.505	36.728	39.657		2:42.890	8	2	1:43.786	32.118	33.402	38.266	253.5	14:48.555								
2	1	1:47.241	32.753	34.037	40.451	248.3	4:30.131	9	2	1:44.184	32.158	33.733	38.293	252.3	16:32.739								
3	1	1:44.545	32.316	33.663	38.566	251.7	6:14.676	10	2	1:51.563 B	32.297	33.681	45.585	251.7	18:24.302								





PORTIMÃO

4.653 m.

European Le Mans Series 4 Hours of Portimão Free Practice 2

Sector Analysis

■ Lap under Red Flag ■ Invalidated Lap ■ Personal Best ■ Session Best B Crossing the pit lane

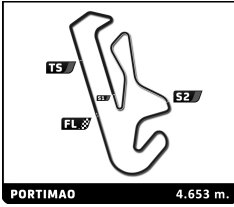
Lap	D	Time	Sector 1	Sector 2	Sector 3	T. Spd	Elapsed	Lap	D	Time	Sector 1	Sector 2	Sector 3	T. Spd	Elapsed			
11	2	3:13.350	2:00.074	34.779	38.497		21:37.652	20	1	1:46.996	32.913	34.264	39.819	251.7	39:26.065			
12	2	1:47.979	32.572	34.821	40.586	250.6	23:25.631	21	1	1:46.376	33.034	33.688	39.654	250.0	41:12.441			
13	2	1:47.078	32.129	33.789	41.160	252.9	25:12.709	22	1	1:52.447 B	33.006	33.808	45.633	250.6	43:04.888			
14	2	1:43.520	32.157	33.382	37.981	252.9	26:56.229	23	1	10:01.514	8:44.626	36.977	39.911		53:06.402			
15	2	1:43.212	31.966	33.347	37.899	255.3	28:39.441	24	1	1:47.707	33.549	35.233	38.925	248.3	54:54.109			
16	2	1:44.691	31.980	33.354	39.357	252.9	30:24.132	25	1	1:44.718	32.499	33.360	38.859	250.0	56:38.827			
17	2	1:50.426 B	32.655	33.354	44.417	254.7	32:14.558	26	1	1:45.025	32.527	33.561	38.937	250.6	58:23.852			
18	3	3:20.896	2:08.593	34.063	38.240		35:35.454	27	1	1:45.602	32.658	33.647	39.297	248.3	1:00:09.454			
19	3	1:44.175	32.295	33.413	38.467	251.7	37:19.629	28	1	1:45.427	32.361	33.911	39.155		1:01:54.881			
20	3	1:46.199	32.544	33.617	40.038	252.3	39:05.828	29	1	1:45.400	32.580	33.712	39.108		1:03:40.281			
21	3	1:44.460	32.324	33.702	38.434	252.3	40:50.288	30	1	1:45.434	32.661	33.627	39.146		1:05:25.715			
22	3	1:43.713	31.964	33.392	38.357	252.3	42:34.001	31	1	1:46.940	33.135	34.450	39.355		1:07:12.655			
23	3	1:44.072	32.149	33.436	38.487	252.3	44:18.073	32	1	1:52.264 B	32.950	34.543	44.771		1:09:04.919			
24	3	1:43.697	32.151	33.399	38.147	252.9	46:01.770	33	1	3:43.728	2:31.207	33.717	38.804		1:12:48.647			
25	3	1:50.690 B	32.463	34.036	44.191	254.1	47:52.460	34	1	1:44.100	32.148	33.459	38.493		1:14:32.747			
26	1	3:28.563	2:10.069	37.501	40.993		51:21.023	35	1	1:45.216	32.860	33.658	38.698		1:16:17.963			
27	1	1:47.156	33.415	34.339	39.402	250.0	53:08.179	36	1	1:44.420	32.267	33.842	38.311	252.3	1:18:02.383			
28	1	1:48.188	33.120	35.516	39.552	251.2	54:56.367	37	1	1:44.574	32.189	33.755	38.630	251.7	1:19:46.957			
29	1	1:54.581 B	33.376	34.073	47.132	251.2	56:50.948	38	1	1:44.636	32.325	33.776	38.535	251.7	1:21:31.593			
30	1	3:55.314	2:37.629	37.741	39.944		1:00:46.262	39	1	1:44.233	32.171	33.578	38.484	251.7	1:23:15.826			
31	1	1:45.342	32.743	33.807	38.792		1:02:31.604	40	1	1:55.910 B	32.100	34.064	49.746	252.9	1:25:11.736			
32	1	1:45.835	32.714	33.726	39.395		1:04:17.439				57 Kessel Racing 1. Takeshi KIMURA 2. Esteban MASSON			Ferrari 296 LMGT3 LMGT3				
33	1	1:47.056	33.423	34.263	39.370		1:06:04.495	1	1	2:47.054	1:25.140	39.036	42.878		2:47.054			
34	1	1:46.190	32.826	34.304	39.060		1:07:50.685	2	1	1:51.599	34.361	35.821	41.417	247.1	4:38.653			
35	1	1:45.581	32.784	33.893	38.904		1:09:36.266	3	1	1:49.851	34.828	35.379	39.644	240.0	6:28.504			
36	1	1:44.897	32.497	33.679	38.721		1:11:21.163	4	1	1:47.248	33.038	34.465	39.745	251.7	8:15.752			
37	1	1:53.735 B	32.747	34.098	46.890		1:13:14.898	5	1	1:46.305	32.915	34.361	39.029	252.9	10:02.057			
38	1	3:08.763	1:55.323	34.777	38.663		1:16:23.661	6	1	1:47.005	32.647	34.428	39.930	254.1	11:49.062			
39	1	1:43.512	32.081	33.293	38.138	253.5	1:18:07.173	7	1	1:48.859	33.089	34.217	41.553	253.5	13:37.921			
40	1	1:51.375 B	31.989	33.497	45.889	252.3	1:19:58.548	8	1	2:02.858 B	33.405			247.1	15:40.779			
41	3	6:39.905 B	4:42.994	55.354	1:01.557		1:26:38.453	9	1	4:34.386	3:10.874	41.554	41.958		20:15.165			
55 Spirit of Race 1. Duncan CAMERON 2. David PEREL																Ferrari 296 LMGT3 LMGT3		
3. Matthew GRIFFIN																		
1	2	2:40.612	1:18.669	35.874	46.069		2:40.612	10	1	1:49.908	33.903	35.317	40.688	246.6	22:05.073			
2	2	1:44.138	32.275	33.773	38.090	250.0	4:24.750	11	1	1:46.992	32.871	33.860	40.261	250.6	23:52.065			
3	2	1:43.428	31.989	33.440	37.999	253.5	6:08.178	12	1	1:46.825	33.582	34.337	38.906	251.7	25:38.890			
4	2	1:44.098	32.461	33.322	38.315	255.9	7:52.276	13	1	1:45.780	32.779	34.093	38.908	251.7	27:24.670			
5	2	1:43.100	32.048	33.159	37.893	252.9	9:35.376	14	1	1:45.837	32.567	34.044	39.226	252.9	29:10.507			
6	2	1:43.209	31.841	33.118	38.250	255.3	11:18.585	15	1	1:50.320	32.030	34.119	43.171	249.4	31:00.827			
7	2	1:43.241	32.059	33.200	37.982	254.1	13:01.826	16	1	1:45.531	32.531	33.994	39.006	252.3	32:46.358			
8	2	1:49.806 B	31.921	33.348	44.537	254.1	14:51.632	17	1	1:44.933	32.425	33.856	38.652	252.3	34:31.291			
9	2	2:55.120	1:41.716	34.842	38.562		17:46.752	18	1	1:44.986	32.326	33.802	38.958	252.3	36:16.277			
10	2	1:43.497	32.105	33.261	38.131	250.0	19:30.249	19	1	1:59.449 B	35.588	37.226	46.635	249.4	38:15.726			
11	2	1:44.060	32.294	33.198	38.568	252.3	21:14.309	20	3	3:18.112	2:00.509	37.131	40.472		41:33.838			
12	2	1:45.633	32.041	33.388	40.204	252.3	22:59.942	21	3	1:51.244	33.704	36.001	41.539	243.8	43:25.082			
13	2	1:43.226	31.968	33.212	38.046	253.5	24:43.168	22	3	1:46.660	32.650	34.122	38.888	245.5	45:11.742			
14	2	1:49.883 B	32.227	33.508	44.148	252.9	26:33.051	23	3	1:45.023	32.049	33.451	39.523	251.7	46:56.765			
15	1	3:50.881	2:33.992	34.454	42.435		30:23.932	24	3	1:47.270	33.196	35.187	38.887	250.0	48:44.035			
16	1	1:47.948	34.109	33.879	39.960	252.9	32:11.880	25	3	1:50.576 B	32.094	33.431	45.051	251.7	50:34.611			
17	1	1:51.690	37.027	35.588	39.075	249.4	34:03.570	26	3	7:19.314	6:05.211	34.909	39.194		57:53.925			
18	1	1:47.912	34.556	34.140	39.216	252.3	35:51.482	27	3	1:43.833	32.135	33.504	38.194	250.0	59:37.758			
19	1	1:47.587	32.931	33.705	40.951	248.8	37:39.069	28	3	1:43.406	32.011	33.184	38.211	254.1	1:01:21.164			
								29	3	1:43.963	32.073	33.189	38.701		1:03:05.127			





EUROPEAN LE MANS SERIES

4 HOURS OF PORTIMÃO



European Le Mans Series 4 Hours of Portimao Free Practice 2

Sector Analysis

Lap under Red Flag Invalidated Lap Personal Best Session Best B Crossing the pit lane

Lap	D	Time	Sector 1	Sector 2	Sector 3	T. Spd	Elapsed
30	3	1:43.782	32.101	33.400	38.281		1:04:48.909
31	3	1:43.739	31.963	33.373	38.403		1:06:32.648
32	3	1:50.450 B	32.413	34.203	43.834		1:08:23.098
33	2	3:05.453	1:52.893	34.008	38.552		1:11:28.551
34	2	1:44.400	32.381	33.521	38.498		1:13:12.951
35	2	1:44.190	32.267	33.597	38.326		1:14:57.141
36	2	1:44.438	32.157	33.898	38.383		1:16:41.579
37	2	1:51.672 B	33.019	33.833	44.820	251.7	1:18:33.251
38	2	2:07.752	55.757	33.666	38.329		1:20:41.003
39	2	1:44.165	32.162	33.507	38.496	251.7	1:22:25.168
40	2	1:44.145	32.196	33.445	38.504	252.9	1:24:09.313
41	2	2:35.758 B	33.057	58.221	1:04.480	252.3	1:26:45.071

59	Racing Spirit of Lemman			Aston Martin Vantage AMR LMGT3			
	1. Derek DEBOER		3. Valentin HASSE CLOT			LMGT3	
	2. Casper STEVENSON						

1	3	2:26.715	1:05.487	39.750	41.478		2:26.715
2	3	1:47.474	33.818	34.385	39.271	248.3	4:14.189
3	3	1:42.781	31.861	33.013	37.907	251.2	5:56.970
4	3	1:42.751	32.116	32.805	37.830	252.3	7:39.721
5	3	1:45.708	31.899	33.193	40.616	252.9	9:25.429
6	3	1:42.564	31.693	32.913	37.958	254.7	11:07.993
7	3	1:43.068	31.890	33.008	38.170	254.1	12:51.061
8	3	1:43.020	31.959	33.035	38.026	254.1	14:34.081
9	3	1:43.441	31.957	33.165	38.319	254.1	16:17.522
10	3	1:48.972 B	32.049	33.143	43.780	252.3	18:06.494
11	3	3:46.197	2:33.794	33.526	38.877		21:52.691
12	3	1:49.521 B	32.131	33.471	43.919	252.3	23:42.212
13	2	2:55.243	1:42.152	34.015	39.076		26:37.455
14	2	1:44.346	32.240	33.638	38.468	251.7	28:21.801
15	2	1:43.977	32.144	33.364	38.469	251.2	30:05.778
16	2	1:43.832	32.130	33.273	38.429	253.5	31:49.610
17	2	1:45.196	32.052	33.490	39.654	254.1	33:34.806
18	2	1:44.331	32.111	33.839	38.381	255.3	35:19.137
19	2	1:45.383	32.363	34.144	38.876	253.5	37:04.520
20	2	1:43.808	32.016	33.336	38.456	254.1	38:48.328
21	2	1:49.806 B	32.238	33.611	43.957	254.7	40:38.134
22	1	3:11.249	1:51.266	38.226	41.757		43:49.383
23	1	1:47.233	33.556	34.530	39.147	249.4	45:36.616
24	1	1:45.927	32.874	34.145	38.908	250.0	47:22.543
25	1	1:45.881	32.821	34.234	38.826	251.7	49:08.424
26	1	1:46.676	33.183	34.042	39.451	250.6	50:55.100
27	1	1:47.543	32.372	34.529	39.642	251.7	52:42.643
28	1	1:45.833	32.765	33.781	39.287	253.5	54:28.476
29	1	1:46.179	32.848	34.332	38.999	251.7	56:14.655
30	1	1:45.928	32.863	33.815	39.250	251.7	58:00.583
31	1	1:47.518	32.608	34.736	39.174	252.3	59:48.101
32	1	1:46.145	32.903	34.366	38.876	253.5	1:01:34.246
33	1	1:45.684	32.653	34.151	38.880		1:03:19.930
34	1	1:46.301	32.456	34.178	39.667		1:05:06.231
35	1	1:49.504	33.275	34.533	41.696		1:06:55.735
36	1	1:46.387	32.943	34.380	39.064		1:08:42.122
37	1	1:53.495 B	33.237	34.117	46.141		1:10:35.617
38	2	4:49.096	3:35.642	34.210	39.244		1:15:24.713

39	2	1:44.614	32.008	34.083	38.523		1:17:09.327
40	2	1:44.348	32.441	33.463	38.444	253.5	1:18:53.675
41	2	1:44.545	32.522	33.653	38.370	253.5	1:20:38.220
42	2	1:43.968	32.404	33.224	38.340	251.7	1:22:22.188
43	2	7:50.651 B	32.049	6:03.200	1:15.402	251.2	1:30:12.839

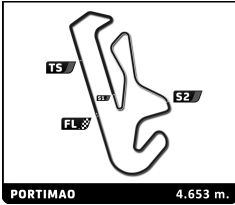
60	Proton Competition			Porsche 911 GT3 R LMGT3			
	1. Claudio SCHIAVONI		3. Julien ANDLAUER			LMGT3	
	2. Matteo CRESSONI						

1	3	2:35.636	1:19.502	35.599	40.535		2:35.636
2	3	1:50.748	34.466	34.707	41.575	247.1	4:26.384
3	3	1:43.543	32.269	33.338	37.936	251.2	6:09.927
4	3	1:43.382	32.061	33.421	37.900	252.3	7:53.309
5	3	1:47.379	32.020	34.403	40.956	256.5	9:40.688
6	3	1:43.025	31.856	33.225	37.944	254.1	11:23.713
7	3	1:49.083 B	32.016	33.405	43.662	254.7	13:12.796
8	3	2:57.915	1:44.559	34.732	38.624		16:10.711
9	3	1:47.924	33.956	33.877	40.091	249.4	17:58.635
10	3	1:43.569	32.127	33.301	38.141	250.0	19:42.204
11	3	1:42.651	32.000	33.625	38.026	252.3	21:25.855
12	3	1:43.291	31.909	33.470	37.912	251.7	23:09.146
13	3	1:44.037	31.972	33.203	38.862	254.1	24:53.183
14	3	1:45.610	32.138	33.625	39.847	252.3	26:38.793
15	3	1:49.705 B	32.122	33.698	43.885	254.1	28:28.498
16	1	4:32.749	3:16.061	36.449	40.239		33:01.247
17	1	1:48.321	33.592	34.847	39.882	248.3	34:49.568
18	1	1:48.933	33.846	35.038	40.049	248.3	36:38.501
19	1	1:51.759	34.015	35.850	41.894	246.6	38:30.260
20	1	1:48.039	33.344	34.663	40.032	248.3	40:18.299
21	1	1:56.850 B	34.707	35.481	46.662	249.4	42:15.149
22	1	4:40.135	3:16.602	40.376	43.157		46:55.284
23	1	1:56.405	37.220	38.192	40.993	206.5	48:51.689
24	1	1:47.634	33.865	34.427	39.342	248.3	50:39.323
25	1	1:46.594	32.862	34.384	39.348	249.4	52:25.917
26	1	1:49.512	35.054	34.752	39.706	248.3	54:15.429
27	1	1:52.265	34.993	35.762	41.510	250.0	56:07.694
28	1	1:54.535 B	33.884	34.620	46.031	249.4	58:02.229
29	1	2:57.612	1:38.696	37.313	41.603		1:00:59.841
30	1	1:52.578	35.079	37.476	40.023		1:02:52.419
31	1	1:48.700	33.297	35.190	40.213		1:04:41.119
32	1	1:47.044	33.184	34.369	39.491		1:06:28.163
33	1	1:46.063	32.761	34.071	39.231		1:08:14.226
34	1	1:46.318	32.521	34.428	39.369	253.5	1:10:00.544
35	1	1:56.640 B	34.581	36.131	45.928		1:11:57.184
36	3	4:27.499	3:12.508	35.968	39.023		1:16:24.683
37	3	1:45.034	32.390	33.802	38.842	247.7	1:18:09.717
38	3	1:48.826	36.345	33.644	38.837	253.5	1:19:58.543
39	3	1:43.255	31.954	33.191	38.110	251.2	1:21:41.798
40	3	1:43.302	32.047	33.185	38.070	252.9	1:23:25.100
41	3	2:08.794 B	32.357	33.782	1:02.655	251.2	1:25:33.894

63	Iron Lynx			Lamborghini Huracan LMGT3 Evo2			
	1. Hiroshi HAMAGUCHI		3. Andrea CALDARELLI			LMGT3	
	2. Axcil JEFFERIES						

1	3	3:48.113 B	1:59.553	46.636	1:01.924		3:48.113
---	---	------------	----------	--------	----------	--	----------



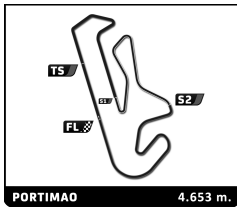


European Le Mans Series
4 Hours of Portimao
Free Practice 2

Sector Analysis

Lap under Red Flag												Invalidated Lap												Personal Best												Session Best												Crossing the pit lane																																																																																																																																																																																																																							
Lap	D	Time	Sector 1	Sector 2	Sector 3	T. Spd	Elapsed	Lap	D	Time	Sector 1	Sector 2	Sector 3	T. Spd	Elapsed	Lap	D	Time	Sector 1	Sector 2	Sector 3	T. Spd	Elapsed	Lap	D	Time	Sector 1	Sector 2	Sector 3	T. Spd	Elapsed	Lap	D	Time	Sector 1	Sector 2	Sector 3	T. Spd	Elapsed	Lap	D	Time	Sector 1	Sector 2	Sector 3	T. Spd	Elapsed	Lap	D	Time	Sector 1	Sector 2	Sector 3	T. Spd	Elapsed																																																																																																																																																																																																																
2	3	2:53.852	1:31.093	39.718	43.041		6:41.965	29	2	2:43.629	1:28.039	30.930	34.660		55:14.129	30	2	1:35.800	30.783	30.609	34.408	288.8	56:49.929	31	2	1:33.824	28.811	30.555	34.458	286.5	58:23.753	32	2	1:33.526	28.656	30.563	34.307	287.2	59:57.279	33	2	1:42.167	28.596	30.577	42.994	1:01:39.446	34	2	3:33.712	2:27.353	31.469	34.890	1:05:13.158	35	2	1:37.695	29.303	31.914	36.478	1:06:50.853	36	2	1:35.224	29.097	31.070	35.057	1:08:26.077	37	2	1:36.242	29.023	31.922	35.297	288.0	1:10:02.319	38	2	1:35.888	29.761	31.129	34.998	1:11:38.207	39	2	1:35.132	28.939	31.256	34.937	1:13:13.339	40	2	1:34.672	28.775	30.779	35.118	1:14:48.011	41	2	1:34.962	28.766	30.987	35.209	1:16:22.973	42	2	1:35.241	28.848	31.524	34.869	285.7	1:17:58.214	43	2	1:35.158	28.928	31.714	34.516	288.0	1:19:33.372	44	2	1:36.921	29.073	31.161	36.687	289.5	1:21:10.293	45	2	1:35.702	28.832	31.602	35.268	288.0	1:22:45.995	46	2	1:41.027	28.927	31.245	40.855	288.8	1:24:27.022																																																																																																																								
65			Panis Racing													Oreca 07 - Gibson																																																																																																																																																																																																																																																							
			1.Manuel MALDONADO			3.Arthur LECLERC										LMP2																																																																																																																																																																																																																																																							
			2.Charles MILESI																																																																																																																																																																																																																																																																				
1	2	2:25.033	1:05.187	36.076	43.770		2:25.033	1	3	2:44.690	1:28.729	35.990	39.971		2:44.690	2	3	1:44.477	32.455	33.652	38.370	249.4	4:29.167	3	3	1:43.082	31.874	33.361	37.847	254.7	6:12.249	4	3	1:42.798	31.674	33.203	37.921	255.3	7:55.047	5	3	1:43.000	31.870	33.332	37.798	255.3	9:38.047	6	3	1:43.535	31.974	33.318	38.243	256.5	11:21.582	7	3	1:49.637	31.960	33.710	43.967	257.1	13:11.219	8	3	5:47.242	4:32.906	34.907	39.429		18:58.461	9	3	1:43.835	32.059	33.356	38.420	253.5	20:42.296	10	3	1:43.717	32.141	33.387	38.189	252.3	22:26.013	11	3	1:44.174	32.104	33.510	38.560	254.1	24:10.187	12	3	1:49.754	32.115	33.547	44.092	253.5	25:59.941	13	1	5:29.566	4:12.238	36.062	41.266		31:29.507	14	1	1:52.234	35.271	36.985	39.978	247.7	33:21.741	15	1	1:46.413	32.776	34.054	39.583	250.0	35:08.154	16	1	1:45.828	32.715	34.152	38.961	249.4	36:53.982	17	1	1:50.559	34.882	34.806	40.871	249.4	38:44.541	18	1	1:47.542	32.773	34.665	40.104	250.6	40:32.083	19	1	1:46.774	33.632	34.174	38.968	253.5	42:18.857	20	1	1:46.175	32.619	34.004	39.552	251.2	44:05.032	21	1	1:45.270	32.767	33.753	38.750	252.3	45:50.302	22	1	1:46.186	32.300	33.857	40.029	252.9	47:36.488	23	1	1:54.336	33.325	37.844	43.167	252.3	49:30.824	24	1	2:00.374	34.127	36.387	49.860	248.3	51:31.198	25	2	10:05.778	8:51.381	35.187	39.210		1:01:36.976	26	2	1:45.213	32.759	33.639	38.815		1:03:22.189	27	2	1:45.391	32.896	33.478	39.017		1:05:07.580	28	2	1:45.499	32.255	34.209	39.035		1:06:53.079	29	2	1:45.217	32.565	34.127	38.525		1:08:38.296	30	2	1:44.904	32.399	33.757	38.748		1:10:23.200	31	2	1:45.276	32.357	34.116	38.803		1:12:08.476	32	2	1:45.042	32.538	33.855	38.649		1:13:53.518





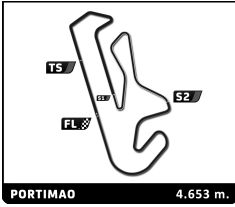
European Le Mans Series 4 Hours of Portimao Free Practice 2

Sector Analysis

Lap under Red Flag Invalidated Lap Personal Best Session Best B Crossing the pit lane

Lap	D	Time	Sector 1	Sector 2	Sector 3	T. Spd	Elapsed	Lap	D	Time	Sector 1	Sector 2	Sector 3	T. Spd	Elapsed
33	2	1:46.056	32.754	33.842	39.460		1:15:39.574	3	2	1:36.872	30.130	31.651	35.091	289.5	5:43.913
34	2	1:50.074 B	32.315	34.073	43.686		1:17:29.648	4	2	1:35.757	29.595	31.138	35.024	291.9	7:19.670
35	1	4:11.909	2:54.749	36.330	40.830		1:21:41.557	5	2	1:34.692	28.878	30.954	34.860	291.1	8:54.362
36	1	1:50.669	35.082	35.897	39.690	206.9	1:23:32.226	6	2	1:43.179 B	29.089	32.254	41.836	293.5	10:37.541
37	1	2:24.690 B	34.372	39.236	1:11.082	250.0	1:25:56.916	7	1	5:02.168	3:45.440	36.932	39.796		15:39.709
77 Proton Competition		3. Bent VISCAAL				Oreca 07 - Gibson LMP2 Pro/Am		8	1	1:39.934	30.893	32.322	36.719	282.0	17:19.643
1. Giorgio RODA								9	1	1:36.899	29.321	31.295	36.283	286.5	18:56.542
2. René BINDER								10	1	1:37.359	29.752	31.501	36.106	288.8	20:33.901
1	2	4:26.361	3:09.231	38.470	38.660		4:26.361	11	1	1:45.128	29.586	34.245	41.297	286.5	22:19.029
2	2	1:38.846	31.146	32.190	35.510	280.5	6:05.207	12	1	1:35.046	29.151	31.050	34.845	288.0	23:54.075
3	2	1:35.081	29.307	31.053	34.721	285.7	7:40.288	13	1	1:37.088	31.049	31.096	34.943	290.3	25:31.163
4	2	1:41.120	29.444	30.873	40.803	292.7	9:21.408	14	1	1:34.755	28.876	31.049	34.810	289.5	27:05.918
5	2	1:33.615	28.660	30.484	34.471	290.3	10:55.023	15	1	1:38.178	30.236	31.605	36.337	291.1	28:44.096
6	2	1:35.866	29.346	31.468	35.052	292.7	12:30.889	16	1	1:37.910	29.564	31.291	37.055	291.1	30:22.006
7	2	1:37.867	29.310	30.955	37.602	291.9	14:08.756	17	1	1:37.675	29.742	31.342	36.591	285.0	31:59.681
8	2	1:35.204	29.699	30.502	35.003	291.1	15:43.960	18	1	1:36.302	29.775	31.372	35.155	283.5	33:35.983
9	2	1:34.138	28.616	30.720	34.802	291.1	17:18.098	19	1	1:44.880 B	30.579	32.185	42.116	287.2	35:20.863
10	2	1:41.063 B	28.562	31.618	40.883	288.8	18:59.161	20	2	4:47.093	3:38.888	32.108	36.097		40:07.956
11	2	4:43.902	3:35.961	32.274	35.667		23:43.063	21	2	1:34.500	28.976	30.716	34.808	284.2	41:42.456
12	2	1:35.074	28.787	31.065	35.222	290.3	25:18.137	22	2	1:34.084	28.505	30.759	34.820	288.8	43:16.540
13	2	1:38.044	30.403	31.055	36.586	289.5	26:56.181	23	2	1:33.871	28.389	30.576	34.906	287.2	44:50.411
14	2	1:37.326	29.299	31.169	36.858	281.2	28:33.507	24	2	1:35.830	28.383	31.939	35.508	290.3	46:26.241
15	2	1:35.287	29.689	30.869	34.729	290.3	30:08.794	25	2	1:33.290	28.413	30.474	34.403	290.3	47:59.531
16	2	1:34.178	28.887	30.688	34.603	293.5	31:42.972	26	2	1:34.085	28.481	30.548	35.056	290.3	49:33.616
17	2	1:42.571 B	28.678	30.769	43.124	291.9	33:25.543	27	2	1:37.059	30.104	31.539	35.416	291.1	51:10.675
18	3	3:52.481	2:45.401	31.520	35.560		37:18.024	28	2	1:38.121	28.883	30.745	38.493	290.3	52:48.796
19	3	1:35.758	30.170	30.758	34.830	288.8	38:53.782	29	2	1:42.266 B	28.542	31.447	42.277	291.1	54:31.062
20	3	1:35.163	28.941	30.808	35.414	290.3	40:28.945	30	2	8:56.829	7:49.535	31.976	35.318		1:03:27.891
21	3	1:33.971	28.641	30.531	34.799	290.3	42:02.916	31	2	1:36.758	29.395	31.822	35.541		1:05:04.649
22	3	1:35.321	29.051	31.498	34.772	291.1	43:38.237	32	2	1:34.086	28.809	30.728	34.549		1:06:38.735
23	3	1:40.648 B	29.495	30.537	40.616	289.5	45:18.885	33	2	1:35.500	28.706	31.701	35.093		1:08:14.235
24	3	12:07.413	...	31.456	38.612		57:26.298	34	2	1:41.908 B	29.141	31.468	41.299	288.8	1:09:56.143
25	3	1:34.912	28.916	30.541	35.455	285.0	59:01.210	35	2	5:12.744	4:03.089	31.136	38.519		1:15:08.887
26	3	1:34.316	28.772	30.622	34.922	288.8	1:00:35.526	36	2	1:36.403	29.053	32.603	34.747		1:16:45.290
27	3	1:33.901	28.725	30.650	34.526		1:02:09.427	37	2	1:35.531	28.836	31.649	35.046	289.5	1:18:20.821
28	3	1:38.775	28.809	34.066	35.900		1:03:48.202	38	2	1:34.810	28.853	30.766	35.191	288.0	1:19:55.631
29	3	1:33.863	28.720	30.567	34.576		1:05:22.065	39	2	1:35.397	28.773	30.854	35.770	288.0	1:21:31.028
30	3	1:33.851	28.557	30.689	34.605		1:06:55.916	40	2	1:35.828	28.797	31.326	35.705	286.5	1:23:06.856
31	3	1:41.542 B	29.295	31.721	40.526		1:08:37.458	41	2	1:36.326	29.875	31.567	34.884	288.8	1:24:43.182
32	3	3:48.676	2:39.492	32.784	36.400		1:12:26.134	42	2	3:00.615 B	43.384	1:02.707	1:14.524	288.8	1:27:43.797
33	3	1:36.571	29.392	31.336	35.843		1:14:02.705	85 Iron Dames							
34	3	1:37.318	30.640	31.319	35.359		1:15:40.023	1. Sarah BOVY 3. Michelle GATTING							
35	3	1:35.567	29.151	30.804	35.612		1:17:15.590	2. Rahel FREY LMGT3							
36	3	1:37.725	29.026	32.564	36.135	290.3	1:18:53.315	1	2	2:43.361 B	1:15.886	38.837	48.638		2:43.361
37	3	1:35.975	29.211	31.304	35.460	285.0	1:20:29.290	2	2	2:20.838	1:07.467	34.334	39.037		5:04.199
38	3	1:35.221	28.991	31.157	35.073	288.8	1:22:04.511	3	2	1:47.601	33.360	33.931	40.310	251.7	6:51.800
39	3	1:36.947	28.973	31.030	36.944	289.5	1:23:41.458	4	2	1:44.347	32.329	33.964	38.054	252.9	8:36.147
40	3	2:10.611 B	29.155	33.181	1:08.275	290.3	1:25:52.069	5	2	2:15.103	35.276	47.799	52.028	247.7	10:51.250
83 AF Corse		3. Alessio ROVERA				Oreca 07 - Gibson LMP2 Pro/Am		6	2	1:48.181	32.394	35.619	40.168	254.1	12:39.431
1. François PERRODO								7	2	1:43.309	31.806	33.232	38.271	254.1	14:22.740
2. Matthieu VAXIVIERE								8	2	1:43.470	31.942	33.249	38.279	254.1	16:06.210
1	2	2:26.370	1:11.377	36.070	38.923		2:26.370	9	2	1:43.257	31.903	33.210	38.144	254.1	17:49.467
2	2	1:40.671	31.774	33.257	35.640	279.8	4:07.041	10	2	1:55.031 B	35.375	34.552	45.104	257.1	19:44.498





European Le Mans Series 4 Hours of Portimao Free Practice 2

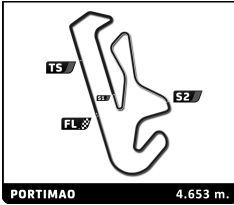
Sector Analysis

Lap under Red Flag Invalidated Lap Personal Best Session Best B Crossing the pit lane

Lap	D	Time	Sector 1	Sector 2	Sector 3	T. Spd	Elapsed	Lap	D	Time	Sector 1	Sector 2	Sector 3	T. Spd	Elapsed							
11	2	3:44.953	2:28.286	36.398	40.269		23:29.451	17	2	1:45.070	32.790	33.431	38.849	252.9	35:17.484							
12	2	1:46.048	33.020	34.252	38.776	250.6	25:15.499	18	2	1:44.192	32.332	33.321	38.539	251.7	37:01.676							
13	2	1:48.134	34.004	35.167	38.963	254.1	27:03.633	19	2	1:44.473	32.400	33.487	38.586	252.3	38:46.149							
14	2	1:49.121	31.970	37.038	40.113	252.9	28:52.754	20	2	1:44.962	32.332	33.867	38.763	252.3	40:31.111							
15	2	1:43.821	32.038	33.571	38.212	252.9	30:36.575	21	2	1:45.454	32.981	33.623	38.850	252.3	42:16.565							
16	2	1:44.263	31.949	33.445	38.869	251.2	32:20.838	22	2	1:44.927	32.105	33.315	39.507	252.3	44:01.492							
17	2	1:46.095	33.536	33.488	39.071	254.7	34:06.933	23	2	1:44.079	32.189	33.359	38.531	251.7	45:45.571							
18	2	1:51.432	32.285	33.725	45.422	254.1	35:58.365	24	2	1:44.126	32.064	33.642	38.420	252.9	47:29.697							
19	2	1:43.605	32.011	33.196	38.398	253.5	37:41.970	25	2	1:51.254 B	33.517	34.146	43.591	252.9	49:20.951							
20	2	1:51.378 B	31.902	33.421	46.055	254.7	39:33.348	26	1	3:35.033	2:19.919	34.962	40.152		52:55.984							
21	1	3:27.538	2:14.517	34.253	38.768		43:00.886	27	1	1:49.234	34.232	34.938	40.064	251.2	54:45.218							
22	1	1:44.540	32.182	33.581	38.777	251.2	44:45.426	28	1	1:50.243	33.933	35.706	40.604	249.4	56:35.461							
23	1	1:44.561	32.217	33.965	38.379	251.7	46:29.987	29	1	1:51.200	34.339	34.796	42.065	248.3	58:26.661							
24	1	1:44.826	32.540	33.748	38.538	254.1	48:14.813	30	1	1:59.107 B	34.578	36.124	48.405	248.3	1:00:25.768							
25	1	1:44.502	32.209	33.845	38.448	254.7	49:59.315	31	1	3:26.773	2:09.275	36.240	41.258		1:03:52.541							
26	1	1:44.540	32.048	33.947	38.545	252.3	51:43.855	32	1	1:48.265	34.586	34.099	39.680		1:05:40.906							
27	1	1:44.387	32.249	33.646	38.492	253.5	53:28.242	33	1	1:47.622	33.021	34.014	40.587		1:07:28.528							
28	1	1:44.640	32.014	33.709	38.917	254.1	55:12.882	34	1	1:48.749	33.370	34.690	40.689		1:09:17.277							
29	1	1:51.934	35.943	34.982	41.009	255.9	57:04.816	35	1	1:47.892	33.413	34.397	40.082		1:11:05.169							
30	1	1:44.755	32.293	33.474	38.988	252.9	58:49.571	36	1	1:47.659	33.395	34.447	39.817		1:12:52.828							
31	1	1:52.755 B	32.954	33.808	45.993	254.1	1:00:42.326	37	1	1:55.921 B	33.621	35.209	47.091		1:14:48.749							
32	3	3:15.908	2:03.249	33.912	38.747		1:03:58.234	38	2	4:32.769	3:20.823	33.542	38.404		1:19:21.518							
33	3	1:43.993	32.098	33.512	38.383		1:05:42.227	39	2	1:43.492	32.000	33.284	38.208	250.6	1:21:05.010							
34	3	1:44.857	32.056	34.091	38.710		1:07:27.084	40	2	1:44.255	31.970	33.347	38.938	251.7	1:22:49.265							
35	3	1:43.960	31.896	33.587	38.477		1:09:11.044	41	2	1:44.002	32.029	33.458	38.515	252.3	1:24:33.267							
36	3	1:43.728	31.842	33.465	38.421		1:10:54.772	42	2	3:06.247 B	45.961	1:02.984	1:17.302	251.7	1:27:39.514							
37	3	1:52.392 B	34.112	34.135	44.145		1:12:47.164	<div style="border: 1px solid black; padding: 5px;"> 88 Inter Europol Competition Ligier JS P320 - Nissan 1. Alexander BUKHANTSOV 3. Pedro PERINO LMP3 2. Kai ASKEY </div>							1	2	2:59.314	1:34.750	41.353	43.211		2:59.314
38	3	3:05.990	1:50.698	35.954	39.338		1:15:53.154	2	2	2:00.976	39.942	38.690	42.344	177.3	5:00.290							
39	3	1:43.654	32.093	33.407	38.154		1:17:36.808	3	2	1:54.012	36.178	37.647	40.187	200.0	6:54.302							
40	3	1:46.857	33.293	34.387	39.177	254.1	1:19:23.665	4	2	1:58.182	37.494	39.968	40.720	197.8	8:52.484							
41	3	1:43.290	31.899	33.283	38.098	254.1	1:21:06.945	5	2	1:55.269	36.328	38.904	40.037	219.1	10:47.753							
42	3	1:44.325	31.929	33.969	38.427	253.5	1:22:51.270	6	2	1:52.931	35.620	37.757	39.554	201.9	12:40.684							
43	3	1:44.332	31.830	33.992	38.510	253.5	1:24:35.602	7	2	1:49.662	34.637	34.905	40.120	230.8	14:30.346							
44	3	3:05.068 B	46.070	1:00.982	1:18.016	252.9	1:27:40.670	8	2	1:48.336	33.591	36.798	37.947	218.2	16:18.682							

86		GR Racing		Ferrari 296 LMGT3			
		1. Michael WAINWRIGHT		3. Davide RIGON			
		2. Riccardo PERA		LMGT3			
1	3	2:09.755 B	44.804	37.225	47.726		2:09.755
2	3	3:02.096	1:45.618	36.687	39.791		5:11.851
3	3	1:52.976	33.169	37.478	42.329	250.0	7:04.827
4	3	1:43.261	32.004	33.197	38.060	252.9	8:48.088
5	3	1:50.943	32.853	36.507	41.583	254.7	10:39.031
6	3	1:44.331	32.010	33.609	38.712	254.7	12:23.362
7	3	1:50.794 B	32.236	33.814	44.744	254.1	14:14.156
8	3	3:34.750	2:22.278	33.150	39.322		17:48.906
9	3	1:43.265	32.066	32.998	38.201	252.3	19:32.171
10	3	1:43.157	31.829	32.992	38.336	254.1	21:15.328
11	3	1:47.822	32.071	35.040	40.711	254.7	23:03.150
12	3	1:43.654	31.950	33.288	38.416	254.1	24:46.804
13	3	1:49.065 B	32.025	33.238	43.802	254.1	26:35.869
14	2	3:28.522	2:16.141	33.748	38.633		30:04.391
15	2	1:44.041	32.316	33.490	38.235	251.7	31:48.432
16	2	1:43.982	32.254	33.434	38.294	251.7	33:32.414





European Le Mans Series 4 Hours of Portimao Free Practice 2

Sector Analysis

Lap under Red Flag Invalidated Lap Personal Best Session Best B Crossing the pit lane

Lap	D	Time	Sector 1	Sector 2	Sector 3	T. Spd	Elapsed	Lap	D	Time	Sector 1	Sector 2	Sector 3	T. Spd	Elapsed
25	1	4:08.041	2:55.637	34.634	37.770		50:02.863	39	2	1:50.698 B	32.411	33.961	44.326	250.0	1:19:22.242
26	1	1:44.658	32.349	33.604	38.705	258.4	51:47.521	40	2	3:11.958	1:59.445	33.698	38.815		1:22:34.200
27	1	1:44.360	32.944	33.647	37.769	259.0	53:31.881	41	2	1:45.164	32.298	34.125	38.741	248.8	1:24:19.364
28	1	1:42.239	31.523	33.330	37.386	259.6	55:14.120	42	2	2:50.867 B	32.765	1:01.627	1:16.475	250.0	1:27:10.231
29	1	1:45.020	32.616	34.163	38.241	262.1	56:59.140								
30	1	1:43.315	31.691	33.268	38.356	257.1	58:42.455								
31	1	1:49.412 B	31.879	33.784	43.749	257.8	1:00:31.867								
32	1	3:36.033 B	2:18.830	33.115	44.088		1:04:07.900								
33	1	3:37.590 B	2:18.126	34.218	45.246		1:07:45.490								
34	1	3:34.594 B	2:17.664	33.428	43.502		1:11:20.084								
35	1	3:37.146 B	2:18.403	33.640	45.103		1:14:57.230								
36	3	3:33.854 B	2:16.548	33.304	44.002		1:18:31.084								

97	Grid Motorsport by TF	Aston Martin Vantage AMR LMGT3	
	1. Martin BERRY	3. Jonathan ADAM	LMGT3
	2. Lorcan HANAFIN		

1	3	2:04.290	48.192	35.715	40.383		2:04.290
2	3	1:44.451	32.604	33.787	38.060	246.0	3:48.741
3	3	1:43.423	32.032	33.309	38.082	251.7	5:32.164
4	3	1:43.182	32.099	33.203	37.880	250.6	7:15.346
5	3	1:43.968	32.059	33.915	37.994	251.7	8:59.314
6	3	1:43.364	31.980	33.260	38.124	252.3	10:42.678
7	3	1:50.870 B	33.049	34.547	43.274	253.5	12:33.548
8	3	4:48.523	3:34.448	33.752	40.323		17:22.071
9	3	1:43.902	32.113	33.504	38.285	249.4	19:05.973
10	3	1:43.644	32.055	33.418	38.171	251.2	20:49.617
11	3	1:44.256	32.197	33.850	38.209	251.2	22:33.873
12	3	1:44.102	32.009	33.579	38.514	251.7	24:17.975
13	3	1:51.106 B	33.009	34.072	44.025	251.7	26:09.081
14	1	3:10.139	1:54.286	35.529	40.324		29:19.220
15	1	1:48.451	34.082	34.668	39.701	250.0	31:07.671
16	1	1:48.624	33.786	35.348	39.490	248.3	32:56.295
17	1	1:46.917	33.004	34.616	39.297	248.3	34:43.212
18	1	1:53.726 B	33.339	35.043	45.344	249.4	36:36.938
19	1	3:20.388	2:03.277	36.524	40.587		39:57.326
20	1	1:45.460	32.678	33.934	38.848	246.6	41:42.786
21	1	1:44.824	32.185	33.739	38.900	250.0	43:27.610
22	1	1:45.115	32.141	34.151	38.823	250.6	45:12.725
23	1	1:48.745	32.087	34.382	42.276	252.3	47:01.470
24	1	1:52.210	32.472	34.337	45.401	251.2	48:53.680
25	1	1:51.773 B	32.590	34.470	44.713	250.6	50:45.453
26	2	3:35.378	2:23.022	33.757	38.599		54:20.831
27	2	1:44.983	32.478	33.634	38.871	249.4	56:05.814
28	2	1:44.334	32.453	33.486	38.395	248.3	57:50.148
29	2	1:44.378	32.228	33.475	38.675	247.7	59:34.526
30	2	1:44.336	32.166	33.701	38.469	248.3	1:01:18.862
31	2	1:44.315	32.120	33.549	38.646		1:03:03.177
32	2	1:44.799	32.234	33.722	38.843		1:04:47.976
33	2	1:45.209	32.279	33.588	39.342		1:06:33.185
34	2	1:45.267	32.647	33.998	38.622		1:08:18.452
35	2	1:45.965	32.715	34.370	38.880	250.6	1:10:04.417
36	2	1:50.723 B	32.213	33.746	44.764		1:11:55.140
37	2	3:51.584	2:38.588	33.818	39.178		1:15:46.724
38	2	1:44.820	32.293	33.811	38.716		1:17:31.544

