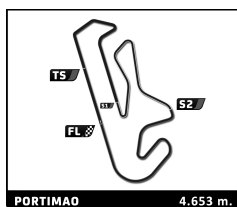


## European Le Mans Series 4 Hours of Portimao Race

### Pit Stop Analysis

No	In Time	In Driver	Out Time	Out Driver	Pit Time	T. Pit Time	No	In Time	In Driver	Out Time	Out Driver	Pit Time	T. Pit Time		
<b>3</b>	<b>DKR Engineering</b>				LMP2 Pro/Am		<b>14</b>	<b>AO by TF</b>				LMP2			
	Oreca 07 - Gibson							Oreca 07 - Gibson							
	1	15:28:14.621	A. LATORRE CANIONI	15:28:56.047	A. LATORRE CANIONI	41.426		41.426	1	15:22:32.374	J. EDGAR	15:23:44.038	J. EDGAR	1:11.664	1:11.664
	2	15:33:59.753	A. LATORRE CANIONI	15:35:12.946	C. BOLUKBASI	1:13.193		1:54.619	2	15:38:47.484	J. EDGAR	15:39:58.029	R. KUBICA	1:10.545	2:22.209
	3	16:29:54.778	C. BOLUKBASI	16:31:03.935	C. BOLUKBASI	1:09.157		3:03.776	3	16:29:14.319	R. KUBICA	16:30:25.208	R. KUBICA	1:10.889	3:33.098
	4	17:08:04.525	C. BOLUKBASI	17:09:38.807	L. HÖRR	1:34.282		4:38.058	4	17:08:25.886	R. KUBICA	17:09:58.424	L. DELÉTRAZ	1:32.538	5:05.636
5	17:59:09.651	L. HÖRR	18:00:43.707	L. HÖRR	1:34.056	6:12.114	5	17:28:40.023	L. DELÉTRAZ	17:29:29.182	L. DELÉTRAZ	49.159	5:54.795		
6							6	18:22:29.427	L. DELÉTRAZ	18:23:06.503	L. DELÉTRAZ	37.076	6:31.871		
<b>4</b>	<b>DKR Engineering</b>				LMP3		<b>15</b>	<b>RLR M Sport</b>				LMP3			
	Duqueine M30 - D08 - Nissan							Ligier JS P320 - Nissan							
	1	15:40:08.386	A. MATTSCHULL	15:42:00.987	A. MATTSCHULL	1:52.601		1:52.601	1	14:35:22.933	M. JENSEN	14:37:13.657	M. JENSEN	1:50.724	1:50.724
2	16:32:33.239	A. MATTSCHULL	16:33:59.852	G. OLIVEIRA	1:26.613	3:19.214	2	15:38:58.229	M. JENSEN	15:41:06.699	N. ADCOCK	2:08.470	3:59.194		
3	17:27:10.577	G. OLIVEIRA	17:29:02.940	W. BRICHACEK	1:52.363	5:11.577	3	16:46:16.631	N. ADCOCK	16:47:51.646	G. JULIEN	1:35.015	5:34.209		
<b>5</b>	<b>RLR M Sport</b>				LMP3		<b>17</b>	<b>COOL Racing</b>				LMP3			
	Ligier JS P320 - Nissan							Ligier JS P320 - Nissan							
	1	15:38:20.978	J. DAYSON	15:40:11.937	J. DAYSON	1:50.959		1:50.959	1	15:40:21.613	M. CRISTÓVÃO	15:42:13.038	M. CRISTÓVÃO	1:51.425	1:51.425
2	16:28:11.109	J. DAYSON	16:29:35.227	D. ALI	1:24.118	3:15.077	2	16:35:34.164	M. CRISTÓVÃO	16:37:26.392	M. ESPÍRITO SANTO	1:52.228	3:43.653		
3	17:25:22.518	D. ALI	17:27:14.732	B. VOISIN	1:52.214	5:07.291	3	17:29:03.856	M. ESPÍRITO SANTO	17:30:22.938	M. ESPÍRITO SANTO	1:19.082	5:02.735		
<b>8</b>	<b>Team Virage</b>				LMP3		<b>19</b>	<b>Team Virage</b>				LMP2 Pro/Am			
	Ligier JS P320 - Nissan							Oreca 07 - Gibson							
	1	14:35:19.683	J. GERBI	14:37:11.381	J. GERBI	1:51.698		1:51.698	1	15:23:18.933	G. KOLOVOS	15:24:08.589	G. KOLOVOS	49.656	49.656
	2	15:40:17.937	J. GERBI	15:42:09.253	J. GERBI	1:51.316		3:43.014	2	15:35:40.299	G. KOLOVOS	15:37:11.626	R. NARAC	1:31.327	2:20.983
3	16:50:42.311	J. GERBI	16:52:17.946	B. PINHEIRO	1:35.635	5:18.649	3	15:40:16.477	R. NARAC	15:41:36.288	R. NARAC	1:19.811	3:40.794		
4	17:29:25.212	B. PINHEIRO	17:30:28.881	G. HENRION	1:03.669	6:22.318	4	16:30:06.786	R. NARAC	16:31:30.827	R. NARAC	1:24.041	5:04.835		
<b>9</b>	<b>Iron Lynx - Proton</b>				LMP2		<b>20</b>	<b>Algarve Pro Racing</b>				LMP2 Pro/Am			
	Oreca 07 - Gibson							Oreca 07 - Gibson							
	1	15:22:48.804	J. RIED	15:23:45.364	J. RIED	56.560		56.560	1	15:27:13.443	K. LENTOUDIS	15:28:06.389	K. LENTOUDIS	52.946	52.946
	2	15:42:35.714	J. RIED	15:44:06.321	M. CAPIETTO	1:30.607		2:27.167	2	15:33:10.009	K. LENTOUDIS	15:34:12.630	R. BRADLEY	1:02.621	1:55.567
	3	16:02:33.413	M. CAPIETTO	16:03:02.022	M. CAPIETTO	28.609		2:55.776	3	15:40:34.322	R. BRADLEY	15:41:13.767	R. BRADLEY	39.445	2:35.012
	4	16:31:32.342	M. CAPIETTO	16:32:44.912	M. CAPIETTO	1:12.570		4:08.346	4	16:31:35.370	R. BRADLEY	16:33:07.455	R. BRADLEY	1:32.085	4:07.097
	5	17:09:36.868	M. CAPIETTO	17:11:04.138	M. CAIROLI	1:27.270		5:35.616	5	17:08:12.426	R. BRADLEY	17:09:19.463	A. QUINN	1:07.037	5:14.134
6	17:27:37.321	M. CAIROLI	17:28:52.730	M. CAIROLI	1:15.409	6:51.025	6	17:27:15.659	A. QUINN	17:28:04.517	A. QUINN	48.858	6:02.992		
7	18:24:15.842	M. CAIROLI	18:25:02.124	M. CAIROLI	46.282	7:37.307									
<b>10</b>	<b>Vector Sport</b>				LMP2		<b>21</b>	<b>United Autosports</b>				LMP2 Pro/Am			
	Oreca 07 - Gibson							Oreca 07 - Gibson							
	1	15:21:08.344	R. CULLEN	15:22:11.904	R. CULLEN	1:03.560		1:03.560	1	14:38:39.000	D. SCHNEIDER	14:39:21.963	D. SCHNEIDER	42.963	42.963
	2	15:30:18.963	R. CULLEN	15:30:47.508	R. CULLEN	28.545		1:32.105	2	15:32:14.327	D. SCHNEIDER	15:33:59.581	A. MEYRICK	1:45.254	2:28.217
	3	15:40:19.284	R. CULLEN	15:41:48.425	S. RICHELMI	1:29.141		3:01.246	3	15:59:23.288	A. MEYRICK	16:13:28.199	A. MEYRICK	14:04.911	16:33.128
	4	16:32:53.032	S. RICHELMI	16:34:07.978	S. RICHELMI	1:14.946		4:16.192	4	16:55:33.003	A. MEYRICK	16:57:05.435	O. JARVIS	1:32.432	18:05.560
5	17:14:10.353	S. RICHELMI	17:15:46.624	F. DRUGOVICH	1:36.271	5:52.463									
6	17:24:02.256	F. DRUGOVICH	17:24:46.846	F. DRUGOVICH	44.590	6:37.053									
<b>11</b>	<b>Eurointernational</b>				LMP3		<b>22</b>	<b>United Autosports</b>				LMP2			
	Ligier JS P320 - Nissan							Oreca 07 - Gibson							
	1	14:35:17.469	M. BELL	14:37:07.700	M. BELL	1:50.231		1:50.231	1	15:22:30.683	F. UGRAN	15:23:26.255	F. UGRAN	55.572	55.572
	2	15:40:17.026	M. BELL	15:42:07.639	M. BELL	1:50.613		3:40.844							
3	16:45:35.620	M. BELL	16:47:12.305	A. ALI	1:36.685	5:17.529									
4	17:25:52.103	A. ALI	17:26:48.307	A. ALI	56.204	6:13.733									
<b>12</b>	<b>WTM by Rinaldi Racing</b>				LMP3										
Duqueine M30 - D08 - Nissan															



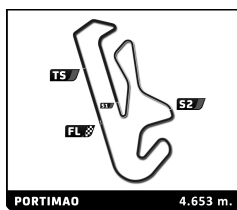


**European Le Mans Series**  
4 Hours of Portimao  
Race

**Pit Stop Analysis**

No	In Time	In Driver	Out Time	Out Driver	Pit Time	T. Pit Time	No	In Time	In Driver	Out Time	Out Driver	Pit Time	T. Pit Time
2	15:41:34.437	F. UGRAN	15:43:11.761	M. SATO	1:37.324	2:32.896	1	15:23:10.744	R. SALES	15:24:11.249	R. SALES	1:00.505	1:00.505
3	16:05:25.581	M. SATO	16:05:54.389	M. SATO	28.808	3:01.704	2	15:35:40.843	R. SALES	15:37:12.483	G. SAUCY	1:31.640	2:32.145
4	16:31:17.041	M. SATO	16:32:29.096	M. SATO	1:12.055	4:13.759	3	16:31:36.355	G. SAUCY	16:32:48.971	G. SAUCY	1:12.616	3:44.761
5	17:10:53.006	M. SATO	17:11:21.823	M. SATO	28.817	4:42.576	4	17:11:13.826	G. SAUCY	17:12:47.099	M. BECHE	1:33.273	5:18.034
6	17:12:56.769	M. SATO	17:14:32.299	B. HANLEY	1:35.530	6:18.106	5	17:27:54.388	M. BECHE	17:28:39.898	M. BECHE	45.510	6:03.544
7	18:02:02.733	B. HANLEY	18:03:11.444	B. HANLEY	1:08.711	7:26.817	6	18:26:04.000	M. BECHE	18:26:48.130	M. BECHE	44.130	6:47.674
<b>23 United Autosports</b> Oreca 07 - Gibson LMP2							<b>30 Duqueine Team</b> Oreca 07 - Gibson LMP2						
1	14:34:57.696	B. GARG	14:35:38.352	B. GARG	40.656	40.656	1	15:24:15.014	N. KOOLEN	15:25:31.075	N. KOOLEN	1:16.061	1:16.061
2	15:27:41.790	B. GARG	15:28:30.895	B. GARG	49.105	1:29.761	2	15:39:29.683	N. KOOLEN	15:40:36.213	J. SIMMENAUER	1:06.530	2:22.591
3	15:42:18.097	B. GARG	15:43:48.994	F. SCHERER	1:30.897	3:00.658	3	16:34:21.866	J. SIMMENAUER	16:35:39.061	J. SIMMENAUER	1:17.195	3:39.786
4	16:32:28.961	F. SCHERER	16:33:44.170	F. SCHERER	1:15.209	4:15.867	4	17:15:33.365	J. SIMMENAUER	17:17:06.134	J. ALLEN	1:32.769	5:12.555
5	17:13:34.297	F. SCHERER	17:15:31.795	P. DI RESTA	1:57.498	6:13.365	5	17:27:09.549	J. ALLEN	17:27:51.522	J. ALLEN	41.973	5:54.528
6	17:27:01.753	P. DI RESTA	17:27:45.876	P. DI RESTA	44.123	6:57.488	6	18:27:25.957	J. ALLEN	18:28:03.444	J. ALLEN	37.487	6:32.015
7	18:24:08.199	P. DI RESTA	18:24:49.178	P. DI RESTA	40.979	7:38.467	<b>31 Racing Spirit of Lemans</b> Ligier JS P320 - Nissan LMP3						
1	14:35:41.034	J. FALB	14:36:21.068	J. FALB	40.034	40.034	1	14:35:25.056	J. WOLFF	14:37:17.192	J. WOLFF	1:52.136	1:52.136
2	15:27:59.369	J. FALB	15:29:03.391	J. FALB	1:04.022	1:44.056	2	15:39:02.524	J. WOLFF	15:40:54.776	J. FOUBERT	1:52.252	3:44.388
3	15:40:04.420	J. FALB	15:41:15.635	C. NOBLE	1:11.215	2:55.271	3	16:41:38.538	J. FOUBERT	16:43:08.405	A. DOQUIN	1:29.867	5:14.255
4	16:31:22.010	C. NOBLE	16:32:34.245	C. NOBLE	1:12.235	4:07.506	<b>34 Inter Europol Competition</b> Oreca 07 - Gibson LMP2						
5	17:07:50.999	C. NOBLE	17:09:18.296	N. YELLOLY	1:27.297	5:34.803	1	14:35:42.548	O. GRAY	14:36:42.875	O. GRAY	1:00.327	1:00.327
6	17:27:19.941	N. YELLOLY	17:28:08.916	N. YELLOLY	48.975	6:23.778	2	15:29:06.290	O. GRAY	15:30:06.649	O. GRAY	1:00.359	2:00.686
7	18:24:15.206	N. YELLOLY	18:24:55.927	N. YELLOLY	40.721	7:04.499	3	15:38:39.672	O. GRAY	15:40:07.674	C. NOVALAK	1:28.002	3:28.688
<b>25 Algarve Pro Racing</b> Oreca 07 - Gibson LMP2							4	16:32:24.928	C. NOVALAK	16:33:37.662	C. NOVALAK	1:12.734	4:41.422
1	15:01:22.044	M. KAISER	15:02:32.193	M. KAISER	1:10.149	1:10.149	5	17:10:07.546	C. NOVALAK	17:11:35.504	L. GHIOTTO	1:27.958	6:09.380
2	15:35:17.114	M. KAISER	15:36:43.821	A. LYNN	1:26.707	2:36.856	6	17:28:45.187	L. GHIOTTO	17:29:35.965	L. GHIOTTO	50.778	7:00.158
3	16:27:47.276	A. LYNN	16:29:00.503	O. CALDWELL	1:13.227	3:50.083	7	18:14:41.122	L. GHIOTTO	18:15:22.809	L. GHIOTTO	41.687	7:41.845
4	17:05:59.322	O. CALDWELL	17:07:26.377	O. CALDWELL	1:27.055	5:17.138	<b>35 Ultimate</b> Ligier JS P320 - Nissan LMP3						
5	17:26:36.030	O. CALDWELL	17:27:27.746	O. CALDWELL	51.716	6:08.854	1	14:35:21.212	F. HERIAU	14:37:12.791	F. HERIAU	1:51.579	1:51.579
6	18:03:29.939	O. CALDWELL	18:04:27.941	A. LYNN	58.002	7:06.856	2	15:36:14.088	F. HERIAU	15:37:28.085	F. HERIAU	1:13.997	3:05.576
<b>27 Nielsen Racing</b> Oreca 07 - Gibson LMP2							3	16:24:29.687	F. HERIAU	16:28:51.946	J. LAHAYE	4:22.259	7:27.835
1	15:22:27.645	G. AUBRY	15:23:41.598	B. PEDERSEN	1:13.953	1:13.953	<b>37 COOL Racing</b> Oreca 07 - Gibson LMP2						
2	15:38:56.870	B. PEDERSEN	15:39:46.574	B. PEDERSEN	49.704	2:03.657	1	15:20:54.846	L. FLUXA	15:22:05.438	L. FLUXA	1:10.592	1:10.592
3	16:29:59.986	B. PEDERSEN	16:31:35.208	G. AUBRY	1:35.222	3:38.879	2	15:42:09.882	L. FLUXA	15:43:15.791	R. MIYATA	1:05.909	2:16.501
4	17:09:51.580	G. AUBRY	17:11:25.104	W. STEVENS	1:33.524	5:12.403	3	16:33:49.560	R. MIYATA	16:35:02.557	R. MIYATA	1:12.997	3:29.498
5	18:10:13.384	W. STEVENS	18:11:13.099	W. STEVENS	59.715	6:12.118	4	17:11:32.201	R. MIYATA	17:12:57.436	M. JAKOBSSEN	1:25.235	4:54.733
<b>28 IDEC Sport</b> Oreca 07 - Gibson LMP2							5	17:28:15.400	M. JAKOBSSEN	17:29:01.110	M. JAKOBSSEN	45.710	5:40.443
1	15:22:22.970	N. PINO	15:23:30.718	N. PINO	1:07.748	1:07.748	6	18:24:02.404	M. JAKOBSSEN	18:24:38.961	M. JAKOBSSEN	36.557	6:17.000
2	15:44:29.713	N. PINO	15:45:39.477	R. DE GERUS	1:09.764	2:17.512	<b>43 Inter Europol Competition</b> Oreca 07 - Gibson LMP2						
3	16:31:13.233	R. DE GERUS	16:32:21.823	R. DE GERUS	1:08.590	3:26.102	1	15:22:31.662	S. ALVAREZ	15:23:43.053	S. ALVAREZ	1:11.391	1:11.391
4	17:09:02.575	R. DE GERUS	17:10:34.773	J. VAN UITERT	1:32.198	4:58.300	2	15:42:09.348	S. ALVAREZ	15:43:36.022	V. LOMKO	1:26.674	2:38.065
5	17:26:13.239	J. VAN UITERT	17:27:05.546	J. VAN UITERT	52.307	5:50.607	3	16:30:50.508	V. LOMKO	16:32:00.596	V. LOMKO	1:10.088	3:48.153
6	18:19:26.063	J. VAN UITERT	18:20:28.611	J. VAN UITERT	1:02.548	6:53.155	4	17:07:06.173	V. LOMKO	17:08:37.283	T. DILLMANN	1:31.110	5:19.263
<b>29 Richard Mille by TDS</b> Oreca 07 - Gibson LMP2 Pro/Am							5	17:28:58.746	T. DILLMANN	17:29:49.114	T. DILLMANN	50.368	6:09.631



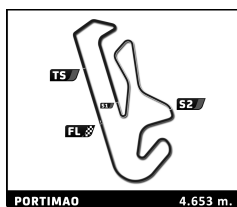


**European Le Mans Series**  
4 Hours of Portimao  
Race

Pit Stop Analysis

No	In Time	In Driver	Out Time	Out Driver	Pit Time	T. Pit Time	No	In Time	In Driver	Out Time	Out Driver	Pit Time	T. Pit Time
6	18:03:24.766	T. DILLMANN	18:04:08.047	T. DILLMANN	43.281	6:52.912	2	15:35:59.773	H. HAMAGUCHI	15:37:00.480	H. HAMAGUCHI	1:00.707	1:29.476
<b>47</b>	<b>COOL Racing</b> Oreca 07 - Gibson LMP2						3	15:43:14.616	H. HAMAGUCHI	15:44:24.899	H. HAMAGUCHI	1:10.283	2:39.759
1	15:19:28.482	C. BENNETT	15:19:57.099	C. BENNETT	28.617	28.617	4	16:40:36.931	H. HAMAGUCHI	16:42:10.549	A. JEFFERIES	1:33.618	4:13.377
2	15:23:11.272	C. BENNETT	15:24:07.013	C. BENNETT	55.741	1:24.358	5	17:28:00.425	A. JEFFERIES	17:29:25.680	A. CALDARELLI	1:25.255	5:38.632
3	15:39:35.768	C. BENNETT	15:41:00.861	F. VESTI	1:25.093	2:49.451	<b>65</b>	<b>Panis Racing</b> Oreca 07 - Gibson LMP2					
4	16:27:45.706	F. VESTI	16:28:55.461	F. VESTI	1:09.755	3:59.206	1	15:22:35.470	M. MALDONADO	15:23:33.495	M. MALDONADO	58.025	58.025
5	17:08:42.110	F. VESTI	17:10:11.948	F. HABSBERG	1:29.838	5:29.044	2	15:42:07.006	M. MALDONADO	15:43:31.445	A. LECLERC	1:24.439	2:22.464
6	17:25:36.365	F. HABSBERG	17:26:23.560	F. HABSBERG	47.195	6:16.239	3	16:27:36.438	A. LECLERC	16:28:56.005	A. LECLERC	1:19.567	3:42.031
7	18:03:26.612	F. HABSBERG	18:04:06.613	F. HABSBERG	40.001	6:56.240	4	17:05:38.802	A. LECLERC	17:07:06.099	C. MILESI	1:27.297	5:09.328
<b>50</b>	<b>Formula Racing</b> Ferrari 296 LMGT3 LMGT3						5	17:25:34.987	C. MILESI	17:26:33.924	C. MILESI	58.937	6:08.265
1	15:35:12.520	J. LAURSEN	15:36:48.366	J. LAURSEN	1:35.846	1:35.846	6	18:13:20.814	C. MILESI	18:13:49.404	C. MILESI	28.590	6:36.855
2	16:19:21.279	J. LAURSEN	16:20:41.804	C. LAURSEN	1:20.525	2:56.371	7	18:28:07.816	C. MILESI	18:28:47.597	C. MILESI	39.781	7:16.636
3	17:09:33.290	C. LAURSEN	17:11:06.710	C. LAURSEN	1:33.420	4:29.791	<b>66</b>	<b>JMW Motorsport</b> Ferrari 296 LMGT3 LMGT3					
4	17:26:26.744	C. LAURSEN	17:27:12.242	C. LAURSEN	45.498	5:15.289	1	15:32:17.730	S. NOBLE	15:33:47.862	S. NOBLE	1:30.132	1:30.132
<b>55</b>	<b>Spirit of Race</b> Ferrari 296 LMGT3 LMGT3						2	16:03:52.157	S. NOBLE	16:05:21.766	J. HART	1:29.609	2:59.741
1	14:39:12.075	D. CAMERON	14:39:51.334	D. CAMERON	39.259	39.259	3	16:54:43.613	J. HART	16:56:18.998	B. TUCK	1:35.385	4:35.126
2	15:37:16.785	D. CAMERON	15:38:52.795	D. CAMERON	1:36.010	2:15.269	4	17:58:12.700	B. TUCK	17:59:34.651	B. TUCK	1:21.951	5:57.077
3	16:12:07.638	D. CAMERON	16:13:18.834	M. GRIFFIN	1:11.196	3:26.465	<b>77</b>	<b>Proton Competition</b> Oreca 07 - Gibson LMP2 Pro/Am					
4	16:58:49.842	M. GRIFFIN	17:00:20.935	D. PEREL	1:31.093	4:57.558	1	15:21:24.176	G. RODA	15:22:26.148	G. RODA	1:01.972	1:01.972
5	17:25:51.414	D. PEREL	17:27:09.725	D. PEREL	1:18.311	6:15.869	2	15:39:57.275	G. RODA	15:41:18.167	R. BINDER	1:20.892	2:22.864
<b>57</b>	<b>Kessel Racing</b> Ferrari 296 LMGT3 LMGT3						3	16:31:10.794	R. BINDER	16:32:26.706	R. BINDER	1:15.912	3:38.776
1	15:03:03.262	T. KIMURA	15:03:59.261	T. KIMURA	55.999	55.999	4	17:10:51.536	R. BINDER	17:12:27.322	B. VISCAAL	1:35.786	5:14.562
2	15:39:17.142	T. KIMURA	15:40:29.911	T. KIMURA	1:12.769	2:08.768	5	17:27:19.190	B. VISCAAL	17:28:08.354	B. VISCAAL	49.164	6:03.726
3	16:07:08.353	T. KIMURA	16:08:13.780	E. MASSON	1:05.427	3:14.195	6	18:25:49.045	B. VISCAAL	18:26:30.076	B. VISCAAL	41.031	6:44.757
4	16:46:36.601	E. MASSON	16:47:05.307	E. MASSON	28.706	3:42.901	<b>83</b>	<b>AF Corse</b> Oreca 07 - Gibson LMP2 Pro/Am					
5	16:57:36.085	E. MASSON	16:59:10.797	E. MASSON	1:34.712	5:17.613	1	14:38:36.435	F. PERRODC	14:39:18.376	F. PERRODC	41.941	41.941
6	17:27:16.336	E. MASSON	17:28:27.975	D. SERRA	1:11.639	6:29.252	2	15:29:44.677	F. PERRODC	15:30:46.048	F. PERRODC	1:01.371	1:43.312
<b>59</b>	<b>Racing Spirit of Leman</b> Aston Martin Vantage AMR LMGT3 LMGT3						3	15:40:20.871	F. PERRODC	15:41:34.270	A. ROVERA	1:13.399	2:56.711
1	14:52:07.752	D. DEBOER	14:53:16.569	D. DEBOER	1:08.817	1:08.817	4	16:33:00.270	A. ROVERA	16:34:19.731	A. ROVERA	1:19.461	4:16.172
2	15:21:33.397	D. DEBOER	15:23:13.442	C. STEVENSON	1:40.045	2:48.862	5	17:14:21.362	A. ROVERA	17:15:54.528	M. VAXIVIERE	1:33.166	5:49.338
3	15:40:10.911	C. STEVENSON	15:40:58.087	C. STEVENSON	47.176	3:36.038	6	17:28:02.200	M. VAXIVIERE	17:28:46.199	M. VAXIVIERE	43.999	6:33.337
4	16:40:10.313	C. STEVENSON	16:41:42.228	D. DEBOER	1:31.915	5:07.953	7	18:24:30.169	M. VAXIVIERE	18:25:12.721	M. VAXIVIERE	42.552	7:15.889
5	17:22:42.047	D. DEBOER	17:24:23.366	V. HASSE CLOT	1:41.319	6:49.272	<b>85</b>	<b>Iron Dames</b> Porsche 911 GT3 R LMGT3 LMGT3					
<b>60</b>	<b>Proton Competition</b> Porsche 911 GT3 R LMGT3 LMGT3						1	15:34:50.659	S. BOVY	15:36:24.104	S. BOVY	1:33.445	1:33.445
1	14:39:13.921	C. SCHIAVONI	14:39:53.167	C. SCHIAVONI	39.246	39.246	2	16:40:09.714	S. BOVY	16:41:41.803	R. FREY	1:32.089	3:05.534
2	15:42:08.296	C. SCHIAVONI	15:43:46.040	C. SCHIAVONI	1:37.744	2:16.990	3	17:27:36.336	R. FREY	17:29:00.624	M. GATTING	1:24.288	4:29.822
3	16:12:34.985	C. SCHIAVONI	16:13:48.423	M. CRESSONI	1:13.438	3:30.428	<b>86</b>	<b>GR Racing</b> Ferrari 296 LMGT3 LMGT3					
4	17:01:06.119	M. CRESSONI	17:02:35.864	M. CRESSONI	1:29.745	5:00.173	1	14:39:11.319	M. WAINWRIGHT	14:39:54.506	M. WAINWRIGHT	43.187	43.187
5	17:30:34.115	M. CRESSONI	17:31:41.208	J. ANDLAUER	1:07.093	6:07.266	2	15:40:28.330	M. WAINWRIGHT	15:42:06.559	M. WAINWRIGHT	1:38.229	2:21.416
<b>63</b>	<b>Iron Lynx</b> Lamborghini Huracan LMGT3 Evo2 LMGT3						3	16:10:49.068	M. WAINWRIGHT	16:11:58.035	D. RIGON	1:08.967	3:30.383
1	15:23:10.057	H. HAMAGUCHI	15:23:38.826	H. HAMAGUCHI	28.769	28.769	4	16:57:10.887	D. RIGON	16:57:39.523	D. RIGON	28.636	3:59.019
							5	17:01:08.765	D. RIGON	17:02:41.471	R. PERA	1:32.706	5:31.725
							6	17:27:02.312	R. PERA	17:28:13.142	R. PERA	1:10.830	6:42.555





**European Le Mans Series**  
4 Hours of Portimao  
Race

Pit Stop Analysis

No	In Time	In Driver	Out Time	Out Driver	Pit Time	T. Pit Time	No	In Time	In Driver	Out Time	Out Driver	Pit Time	T. Pit Time	
<b>88</b>	<b>Inter Europol Competition</b>													
	Ligier JS P320 - Nissan						LMP3							
1	14:38:46.603	A. BUKHANTSOV	14:40:37.804	A. BUKHANTSOV	1:51.201	1:51.201								
2	15:38:00.500	A. BUKHANTSOV	15:39:54.267	A. BUKHANTSOV	1:53.767	3:44.968								
3	16:39:17.287	A. BUKHANTSOV	16:40:44.426	K. ASKEY	1:27.139	5:12.107								
4	17:23:11.870	K. ASKEY	17:24:29.993	P. PERINO	1:18.123	6:30.230								
<b>97</b>	<b>Grid Motorsport by TF</b>													
	Aston Martin Vantage AMR LMGT3						LMGT3							
1	15:35:26.129	M. BERRY	15:36:51.084	M. BERRY	1:24.955	1:24.955								
2	16:03:20.180	M. BERRY	16:04:36.442	J. ADAM	1:16.262	2:41.217								
3	16:55:21.479	J. ADAM	16:56:54.030	L. HANAFIN	1:32.551	4:13.768								
4	17:26:03.152	L. HANAFIN	17:27:18.037	L. HANAFIN	1:14.885	5:28.653								
5	18:12:03.386	L. HANAFIN	18:13:11.052	J. ADAM	1:07.666	6:36.319								

