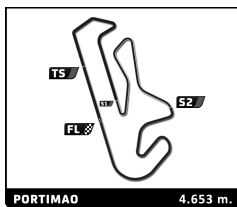


Porsche Carrera Cup France 4 Hours of Portimao Free Practice 1

Sector Analysis

— Invalidated Lap ■ Personal Best ■ Session Best B Crossing the pit lane

Lap	Time	Sector 1	Sector 2	Sector 3	Kph	Elapsed	Lap	Time	Sector 1	Sector 2	Sector 3	Kph	Elapsed	
2	Benjamin PAQUE	BEL						12	1:50.156	33.246	35.725	41.185	152.1	31:12.602
	TFT Racing	Porsche 911 GT3 Cup						13	1:49.916	34.509	35.229	40.178	152.4	33:02.518
1	2:19.294	54.819	42.185	42.290	113.3	2:19.294	14	1:49.862	33.335	35.696	40.831	152.5	34:52.380	
2	2:01.154	39.178	37.288	44.688	138.3	4:20.448	15	1:57.509	B 33.688	34.902	48.919	142.5	36:49.889	
3	<u>1:51.207</u>	34.137	34.861	<u>42.202</u>	150.6	6:11.655	16	3:48.950	2:33.148	34.993	40.809	73.2	40:38.839	
4	<u>1:47.919</u>	33.075	34.705	<u>40.139</u>	155.2	7:59.574								
5	1:47.750	33.114	34.507	40.129	155.5	9:47.324								
6	<u>1:47.714</u>	<u>32.933</u>	34.852	39.929	155.5	11:35.038								
7	1:47.223	32.895	34.415	39.913	156.2	13:22.261								
8	1:56.046	B 33.150	34.701	48.195	144.3	15:18.307								
9	5:27.386	4:11.298	35.979	40.109	51.2	20:45.693								
10	1:46.945	33.030	34.227	39.688	156.6	22:32.638								
11	1:46.880	32.762	34.277	39.841	156.7	24:19.518								
12	1:47.404	32.744	34.703	39.957	156.0	26:06.922								
13	1:54.325	B 33.039	34.463	46.823	146.5	28:01.247								
14	5:13.536	3:51.882	39.228	42.426	53.4	33:14.783								
15	1:53.664	37.193	35.729	40.742	147.4	35:08.447								
16	1:47.839	33.168	34.551	40.120	155.3	36:56.286								
17	1:48.003	33.263	34.527	40.213	155.1	38:44.289								
18	1:47.620	32.862	34.507	40.251	155.6	40:31.909								
5	Patrick CHARLAIX	CAN												
	TFT Racing	Porsche 911 GT3 Cup												
1	3:09.117	1:30.360	47.622	51.135	83.5	3:09.117								
2	2:06.380	39.565	40.566	46.249	132.5	5:15.497								
3	2:02.416	37.456	39.431	45.529	136.8	7:17.913								
4	2:00.606	37.621	38.582	44.403	138.9	9:18.519								
5	2:01.448	36.710	39.811	44.927	137.9	11:19.967								
6	2:02.430	36.224	39.579	46.627	136.8	13:22.397								
7	2:01.126	37.441	39.644	44.041	138.3	15:23.523								
8	1:57.880	36.855	37.250	43.775	142.1	17:21.403								
9	1:57.411	35.584	37.886	43.941	142.7	19:18.814								
10	1:57.111	35.796	37.560	43.755	143.0	21:15.925								
11	2:08.666	B 35.976	39.425	53.265	130.2	23:24.591								
12	4:18.557	2:57.091	37.508	43.958	64.8	27:43.148								
13	1:54.692	35.168	36.797	42.727	146.1	29:37.840								
14	1:57.030	36.620	37.290	43.120	143.1	31:34.870								
15	1:55.490	35.277	36.968	43.245	145.0	33:30.360								
16	1:59.697	36.965	38.984	43.748	139.9	35:30.057								
17	1:55.473	35.583	37.118	42.772	145.1	37:25.530								
18	1:56.116	35.338	37.175	43.603	144.3	39:21.646								
19	1:55.584	35.583	37.585	42.416	144.9	41:17.230								
7	Jérôme BOULLERY	FRA												
	Racing Technology	Porsche 911 GT3 Cup												
1	2:38.584	1:09.552	44.689	44.343	99.5	2:38.584								
2	1:59.957	39.872	37.410	42.675	139.6	4:38.541								
3	1:56.529	38.963	36.193	41.373	143.7	6:35.070								
4	1:51.163	34.616	35.327	41.220	150.7	8:26.233								
5	1:50.598	33.528	35.374	41.696	151.5	10:16.831								
6	<u>1:50.706</u>	<u>34.777</u>	35.170	40.759	151.3	12:07.537								
7	1:49.854	33.623	35.740	40.491	152.5	13:57.391								
8	1:48.901	33.510	34.649	40.742	153.8	15:46.292								
9	1:56.426	B 33.404	34.985	48.037	143.9	17:42.718								
10	9:41.361	8:18.488	40.436	42.437	28.8	27:24.079								
11	1:58.367	40.859	36.410	41.098	141.5	29:22.446								
9	Sylvain NOEL	FRA												
	Racing Technology	Porsche 911 GT3 Cup												
1	2:48.111	1:25.170	40.254	42.687	93.9	2:48.111								
2	1:53.771	35.739	36.938	41.094	147.2	4:41.882								
3	<u>1:50.544</u>	<u>34.801</u>	35.063	40.680	151.5	6:32.426								
4	1:50.694	33.924	34.628	42.142	151.3	8:23.120								
5	1:49.239	33.693	34.915	40.631	153.3	10:12.359								
6	1:48.467	33.497	35.092	39.878	154.4	12:00.826								
7	2:03.774	35.807	43.624	44.343	135.3	14:04.600								
8	1:48.867	33.788	34.739	40.340	153.9	15:53.467								
9	1:48.207	33.342	34.815	40.050	154.8	17:41.674								
10	2:00.456	B 33.562	38.177	48.717	139.1	19:42.130								
11	8:18.262	6:47.165	42.899	48.198	33.6	28:00.392								
12	1:53.511	35.328	36.708	41.475	147.6	29:53.903								
13	1:48.478	33.599	34.861	40.018	154.4	31:42.381								
14	<u>1:53.970</u>	<u>33.273</u>	34.337	46.360	147.0	33:36.351								
15	<u>1:48.866</u>	33.487	35.087	<u>40.292</u>	153.9	35:25.217								
16	1:48.705	33.267	34.995	40.443	154.1	37:13.922								
17	1:48.282	33.176	34.886	40.220	154.7	39:02.204								
18	1:47.712	33.278	34.644	39.790	155.5	40:49.916								
11	Alessandro GHIRETTI	FRA												
	Schumacher CLRT	Porsche 911 GT3 Cup												
1	2:16.662	50.500	42.004	44.158	115.5	2:16.662								
2	1:58.093	38.774	38.096	41.223	141.8	4:14.755								
3	1:47.695	33.361	34.419	39.915	155.5	6:02.450								
4	1:47.040	32.892	34.473	39.675	156.5	7:49.490								
5	1:46.786	32.801	34.381	39.604	156.9	9:36.276								
6	<u>1:52.956</u>	<u>34.362</u>	38.139	40.455	148.3	11:29.232								
7	1:46.900	32.769	34.346	39.785	156.7	13:16.132								
8	1:46.393	32.823	34.220	39.350	157.4	15:02.525								
9	2:00.665	B 32.856	35.441	52.368	138.8	17:03.190								
10	16:27.957	...	40.230	41.932	17.0	33:31.147								
11	1:50.771	35.162	35.394	40.215	151.2	35:21.918								
12	1:51.073	35.775	34.973	40.325	150.8	37:12.991								
13	1:46.988	32.922	34.286	39.780	156.6	38:59.979								
14	1:46.863	33.013	34.116	39.734	156.8	40:46.842								
14	Rodrigo DIAS ALMEIDA	MZB												
	Martinet by Alméras	Porsche 911 GT3 Cup												
1	2:28.499	1:02.894	42.474	43.131	106.3	2:28.499								
2	1:58.555	39.241	36.706	42.608	141.3	4:27.054								
3	1:52.393	35.145	36.234	41.014	149.0	6:19.447								
4	1:50.382	34.140	35.450	40.792	151.8	8:09.829								
5	1:49.366	33.794	35.106	40.466	153.2	9:59.195								
6	<u>1:49.386</u>	<u>34.030</u>	34.971	40.385	153.1	11:48.581								
7	<u>1:56.131</u>	B 33.483	34.861	47.787	144.2	13:44.712								
8	6:24.373	5:08.277	35.516	40.580	43.6	20:09.085								
9	1:48.891	33.665	34.827	40.399	153.8	21:57.976								
10	<u>1:49.489</u>	<u>34.082</u>	34.981	40.426	153.0	23:47.465								
11	1:48.478	33.410	34.709	40.359	154.4	25:35.943								



Porsche Carrera Cup France 4 Hours of Portimao Free Practice 1

Sector Analysis

— Invalidated Lap ■ Personal Best ■ Session Best B Crossing the pit lane

Lap	Time	Sector 1	Sector 2	Sector 3	Kph	Elapsed	Lap	Time	Sector 1	Sector 2	Sector 3	Kph	Elapsed
12	1:57.813	38.408	37.533	41.872	142.2	27:33.756	16	1:55.186B	33.733	34.764	46.689	145.4	33:23.868
13	2:05.950B	36.657	36.897	52.396	133.0	29:39.706	17	3:19.610	2:01.698	37.056	40.856	83.9	36:43.478
14	9:57.739	8:37.452	39.568	40.719	28.0	39:37.445	18	1:47.907	33.214	34.556	40.137	155.2	38:31.385
15	1:48.979	33.625	35.153	40.201	153.7	41:26.424	19	1:47.705	33.242	34.388	40.075	155.5	40:19.090

16 Mathys JAUBERT		FRA				
Martinet by Alméras		Porsche 911 GT3 Cup				
1	2:16.049	49.277	42.449	44.323	116.0	2:16.049
2	1:56.803	38.191	38.231	40.381	143.4	4:12.852
3	1:48.302	33.443	34.694	40.165	154.7	6:01.154
4	1:50.173	33.168	36.640	40.365	152.0	7:51.327
5	1:47.400	32.991	34.470	39.939	156.0	9:38.727
6	1:47.284	33.051	34.308	39.925	156.1	11:26.011
7	1:54.469B	33.002	34.713	46.754	146.3	13:20.480
8	9:19.691	8:04.155	35.038	40.498	29.9	22:40.171
9	1:49.866	33.039	34.514	42.313	152.5	24:30.037
10	1:47.544	33.184	34.456	39.904	155.8	26:17.581
11	1:55.043B	33.013	34.360	47.670	145.6	28:12.624
12	8:37.780	7:14.873	39.415	43.492	32.4	36:50.404
13	1:56.655	36.772	39.063	40.820	143.6	38:47.059
14	1:47.217	32.922	34.510	39.785	156.2	40:34.276

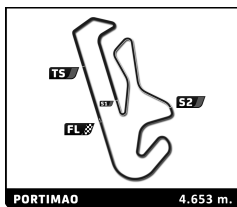
17 Victor BERNIER		FRA				
Martinet by Alméras		Porsche 911 GT3 Cup				
1	2:18.626	52.271	42.428	43.927	113.9	2:18.626
2	1:59.690	38.749	37.948	42.993	140.0	4:18.316
3	1:49.783	33.817	35.141	40.825	152.6	6:08.099
4	1:48.731	33.662	34.942	40.127	154.1	7:56.830
5	1:48.100	33.329	34.808	39.963	155.0	9:44.930
6	1:48.165	33.149	34.945	40.071	154.9	11:33.095
7	1:56.838B	33.228	34.756	48.854	143.4	13:29.933
8	10:32.272	9:08.894	40.829	42.549	26.5	24:02.205
9	1:49.835	33.503	35.108	41.224	152.5	25:52.040
10	1:48.697	33.431	34.623	40.643	154.1	27:40.737
11	1:47.903	33.239	34.546	40.118	155.2	29:28.640
12	1:56.777B	33.175	34.478	49.124	143.4	31:25.417
13	5:01.229	3:41.024	38.519	41.686	55.6	36:26.646
14	1:57.500	38.068	38.082	41.350	142.6	38:24.146
15	1:47.889	33.132	34.673	40.084	155.3	40:12.035

21 Marc GUILLOT		FRA				
ABM		Porsche 911 GT3 Cup				
1	2:35.835	1:06.404	44.165	45.266	101.3	2:35.835
2	1:56.152	37.844	36.748	41.560	144.2	4:31.987
3	1:50.375	34.499	35.416	40.460	151.8	6:22.362
4	1:48.780	33.390	35.029	40.361	154.0	8:11.142
5	1:48.253	33.484	34.743	40.026	154.7	9:59.395
6	1:47.952	33.211	34.594	40.147	155.2	11:47.347
7	1:48.413	33.199	34.569	40.645	154.5	13:35.760
8	1:48.276	33.230	34.629	40.417	154.7	15:24.036
9	1:48.406	33.496	34.734	40.176	154.5	17:12.442
10	1:55.772B	33.207	34.546	48.019	144.7	19:08.214
11	4:51.950	3:22.304	44.611	45.035	57.4	24:00.164
12	1:56.819	38.038	36.608	42.173	143.4	25:56.983
13	1:51.970	34.489	36.138	41.343	149.6	27:48.953
14	1:49.775	34.159	35.063	40.553	152.6	29:38.728
15	1:49.954	34.596	34.965	40.393	152.3	31:28.682

27 Marlon HERNANDEZ		FRA				
Martinet/Forestier Racing		Porsche 911 GT3 Cup				
1	2:24.108	58.279	42.993	42.836	109.5	2:24.108
2	1:58.151	40.904	36.005	41.242	141.8	4:22.259
3	1:50.477	34.772	35.292	40.413	151.6	6:12.736
4	1:48.899	33.639	34.938	40.322	153.8	8:01.635
5	1:48.140	33.456	34.763	39.921	154.9	9:49.775
6	1:48.230	33.584	34.686	39.960	154.8	11:38.005
7	1:56.271B	33.248	34.569	48.454	144.1	13:34.276
8	6:07.253	4:51.171	35.679	40.403	45.6	19:41.529
9	1:48.455	33.518	34.699	40.238	154.4	21:29.984
10	1:47.637	33.283	34.280	40.074	155.6	23:17.621
11	1:48.697	33.935	34.766	39.996	154.1	25:06.318
12	1:54.930B	33.130	34.634	47.166	145.7	27:01.248
13	7:02.373	5:38.091	41.942	42.340	39.7	34:03.621
14	1:55.223	38.435	35.979	40.809	145.4	35:58.844
15	1:48.247	33.438	34.728	40.081	154.7	37:47.091
16	1:48.598	33.775	34.749	40.074	154.2	39:35.689
17	1:47.986	33.247	34.664	40.075	155.1	41:23.675

29 Louis ROUSSET		FRA				
Martinet/Forestier Racing		Porsche 911 GT3 Cup				
1	2:26.972	1:01.359	42.330	43.283	107.4	2:26.972
2	1:58.168	39.129	35.947	43.092	141.8	4:25.140
3	1:49.538	33.903	35.010	40.625	152.9	6:14.678
4	1:49.022	33.379	35.000	40.643	153.6	8:03.700
5	1:48.100	33.201	34.652	40.247	155.0	9:51.800
6	1:47.942	33.363	34.651	39.928	155.2	11:39.742
7	1:47.996	33.227	34.602	40.167	155.1	13:27.738
8	1:57.019B	33.547	36.250	47.222	143.1	15:24.757
9	9:33.825	8:18.654	35.045	40.126	29.2	24:58.582
10	1:48.187	33.244	34.741	40.202	154.8	26:46.769
11	1:47.755	33.253	34.604	39.898	155.5	28:34.524
12	1:47.515	33.143	34.441	39.931	155.8	30:22.039
13	1:54.446B	33.140	34.860	46.446	146.4	32:16.485
14	3:51.569	2:31.604	37.646	42.319	72.3	36:08.054
15	1:53.188	36.372	36.052	40.764	148.0	38:01.242
16	1:52.169	33.873	35.032	43.264	149.3	39:53.411
17	1:48.821	33.865	34.345	40.611	153.9	41:42.232

33 Paul CAUHAUPE		FRA				
CLRT Schumacher		Porsche 911 GT3 Cup				
1	2:28.675	1:07.828	38.524	42.323	106.2	2:28.675
2	1:52.370	35.583	35.598	41.189	149.1	4:21.045
3	1:49.754	33.955	35.308	40.491	152.6	6:10.799
4	1:50.049	34.854	35.027	40.168	152.2	8:00.848
5	1:48.305	33.598	34.676	40.031	154.7	9:49.153
6	1:47.657	33.209	34.526	39.922	155.6	11:36.810
7	1:47.688	33.099	34.582	40.007	155.5	13:24.498
8	1:57.375B	34.074	35.668	47.633	142.7	15:21.873
9	5:18.289	4:02.540	35.451	40.298	52.6	20:40.162
10	1:47.427	33.248	34.388	39.791	155.9	22:27.589



Porsche Carrera Cup France 4 Hours of Portimao Free Practice 1

Sector Analysis

— Invalidated Lap ■ Personal Best ■ Session Best B Crossing the pit lane

Lap	Time	Sector 1	Sector 2	Sector 3	Kph	Elapsed	Lap	Time	Sector 1	Sector 2	Sector 3	Kph	Elapsed
11	1:47.876	33.032	34.350	40.494	155.3	24:15.465	5	<u>1:49.944</u>	<u>33.726</u>	35.324	40.894	152.4	10:14.463
12	1:57.251 B	32.983	34.474	49.794	142.9	26:12.716	6	1:50.307	33.758	35.889	40.660	151.9	12:04.770
13	4:01.858	2:42.838	38.026	40.994	69.3	30:14.574	7	2:09.675 B	33.744	46.849	49.082	129.2	14:14.445
14	1:52.873	36.646	35.540	40.687	148.4	32:07.447	8	4:05.429	2:48.979	35.442	41.008	68.3	18:19.874
15	1:48.825	33.857	34.738	40.230	153.9	33:56.272	9	1:50.751	34.059	35.424	41.268	151.2	20:10.625
16	1:47.979	33.285	34.499	40.195	155.1	35:44.251	10	<u>1:49.269</u>	<u>33.720</u>	34.873	40.676	153.3	21:59.894
17	1:47.538	33.064	34.419	40.055	155.8	37:31.789	11	1:49.834	33.972	34.836	41.026	152.5	23:49.728
18	1:48.155	33.053	34.626	40.476	154.9	39:19.944	12	1:49.443	33.369	34.960	41.114	153.1	25:39.171
19	1:47.213	32.902	34.446	39.865	156.2	41:07.157	13	<u>1:49.210</u>	33.616	34.897	<u>40.697</u>	153.4	27:28.381

44 Cyril CAILLO FRA
Racing Technology Porsche 911 GT3 Cup

1	2:50.173	1:16.618	47.314	46.241	92.7	2:50.173
2	1:58.003	37.894	37.611	42.498	142.0	4:48.176
3	<u>1:54.414</u>	<u>35.328</u>	36.376	42.710	146.4	6:42.590
4	<u>1:56.139</u>	34.686	36.878	<u>44.575</u>	144.2	8:38.729
5	<u>1:51.857</u>	34.653	35.569	<u>41.635</u>	149.8	10:30.586
6	1:50.621	34.043	35.415	41.163	151.4	12:21.207
7	1:52.468	34.522	36.971	40.975	148.9	14:13.675
8	1:50.276	33.918	35.291	41.067	151.9	16:03.951
9	1:53.732	34.708	37.839	41.185	147.3	17:57.683
10	<u>2:02.679</u> B	<u>36.120</u>	37.345	49.214	136.5	20:00.362
11	5:20.246	4:02.434	36.655	41.157	52.3	25:20.608
12	1:52.547	35.773	35.545	<u>41.229</u>	148.8	27:13.155
13	<u>1:49.245</u>	33.984	35.000	40.261	153.3	29:02.400
14	1:50.245	33.952	35.582	40.711	151.9	30:52.645
15	1:49.748	33.851	35.176	40.721	152.6	32:42.393
16	1:49.415	33.621	34.625	41.169	153.1	34:31.808
17	1:49.456	33.663	35.133	40.660	153.0	36:21.264
18	<u>1:49.365</u>	<u>33.586</u>	34.784	40.995	153.2	38:10.629
19	2:01.959	37.380	41.046	43.533	137.3	40:12.588

47 Alexander REIMANN EST
EST1 Porsche 911 GT3 Cup

1	3:50.018	2:17.858	47.365	44.795	68.6	3:50.018
2	1:54.860	36.564	37.368	40.928	145.8	5:44.878
3	<u>1:50.439</u>	<u>34.719</u>	35.479	40.241	151.7	7:35.317
4	<u>1:49.047</u>	<u>33.732</u>	35.229	40.086	153.6	9:24.364
5	<u>1:49.147</u>	<u>33.309</u>	35.754	40.084	153.5	11:13.511
6	<u>1:48.045</u>	<u>33.245</u>	34.782	40.018	155.0	13:01.556
7	<u>1:48.803</u>	<u>33.212</u>	35.621	39.970	154.0	14:50.359
8	1:57.800 B	33.974	35.759	48.067	142.2	16:48.159
9	9:40.495	8:24.234	35.638	40.623	28.9	26:28.654
10	1:48.379	33.502	34.665	40.212	154.6	28:17.033
11	<u>1:49.152</u>	33.999	35.037	<u>40.116</u>	153.5	30:06.185
12	<u>1:49.712</u>	34.214	34.981	<u>40.517</u>	152.7	31:55.897
13	1:48.193	33.495	34.730	39.968	154.8	33:44.090
14	<u>1:56.751</u> B	<u>34.476</u>	35.670	46.605	143.5	35:40.841
15	3:11.323	1:55.686	35.475	40.162	87.6	38:52.164
16	1:47.906	33.309	34.534	40.063	155.2	40:40.070

66 Sébastien POISSON FRA
ABM Porsche 911 GT3 Cup

1	2:40.663	1:12.463	43.772	44.428	98.2	2:40.663
2	1:59.029	40.077	36.702	42.250	140.7	4:39.692
3	1:52.107	34.663	35.852	41.592	149.4	6:31.799
4	1:52.720	33.838	36.584	42.298	148.6	8:24.519

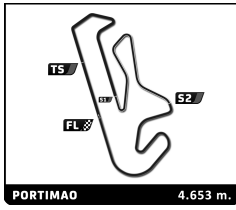
67 Jordan BOISSON FRA
TFT Racing Porsche 911 GT3 Cup

1	2:51.814	1:22.211	44.360	45.243	91.9	2:51.814
2	2:00.054	40.234	37.699	42.121	139.5	4:51.868
3	1:53.460	34.614	36.062	42.784	147.6	6:45.328
4	1:51.753	34.639	35.802	41.312	149.9	8:37.081
5	1:50.157	33.975	35.402	40.780	152.1	10:27.238
6	<u>1:49.856</u>	33.722	35.362	<u>40.772</u>	152.5	12:17.094
7	<u>1:50.887</u>	<u>34.293</u>	35.549	41.045	151.1	14:07.981
8	1:50.011	33.908	35.311	40.792	152.3	15:57.992
9	1:49.597	33.725	35.293	40.579	152.8	17:47.589
10	2:07.681 B	40.985	36.685	50.011	131.2	19:55.270
11	7:29.911	6:10.175	38.238	41.498	37.2	27:25.181
12	<u>1:54.130</u>	34.486	38.777	<u>40.867</u>	146.8	29:19.311
13	1:50.096	34.049	35.205	40.842	152.1	31:09.407
14	1:49.581	33.534	35.113	40.934	152.9	32:58.988
15	1:49.490	33.552	35.066	40.872	153.0	34:48.478
16	1:48.986	33.575	34.862	40.549	153.7	36:37.464
17	1:49.148	33.431	35.284	40.433	153.5	38:26.612
18	1:49.739	33.708	35.238	40.793	152.6	40:16.351

74 Florian LATORRE FRA
ABM Porsche 911 GT3 Cup

1	2:20.820	57.135	41.639	42.046	112.1	2:20.820
2	1:58.324	38.270	37.067	42.987	141.6	4:19.144
3	1:57.462	33.623	34.769	49.070	142.6	6:16.606
4	<u>1:49.067</u>	<u>33.374</u>	34.827	40.866	153.6	8:05.673
5	1:48.304	33.221	34.673	40.410	154.7	9:53.977
6	1:48.280	33.625	34.818	39.837	154.7	11:42.257
7	1:47.478	33.133	34.717	39.628	155.9	13:29.735
8	1:57.067 B	32.968	35.659	48.440	143.1	15:26.802
9	5:53.674	4:38.391	35.096	40.187	47.4	21:20.476
10	1:49.106	33.822	35.439	39.845	153.5	23:09.582
11	1:47.090	32.947	34.376	39.767	156.4	24:56.672
12	1:55.583 B	32.895	34.557	48.131	144.9	26:52.255
13	6:41.689	5:26.189	34.668	40.832	41.7	33:33.944
14	1:49.303	33.657	35.323	40.323	153.3	35:23.247
15	1:47.346	32.990	34.349	40.007	156.0	37:10.593
16	1:49.708	32.925	34.432	42.351	152.7	39:00.301
17	<u>1:47.638</u>	33.195	34.394	<u>40.049</u>	155.6	40:47.939

77 Louis PERROT FRA
CLRT Schumacher Porsche 911 GT3 Cup



Porsche Carrera Cup France 4 Hours of Portimao Free Practice 1

Sector Analysis

— Invalidated Lap ■ Personal Best ■ Session Best B Crossing the pit lane

Lap	Time	Sector 1	Sector 2	Sector 3	Kph	Elapsed	Lap	Time	Sector 1	Sector 2	Sector 3	Kph	Elapsed
1	3:21.294	1:54.652	42.404	44.238	78.4	3:21.294	17	1:52.303	34.766	35.340	42.197	149.2	36:09.045
2	1:54.112	37.717	35.670	40.725	146.8	5:15.406	18	1:49.707	33.718	35.221	40.768	152.7	37:58.752
3	<u>1:50.628</u>	33.559	35.031	<u>42.038</u>	151.4	7:06.034	19	1:49.232	33.644	34.795	40.793	153.4	39:47.984
4	1:48.551	33.169	34.411	40.971	154.3	8:54.585	20	2:01.120B	34.722	34.980	51.418	138.3	41:49.104
5	<u>1:47.618</u>	<u>32.895</u>	34.438	40.285	155.7	10:42.203	99 Marcus AMAND FRA						
6	<u>1:48.146</u>	<u>33.044</u>	34.720	<u>40.382</u>	154.9	12:30.349	Schumacher CLRT Porsche 911 GT3 Cup						
7	1:48.152	33.315	34.401	40.436	154.9	14:18.501	1	2:17.571	51.295	42.292	43.984	114.7	2:17.571
8	1:54.868B	33.083	34.425	47.360	145.8	16:13.369	2	1:58.980	38.933	37.879	42.168	140.8	4:16.551
9	4:40.470	3:24.937	34.980	40.553	59.7	20:53.839	3	1:49.379	33.835	34.577	40.967	153.1	6:05.930
10	1:47.537	32.999	34.281	40.257	155.8	22:41.376	4	1:48.573	33.396	34.751	40.426	154.3	7:54.503
11	1:46.988	32.944	34.161	39.883	156.6	24:28.364	5	1:48.039	33.265	34.762	40.012	155.0	9:42.542
12	1:46.936	32.790	34.271	39.875	156.6	26:15.300	6	1:47.497	33.022	34.567	39.908	155.8	11:30.039
13	1:55.397B	33.233	34.508	47.656	145.2	28:10.697	7	1:48.326	32.908	35.214	40.204	154.6	13:18.365
14	5:05.920	3:44.546	39.040	42.334	54.8	33:16.617	8	1:57.777B	33.150	34.764	49.863	142.2	15:16.142
15	1:53.209	36.697	35.528	40.984	148.0	35:09.826	9	5:26.744	4:08.957	35.511	42.276	51.3	20:42.886
16	1:48.341	33.506	34.348	40.487	154.6	36:58.167	10	1:47.486	33.183	34.290	40.013	155.8	22:30.372
17	1:46.868	32.887	34.238	39.743	156.7	38:45.035	11	1:47.329	32.926	34.552	39.851	156.1	24:17.701
18	1:46.798	32.769	34.169	39.860	156.8	40:31.833	12	1:47.218	32.921	34.432	39.865	156.2	26:04.919

81 Eric DEBARD FRA						
Debard Automobiles by Racitivity Porsche 911 GT3 Cup						
1	2:53.156	1:24.154	43.804	45.198	91.1	2:53.156
2	1:56.096	37.410	36.952	41.734	144.3	4:49.252
3	1:59.666	35.118	36.748	47.800	140.0	6:48.918
4	2:07.860B	35.851	38.445	53.564	131.0	8:56.778
5	6:00.045	4:32.542	43.170	44.333	46.5	14:56.823
6	1:57.681	35.515	36.886	45.280	142.3	16:54.504
7	1:58.664	35.835			141.2	18:53.168
8	1:55.726	35.908	37.502	42.316	144.7	20:48.894
9	1:52.533	34.473	35.577	42.483	148.9	22:41.427
10	1:50.702	34.175	35.393	41.134	151.3	24:32.129
11	1:50.746	33.781	35.281	41.684	151.3	26:22.875
12	<u>1:51.138</u>	34.476	35.545	<u>41.117</u>	150.7	28:14.013
13	<u>1:50.309</u>	33.807	35.386	<u>41.116</u>	151.9	30:04.322
14	2:06.159B	37.354	36.693	52.112	132.8	32:10.481
15	4:07.422	2:45.863	39.081	42.478	67.7	36:17.903
16	1:55.499	34.483	39.617	41.399	145.0	38:13.402
17	1:50.564	34.153	35.137	41.274	151.5	40:03.966

88 Jean-Philippe GAMBARO FRA						
Schumacher CLRT Porsche 911 GT3 Cup						
1	3:00.294	1:26.307	46.869	47.118	87.5	3:00.294
2	1:59.636	40.683	37.022	41.931	140.0	4:59.930
3	<u>1:54.315</u>	35.713	36.143	<u>42.459</u>	146.5	6:54.245
4	1:53.367	35.210	36.087	42.070	147.8	8:47.612
5	1:51.770	34.992	35.668	41.110	149.9	10:39.382
6	1:50.879	34.146	35.505	41.228	151.1	12:30.261
7	1:50.755	34.599	35.313	40.843	151.2	14:21.016
8	1:50.634	33.995	35.472	41.167	151.4	16:11.650
9	2:03.258B	34.024	38.975	50.259	135.9	18:14.908
10	4:58.576	3:40.362	36.436	41.778	56.1	23:13.484
11	1:50.313	33.955	35.329	41.029	151.8	25:03.797
12	1:50.177	34.017	35.080	41.080	152.0	26:53.974
13	1:51.047	33.802	34.788	42.457	150.8	28:45.021
14	1:51.650	33.674	36.606	41.370	150.0	30:36.671
15	1:49.527	33.962	34.844	40.721	152.9	32:26.198
16	1:50.544	34.382	35.085	41.077	151.5	34:16.742