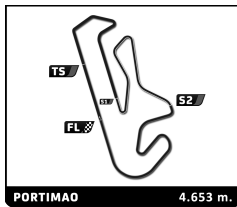


Porsche Carrera Cup France 4 Hours of Portimao Free Practice 2

Sector Analysis

— Invalidated Lap ■ Personal Best ■ Session Best B Crossing the pit lane

Lap	Time	Sector 1	Sector 2	Sector 3	Kph	Elapsed	Lap	Time	Sector 1	Sector 2	Sector 3	Kph	Elapsed
2	Benjamin PAQUE BEL												
TFT Racing						Porsche 911 GT3 Cup							
1	2:16.906	53.492	40.509	42.905	115.3	2:16.906	13	1:48.056	33.187	34.380	40.489	155.0	30:55.909
2	1:53.647	35.354	35.475	42.818	147.4	4:10.553	14	1:48.049	33.535	34.610	39.904	155.0	32:43.958
3	1:47.729	33.115	34.588	40.026	155.5	5:58.282	15	1:47.472	33.073	34.546	39.853	155.9	34:31.430
4	1:47.558	33.174	34.566	39.818	155.7	7:45.840	16	1:47.720	33.036	34.570	40.114	155.5	36:19.150
5	1:46.923	32.910	34.232	39.781	156.7	9:32.763	17	1:47.740	33.146	34.855	39.739	155.5	38:06.890
6	1:47.070	32.861	34.342	39.867	156.4	11:19.833	18	1:48.674	33.009	34.783	40.882	154.1	39:55.564
7	1:46.916	32.756	34.217	39.943	156.7	13:06.749	19	1:48.540	33.236	34.874	40.430	154.3	41:44.104
8	1:54.891 B	32.918	34.283	47.690	145.8	15:01.640							
9	6:48.204	5:31.125	35.033	42.046	41.0	21:49.844							
10	2:38.388 B	33.024	34.577	1:30.787	105.8	24:28.232							
11	4:06.303	2:45.017	39.678	41.608	68.0	28:34.535							
12	1:54.059	37.827	35.438	40.794	146.9	30:28.594							
13	1:47.184	33.069	34.454	39.661	156.3	32:15.778							
14	1:46.940	<u>32.902</u>	34.377	39.661	156.6	34:02.718							
15	1:47.225	32.787	34.720	39.718	156.2	35:49.943							
16	1:46.181	32.567	34.122	39.492	157.8	37:36.124							
17	1:46.613	32.638	34.212	<u>39.763</u>	157.1	39:22.737							
18	1:46.756	32.735	34.164	39.857	156.9	41:09.493							
5	Patrick CHARLAIX CAN												
TFT Racing						Porsche 911 GT3 Cup							
1	3:04.964	1:31.112	44.533	49.319	85.3	3:04.964							
2	2:05.761	38.761	39.491	47.509	133.2	5:10.725							
3	1:57.649	36.358	37.761	43.530	142.4	7:08.374							
4	1:56.533	35.830	37.665	43.038	143.7	9:04.907							
5	<u>1:56.784</u>	<u>35.769</u>	37.934	43.081	143.4	11:01.691							
6	1:56.999	35.437	38.775	42.787	143.2	12:58.690							
7	1:59.847	35.318	38.252	46.277	139.8	14:58.537							
8	1:58.609	36.898	37.989	43.722	141.2	16:57.146							
9	2:31.980 B	41.693	46.664	1:03.623	110.2	19:29.126							
10	5:26.608	4:04.064	38.644	43.900	51.3	24:55.734							
11	1:57.295	37.343	36.977	42.975	142.8	26:53.029							
12	1:56.413	37.787	36.732	41.894	143.9	28:49.442							
13	1:54.778	34.718	36.857	43.203	145.9	30:44.220							
14	1:54.671	36.112	36.547	42.012	146.1	32:38.891							
15	<u>1:55.771</u>	35.095	36.893	<u>43.783</u>	144.7	34:34.662							
16	1:57.165	37.211	37.220	42.734	143.0	36:31.827							
17	1:55.640	35.229	37.753	42.658	144.9	38:27.467							
18	1:57.810	35.991	37.981	43.838	142.2	40:25.277							
9	Sylvain NOEL FRA												
Racing Technology						Porsche 911 GT3 Cup							
1	2:25.517	1:05.472	38.557	41.488	108.5	2:25.517							
2	<u>1:55.799</u>	<u>38.423</u>	36.509	40.867	144.7	4:21.316							
3	<u>1:49.218</u>	<u>34.129</u>	34.909	40.180	153.4	6:10.534							
4	1:47.914	33.225	34.561	40.128	155.2	7:58.448							
5	2:02.393	33.323	41.249	47.821	136.9	10:00.841							
6	2:10.909	35.224	45.321	50.364	128.0	12:11.750							
7	<u>1:47.894</u>	<u>33.357</u>	34.693	39.844	155.3	13:59.644							
8	<u>2:05.400 B</u>	<u>33.414</u>	41.345	50.641	133.6	16:05.044							
9	6:15.631	4:57.163	37.138	41.330	44.6	22:20.675							
10	<u>1:56.794</u>	<u>35.928</u>	35.598	45.268	143.4	24:17.469							
11	1:58.503 B	33.455	34.644	50.404	141.4	26:15.972							
12	7:18.946	6:02.126	35.653	41.167	38.2	33:34.918							
13	1:48.511	33.439	34.844	40.228	154.4	35:23.429							
14	1:48.127	33.039	34.825	40.263	154.9	37:11.556							
15	<u>1:48.191</u>	<u>33.132</u>	34.638	40.421	154.8	38:59.747							
16	2:28.588 B	43.920	47.285	57.383	112.7	41:28.335							
11	Alessandro GHIRETTI FRA												
Schumacher CLRT						Porsche 911 GT3 Cup							
1	2:14.912	50.455	41.518	42.939	117.0	2:14.912							
2	1:50.747	35.543	35.043	40.161	151.3	4:05.659							
3	1:46.883	32.989	34.247	39.647	156.7	5:52.542							
4	1:46.725	32.983	34.202	39.540	157.0	7:39.267							
5	1:46.502	32.816	34.165	39.521	157.3	9:25.769							
6	1:58.158 B	32.830	34.207	51.121	141.8	11:23.927							
7	17:30.787	...	37.781	41.363	15.9	28:54.714							
8	1:50.169	34.731	35.110	40.328	152.0	30:44.883							
9	1:47.568	33.475	34.495	39.598	155.7	32:32.451							
10	1:45.943	32.598	34.050	39.295	158.1	34:18.394							
11	1:46.248	32.660	33.978	39.610	157.7	36:04.642							
12	1:51.072	32.602	37.668	40.802	150.8	37:55.714							
13	1:46.454	32.696	34.348	39.410	157.4	39:42.168							
14	2:05.774 B	32.665	34.479	58.630	133.2	41:47.942							
14	Rodrigo DIAS ALMEIDA MOZ												
Martinet by Alméras						Porsche 911 GT3 Cup							
1	2:29.407	1:08.817	39.134	41.456	105.6	2:29.407							
2	1:53.670	36.067	36.300	41.303	147.4	4:23.077							
3	1:48.360	33.754	34.725	39.881	154.6	6:11.437							
4	1:48.011	33.203	34.701	40.107	155.1	7:59.448							
5	1:47.650	33.120	34.607	39.923	155.6	9:47.098							
6	1:57.341 B	33.169	34.551	49.621	142.8	11:44.439							
7	5:17.706	3:52.652	42.189	42.865	52.7	17:02.145							
8	3:13.491	1:08.973	1:05.075	59.443	86.6	20:15.636							
9	1:53.277	36.796	35.995	40.486	147.9	22:08.913							
10	1:50.578	34.935	35.263	40.380	151.5	23:59.491							
11	1:48.657	33.366	34.851	40.440	154.2	25:48.148							



Porsche Carrera Cup France 4 Hours of Portimao Free Practice 2

Sector Analysis

— Invalidated Lap ■ Personal Best ■ Session Best B Crossing the pit lane

Lap	Time	Sector 1	Sector 2	Sector 3	Kph	Elapsed	Lap	Time	Sector 1	Sector 2	Sector 3	Kph	Elapsed
12	1:49.217	33.417	34.916	40.884	153.4	27:37.365	8	2:28.971	35.705	37.953	1:15.313	112.4	18:28.595
13	1:47.947	33.165	34.395	40.387	155.2	29:25.312	9	2:40.134	1:14.810	44.181	41.143	104.6	21:08.729
14	<u>1:47.756</u>	<u>33.026</u>	34.594	<u>40.136</u>	155.5	31:13.068	10	1:48.052	33.250	34.518	40.284	155.0	22:56.781
15	<u>1:49.118</u>	<u>33.176</u>	34.771	41.171	153.5	33:02.186	11	1:49.036	33.840	34.370	40.826	153.6	24:45.817
16	<u>2:04.461</u> B	37.300	37.852	<u>49.309</u>	134.6	35:06.647	12	1:47.266	33.133	34.335	39.798	156.2	26:33.083

16 Mathys JAUBERT							FRA						
Martinet by Alméras							Porsche 911 GT3 Cup						
1	2:18.944	58.426	38.145	42.373	113.6	2:18.944							
2	1:54.729	37.030	35.262	42.437	146.0	4:13.673							
3	1:47.617	32.996	34.453	40.168	155.7	6:01.290							
4	1:47.101	32.969	34.367	39.765	156.4	7:48.391							
5	1:46.488	32.792	34.208	39.488	157.3	9:34.879							
6	1:46.640	32.766	34.354	39.520	157.1	11:21.519							
7	1:46.523	32.702	34.198	39.623	157.3	13:08.042							
8	1:54.776 B	32.727	34.158	47.891	145.9	15:02.818							
9	7:00.578	5:38.332	39.576	42.670	39.8	22:03.396							
10	2:01.979	37.016	42.284	42.679	137.3	24:05.375							
11	<u>1:47.550</u>	<u>33.111</u>	34.505	39.934	155.7	25:52.925							
12	1:47.036	33.009	34.238	39.789	156.5	27:39.961							
13	1:47.328	32.931	34.473	39.924	156.1	29:27.289							
14	1:47.035	32.801	34.469	39.765	156.5	31:14.324							
15	1:46.939	32.872	34.333	39.734	156.6	33:01.263							
16	1:55.634 B	32.876	34.373	48.385	144.9	34:56.897							
17	3:32.027	2:17.504	34.651	39.872	79.0	38:28.924							
18	1:54.060 B	33.170	34.238	46.652	146.9	40:22.984							

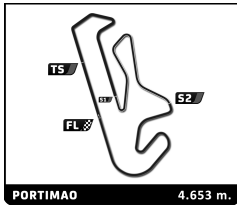
17 Victor BERNIER							FRA						
Martinet by Alméras							Porsche 911 GT3 Cup						
1	2:24.524	1:05.101	37.778	41.645	109.2	2:24.524							
2	1:54.665	37.298	36.630	40.737	146.1	4:19.189							
3	1:48.041	33.344	34.726	39.971	155.0	6:07.230							
4	1:47.647	33.082	34.547	40.018	155.6	7:54.877							
5	1:49.166	33.026	35.746	40.394	153.4	9:44.043							
6	1:47.182	32.980	34.478	39.724	156.3	11:31.225							
7	1:47.285	32.994	34.474	39.817	156.1	13:18.510							
8	1:47.026	32.828	34.545	39.653	156.5	15:05.536							
9	1:59.550 B	34.248	36.173	49.129	140.1	17:05.086							
10	5:54.635	4:31.614	39.773	43.248	47.2	22:59.721							
11	1:57.744	39.419	37.110	41.215	142.3	24:57.465							
12	1:51.112	35.092	35.419	40.601	150.8	26:48.577							
13	1:48.327	33.179	35.077	40.071	154.6	28:36.904							
14	1:54.513 B	33.160	34.744	46.609	146.3	30:31.417							
15	5:03.323	3:47.750	35.581	39.992	55.2	35:34.740							
16	<u>1:47.226</u>	<u>32.792</u>	34.526	39.908	156.2	37:21.966							
17	<u>1:47.237</u>	<u>33.052</u>	34.307	39.878	156.2	39:09.203							
18	2:06.503 B	36.070	40.286	50.147	132.4	41:15.706							

21 Marc GUILLOT							FRA						
ABM							Porsche 911 GT3 Cup						
1	2:35.486	1:05.847	43.211	46.428	101.5	2:35.486							
2	1:56.880	38.822	36.627	41.431	143.3	4:32.366							
3	1:48.744	33.663	34.778	40.303	154.0	6:21.110							
4	1:48.336	33.339	34.739	40.258	154.6	8:09.446							
5	1:47.917	33.230	34.491	40.196	155.2	9:57.363							
6	1:55.181 B	33.248	34.659	47.274	145.4	11:52.544							
7	4:07.080	2:39.443	44.206	43.431	67.8	15:59.624							

27 Marlon HERNANDEZ							FRA						
Martinet/Forestier Racing							Porsche 911 GT3 Cup						
1	2:23.028	1:04.171	37.420	41.437	110.3	2:23.028							
2	1:54.775	37.660	36.341	40.774	145.9	4:17.803							
3	1:48.521	33.428	35.110	39.983	154.4	6:06.324							
4	1:48.048	33.161	34.705	40.182	155.0	7:54.372							
5	1:47.320	33.061	34.397	39.862	156.1	9:41.692							
6	<u>1:48.116</u>	<u>33.080</u>	35.157	39.879	154.9	11:29.808							
7	1:54.275 B	33.086	34.626	46.563	146.6	13:24.083							
8	7:41.947 B	5:43.011	1:02.132	56.804	36.3	21:06.030							
9	3:21.701	2:04.139	36.179	41.383	83.0	24:27.731							
10	1:49.475	33.870	35.274	40.331	153.0	26:17.206							
11	1:48.459	33.321	34.841	40.297	154.4	28:05.665							
12	1:48.878	33.881	34.832	40.165	153.8	29:54.543							
13	1:48.109	33.378	34.517	40.214	154.9	31:42.652							
14	1:48.383	33.253	34.401	40.729	154.6	33:31.035							
15	1:47.648	33.010	34.430	40.208	155.6	35:18.683							
16	1:47.613	33.284	34.341	39.988	155.7	37:06.296							
17	1:47.532	33.079	34.358	40.095	155.8	38:53.828							
18	1:47.918	33.078	34.405	40.435	155.2	40:41.746							

29 Louis ROUSSET							FRA						
Martinet/Forestier Racing							Porsche 911 GT3 Cup						
1	2:20.855	1:02.077	37.573	41.205	112.1	2:20.855							
2	1:54.275	37.948	35.404	40.923	146.6	4:15.130							
3	1:47.291	33.088	34.426	39.777	156.1	6:02.421							
4	1:47.818	33.390	34.828	39.600	155.4	7:50.239							
5	1:47.080	32.964	34.559	39.557	156.4	9:37.319							
6	1:46.871	32.912	34.421	39.538	156.7	11:24.190							
7	1:47.282	32.993	34.481	39.808	156.1	13:11.472							
8	1:47.356	32.892	34.422	40.042	156.0	14:58.828							
9	1:54.983 B	33.377	35.078	46.528	145.7	16:53.811							
10	5:13.996	3:56.303	36.440	41.253	53.3	22:07.807							
11	1:50.738	34.964	35.426	40.348	151.3	23:58.545							
12	1:52.142	33.383	35.179	43.580	149.4	25:50.687							
13	1:49.742	33.181	34.755	41.806	152.6	27:40.429							
14	1:47.653	33.052	34.654	39.947	155.6	29:28.082							
15	1:48.623	33.008	34.792	40.823	154.2	31:16.705							
16	1:47.460	33.018	34.563	39.879	155.9	33:04.165							
17	<u>1:47.749</u>	<u>33.377</u>	34.565	39.807	155.5	34:51.914							
18	1:47.209	32.951	34.415	39.843	156.2	36:39.123							
19	1:56.595 B	33.026	34.410	49.159	143.7	38:35.718							

33 Paul CAUHAUPE							FRA						
CLRT Schumacher							Porsche 911 GT3 Cup						
1	2:17.282	54.310	40.206	42.766	115.0	2:17.282							

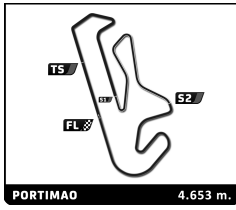


Porsche Carrera Cup France 4 Hours of Portimao Free Practice 2

Sector Analysis

— Invalidated Lap ■ Personal Best ■ Session Best B Crossing the pit lane

Lap	Time	Sector 1	Sector 2	Sector 3	Kph	Elapsed	Lap	Time	Sector 1	Sector 2	Sector 3	Kph	Elapsed
2	1:54.316	35.527	35.320	43.469	146.5	4:11.598	15	1:47.145	32.843	34.518	39.784	156.3	31:58.684
3	1:47.131	32.987	34.433	39.711	156.4	5:58.729	16	1:47.560	32.922	34.703	39.935	155.7	33:46.244
4	1:48.726	33.038	34.626	41.062	154.1	7:47.455	17	<u>1:56.146</u> B	<u>33.555</u>	36.045	46.546	144.2	35:42.390
5	1:46.549	32.807	34.199	39.543	157.2	9:34.004	66 Sébastien POISSON FRA						
6	1:46.762	32.740	34.562	39.460	156.9	11:20.766	ABM Porsche 911 GT3 Cup						
7	1:46.637	32.631	34.319	39.687	157.1	13:07.403	1	2:39.986	1:14.592	40.470	44.924	98.7	2:39.986
8	2:00.188B	32.803	35.716	51.669	139.4	15:07.591	2	1:53.924	37.053	35.942	40.929	147.0	4:33.910
9	6:19.470	4:59.798	38.368	41.304	44.1	21:27.061	3	1:49.315	33.753	35.040	40.522	153.2	6:23.225
10	1:52.082	36.567	35.199	40.316	149.5	23:19.143	4	1:52.206	33.811	35.156	43.239	149.3	8:15.431
11	1:47.744	33.169	34.392	40.183	155.5	25:06.887	5	1:49.274	33.633	34.796	40.845	153.3	10:04.705
12	1:47.515	33.065	34.095	40.355	155.8	26:54.402	6	1:48.994	33.679	34.711	40.604	153.7	11:53.699
13	1:52.374	35.329	36.397	40.648	149.1	28:46.776	7	1:48.376	33.118	35.046	40.212	154.6	13:42.075
14	1:47.100	32.841	34.326	39.933	156.4	30:33.876	8	1:48.140	33.331	34.686	40.123	154.9	15:30.215
15	1:46.671	32.884	34.262	39.525	157.0	32:20.547	9	2:05.700B	33.300	34.586	57.814	133.3	17:35.915
16	1:46.633	32.636	34.150	39.847	157.1	34:07.180	10	4:49.266	3:33.081	35.458	40.727	57.9	22:25.181
17	1:49.017	33.267	34.912	40.838	153.7	35:56.197	11	<u>1:49.531</u>	<u>33.854</u>	34.745	40.932	152.9	24:14.712
18	1:47.143	33.233	34.096	39.814	156.3	37:43.340	12	1:49.172	33.371	34.527	41.274	153.4	26:03.884
19	<u>1:46.848</u>	<u>32.821</u>	34.123	39.904	156.8	39:30.188	13	1:48.774	33.506	34.897	40.371	154.0	27:52.658
20	1:47.732	32.807	34.141	40.784	155.5	41:17.920	14	1:48.684	33.540	34.966	40.178	154.1	29:41.342
44 Cyril CAILLO FRA							15	1:48.125	33.083	34.614	40.428	154.9	31:29.467
Racing Technology Porsche 911 GT3 Cup							16	1:48.178	33.096	34.692	40.390	154.8	33:17.645
1	7:21.732	5:56.664	41.248	43.820	35.7	7:21.732	17	<u>1:48.161</u>	<u>33.191</u>	34.296	40.674	154.9	35:05.806
2	1:53.016	35.494	36.188	41.334	148.2	9:14.748	18	1:48.141	33.143	34.548	40.450	154.9	36:53.947
3	1:50.218	34.096	35.362	40.760	152.0	11:04.966	19	1:48.458	33.527	34.652	40.279	154.4	38:42.405
4	1:49.587	33.552	35.651	40.384	152.9	12:54.553	20	<u>1:54.302</u>	<u>33.011</u>	34.517	46.774	146.5	40:36.707
5	1:48.670	33.378	34.756	40.536	154.1	14:43.223	67 Jordan BOISSON FRA						
6	1:48.604	33.303	35.425	39.876	154.2	16:31.827	TFT Racing Porsche 911 GT3 Cup						
7	2:48.842	33.145	1:01.474	1:14.223	99.2	19:20.669	1	2:45.940	1:20.329	42.412	43.199	95.1	2:45.940
8	2:15.695	59.191	35.848	40.656	123.4	21:36.364	2	1:56.655	37.884	37.034	41.737	143.6	4:42.595
9	1:50.697	33.266	34.446	42.985	151.3	23:27.061	3	1:50.861	34.750	35.375	40.736	151.1	6:33.456
10	2:06.025	33.466	51.177	41.382	132.9	25:33.086	4	1:49.373	33.711	35.131	40.531	153.2	8:22.829
11	1:49.184	33.603	34.778	40.803	153.4	27:22.270	5	1:49.142	33.529	35.042	40.571	153.5	10:11.971
12	1:48.123	33.355	34.782	39.986	154.9	29:10.393	6	<u>1:48.901</u>	<u>33.350</u>	35.182	40.369	153.8	12:00.872
13	1:48.575	33.323	35.067	40.185	154.3	30:58.968	7	1:49.426	33.748	35.145	40.533	153.1	13:50.298
14	1:48.785	33.463	35.097	40.225	154.0	32:47.753	8	3:38.665B	34.153	1:25.201	1:39.311	76.6	17:28.963
15	2:06.479	37.752	46.960	41.767	132.4	34:54.232	9	7:25.317	6:03.262	38.777	43.278	37.6	24:54.280
16	1:48.033	33.426	34.607	40.000	155.1	36:42.265	10	1:55.438	35.344	35.902	44.192	145.1	26:49.718
17	1:48.033	33.218	34.619	40.196	155.1	38:30.298	11	1:50.348	34.221	35.491	40.636	151.8	28:40.066
18	<u>2:19.044</u> B	<u>33.832</u>	36.580	1:08.632	120.5	40:49.342	12	1:49.632	33.907	35.191	40.534	152.8	30:29.698
47 Alexander REIMANN EST							13	<u>1:48.386</u>	<u>33.402</u>	34.739	40.245	154.5	32:18.084
EST1 Porsche 911 GT3 Cup							14	1:48.590	33.448	34.763	40.379	154.3	34:06.674
1	2:25.961	1:05.996	38.498	41.467	108.1	2:25.961	15	1:50.045	33.400	34.605	42.040	152.2	35:56.719
2	<u>1:54.578</u>	<u>36.644</u>	36.410	41.524	146.2	4:20.539	16	1:49.537	33.648	34.630	41.259	152.9	37:46.256
3	1:47.864	33.263	34.774	39.827	155.3	6:08.403	17	<u>1:48.711</u>	<u>33.528</u>	34.611	40.572	154.1	39:34.967
4	<u>1:47.470</u>	<u>33.108</u>	34.561	39.801	155.9	7:55.873	18	<u>1:51.936</u>	<u>33.533</u>	35.041	43.362	149.6	41:26.903
5	1:49.460	33.245	35.190	41.025	153.0	9:45.333	74 Florian LATORRE FRA						
6	1:47.277	33.046	34.486	39.745	156.1	11:32.610	ABM Porsche 911 GT3 Cup						
7	<u>1:48.244</u>	<u>33.333</u>	34.428	40.483	154.8	13:20.854	1	2:15.961	53.391	40.275	42.295	116.1	2:15.961
8	1:54.867B	32.957	34.713	47.197	145.8	15:15.721	2	1:51.519	34.475	35.682	41.362	150.2	4:07.480
9	5:47.048	4:04.592	56.980	45.476	48.3	21:02.769	3	1:52.142	33.200	34.514	44.428	149.4	5:59.622
10	<u>1:55.619</u>	<u>36.625</u>	36.396	42.598	144.9	22:58.388	4	1:49.929	34.240	35.866	39.823	152.4	7:49.551
11	1:49.943	34.240	35.604	40.099	152.4	24:48.331	5	1:53.868B	32.987	34.139	46.742	147.1	9:43.419
12	1:47.185	32.910	34.698	39.577	156.3	26:35.516	6	10:31.323	8:26.610	1:04.720	59.993	26.5	20:14.742
13	1:47.818	33.229	34.859	39.730	155.4	28:23.334	7	1:53.337	36.641	35.831	40.865	147.8	22:08.079
14	1:48.205	33.096	35.117	39.992	154.8	30:11.539							



Porsche Carrera Cup France 4 Hours of Portimao Free Practice 2

Sector Analysis

— Invalidated Lap ■ Personal Best ■ Session Best B Crossing the pit lane

Lap	Time	Sector 1	Sector 2	Sector 3	Kph	Elapsed	Lap	Time	Sector 1	Sector 2	Sector 3	Kph	Elapsed
8	1:49.417	34.385	34.960	40.072	153.1	23:57.496	7	1:52.172	33.587	37.419	41.166	149.3	13:51.254
9	1:46.907	32.929	34.346	39.632	156.7	25:44.403	8	1:51.904	33.840	37.309	40.755	149.7	15:43.158
10	1:46.713	32.956	34.073	39.684	157.0	27:31.116	9	2:10.405B	33.792	35.137	1:01.476	128.5	17:53.563
11	1:54.382B	32.908	34.722	46.752	146.4	29:25.498	10	5:29.553	4:01.736	44.389	43.428	50.8	23:23.116
12	6:14.152	4:59.235	34.885	40.032	44.8	35:39.650	11	2:00.135	35.531	41.957	42.647	139.4	25:23.251
13	1:46.500	32.800	34.219	39.481	157.3	37:26.150	12	1:53.395	35.201	36.745	41.449	147.7	27:16.646
14	1:49.231	34.810	34.395	40.026	153.4	39:15.381	13	1:49.440	33.835	34.893	40.712	153.1	29:06.086
15	1:46.762	32.819	34.015	39.928	156.9	41:02.143	14	1:49.420	33.428	34.940	41.052	153.1	30:55.506

77 Louis PERROT FRA						
CLRT Schumacher Porsche 911 GT3 Cup						
1	2:15.430	51.964	41.117	42.349	116.5	2:15.430
2	1:53.939	35.765	35.640	42.534	147.0	4:09.369
3	1:47.311	33.071	34.079	40.161	156.1	5:56.680
4	1:46.434	32.726	34.094	39.614	157.4	7:43.114
5	1:46.424	32.705	33.994	39.725	157.4	9:29.538
6	1:46.291	32.638	34.048	39.605	157.6	11:15.829
7	1:46.188	32.496	34.111	39.581	157.7	13:02.017
8	1:46.712	32.626	34.313	39.773	157.0	14:48.729
9	1:58.627B	34.746	34.990	48.891	141.2	16:47.356
10	5:26.625	4:06.762	35.172	44.691	51.3	22:13.981
11	1:49.516	32.906	34.072	42.538	153.0	24:03.497
12	1:46.730	32.657	34.171	39.902	156.9	25:50.227
13	1:46.547	32.629	34.059	39.859	157.2	27:36.774
14	1:46.404	32.602	34.153	39.649	157.4	29:23.178
15	1:46.853	32.575	34.409	39.869	156.8	31:10.031
16	1:46.462	32.580	34.377	39.505	157.3	32:56.493
17	1:46.554	32.542	34.426	39.586	157.2	34:43.047
18	1:54.446B	32.803	34.413	47.230	146.4	36:37.493

81 Eric DEBARD FRA						
Debard Automobiles by Racetivity Porsche 911 GT3 Cup						
1	2:47.153	1:23.971	39.896	43.286	94.4	2:47.153
2	1:57.101	37.302	37.082	42.717	143.0	4:44.254
3	1:50.578	34.492	35.171	40.915	151.5	6:34.832
4	1:48.880	33.498	34.867	40.515	153.8	8:23.712
5	1:50.066	33.971	35.240	40.855	152.2	10:13.778
6	1:52.396	33.540	35.464	43.392	149.0	12:06.174
7	1:54.152	34.035	35.040	45.077	146.7	14:00.326
8	2:03.249B	35.326	37.489	50.434	135.9	16:03.575
9	6:43.856	5:24.234	37.750	41.872	41.5	22:47.431
10	1:51.465	34.455	35.761	41.249	150.3	24:38.896
11	1:49.181	33.482	34.938	40.761	153.4	26:28.077
12	1:48.856	33.299	34.963	40.594	153.9	28:16.933
13	1:56.590	34.585	40.731	41.274	143.7	30:13.523
14	1:49.147	33.510	35.139	40.498	153.5	32:02.670
15	1:53.416	35.044	36.957	41.415	147.7	33:56.086
16	2:09.529B	34.005	41.394	54.130	129.3	36:05.615

88 Jean-Philippe GAMBARO FRA						
Schumacher CLRT Porsche 911 GT3 Cup						
1	2:45.941	1:21.086	42.020	42.835	95.1	2:45.941
2	1:53.149	35.737	35.950	41.462	148.0	4:39.090
3	1:51.027	34.452	35.417	41.158	150.9	6:30.117
4	1:50.893	34.109	35.130	41.654	151.1	8:21.010
5	1:48.894	33.645	34.864	40.385	153.8	10:09.904
6	1:49.178	33.636	35.090	40.452	153.4	11:59.082

99 Marcus AMAND FRA						
Schumacher CLRT Porsche 911 GT3 Cup						
1	3:10.192	1:45.797	40.865	43.530	83.0	3:10.192
2	1:55.855	37.718	36.812	41.325	144.6	5:06.047
3	1:47.733	33.267	34.621	39.845	155.5	6:53.780
4	1:47.008	32.922	34.337	39.749	156.5	8:40.788
5	1:47.089	32.908	34.527	39.654	156.4	10:27.877
6	1:46.583	32.864	34.216	39.503	157.2	12:14.460
7	1:46.421	32.528	34.281	39.612	157.4	14:00.881
8	1:47.283	32.632	35.177	39.474	156.1	15:48.164
9	2:07.450	32.712	34.470	1:00.268	131.4	17:55.614
10	2:39.627	59.396	55.770	44.461	104.9	20:35.241
11	1:47.599	33.115	34.595	39.889	155.7	22:22.840
12	1:46.758	32.967	34.083	39.708	156.9	24:09.598
13	1:46.583	32.887	33.933	39.763	157.2	25:56.181
14	1:46.853	32.780	34.206	39.867	156.8	27:43.034
15	1:46.661	32.630	34.170	39.861	157.0	29:29.695
16	1:46.573	32.551	34.295	39.727	157.2	31:16.268
17	1:46.521	32.648	34.155	39.718	157.3	33:02.789
18	1:46.256	32.721	34.043	39.492	157.6	34:49.045
19	1:46.495	32.536	34.260	39.699	157.3	36:35.540
20	2:06.691B	32.601	38.777	55.313	132.2	38:42.231