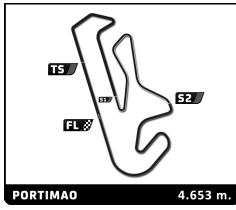


Porsche Carrera Cup France 4 Hours of Portimao Qualifying Practice

Sector Analysis

— Invalidated Lap ■ Personal Best ■ Session Best B Crossing the pit lane

Lap	Time	Sector 1	Sector 2	Sector 3	Kph	Elapsed	Lap	Time	Sector 1	Sector 2	Sector 3	Kph	Elapsed		
2	Benjamin PAQUE	BEL						5	1:47.682	33.419	34.757	39.506	155.6	10:03.713	
	TFT Racing	Porsche 911 GT3 Cup						6	1:47.923	33.514	34.655	39.754	155.2	11:51.636	
1	2:19.305	51.788	42.130	45.387	113.3	2:19.305	7	2:08.044 B	33.510	43.067	51.467	130.8	13:59.680		
2	1:57.801	37.936	37.501	42.364	142.2	4:17.106	8	7:05.938	5:42.937	40.617	42.384	39.3	21:05.618		
3	1:51.169	35.004	35.921	40.244	150.7	6:08.275	9	1:59.053	39.502	35.950	43.601	140.7	23:04.671		
4	1:46.335	32.719	34.163	39.453	157.5	7:54.610	10	1:59.492	33.306	46.183	40.003	140.2	25:04.163		
5	1:45.942	32.557	34.062	39.323	158.1	9:40.552	11	1:47.099	33.159	34.630	39.310	156.4	26:51.262		
6	1:47.957	32.489	34.854	40.614	155.2	11:28.509	12	<u>1:56.667</u>	<u>33.305</u>	36.861	46.501	143.6	28:47.929		
7	1:54.921 B	32.671	33.881	48.369	145.8	13:23.430	13	1:47.235	33.313	34.668	39.254	156.2	30:35.164		
8	8:14.694	6:49.586	41.182	43.926	33.9	21:38.124									
9	1:54.935	37.705	37.191	40.039	145.7	23:33.059									
10	1:45.270	32.528	33.672	39.070	159.1	25:18.329									
11	1:44.800	32.267	33.565	38.968	159.8	27:03.129									
12	1:45.546	32.493	33.968	39.085	158.7	28:48.675									
13	2:26.292 B	55.963	37.496	52.840	114.5	31:14.974									
5	Patrick CHARLAIX	CAN						11	Alessandro GHIRETTI	FRA					
	TFT Racing	Porsche 911 GT3 Cup							Schumacher CLRT	Porsche 911 GT3 Cup					
1	3:13.339	1:31.029	48.169	54.141	81.6	3:13.339	1	2:17.057	49.637	42.038	45.382	115.2	2:17.057		
2	2:06.681	41.535	39.891	45.255	132.2	5:20.020	2	1:57.692	38.117	37.304	42.271	142.3	4:14.749		
3	2:02.245	37.541	40.337	44.367	137.0	7:22.265	3	1:49.662	35.212	35.347	39.103	152.7	6:04.411		
4	1:56.950	35.851	38.010	43.089	143.2	9:19.215	4	1:45.650	32.562	34.029	39.059	158.5	7:50.061		
5	1:56.676	36.043	36.977	43.656	143.6	11:15.891	5	<u>1:46.200</u>	<u>32.768</u>	33.851	39.581	157.7	9:36.261		
6	1:55.684	35.345	37.555	42.784	144.8	13:11.575	6	1:45.542	32.614	33.756	39.172	158.7	11:21.803		
7	1:54.980	36.042	36.499	42.439	145.7	15:06.555	7	1:59.003 B	32.630	33.869	52.504	140.8	13:20.806		
8	1:53.515	34.997	36.546	41.972	147.6	17:00.070	8	7:20.991	5:52.827	43.269	44.895	38.0	20:41.797		
9	1:52.734	34.688	36.467	41.579	148.6	18:52.804	9	1:54.451	36.402	37.261	40.788	146.4	22:36.248		
10	2:02.748 B	34.833	37.493	50.422	136.5	20:55.552	10	1:51.553	36.869	34.949	39.735	150.2	24:27.801		
11	3:39.859	2:03.507	47.219	49.133	76.2	24:35.411	11	1:44.764	32.295	33.608	38.861	159.9	26:12.565		
12	2:01.785	38.738	37.342	45.705	137.5	26:37.196	12	1:44.690	32.236	33.690	38.764	160.0	27:57.255		
13	1:54.103	34.436	37.961	41.706	146.8	28:31.299	13	1:44.464	32.193	33.625	38.646	160.3	29:41.719		
14	1:51.846	34.362	35.705	41.779	149.8	30:23.145	14	1:45.119	32.339	33.888	38.892	159.4	31:26.838		
7	Jérôme BOULLERY	FRA						14	Rodrigo DIAS ALMEIDA	MOZ					
	Racing Technology	Porsche 911 GT3 Cup							Martinet by Alméras	Porsche 911 GT3 Cup					
1	2:31.074	1:05.068	40.643	45.363	104.5	2:31.074	1	2:27.049	1:04.196	40.240	42.613	107.3	2:27.049		
2	2:00.885	41.367	38.480	41.038	138.6	4:31.959	2	1:59.101	39.992	36.676	42.433	140.6	4:26.150		
3	1:52.821	34.925	37.461	40.435	148.5	6:24.780	3	1:54.294	34.017	36.162	44.115	146.6	6:20.444		
4	1:49.418	33.899	34.950	40.569	153.1	8:14.198	4	1:47.204	33.037	34.485	39.682	156.3	8:07.648		
5	1:48.561	33.317	35.298	39.946	154.3	10:02.759	5	<u>1:47.099</u>	<u>32.875</u>	34.448	39.776	156.4	9:54.747		
6	1:47.945	33.202	34.690	40.053	155.2	11:50.704	6	1:46.799	32.827	34.072	39.900	156.8	11:41.546		
7	1:48.440	33.631	34.706	40.103	154.5	13:39.144	7	1:56.730 B	33.025	34.461	49.244	143.5	13:38.276		
8	1:56.621 B	33.292	35.283	48.046	143.6	15:35.765	8	8:16.450	6:57.545	38.048	40.857	33.7	21:54.726		
9	5:15.379	3:50.891	42.034	42.454	53.1	20:51.144	9	1:52.348	35.704	35.805	40.839	149.1	23:47.074		
10	2:01.404	40.839	39.251	41.314	138.0	22:52.548	10	1:47.062	32.762	34.526	39.774	156.5	25:34.136		
11	1:53.190	38.231	35.408	39.551	148.0	24:45.738	11	1:46.474	32.841	34.289	39.344	157.3	27:20.610		
12	1:47.526	33.473	34.305	39.748	155.8	26:33.264	12	1:45.826	32.668	33.956	39.202	158.3	29:06.436		
13	1:46.495	32.957	34.436	39.102	157.3	28:19.759	13	2:00.721 B	33.811	36.147	50.763	138.8	31:07.157		
14	1:47.272	32.889	34.630	39.753	156.2	30:07.031									
9	Sylvain NOEL	FRA						16	Mathys JAUBERT	FRA					
	Racing Technology	Porsche 911 GT3 Cup							Martinet by Alméras	Porsche 911 GT3 Cup					
1	2:35.309	1:10.431	43.008	41.870	101.6	2:35.309	1	2:21.747	55.476	40.621	45.650	111.3	2:21.747		
2	2:01.238	40.566	39.844	40.828	138.2	4:36.547	2	1:58.039	38.179	37.308	42.552	141.9	4:19.786		
3	1:50.817	33.841	35.235	41.741	151.2	6:27.364	3	1:52.278	34.937	35.494	41.847	149.2	6:12.064		
4	1:48.667	33.476	35.686	39.505	154.1	8:16.031	4	1:45.953	32.770	33.990	39.193	158.1	7:58.017		
							5	1:45.529	32.403	33.892	39.234	158.7	9:43.546		
							6	1:45.589	32.482	33.864	39.243	158.6	11:29.135		
							7	2:00.108 B	32.993	38.450	48.665	139.5	13:29.243		
							8	8:19.299	6:59.799	37.701	41.799	33.5	21:48.542		
							9	1:52.228	36.204	36.109	39.915	149.3	23:40.770		
							10	1:48.270	33.505	35.363	39.402	154.7	25:29.040		
							11	1:45.136	32.424	33.785	38.927	159.3	27:14.176		
							12	1:45.561	32.496	33.960	39.105	158.7	28:59.737		

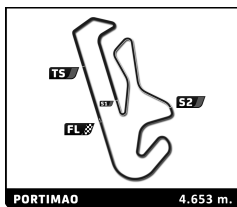


Porsche Carrera Cup France 4 Hours of Portimao Qualifying Practice

Sector Analysis

— Invalidated Lap ■ Personal Best ■ Session Best B Crossing the pit lane

Lap	Time	Sector 1	Sector 2	Sector 3	Kph	Elapsed	Lap	Time	Sector 1	Sector 2	Sector 3	Kph	Elapsed
13	1:45.400	32.416	33.813	39.171	158.9	30:45.137	4	1:46.769	32.934	34.418	39.417	156.9	8:01.239
17	Victor BERNIER FRA						5	<u>1:48.388</u>	<u>32.946</u>	34.257	41.185	154.5	9:49.627
	Martinet by AlmÉRas Porsche 911 GT3 Cup						6	1:46.696	32.848	34.197	39.651	157.0	11:36.323
1	2:24.339	59.573	39.792	44.974	109.3	2:24.339	7	1:46.723	32.837	34.275	39.611	157.0	13:23.046
2	1:58.255	39.526	35.987	42.742	141.6	4:22.594	8	1:55.182 B	33.133	34.969	47.080	145.4	15:18.228
3	1:53.052	33.928	35.980	43.144	148.2	6:15.646	9	6:31.499	5:13.515	37.144	40.840	42.8	21:49.727
4	1:46.573	32.838	34.542	39.193	157.2	8:02.219	10	1:51.722	36.144	36.010	39.568	149.9	23:41.449
5	1:46.698	32.737	34.209	39.752	157.0	9:48.917	11	1:48.883	33.625	35.216	40.042	153.8	25:30.332
6	<u>1:46.766</u>	<u>32.671</u>	34.099	39.996	156.9	11:35.683	12	<u>1:46.189</u>	<u>32.754</u>	34.127	39.308	157.7	27:16.521
7	1:46.581	32.702	34.174	39.705	157.2	13:22.264	13	1:45.813	32.641	34.057	39.115	158.3	29:02.334
8	1:55.398 B	33.467	34.882	47.049	145.2	15:17.662	14	1:47.654	32.655	33.967	41.032	155.6	30:49.988
9	6:35.663	5:16.241	38.370	41.052	42.3	21:53.325							
10	1:51.714	35.814	35.980	39.920	149.9	23:45.039							
11	1:47.659	33.441	34.706	39.512	155.6	25:32.698							
12	1:45.952	32.715	34.039	39.198	158.1	27:18.650							
13	1:45.545	32.510	33.883	39.152	158.7	29:04.195							
14	1:58.852 B	32.708	34.973	51.171	140.9	31:03.047							
21	Marc GUILLOT FRA												
	ABM Porsche 911 GT3 Cup												
1	2:28.098	1:02.633	41.891	43.574	106.6	2:28.098							
2	1:57.553	37.965	36.636	42.952	142.5	4:25.651							
3	1:52.382	33.872	35.710	42.800	149.1	6:18.033							
4	<u>1:47.508</u>	<u>33.108</u>	34.575	<u>39.825</u>	155.8	8:05.541							
5	1:46.834	32.822	34.216	39.796	156.8	9:52.375							
6	1:47.017	32.841	34.343	39.833	156.5	11:39.392							
7	1:47.055	33.027	34.289	39.739	156.5	13:26.447							
8	1:56.045 B	32.928	34.340	48.777	144.3	15:22.492							
9	8:51.941	7:27.306	41.974	42.661	31.5	24:14.433							
10	1:59.165	37.601	38.590	42.974	140.6	26:13.598							
11	1:46.331	32.942	33.952	39.437	157.5	27:59.929							
12	1:46.275	32.876	33.973	39.426	157.6	29:46.204							
13	2:12.440 B	37.580	42.262	52.598	126.5	31:58.644							
27	Marlon HERNANDEZ FRA												
	Martinet/Forestier Racing Porsche 911 GT3 Cup												
1	2:25.899	1:01.753	40.448	43.698	108.2	2:25.899							
2	1:58.231	39.067	35.760	43.404	141.7	4:24.130							
3	1:52.773	33.231	36.271	43.271	148.5	6:16.903							
4	1:47.366	33.102	34.513	39.751	156.0	8:04.269							
5	1:46.481	32.788	34.192	39.501	157.3	9:50.750							
6	1:46.557	32.915	34.017	39.625	157.2	11:37.307							
7	1:46.913	33.022	34.119	39.772	156.7	13:24.220							
8	1:54.963 B	33.173	34.578	47.212	145.7	15:19.183							
9	6:34.639	5:15.716	38.142	40.781	42.4	21:53.822							
10	1:52.517	35.848	36.018	40.651	148.9	23:46.339							
11	1:47.416	32.775	34.637	40.004	155.9	25:33.755							
12	1:46.210	32.788	34.104	39.318	157.7	27:19.965							
13	1:45.661	32.613	33.869	39.179	158.5	29:05.626							
14	<u>1:58.322 B</u>	<u>32.835</u>	34.281	51.206	141.6	31:03.948							
33	Paul CAUHAUPE FRA												
	CLRT Schumacher Porsche 911 GT3 Cup												
1	2:22.235	56.420	40.282	45.533	111.0	2:22.235							
2	1:58.442	38.596	36.803	43.043	141.4	4:20.677							
3	1:52.988	34.737	35.376	42.875	148.3	6:13.665							
4	1:45.971	32.696	34.063	39.212	158.1	7:59.636							
5	1:45.690	32.549	33.885	39.256	158.5	9:45.326							
6	1:45.611	32.380	33.877	39.354	158.6	11:30.937							
7	1:54.039 B	32.489	34.005	47.545	146.9	13:24.976							
8	7:51.310	6:29.911	39.668	41.731	35.5	21:16.286							
9	1:58.604	40.150	36.333	42.121	141.2	23:14.890							
10	2:01.173	36.994	35.753	48.426	138.2	25:16.063							
11	1:45.231	32.500	33.670	39.061	159.2	27:01.294							
12	1:45.075	32.427	33.769	38.879	159.4	28:46.369							
13	1:54.582 B	32.380	33.748	48.454	146.2	30:40.951							
44	Cyril CAILLO FRA												
	Racing Technology Porsche 911 GT3 Cup												
1	2:47.964	1:15.849	44.956	47.159	94.0	2:47.964							
2	2:04.383	42.668	38.485	43.230	134.7	4:52.347							
3	1:51.135	34.641	35.778	40.716	150.7	6:43.482							
4	<u>1:54.285</u>	<u>36.207</u>	36.832	41.246	146.6	8:37.767							
5	1:49.378	33.760	35.048	40.570	153.1	10:27.145							
6	1:48.086	33.412	34.854	39.820	155.0	12:15.231							
7	1:47.898	33.176	34.866	39.856	155.2	14:03.129							
8	<u>2:01.341 B</u>	<u>33.169</u>	36.311	51.861	138.0	16:04.470							
9	4:55.194	3:28.789	41.970	44.435	56.7	20:59.664							
10	1:57.729	39.957	36.926	40.846	142.3	22:57.393							
11	1:50.099	34.546	35.667	39.886	152.1	24:47.492							
12	1:47.020	33.090	34.326	39.604	156.5	26:34.512							
13	1:46.878	32.783	34.298	39.797	156.7	28:21.390							
14	1:51.376	33.664	35.796	41.916	150.4	30:12.766							
47	Alexander REIMANN EST												
	EST Porsche 911 GT3 Cup												
1	3:19.214	1:49.647	45.117	44.450	79.2	3:19.214							
2	1:51.734	35.908	35.649	40.177	149.9	5:10.948							
3	1:47.243	33.074	34.613	39.556	156.2	6:58.191							
4	1:50.892	34.822	36.032	40.038	151.1	8:49.083							
5	1:49.642	32.898	36.549	40.195	152.8	10:38.725							
6	1:47.510	32.961	34.432	40.117	155.8	12:26.235							
7	<u>1:55.480 B</u>	<u>33.204</u>	35.011	47.265	145.1	14:21.715							
8	5:23.192	3:53.907	43.859	45.426	51.8	19:44.907							
9	1:59.320	38.569	39.385	41.366	140.4	21:44.227							
10	1:52.377	35.571	36.045	40.761	149.1	23:36.604							

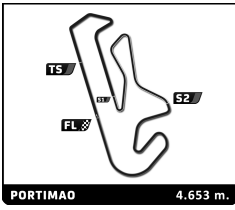


Porsche Carrera Cup France 4 Hours of Portimao Qualifying Practice

Sector Analysis

— Invalidated Lap ■ Personal Best ■ Session Best B Crossing the pit lane

Lap	Time	Sector 1	Sector 2	Sector 3	Kph	Elapsed	Lap	Time	Sector 1	Sector 2	Sector 3	Kph	Elapsed
11	1:46.833	32.968	34.365	39.500	156.8	25:23.437	6	1:46.756	32.486	34.833	39.437	156.9	11:26.718
12	1:46.836	32.850	34.366	39.620	156.8	27:10.273	7	1:45.917	32.459	33.989	39.469	158.2	13:12.635
13	1:46.286	32.655	34.187	39.444	157.6	28:56.559	8	1:55.152 B	33.625	34.793	46.734	145.5	15:07.787
14	1:57.748 B	34.091	37.149	46.508	142.3	30:54.307	9	6:53.872	5:33.556	38.263	42.053	40.5	22:01.659
66 Sébastien POISSON FRA							81 Eric DEBARD FRA						
ABM Porsche 911 GT3 Cup							Debard Automobiles by Racetivity Porsche 911 GT3 Cup						
1	2:48.069	1:17.236	44.642	46.191	93.9	2:48.069	1	3:12.035	1:28.920	48.870	54.245	82.2	3:12.035
2	1:53.740	34.906	36.304	42.530	147.3	4:41.809	2	2:00.450	40.085	37.026	43.339	139.1	5:12.485
3	<u>1:50.035</u>	<u>34.243</u>	35.275	40.517	152.2	6:31.844	3	1:49.414	34.016	34.946	40.452	153.1	7:01.899
4	1:49.113	33.930	34.838	40.345	153.5	8:20.957	4	1:50.985	33.729	36.010	41.246	150.9	8:52.884
5	1:47.748	33.338	34.428	39.982	155.5	10:08.705	5	1:48.873	33.451	34.830	40.592	153.9	10:41.757
6	1:48.601	33.045	34.412	41.144	154.2	11:57.306	6	2:05.690 B	35.478	38.449	51.763	133.3	12:47.447
7	1:56.990 B	33.384	34.530	49.076	143.2	13:54.296	7	8:21.211	6:54.398	42.608	44.205	33.4	21:08.658
8	4:03.360	2:38.437	41.310	43.613	68.8	17:57.656	8	1:58.082	39.014	36.534	42.534	141.9	23:06.740
9	1:54.357	37.366	35.945	41.046	146.5	19:52.013	9	1:59.348	34.174	44.951	40.223	140.4	25:06.088
10	1:49.770	33.919	34.826	41.025	152.6	21:41.783	10	1:48.366	33.420	34.926	40.020	154.6	26:54.454
67 Jordan BOISSON FRA							88 Jean-Philippe GAMBARO FRA						
TFT Racing Porsche 911 GT3 Cup							Schumacher CLRT Porsche 911 GT3 Cup						
1	2:54.325	1:23.188	45.800	45.337	90.5	2:54.325	1	3:09.735	1:26.120	50.739	52.876	83.2	3:09.735
2	2:02.173	39.678	38.280	44.215	137.1	4:56.498	2	1:56.697	38.779	36.935	40.983	143.5	5:06.432
3	1:48.664	33.815	34.778	40.071	154.2	6:45.162	3	1:48.713	33.927	34.774	40.012	154.1	6:55.145
4	1:50.536	33.948	36.040	40.548	151.5	8:35.698	4	1:50.252	34.776	35.063	40.413	151.9	8:45.397
5	1:49.397	34.222	35.064	40.111	153.1	10:25.095	5	1:48.598	33.440	34.765	40.393	154.2	10:33.995
6	1:48.331	33.703	34.601	40.027	154.6	12:13.426	6	1:48.281	33.481	34.680	40.120	154.7	12:22.276
7	1:48.616	33.893	34.477	40.246	154.2	14:02.042	7	1:48.492	33.518	34.626	40.348	154.4	14:10.768
8	<u>2:03.469 B</u>	<u>34.886</u>	36.854	51.729	135.7	16:05.511	8	1:58.196 B	33.668	35.178	49.350	141.7	16:08.964
9	5:00.923	3:31.797	42.132	46.994	55.7	21:06.434	9	5:30.171	4:02.420	43.312	44.439	50.7	21:39.135
10	1:59.019	40.029	36.792	42.198	140.7	23:05.453	10	1:57.384	38.415	37.802	41.167	142.7	23:36.519
11	1:48.238	33.618	34.822	39.798	154.8	24:53.691	11	1:49.006	33.940	34.777	40.289	153.7	25:25.525
12	1:47.162	32.972	34.369	39.821	156.3	26:40.853	12	1:47.983	33.381	34.605	39.997	155.1	27:13.508
13	1:47.899	33.105	34.542	40.252	155.2	28:28.752	13	1:47.660	33.072	34.777	39.811	155.6	29:01.168
14	1:47.216	33.020	34.475	39.721	156.2	30:15.968	14	2:08.777 B	32.886	34.726	1:01.165	130.1	31:09.945
74 Florian LATORRE FRA							99 Marcus AMAND FRA						
ABM Porsche 911 GT3 Cup							Schumacher CLRT Porsche 911 GT3 Cup						
1	3:36.898	2:17.709	38.101	41.088	72.8	3:36.898	1	2:20.134	53.575	41.099	45.460	112.6	2:20.134
2	1:57.510	38.892	34.674	43.944	142.5	5:34.408	2	1:58.066	37.661	37.644	42.761	141.9	4:18.200
3	1:46.008	32.658	33.810	39.540	158.0	7:20.416	3	1:52.225	35.288	35.622	41.315	149.3	6:10.425
4	1:47.119	33.166	34.367	39.586	156.4	9:07.535	4	1:45.685	32.599	34.126	38.960	158.5	7:56.110
5	<u>1:49.747</u>	<u>32.625</u>	34.204	42.918	152.6	10:57.282	5	1:45.581	32.481	34.073	39.027	158.7	9:41.691
6	1:58.016 B	32.679	33.827	51.510	141.9	12:55.298	6	1:50.539	32.434	34.535	43.570	151.5	11:32.230
7	9:14.277	7:50.652	42.526	41.099	30.2	22:09.575	7	1:45.636	32.361	33.969	39.306	158.6	13:17.866
8	1:55.041	39.173	35.999	39.869	145.6	24:04.616	8	1:57.562 B	32.962	34.943	49.657	142.5	15:15.428
9	1:50.575	34.685	36.130	39.760	151.5	25:55.191	9	6:48.579	5:27.742	38.681	42.156	41.0	22:04.007
10	1:45.830	32.472	33.916	39.442	158.3	27:41.021	10	1:56.584	38.953	37.457	40.174	143.7	24:00.591
11	1:45.688	32.422	34.115	39.151	158.5	29:26.709	11	1:48.751	35.257	34.528	38.966	154.0	25:49.342
12	1:45.348	32.346	33.992	39.010	159.0	31:12.057	12	<u>1:45.076</u>	<u>32.355</u>	33.830	38.891	159.4	27:34.418
77 Louis PERROT FRA							13 1:44.674 32.182 33.724 38.768 160.0 29:19.092						
CLRT Schumacher Porsche 911 GT3 Cup													
1	2:18.098	51.101	41.885	45.112	114.3	2:18.098							
2	1:57.539	38.307	37.551	41.681	142.5	4:15.637							
3	1:51.241	35.118	35.661	40.462	150.6	6:06.878							
4	1:46.850	33.287	34.449	39.114	156.8	7:53.728							
5	1:46.234	32.746	34.134	39.354	157.7	9:39.962							



Porsche Carrera Cup France
4 Hours of Portimao
Qualifying Practice

Sector Analysis

— Invalidated Lap ■ Personal Best ■ Session Best B Crossing the pit lane

Lap	Time	Sector 1	Sector 2	Sector 3	Kph	Elapsed	Lap	Time	Sector 1	Sector 2	Sector 3	Kph	Elapsed
14	1:45.164	32.269	33.892	39.003	159.3	31:04.256							