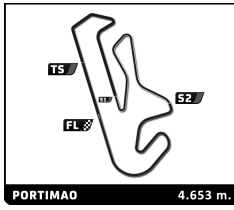


### Porsche Carrera Cup France 4 Hours of Portimao Race 1

#### Sector Analysis

— Invalidated Lap    ■ Personal Best    ■ Session Best    B Crossing the pit lane

Lap	Time	Sector 1	Sector 2	Sector 3	Kph	Elapsed	Lap	Time	Sector 1	Sector 2	Sector 3	Kph	Elapsed	
<b>2</b>	<b>Benjamin PAQUE</b> BEL							17	1:47.711	33.089	34.863	39.759	155.5	30:31.655
	TFT Racing Porsche 911 GT3 Cup							<b>9</b>	<b>Sylvain NOEL</b> FRA					
									Racing Technology Porsche 911 GT3 Cup					
1	1:50.417	35.671	35.095	39.651	142.9	1:50.417	1	1:54.271	38.749	35.463	40.059	138.1	1:54.271	
2	<b>1:45.955</b>	32.580	34.142	39.233	158.1	3:36.372	2	1:48.629	33.654	34.887	40.088	154.2	3:42.900	
3	1:45.964	<b>32.552</b>	34.246	<b>39.166</b>	158.1	5:22.336	3	1:48.447	33.360	<b>34.518</b>	40.569	154.5	5:31.347	
4	1:45.980	32.589	34.144	39.247	158.1	7:08.316	4	1:48.044	33.483	34.824	39.737	155.0	7:19.391	
5	1:46.130	32.645	34.147	39.338	157.8	8:54.446	5	1:47.766	33.322	34.822	<b>39.622</b>	155.4	9:07.157	
6	1:46.166	32.640	34.014	39.512	157.8	10:40.612	6	<b>1:47.572</b>	33.168	34.773	39.631	155.7	10:54.729	
7	1:45.991	32.627	<b>33.961</b>	39.403	158.0	12:26.603	7	1:48.693	<b>33.020</b>	34.664	41.009	154.1	12:43.422	
8	<b>1:46.119</b>	<b>32.515</b>	34.008	39.596	157.8	14:12.722	8	1:48.101	33.417	34.736	39.948	155.0	14:31.523	
9	1:48.073	33.072	35.170	39.831	155.0	16:00.795	9	1:48.184	33.094	35.388	39.702	154.8	16:19.707	
10	1:46.488	32.742	34.311	39.435	157.3	17:47.283	10	1:47.820	33.228	34.958	39.634	155.4	18:07.527	
11	1:46.795	32.602	34.039	40.154	156.9	19:34.078	11	1:48.645	33.173	35.522	39.950	154.2	19:56.172	
12	1:46.491	32.730	34.051	39.710	157.3	21:20.569	12	1:48.052	33.332	34.960	39.760	155.0	21:44.224	
13	1:46.461	32.606	34.385	39.470	157.3	23:07.030	13	1:48.140	33.312	35.032	39.796	154.9	23:32.364	
14	<b>1:46.630</b>	<b>32.636</b>	34.484	39.510	157.1	24:53.660	14	1:48.563	33.285	35.136	40.142	154.3	25:20.927	
15	1:46.584	32.684	34.297	39.603	157.2	26:40.244	15	1:48.846	33.416	35.157	40.273	153.9	27:09.773	
16	1:46.317	32.654	34.254	39.409	157.6	28:26.561	16	1:49.479	34.156	35.133	40.190	153.0	28:59.252	
17	1:46.344	32.609	34.271	39.464	157.5	30:12.905	17	1:47.816	33.173	34.875	39.768	155.4	30:47.068	
<b>5</b>	<b>Patrick CHARLAIX</b> CAN							<b>11</b>	<b>Alessandro GHIRETTI</b> FRA					
	TFT Racing Porsche 911 GT3 Cup								Schumacher CLRT Porsche 911 GT3 Cup					
1	2:00.840	42.227	36.955	<b>41.658</b>	130.6	2:00.840	1	1:47.491	33.960	34.457	39.074	146.8	1:47.491	
2	<b>1:53.365</b>	35.082	<b>36.262</b>	42.021	147.8	3:54.205	2	1:45.830	32.847	33.982	<b>39.001</b>	158.3	3:33.321	
3	1:55.361	35.511	37.320	42.530	145.2	5:49.566	3	<b>1:45.503</b>	32.553	33.943	39.007	158.8	5:18.824	
4	1:54.564	35.177	36.953	42.434	146.2	7:44.130	4	1:45.736	32.605	34.013	39.118	158.4	7:04.560	
5	1:53.547	35.023	36.642	41.882	147.5	9:37.677	5	1:45.585	<b>32.499</b>	33.949	39.137	158.6	8:50.145	
6	1:54.963	35.317	36.471	43.175	145.7	11:32.640	6	1:45.701	32.589	33.992	39.120	158.5	10:35.846	
7	1:54.955	36.172	36.579	42.204	145.7	13:27.595	7	1:45.793	32.628	<b>33.887</b>	39.278	158.3	12:21.639	
8	2:12.487	35.274	36.725	1:00.488	126.4	15:00.082	8	1:45.673	32.519	34.081	39.073	158.5	14:07.312	
9	2:03.938B	35.585	38.354	49.999	135.2	17:44.020	9	1:45.794	32.548	34.102	39.144	158.3	15:53.106	
10	2:38.038	1:14.058	37.614	46.366	106.0	20:22.058	10	1:45.869	32.554	34.242	39.073	158.2	17:38.975	
11	1:56.012	35.947	37.583	42.482	144.4	22:18.070	11	1:45.875	32.571	34.134	39.170	158.2	19:24.850	
12	1:54.783	<b>35.012</b>	36.985	42.786	145.9	24:12.853	12	1:45.889	32.664	34.139	39.086	158.2	21:10.739	
13	1:57.380	37.334	36.872	43.174	142.7	26:10.233	13	1:46.026	32.526	34.115	39.385	158.0	22:56.765	
14	1:55.864	35.428	37.119	43.317	144.6	28:06.097	14	1:46.155	32.751	34.178	39.226	157.8	24:42.920	
15	2:00.134	35.259	39.070	45.805	139.4	30:06.231	15	1:45.783	32.540	34.150	39.093	158.4	26:28.703	
<b>7</b>	<b>Jérôme BOULLERY</b> FRA							<b>14</b>	<b>Rodrigo DIAS ALMEIDA</b> MOZ					
	Racing Technology Porsche 911 GT3 Cup								Martinet by Alméras Porsche 911 GT3 Cup					
1	1:53.141	37.314	35.621	40.206	139.5	1:53.141	1	1:52.531	36.978	35.625	39.928	140.3	1:52.531	
2	1:47.571	33.085	34.823	39.663	155.7	3:40.712	2	<b>1:47.384</b>	<b>33.144</b>	<b>34.790</b>	<b>39.450</b>	156.0	3:39.915	
3	1:47.489	32.942	34.683	39.864	155.8	5:28.201			<b>Mathys JAUBERT</b> FRA					
4	1:48.378	33.347	35.277	39.754	154.6	7:16.579			Martinet by Alméras Porsche 911 GT3 Cup					
5	<b>1:46.735</b>	32.881	<b>34.416</b>	39.438	156.9	9:03.314	1	1:49.838	35.758	34.841	39.239	143.7	1:49.838	
6	1:47.290	32.842	34.546	39.902	156.1	10:50.604	2	1:46.047	32.722	34.205	<b>39.120</b>	158.0	3:35.885	
7	1:47.112	33.330	34.437	<b>39.345</b>	156.4	12:37.716	3	<b>1:46.015</b>	<b>32.655</b>	34.237	39.123	158.0	5:21.900	
8	1:47.143	32.903	34.475	39.765	156.3	14:24.859	4	<b>1:45.858</b>	32.632	<b>34.007</b>	39.219	158.2	7:07.758	
9	1:46.992	<b>32.747</b>	34.571	39.674	156.6	16:11.851	5	1:46.194	32.637	34.083	39.474	157.7	8:53.952	
10	1:47.434	33.187	34.553	39.694	155.9	17:59.285	6	1:45.962	<b>32.569</b>	34.079	39.314	158.1	10:39.914	
11	1:47.691	32.806	34.583	40.302	155.5	19:46.976	7	1:46.111	32.685	34.097	39.329	157.9	12:26.025	
12	1:47.590	33.145	34.635	39.810	155.7	21:34.566	8	1:46.309	32.679	34.096	39.534	157.6	14:12.334	
13	1:47.549	33.020	34.794	39.735	155.8	23:22.115								
14	1:46.870	33.031	34.492	39.347	156.7	25:08.985								
15	1:47.363	33.073	34.750	39.540	156.0	26:56.348								
16	1:47.596	33.031	34.615	39.950	155.7	28:43.944								



### Porsche Carrera Cup France 4 Hours of Portimao Race 1

### Sector Analysis

— Invalidated Lap    ■ Personal Best    ■ Session Best    B Crossing the pit lane

Lap	Time	Sector 1	Sector 2	Sector 3	Kph	Elapsed	Lap	Time	Sector 1	Sector 2	Sector 3	Kph	Elapsed
9	1:46.285	32.718	34.156	39.411	157.6	15:58.619	6	1:46.924	32.911	34.377	39.636	156.7	10:52.202
10	1:46.344	32.818	34.307	39.219	157.5	17:44.963	7	1:47.059	33.404	34.146	39.509	156.5	12:39.261
11	1:46.388	32.689	34.214	39.485	157.5	19:31.351	8	1:46.646	32.893	34.077	39.676	157.1	14:25.907
12	1:46.457	32.750	34.234	39.473	157.3	21:17.808	9	1:46.793	32.949	34.278	39.566	156.9	16:12.700
13	1:46.406	32.729	34.259	39.418	157.4	23:04.214	10	1:47.020	32.953	34.400	39.667	156.5	17:59.720
14	1:46.671	32.890	34.346	39.435	157.0	24:50.885	11	1:46.948	32.791	34.174	39.983	156.6	19:46.668
15	1:46.223	32.628	34.245	39.350	157.7	26:37.108	12	1:46.957	33.059	34.225	39.673	156.6	21:33.625
16	1:46.340	32.770	34.155	39.415	157.5	28:23.448	13	1:46.872	32.784	34.260	39.828	156.7	23:20.497
17	1:46.327	32.702	34.285	39.340	157.5	30:09.775	14	1:46.685	32.720	34.255	39.710	157.0	25:07.182

**17** **Victor BERNIER** FRA  
Martinet by Alméras Porsche 911 GT3 Cup

1	1:51.593	36.427	35.348	39.818	141.4	1:51.593
2	1:46.956	33.030	34.417	39.509	156.6	3:38.549
3	1:46.327	32.742	34.287	39.298	157.5	5:24.876
4	1:46.473	32.753	34.135	39.585	157.3	7:11.349
5	1:46.539	32.774	34.147	39.618	157.2	8:57.888
6	1:46.563	32.818	34.193	39.552	157.2	10:44.451
7	1:46.525	32.746	34.229	39.550	157.2	12:30.976
8	1:46.608	32.763	34.185	39.660	157.1	14:17.584
9	1:46.779	32.789	34.313	39.677	156.9	16:04.363
10	1:47.093	33.226	34.288	39.579	156.4	17:51.456
11	1:46.577	32.818	34.198	39.561	157.2	19:38.033
12	1:46.871	32.803	34.375	39.693	156.7	21:24.904
13	1:47.099	32.966	34.408	39.725	156.4	23:12.003
14	1:46.918	32.848	34.331	39.739	156.7	24:58.921
15	1:46.917	32.717	34.299	39.901	156.7	26:45.838
16	1:46.881	32.887	34.398	39.596	156.7	28:32.719
17	1:46.610	32.706	34.363	39.541	157.1	30:19.329

**21** **Marc GUILLOT** FRA  
ABM Porsche 911 GT3 Cup

1	1:54.087	37.347	36.094	40.646	138.3	1:54.087
2	1:48.128	33.572	34.776	39.780	154.9	3:42.215
3	1:47.331	33.097	34.576	39.658	156.1	5:29.546
4	1:47.835	32.873	35.032	39.930	155.3	7:17.381
5	1:48.180	33.137	35.019	40.024	154.8	9:05.561
6	1:47.378	33.173	34.569	39.636	156.0	10:52.939
7	1:48.036	33.159	34.993	39.884	155.0	12:40.975
8	1:48.077	33.675	34.576	39.826	155.0	14:29.052
9	1:47.461	33.207	34.321	39.933	155.9	16:16.513
10	1:47.455	32.898	34.646	39.911	155.9	18:03.968
11	1:47.444	32.933	34.697	39.814	155.9	19:51.412
12	1:47.841	33.109	34.721	40.011	155.3	21:39.253
13	1:47.384	33.125	34.456	39.803	156.0	23:26.637
14	1:47.224	32.951	34.479	39.794	156.2	25:13.861
15	1:47.085	32.860	34.413	39.812	156.4	27:00.946
16	1:47.833	33.122	34.751	39.960	155.3	28:48.779
17	1:47.302	32.913	34.289	40.100	156.1	30:36.081

**27** **Marlon HERNANDEZ** FRA  
Martinet/Forestier Racing Porsche 911 GT3 Cup

1	1:55.759	39.714	36.096	39.949	136.3	1:55.759
2	1:47.779	33.054	34.796	39.929	155.4	3:43.538
3	1:47.098	33.040	34.449	39.609	156.4	5:30.636
4	1:47.000	32.802	34.523	39.675	156.5	7:17.636
5	1:47.642	33.136	34.726	39.780	155.6	9:05.278

**29** **Louis ROUSSET** FRA  
Martinet/Forestier Racing Porsche 911 GT3 Cup

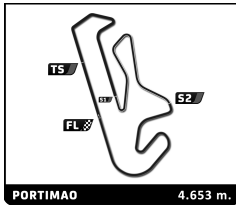
1	1:51.837	36.496	35.497	39.844	141.1	1:51.837
2	1:47.071	33.213	34.504	39.354	156.4	3:38.908
3	1:46.474	32.928	34.290	39.256	157.3	5:25.382
4	1:46.649	32.892	34.356	39.401	157.1	7:12.031
5	1:46.605	32.745	34.448	39.412	157.1	8:58.636
6	1:46.370	32.770	34.214	39.386	157.5	10:45.006
7	1:46.948	32.871	34.445	39.632	156.6	12:31.954
8	1:46.683	32.815	34.468	39.400	157.0	14:18.637
9	1:46.755	32.794	34.513	39.448	156.9	16:05.392
10	1:47.116	32.893	34.699	39.524	156.4	17:52.508
11	1:46.800	32.833	34.513	39.454	156.8	19:39.308
12	1:46.939	32.826	34.474	39.639	156.6	21:26.247
13	1:47.330	33.016	34.418	39.896	156.1	23:13.577
14	1:47.104	32.934	34.459	39.711	156.4	25:00.681
15	1:46.970	32.959	34.541	39.470	156.6	26:47.651
16	1:47.450	32.907	34.491	40.052	155.9	28:35.101
17	1:47.841	32.834	34.673	40.334	155.3	30:22.942

**33** **Paul CAUHAUPE** FRA  
CLRT Schumacher Porsche 911 GT3 Cup

1	1:50.860	36.051	35.207	39.602	142.4	1:50.860
2	1:46.401	32.880	34.287	39.234	157.4	3:37.261
3	1:45.798	32.651	34.043	39.104	158.3	5:23.059
4	1:45.943	32.663	34.077	39.203	158.1	7:09.002
5	1:45.992	32.527	34.169	39.296	158.0	8:54.994
6	1:45.972	32.611	34.164	39.197	158.1	10:40.966
7	1:45.995	32.661	34.071	39.263	158.0	12:26.961
8	1:46.143	32.626	34.069	39.448	157.8	14:13.104
9	1:47.269	32.872	34.803	39.594	156.2	16:00.373
10	1:46.016	32.781	34.087	39.148	158.0	17:46.389
11	1:46.192	32.625	34.165	39.402	157.7	19:32.581
12	1:46.744	32.582	34.332	39.830	156.9	21:19.325
13	1:46.196	32.660	34.117	39.419	157.7	23:05.521
14	1:46.415	32.692	34.138	39.585	157.4	24:51.936
15	1:46.424	32.836	34.106	39.482	157.4	26:38.360
16	1:46.329	32.689	34.229	39.411	157.5	28:24.689
17	1:46.442	32.665	34.154	39.623	157.4	30:11.131

**44** **Cyril CAILLO** FRA  
Racing Technology Porsche 911 GT3 Cup

1	1:54.978	38.611	36.196	40.171	137.3	1:54.978
2	1:48.939	33.565	34.863	40.511	153.8	3:43.917



### Porsche Carrera Cup France 4 Hours of Portimao Race 1

#### Sector Analysis

— Invalidated Lap    ■ Personal Best    ■ Session Best    B Crossing the pit lane

Lap	Time	Sector 1	Sector 2	Sector 3	Kph	Elapsed
3	<u>1:48.895</u>	<u>33.472</u>	35.281	40.142	153.8	5:32.812
4	1:48.938	33.610	35.117	40.211	153.8	7:21.750
5	<b>1:47.557</b>	33.185	<b>34.696</b>	<b>39.676</b>	155.7	9:09.307
6	1:48.199	33.182	34.997	40.020	154.8	10:57.506
7	1:47.643	<b>33.104</b>	34.834	39.705	155.6	12:45.149
8	1:48.377	33.251	35.127	39.999	154.6	14:33.526
9	1:48.081	33.285	34.961	39.835	155.0	16:21.607
10	1:48.923	33.343	35.439	40.141	153.8	18:10.530
11	1:48.585	33.284	35.376	39.925	154.3	19:59.115
12	1:48.396	33.361	35.118	39.917	154.5	21:47.511
13	1:48.862	33.496	35.296	40.070	153.9	23:36.373
14	1:49.504	33.571	35.518	40.415	153.0	25:25.877
15	1:49.441	33.726	35.278	40.437	153.1	27:15.318
16	1:49.188	33.622	35.561	40.005	153.4	29:04.506
17	1:49.321	33.662	35.363	40.296	153.2	30:53.827

47 Alexander REIMANN		EST				
EST1		Porsche 911 GT3 Cup				
1	1:53.632	37.467	35.804	40.361	138.9	1:53.632
2	1:47.701	33.154	34.798	39.749	155.5	3:41.333
3	<u>1:47.232</u>	<u>33.054</u>	34.519	39.659	156.2	5:28.565
4	<u>1:48.488</u>	<u>33.252</u>	35.195	40.041	154.4	7:17.053
5	1:47.658	33.015	34.867	39.776	155.6	9:04.711
6	1:47.262	32.988	34.536	39.738	156.2	10:51.973
7	1:48.370	33.966	34.572	39.832	154.6	12:40.343
8	1:47.154	<b>32.779</b>	34.586	39.789	156.3	14:27.497
9	1:47.505	33.056	<b>34.491</b>	39.958	155.8	16:15.002
10	<b>1:46.963</b>	32.989	34.492	<b>39.482</b>	156.6	18:01.965
11	<u>1:47.438</u>	<u>32.855</u>	34.585	39.998	155.9	19:49.403
12	1:47.194	33.036	34.510	39.648	156.3	21:36.597
13	1:47.829	33.321	34.642	39.866	155.3	23:24.426
14	<u>1:47.849</u>	<u>33.137</u>	34.627	40.085	155.3	25:12.275
15	1:47.896	32.998	34.780	40.118	155.2	27:00.171
16	1:56.880B	33.434	34.810	48.636	143.3	28:57.051

66 Sébastien POISSON		FRA				
ABM		Porsche 911 GT3 Cup				
1	1:55.957	38.837	36.288	40.832	136.1	1:55.957
2	1:48.917	33.867	34.714	40.336	153.8	3:44.874
3	1:48.714	33.130	35.291	40.293	154.1	5:33.588
4	1:48.593	33.556	35.171	<b>39.866</b>	154.3	7:22.181
5	1:48.098	33.138	35.057	39.903	155.0	9:10.279
6	<b>1:47.945</b>	<b>32.934</b>	34.773	40.238	155.2	10:58.224
7	<u>1:48.615</u>	<u>33.761</u>	34.866	39.988	154.2	12:46.839
8	<u>1:48.326</u>	<u>33.423</u>	34.829	40.074	154.6	14:35.165
9	1:55.456B	33.335	<b>34.348</b>	47.773	145.1	16:30.621

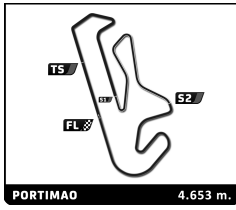
67 Jordan BOISSON		FRA				
TFT Racing		Porsche 911 GT3 Cup				
1	1:56.716	39.331	36.838	40.547	135.2	1:56.716
2	1:48.734	33.516	34.986	40.232	154.1	3:45.450
3	1:48.551	33.320	35.258	39.973	154.3	5:34.001
4	1:48.797	33.699	35.187	39.911	154.0	7:22.798
5	<b>1:48.036</b>	<b>33.285</b>	35.040	<b>39.711</b>	155.0	9:10.834
6	<u>2:01.701</u>	<u>33.206</u>	<b>34.673</b>	53.822	137.6	11:12.535
7	1:49.019	33.777	35.140	40.102	153.7	13:01.554
8	1:49.057	33.461	35.227	40.369	153.6	14:50.611

Lap	Time	Sector 1	Sector 2	Sector 3	Kph	Elapsed
9	<u>1:49.659</u>	<u>33.606</u>	35.546	40.507	152.8	16:40.270
10	1:49.744	33.686	35.363	40.695	152.6	18:30.014
11	1:50.439	34.130	35.462	40.847	151.7	20:20.453
12	1:49.629	33.993	35.034	40.602	152.8	22:10.082
13	1:49.877	33.947	35.373	40.557	152.5	23:59.959
14	1:49.988	34.036	35.138	40.814	152.3	25:49.947
15	1:50.892	33.913	35.948	41.031	151.1	27:40.839
16	1:50.344	33.854	35.628	40.862	151.8	29:31.183
17	1:49.838	33.767	35.218	40.853	152.5	31:21.021

74 Florian LATORRE		FRA				
ABM		Porsche 911 GT3 Cup				
1	1:52.155	36.325	35.920	39.910	140.7	1:52.155
2	<u>1:47.179</u>	<u>33.321</u>	34.475	39.383	156.3	3:39.334
3	1:46.689	<u>32.846</u>	<b>34.502</b>	<b>39.341</b>	157.0	5:26.023
4	<b>1:46.346</b>	<b>32.717</b>	34.227	39.402	157.5	7:12.369
5	1:46.752	32.975	<b>34.191</b>	39.586	156.9	8:59.121
6	1:46.561	32.813	34.218	39.530	157.2	10:45.682
7	1:46.641	32.847	34.194	39.600	157.1	12:32.323
8	1:46.700	32.909	34.298	39.493	157.0	14:19.023
9	1:46.669	32.811	34.333	39.525	157.0	16:05.692
10	1:47.233	32.949	34.439	39.845	156.2	17:52.925
11	1:46.801	32.852	34.417	39.532	156.8	19:39.726
12	1:46.880	32.837	34.472	39.571	156.7	21:26.606
13	1:47.359	32.982	34.410	39.967	156.0	23:13.965
14	1:46.950	33.021	34.254	39.675	156.6	25:00.915
15	1:47.138	33.041	34.489	39.608	156.3	26:48.053
16	1:47.387	32.871	34.322	40.194	156.0	28:35.440
17	<u>1:47.740</u>	<u>32.827</u>	34.522	40.391	155.5	30:23.180

77 Louis PERROT		FRA				
CLRT Schumacher		Porsche 911 GT3 Cup				
1	1:47.971	34.440	34.365	39.166	146.2	1:47.971
2	1:45.888	32.687	34.104	39.097	158.2	3:33.859
3	1:45.639	32.539	34.019	39.081	158.6	5:19.498
4	<u>1:45.639</u>	<u>32.538</u>	<u>33.936</u>	39.165	158.6	7:05.137
5	<b>1:45.616</b>	32.583	<b>33.899</b>	39.134	158.6	8:50.753
6	1:45.739	<b>32.467</b>	33.995	39.277	158.4	10:36.492
7	1:45.767	32.594	34.052	39.121	158.4	12:22.259
8	1:45.765	32.533	34.122	39.110	158.4	14:08.024
9	1:45.681	32.481	34.023	39.177	158.5	15:53.705
10	1:46.324	32.628	34.500	39.196	157.5	17:40.029
11	1:45.992	32.702	34.138	39.152	158.0	19:26.021
12	1:45.651	32.514	34.078	<b>39.059</b>	158.5	21:11.672
13	1:46.175	32.749	34.208	<b>39.218</b>	157.8	22:57.847
14	1:45.862	32.604	34.170	39.088	158.2	24:43.709
15	1:45.795	32.586	34.096	39.113	158.3	26:29.504
16	1:46.081	32.610	34.200	39.271	157.9	28:15.585
17	1:45.987	32.539	34.164	39.284	158.0	30:01.572

81 Eric DEBARD		FRA				
Debard Automobiles by Racetivity		Porsche 911 GT3 Cup				
1	1:57.342	40.525	36.068	40.749	134.5	1:57.342
2	1:49.134	33.746	34.925	40.463	153.5	3:46.476
3	<u>1:48.499</u>	<u>33.401</u>	34.866	40.232	154.4	5:34.975
4	1:48.680	33.356	35.103	40.221	154.1	7:23.655
5	<b>1:48.388</b>	33.478	34.772	<b>40.138</b>	154.5	9:12.043



### Porsche Carrera Cup France 4 Hours of Portimao Race 1

#### Sector Analysis

— Invalidated Lap    ■ Personal Best    ■ Session Best    B Crossing the pit lane

Lap	Time	Sector 1	Sector 2	Sector 3	Kph	Elapsed	Lap	Time	Sector 1	Sector 2	Sector 3	Kph	Elapsed
6	1:48.634	33.306	<b>34.746</b>	40.582	154.2	11:00.677							
7	1:49.710	<b>33.288</b>	36.117	40.305	152.7	12:50.387							
8	1:49.152	33.530	35.055	40.567	153.5	14:39.539							
9	<u>1:49.201</u>	<u>33.318</u>	35.159	<u>40.724</u>	153.4	16:28.740							
10	1:50.281	33.745	35.507	41.029	151.9	18:19.021							
11	1:50.450	33.935	35.693	40.822	151.7	20:09.471							
12	1:49.694	33.646	35.400	40.648	152.7	21:59.165							
13	<u>1:49.509</u>	<u>33.513</u>	35.147	40.849	153.0	23:48.674							
14	1:50.642	34.081	35.486	41.075	151.4	25:39.316							
15	1:50.096	33.973	35.163	40.960	152.1	27:29.412							
16	1:51.423	34.182	35.726	41.515	150.3	29:20.835							
17	1:50.269	33.995	35.389	40.885	151.9	31:11.104							

**88** **Jean-Philippe GAMBARO** FRA  
Schumacher CLRT Porsche 911 GT3 Cup

1	2:28.455	1:11.996	35.979	40.480	106.3	2:28.455
2	1:49.240	33.735	35.230	40.275	153.3	4:17.695
3	1:49.204	33.893	35.212	<b>40.099</b>	153.4	6:06.899
4	<b>1:48.416</b>	33.494	34.755	40.167	154.5	7:55.315
5	1:48.693	33.681	34.699	40.313	154.1	9:44.008
6	1:49.087	33.519	<b>34.575</b>	40.993	153.6	11:33.095
7	1:48.738	33.726	34.910	40.102	154.0	13:21.833
8	1:48.489	33.341	34.660	40.488	154.4	15:10.322
9	1:48.872	33.384	34.801	40.687	153.9	16:59.194
10	1:48.425	<b>33.329</b>	34.995	40.101	154.5	18:47.619
11	1:49.042	33.555	34.887	40.600	153.6	20:36.661
12	<u>1:48.680</u>	<u>33.433</u>	35.040	40.207	154.1	22:25.341
13	1:48.744	33.619	34.758	40.367	154.0	24:14.085
14	<u>1:49.368</u>	33.923	35.126	<u>40.319</u>	153.2	26:03.453
15	1:48.730	33.523	35.035	40.172	154.1	27:52.183
16	1:48.771	33.489	34.792	40.490	154.0	29:40.954
17	1:48.914	33.692	34.749	40.473	153.8	31:29.868

**99** **Marcus AMAND** FRA  
Schumacher CLRT Porsche 911 GT3 Cup

1	1:48.866	34.791	34.881	39.194	145.0	1:48.866
2	1:46.187	32.782	34.183	39.222	157.7	3:35.053
3	1:45.870	32.486	34.161	39.223	158.2	5:20.923
4	1:45.948	32.513	34.058	39.377	158.1	7:06.871
5	1:46.022	32.701	34.125	39.196	158.0	8:52.893
6	<b>1:45.707</b>	32.544	<b>34.020</b>	<b>39.143</b>	158.5	10:38.600
7	1:45.898	32.524	34.096	39.278	158.2	12:24.498
8	1:46.152	<b>32.395</b>	34.093	39.664	157.8	14:10.650
9	1:46.027	32.549	34.240	39.238	158.0	15:56.677
10	1:46.419	32.768	34.278	39.373	157.4	17:43.096
11	1:46.645	32.884	34.256	39.505	157.1	19:29.741
12	1:46.512	32.705	34.361	39.446	157.3	21:16.253
13	1:46.362	32.652	34.219	39.491	157.5	23:02.615
14	1:46.659	32.637	34.465	39.557	157.1	24:49.274
15	1:46.693	32.686	34.394	39.613	157.0	26:35.967
16	1:46.542	32.691	34.307	39.544	157.2	28:22.509
17	1:46.190	32.668	34.129	39.393	157.7	30:08.699