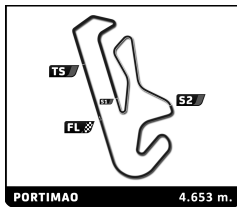


### Porsche Carrera Cup France 4 Hours of Portimao Race 2

#### Sector Analysis

Lap	Time	Sector 1	Sector 2	Sector 3	Kph	Elapsed	Lap	Time	Sector 1	Sector 2	Sector 3	Kph	Elapsed	
<b>2</b>	<b>Benjamin PAQUE</b> BEL							17	1:48.400	33.071	34.498	40.831	154.5	30:30.222
	TFT Racing Porsche 911 GT3 Cup							<b>9</b>	<b>Sylvain NOEL</b> FRA					
1	1:52.421	36.679	35.629	40.113	140.4	1:52.421		1	1:55.368	38.983	35.970	40.415	136.8	1:55.368
2	1:46.771	33.189	34.379	39.203	156.9	3:39.192		2	1:48.574	33.676	34.864	40.034	154.3	3:43.942
3	1:46.337	32.631	34.302	39.404	157.5	5:25.529		3	1:47.747	33.385	34.761	39.601	155.5	5:31.689
4	1:46.507	32.638	34.101	39.768	157.3	7:12.036		4	1:48.666	33.501	35.129	40.036	154.1	7:20.355
5	1:46.599	32.685	34.217	39.697	157.1	8:58.635		5	1:47.922	33.252	34.789	39.881	155.2	9:08.277
6	1:46.955	33.164	34.269	39.522	156.6	10:45.590		6	1:47.932	33.200	34.792	39.940	155.2	10:56.209
7	1:46.426	32.708	34.185	39.533	157.4	12:32.016		7	1:48.131	33.076	34.873	40.182	154.9	12:44.340
8	1:46.586	32.796	34.099	39.691	157.2	14:18.602		8	1:47.702	33.246	34.784	39.672	155.5	14:32.042
9	1:47.156	33.288	34.479	39.389	156.3	16:05.758		9	1:47.684	33.134	34.876	39.674	155.6	16:19.726
10	1:46.392	32.753	33.972	39.667	157.4	17:52.150		10	1:47.801	33.160	34.847	39.794	155.4	18:07.527
11	1:46.037	32.533	34.190	39.314	158.0	19:38.187		11	1:47.868	33.248	34.878	39.742	155.3	19:55.395
12	1:46.068	32.553	34.137	39.378	157.9	21:24.255		12	1:47.984	33.356	34.928	39.700	155.1	21:43.379
13	1:46.026	32.640	34.175	39.211	158.0	23:10.281		13	1:47.339	32.915	34.713	39.711	156.1	23:30.718
14	1:46.083	32.554	34.166	39.363	157.9	24:56.364		14	1:47.725	33.114	34.757	39.854	155.5	25:18.443
15	1:46.262	32.730	34.210	39.322	157.6	26:42.626		15	1:47.673	33.096	34.782	39.795	155.6	27:06.116
16	1:46.010	32.732	34.108	39.170	158.0	28:28.636		16	1:47.613	33.233	34.700	39.680	155.7	28:53.729
17	1:46.157	32.570	34.076	39.511	157.8	30:14.793		17	1:48.197	33.187	34.745	40.265	154.8	30:41.926
<b>5</b>	<b>Patrick CHARLAIX</b> CAN							<b>11</b>	<b>Alessandro GHIRETTI</b> FRA					
	TFT Racing Porsche 911 GT3 Cup								Schumacher CLRT Porsche 911 GT3 Cup					
1	1:59.995	41.620	36.698	41.677	131.5	1:59.995		1	1:48.345	34.378	34.516	39.451	145.7	1:48.345
2	1:54.336	35.143	37.539	41.654	146.5	3:54.331		2	1:46.051	32.838	34.036	39.177	158.0	3:34.396
3	1:54.493	35.473	36.861	42.159	146.3	5:48.824		3	1:46.284	32.806	34.219	39.259	157.6	5:20.680
4	1:55.063	35.528	37.447	42.088	145.6	7:43.887		4	1:46.025	32.670	34.131	39.224	158.0	7:06.705
5	1:54.403	35.367	36.547	42.489	146.4	9:38.290		5	1:46.200	32.768	34.135	39.297	157.7	8:52.905
6	1:54.760	35.163	36.984	42.613	146.0	11:33.050		6	1:45.911	32.583	34.112	39.216	158.2	10:38.816
7	1:54.958	34.933	37.498	42.527	145.7	13:28.008		7	1:45.910	32.638	33.979	39.293	158.2	12:24.726
8	2:04.140B	34.812	36.608	52.720	134.9	15:23.148		8	1:46.125	32.756	34.116	39.253	157.8	14:10.851
9	3:01.200	1:39.693	38.289	43.218	92.4	18:33.348		9	1:45.989	32.834	33.990	39.165	158.0	15:56.840
10	1:57.110	37.167	36.561	43.382	143.0	20:30.458		10	1:45.652	32.432	34.039	39.181	158.5	17:42.492
11	1:55.485	35.266	37.055	43.164	145.0	22:25.943		11	1:45.786	32.599	33.935	39.252	158.3	19:28.278
12	1:57.294	35.352	37.760	44.182	142.8	24:23.237		12	1:45.884	32.692	33.952	39.240	158.2	21:14.162
13	2:04.283B	36.115	37.707	50.461	134.8	26:27.520		13	1:45.846	32.650	34.036	39.160	158.3	23:00.008
14	2:56.945	1:34.947	37.399	44.599	94.7	29:24.465		14	1:45.724	32.612	33.870	39.242	158.4	24:45.732
15	1:56.787	35.709	37.400	43.678	143.4	31:21.252		15	1:45.664	32.472	33.880	39.312	158.5	26:31.396
<b>7</b>	<b>Jérôme BOULLERY</b> FRA							<b>14</b>	<b>Rodrigo DIAS ALMEIDA</b> MOZ					
	Racing Technology Porsche 911 GT3 Cup								Martinet by Alméras Porsche 911 GT3 Cup					
1	1:54.014	38.211	35.566	40.237	138.4	1:54.014		1	1:54.346	38.005	36.256	40.085	138.0	1:54.346
2	1:48.028	33.216	35.321	39.491	155.1	3:42.042		2	1:48.418	33.338	35.265	39.815	154.5	3:42.764
3	1:47.090	32.995	34.677	39.418	156.4	5:29.132		3	1:47.313	32.995	34.720	39.598	156.1	5:30.077
4	1:47.294	33.191	34.655	39.448	156.1	7:16.426		4	1:46.810	32.966	34.342	39.502	156.8	7:16.887
5	1:47.088	32.941	34.518	39.629	156.4	9:03.514		5	1:47.005	32.954	34.439	39.612	156.5	9:03.892
6	1:47.146	33.110	34.550	39.486	156.3	10:50.660		6	1:47.287	33.292	34.411	39.584	156.1	10:51.179
7	1:46.898	32.737	34.654	39.507	156.7	12:37.558		7	1:47.291	33.162	34.565	39.564	156.1	12:38.470
8	1:46.946	32.865	34.686	39.395	156.6	14:24.504		8	1:46.932	33.001	34.450	39.481	156.6	14:25.402
9	1:47.223	32.902	34.690	39.631	156.2	16:11.727		9	1:47.018	32.954	34.548	39.516	156.5	16:12.420
10	1:47.160	32.796	34.679	39.685	156.3	17:58.887		10	1:47.085	32.870	34.572	39.643	156.4	17:59.505
11	1:46.622	32.949	34.383	39.290	157.1	19:45.509		11	1:46.879	32.858	34.577	39.444	156.7	19:46.384
12	1:46.725	32.777	34.587	39.361	157.0	21:32.234		12	1:47.047	32.901	34.480	39.666	156.5	21:33.431
13	1:47.060	32.835	34.156	40.069	156.5	23:19.294		13	1:46.890	32.880	34.355	39.655	156.7	23:20.321
14	1:47.819	33.355	34.583	39.881	155.4	25:07.113								
15	1:47.645	33.478	34.412	39.755	155.6	26:54.758								
16	1:47.064	33.100	34.365	39.599	156.5	28:41.822								

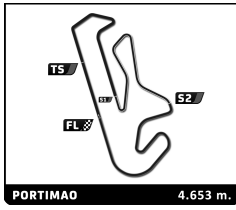


### Porsche Carrera Cup France 4 Hours of Portimao Race 2

#### Sector Analysis

— Invalidated Lap    ■ Personal Best    ■ Session Best    B Crossing the pit lane

Lap	Time	Sector 1	Sector 2	Sector 3	Kph	Elapsed	Lap	Time	Sector 1	Sector 2	Sector 3	Kph	Elapsed	
14	1:47.184	32.913	34.388	39.883	156.3	25:07.505	11	1:46.968	32.807	34.464	39.697	156.6	19:47.225	
15	1:47.715	33.350	34.382	39.983	155.5	26:55.220	12	1:47.042	32.898	34.478	39.666	156.5	21:34.267	
16	1:47.329	<b>32.856</b>	34.923	39.550	156.1	28:42.549	13	1:47.045	<b>32.930</b>	34.352	39.763	156.5	23:21.312	
17	1:47.309	<b>32.909</b>	34.484	39.916	156.1	30:29.858	14	1:47.423	33.034	34.577	39.812	155.9	25:08.735	
<b>16</b>	<b>Mathys JAUBERT</b>						FRA	15	1:47.497	33.073	34.488	39.936	155.8	26:56.232
	Martinet by Alm�ras						Porsche 911 GT3 Cup	16	1:47.255	32.897	34.713	39.645	156.2	28:43.487
1	1:49.780	35.274	34.897	39.609	143.8	1:49.780	17	1:47.320	33.111	34.488	39.721	156.1	30:30.807	
2	1:46.519	32.835	34.445	39.239	157.3	3:36.299	<b>27</b>	<b>Marlon HERNANDEZ</b>						FRA
3	1:46.111	32.635	34.205	39.271	157.9	5:22.410		Martinet/Forestier Racing						Porsche 911 GT3 Cup
4	1:46.300	<b>32.724</b>	34.163	39.413	157.6	7:08.710	1	1:52.759	36.785	35.759	40.215	140.0	1:52.759	
5	1:46.196	32.662	34.270	39.264	157.7	8:54.906	2	1:48.376	<b>33.793</b>	34.864	39.719	154.6	3:41.135	
6	1:46.183	32.654	34.332	<b>39.197</b>	157.8	10:41.089	3	1:47.018	32.799	34.458	39.761	156.5	5:28.153	
7	<b>1:45.908</b>	<b>32.521</b>	34.075	39.312	158.2	12:26.997	4	1:47.060	32.936	34.308	39.816	156.5	7:15.213	
8	1:46.246	32.698	34.139	39.409	157.7	14:13.243	5	1:46.674	32.775	34.203	39.696	157.0	9:01.887	
9	1:46.167	32.603	34.197	39.367	157.8	15:59.410	6	<b>1:46.648</b>	<b>32.766</b>	34.349	<b>39.533</b>	157.1	10:48.535	
10	1:46.377	32.770	34.288	39.319	157.5	17:45.787	7	1:46.878	32.813	34.385	39.680	156.7	12:35.413	
11	1:46.217	32.733	34.151	39.333	157.7	19:32.004	8	1:47.085	32.905	34.417	39.763	156.4	14:22.498	
12	1:46.142	32.615	34.121	39.406	157.8	21:18.146	9	1:47.026	32.881	34.380	39.765	156.5	16:09.524	
13	1:46.032	32.598	34.151	39.283	158.0	23:04.178	10	1:46.806	32.813	34.358	39.635	156.8	17:56.330	
14	1:46.229	32.762	34.059	39.408	157.7	24:50.407	11	1:47.107	32.979	34.396	39.732	156.4	19:43.437	
15	1:45.984	32.598	<b>34.040</b>	39.346	158.1	26:36.391	12	1:46.826	<b>32.778</b>	34.313	39.735	156.8	21:30.263	
16	1:46.212	32.610	34.080	39.522	157.7	28:22.603	13	1:47.319	32.964	34.440	39.915	156.1	23:17.582	
17	1:46.503	32.823	34.275	39.405	157.3	30:09.106	14	1:46.791	32.865	<b>34.197</b>	39.729	156.9	25:04.373	
<b>17</b>	<b>Victor BERNIER</b>						FRA	15	1:46.941	32.905	<b>34.307</b>	39.729	156.6	26:51.314
	Martinet by Alm�ras						Porsche 911 GT3 Cup	16	1:47.027	32.897	34.377	39.753	156.5	28:38.341
1	1:51.208	36.181	35.256	39.771	141.9	1:51.208	17	1:46.974	32.947	34.277	39.750	156.6	30:25.315	
2	1:46.384	32.758	34.341	39.285	157.5	3:37.592	<b>29</b>	<b>Louis ROUSSET</b>						FRA
3	1:46.608	<b>32.816</b>	34.359	39.433	157.1	5:24.200		Martinet/Forestier Racing						Porsche 911 GT3 Cup
4	1:47.065	32.817	34.410	39.838	156.5	7:11.265	1	1:52.927	37.271	35.670	39.986	139.8	1:52.927	
5	1:46.853	32.833	34.389	39.631	156.8	8:58.118	2	1:47.548	<b>33.611</b>	34.476	<b>39.461</b>	155.8	3:40.475	
6	1:46.452	<b>32.817</b>	34.323	39.312	157.4	10:44.570	3	1:46.743	32.786	34.383	39.574	156.9	5:27.218	
7	1:46.507	32.827	34.269	39.411	157.3	12:31.077	4	1:46.831	<b>32.907</b>	34.381	39.543	156.8	7:14.049	
8	1:47.389	32.843	34.406	40.140	156.0	14:18.466	5	1:46.831	32.781	<b>34.228</b>	39.822	156.8	9:00.880	
9	1:47.872	33.349	34.906	39.617	155.3	16:06.338	6	1:46.920	33.011	34.364	39.545	156.7	10:47.800	
10	1:46.690	32.862	34.436	39.392	157.0	17:53.028	7	1:47.144	33.064	34.385	39.695	156.3	12:34.944	
11	1:46.641	32.696	34.572	39.373	157.1	19:39.669	8	1:46.943	<b>32.890</b>	34.459	39.594	156.6	14:21.887	
12	1:46.323	<b>32.623</b>	34.433	39.267	157.5	21:25.992	9	1:46.914	32.794	34.464	39.656	156.7	16:08.801	
13	1:46.212	<b>32.665</b>	34.293	39.254	157.7	23:12.204	10	1:47.143	32.833	34.546	39.764	156.3	17:55.944	
14	1:46.235	32.709	34.254	39.272	157.7	24:58.439	11	1:46.827	32.841	34.330	39.656	156.8	19:42.771	
15	1:46.442	32.755	34.225	39.462	157.4	26:44.881	12	1:46.989	32.844	34.469	39.676	156.6	21:29.760	
16	<b>1:46.088</b>	32.727	<b>34.157</b>	<b>39.204</b>	157.9	28:30.969	13	1:47.138	32.858	34.706	39.574	156.3	23:16.898	
17	1:46.649	32.780	34.391	39.478	157.1	30:17.618	14	1:46.917	32.823	34.323	39.771	156.7	25:03.815	
<b>21</b>	<b>Marc GUILLOT</b>						FRA	15	1:47.054	32.925	34.315	39.814	156.5	26:50.869
	ABM						Porsche 911 GT3 Cup	16	1:46.815	32.768	34.418	39.629	156.8	28:37.684
1	1:53.431	37.049	36.187	40.195	139.1	1:53.431	17	<b>1:46.722</b>	<b>32.717</b>	34.446	39.559	157.0	30:24.406	
2	1:48.366	<b>33.486</b>	35.093	39.787	154.6	3:41.797	<b>33</b>	<b>Paul CAUHAUPE</b>						FRA
3	1:46.978	32.937	34.448	39.593	156.6	5:28.775		CLRT Schumacher						Porsche 911 GT3 Cup
4	1:47.233	33.133	34.528	<b>39.572</b>	156.2	7:16.008	1	1:51.567	<b>36.312</b>	35.485	39.770	141.5	1:51.567	
5	1:47.332	<b>32.958</b>	34.644	39.730	156.1	9:03.340	2	1:46.553	33.045	34.095	39.413	157.2	3:38.120	
6	1:48.806	34.433	34.573	39.800	154.0	10:52.146	3	1:46.336	32.673	34.207	39.456	157.5	5:24.456	
7	1:47.325	<b>32.957</b>	34.509	39.859	156.1	12:39.471	4	1:46.319	32.894	<b>33.966</b>	39.459	157.6	7:10.775	
8	1:46.908	32.795	<b>34.320</b>	39.793	156.7	14:26.379	5	1:45.900	32.614	34.071	39.215	158.2	8:56.675	
9	<b>1:46.860</b>	<b>32.752</b>	34.418	39.690	156.8	16:13.239	6	<b>1:45.682</b>	32.548	34.003	<b>39.131</b>	158.5	10:42.357	
10	1:47.018	32.901	34.383	39.734	156.5	18:00.257	7	1:45.860	32.542	34.122	39.196	158.2	12:28.217	



### Porsche Carrera Cup France 4 Hours of Portimao Race 2

### Sector Analysis

— Invalidated Lap    ■ Personal Best    ■ Session Best    B Crossing the pit lane

Lap	Time	Sector 1	Sector 2	Sector 3	Kph	Elapsed	Lap	Time	Sector 1	Sector 2	Sector 3	Kph	Elapsed
8	1:45.827	32.515	34.081	39.231	158.3	14:14.044	5	<u>1:48.374</u>	<u>33.668</u>	34.741	39.965	154.6	9:11.800
9	1:46.085	32.719	34.037	39.329	157.9	16:00.129	6	1:48.044	33.400	34.437	40.207	155.0	10:59.844
10	1:46.201	32.647	34.196	39.358	157.7	17:46.330	7	1:48.225	33.352	34.483	40.390	154.8	12:48.069
11	1:46.172	32.693	34.097	39.382	157.8	19:32.502	8	1:48.670	34.199	34.445	40.026	154.1	14:36.739
12	1:46.129	32.736	34.070	39.323	157.8	21:18.631	9	<b>1:47.272</b>	<b>32.992</b>	34.349	39.931	156.2	16:24.011
13	1:46.228	32.726	34.082	39.420	157.7	23:04.859	10	1:47.697	33.237	34.493	39.967	155.5	18:11.708
14	1:46.227	32.599	34.157	39.471	157.7	24:51.086	11	1:47.823	33.267	<b>34.309</b>	40.247	155.4	19:59.531
15	1:46.160	32.600	34.180	39.380	157.8	26:37.246	12	1:47.364	33.143	34.340	<b>39.881</b>	156.0	21:46.895
16	1:45.888	<b>32.505</b>	34.019	39.364	158.2	28:23.134	13	1:48.474	33.368	34.515	40.591	154.4	23:35.369
17	1:46.506	32.765	34.246	39.495	157.3	30:09.640	14	1:48.551	33.974	34.622	39.955	154.3	25:23.920

**44** Cyril CAILLO FRA  
Racing Technology Porsche 911 GT3 Cup

1	1:54.993	38.464	36.015	40.514	137.3	1:54.993
2	1:48.529	33.453	34.946	40.130	154.3	3:43.522
3	1:47.736	33.097	34.742	39.897	155.5	5:31.258
4	1:48.311	33.520	35.126	39.665	154.7	7:19.569
5	1:47.861	33.330	34.756	39.775	155.3	9:07.430
6	<u>1:47.679</u>	<u>33.325</u>	<b>34.475</b>	39.879	155.6	10:55.109
7	1:47.989	33.376	34.964	<b>39.649</b>	155.1	12:43.098
8	1:47.460	33.128	34.605	39.727	155.9	14:30.558
9	1:47.876	33.165	34.747	39.964	155.3	16:18.434
10	1:48.550	33.489	34.839	40.222	154.3	18:06.984
11	1:47.679	33.073	34.553	40.053	155.6	19:54.663
12	1:48.017	33.360	34.885	39.772	155.1	21:42.680
13	<b>1:47.287</b>	<b>33.028</b>	34.604	39.655	156.1	23:29.967
14	1:47.827	33.207	34.830	39.790	155.3	25:17.794
15	1:47.560	33.244	34.565	39.751	155.7	27:05.354
16	1:47.718	33.181	34.884	39.653	155.5	28:53.072
17	1:48.545	33.283	34.779	40.483	154.3	30:41.617

**47** Alexander REIMANN EST  
EST1 Porsche 911 GT3 Cup

1	1:53.616	37.585	35.817	40.214	138.9	1:53.616
2	1:48.852	<u>33.462</u>	35.526	39.864	153.9	3:42.468
3	<b>1:47.418</b>	<b>32.950</b>	34.725	39.743	155.9	5:29.886
4	1:49.306	34.559	34.910	39.837	153.2	7:19.192
5	<u>1:47.620</u>	<u>33.005</u>	34.962	39.653	155.6	9:06.812
6	<u>1:47.532</u>	<u>32.907</u>	34.946	39.679	155.8	10:54.344
7	<u>1:47.526</u>	<u>33.084</u>	34.592	39.850	155.8	12:41.870
8	1:47.802	32.990	34.922	39.890	155.4	14:29.672
9	<u>1:47.502</u>	<u>32.861</u>	34.812	39.829	155.8	16:17.174
10	1:54.325B	33.274	35.069	45.982	146.5	18:11.499
11	2:12.576	57.677	35.226	39.673	126.3	20:24.075
12	<u>1:48.609</u>	<u>33.229</u>	34.814	40.566	154.2	22:12.684
13	1:48.006	33.440	34.932	<b>39.634</b>	155.1	24:00.690
14	<u>1:48.137</u>	<u>32.974</u>	35.198	39.965	154.9	25:48.827
15	1:47.749	33.116	34.828	39.805	155.5	27:36.576
16	1:47.867	33.073	<b>34.547</b>	40.247	155.3	29:24.443
17	1:47.973	33.220	34.874	39.879	155.1	31:12.416

**66** Sébastien POISSON FRA  
ABM Porsche 911 GT3 Cup

1	<u>1:57.686</u>	<u>40.522</u>	36.369	40.795	134.1	1:57.686
2	1:49.039	34.057	34.901	40.081	153.6	3:46.725
3	1:48.271	33.583	34.606	40.082	154.7	5:34.996
4	1:48.430	33.449	34.878	40.103	154.5	7:23.426

**67** Jordan BOISSON FRA  
TFT Racing Porsche 911 GT3 Cup

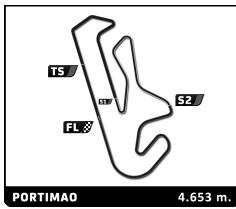
1	1:57.367	40.372	36.243	40.752	134.5	1:57.367
2	1:50.377	34.422	35.614	40.341	151.8	3:47.744
3	1:48.939	33.645	35.013	40.281	153.8	5:36.683
4	1:49.120	33.718	34.972	40.430	153.5	7:25.803
5	1:49.075	33.619	34.974	40.482	153.6	9:14.878
6	1:48.928	33.597	35.114	40.217	153.8	11:03.806
7	1:49.636	34.116	35.025	40.495	152.8	12:53.442
8	1:48.773	33.744	34.731	40.298	154.0	14:42.215
9	<b>1:48.739</b>	<u>33.710</u>	<u>34.790</u>	<u>40.239</u>	154.0	16:30.954
10	<u>1:48.049</u>	<u>33.172</u>	<b>34.718</b>	<b>40.159</b>	155.0	18:19.003
11	1:49.182	<b>33.483</b>	35.362	40.337	153.4	20:08.185
12	1:48.970	33.781	34.968	40.221	153.7	21:57.155
13	1:49.135	33.675	35.062	40.398	153.5	23:46.290
14	1:49.235	33.906	34.914	40.415	153.3	25:35.525
15	1:49.082	33.719	34.980	40.383	153.6	27:24.607
16	1:49.341	33.500	35.169	40.672	153.2	29:13.948
17	1:49.796	33.720	35.176	40.900	152.6	31:03.744

**74** Florian LATORRE FRA  
ABM Porsche 911 GT3 Cup

1	<u>1:52.084</u>	<u>36.375</u>	35.761	39.948	140.8	1:52.084
2	1:46.740	33.124	34.277	39.339	156.9	3:38.824
3	1:46.264	32.747	34.158	39.359	157.6	5:25.088
4	1:46.429	32.736	34.121	39.572	157.4	7:11.517
5	1:46.880	32.913	34.249	39.718	156.7	8:58.397
6	1:46.644	33.157	34.120	39.367	157.1	10:45.041
7	1:46.377	32.770	34.113	39.494	157.5	12:31.418
8	1:46.868	32.888	34.241	39.739	156.7	14:18.286
9	1:46.789	33.183	34.340	39.266	156.9	16:05.075
10	<b>1:45.659</b>	32.592	33.945	<b>39.122</b>	158.5	17:50.734
11	1:45.885	<b>32.540</b>	34.121	39.224	158.2	19:36.619
12	1:46.050	32.545	34.035	39.470	158.0	21:22.669
13	1:46.075	32.761	33.963	39.351	157.9	23:08.744
14	<u>1:46.139</u>	<u>32.627</u>	34.074	39.438	157.8	24:54.883
15	1:45.917	32.576	<b>33.888</b>	39.453	158.2	26:40.800
16	1:45.852	32.604	34.057	39.191	158.2	28:26.652
17	1:46.001	32.546	33.975	39.480	158.0	30:12.653

**77** Louis PERROT FRA  
CLRT Schumacher Porsche 911 GT3 Cup

1	1:49.199	35.047	34.764	39.388	144.5	1:49.199
---	----------	--------	--------	--------	-------	----------



### Porsche Carrera Cup France 4 Hours of Portimao Race 2

#### Sector Analysis

— Invalidated Lap    ■ Personal Best    ■ Session Best    B Crossing the pit lane

Lap	Time	Sector 1	Sector 2	Sector 3	Kph	Elapsed	Lap	Time	Sector 1	Sector 2	Sector 3	Kph	Elapsed	
							<b>99</b>	<b>Marcus AMAND</b>					FRA	
								Schumacher CLRT					Porsche 911 GT3 Cup	
1	1:48.682	34.760	34.705	39.217	145.2	1:48.682	1	1:48.682	34.760	34.705	39.217	145.2	1:48.682	
2	1:46.267	32.904	34.271	39.092	157.6	3:34.949	2	1:46.267	32.904	34.271	39.092	157.6	3:34.949	
3	1:46.597	32.542	34.660	39.395	157.1	5:21.546	3	1:46.597	32.542	34.660	39.395	157.1	5:21.546	
4	1:46.623	32.597	34.125	39.901	157.1	7:08.169	4	1:46.623	32.597	34.125	39.901	157.1	7:08.169	
5	1:45.709	32.522	34.148	39.039	158.5	8:53.878	5	1:45.709	32.522	34.148	39.039	158.5	8:53.878	
6	1:45.786	32.650	34.079	39.057	158.3	10:39.664	6	1:45.786	32.650	34.079	39.057	158.3	10:39.664	
7	1:46.010	32.685	34.190	39.135	158.0	12:25.674	7	1:46.010	32.685	34.190	39.135	158.0	12:25.674	
8	1:46.011	32.744	34.124	39.143	158.0	14:11.685	8	1:46.011	32.744	34.124	39.143	158.0	14:11.685	
9	1:46.977	32.628	34.245	40.104	156.6	15:58.662	9	1:46.977	32.628	34.245	40.104	156.6	15:58.662	
10	1:45.722	32.591	34.050	39.081	158.4	17:44.384	10	1:45.722	32.591	34.050	39.081	158.4	17:44.384	
11	1:45.784	32.492	34.084	39.208	158.3	19:30.168	11	1:45.784	32.492	34.084	39.208	158.3	19:30.168	
12	1:45.648	32.427	34.056	39.165	158.6	21:15.816	12	1:45.648	32.427	34.056	39.165	158.6	21:15.816	
13	1:45.827	32.449	34.195	39.183	158.3	23:01.643	13	1:45.827	32.449	34.195	39.183	158.3	23:01.643	
14	1:45.748	32.533	34.072	39.143	158.4	24:47.391	14	1:45.748	32.533	34.072	39.143	158.4	24:47.391	
15	1:45.905	32.433	34.207	39.265	158.2	26:33.296	15	1:45.905	32.433	34.207	39.265	158.2	26:33.296	
16	1:46.203	32.646	34.198	39.359	157.7	28:19.499	16	1:46.203	32.646	34.198	39.359	157.7	28:19.499	
17	1:45.741	32.562	34.017	39.162	158.4	30:05.240	17	1:45.741	32.562	34.017	39.162	158.4	30:05.240	
							<b>81</b>	<b>Eric DEBAR</b>					FRA	
								Debard Automobiles by Racetivity					Porsche 911 GT3 Cup	
1	1:56.855	39.489	36.587	40.779	135.1	1:56.855	1	1:56.855	39.489	36.587	40.779	135.1	1:56.855	
2	1:48.778	33.683	35.102	39.993	154.0	3:45.633	2	1:48.778	33.683	35.102	39.993	154.0	3:45.633	
3	1:48.240	33.524	34.440	40.276	154.8	5:33.873	3	1:48.240	33.524	34.440	40.276	154.8	5:33.873	
4	1:48.771	33.288	34.822	40.661	154.0	7:22.644	4	1:48.771	33.288	34.822	40.661	154.0	7:22.644	
5	1:47.766	33.149	34.492	40.125	155.4	9:10.410	5	1:47.766	33.149	34.492	40.125	155.4	9:10.410	
6	1:49.091	33.631	35.026	40.434	153.5	10:59.501	6	1:49.091	33.631	35.026	40.434	153.5	10:59.501	
7	1:48.452	33.282	34.523	40.647	154.5	12:47.953	7	1:48.452	33.282	34.523	40.647	154.5	12:47.953	
8	1:49.566	34.504	34.944	40.118	152.9	14:37.519	8	1:49.566	34.504	34.944	40.118	152.9	14:37.519	
9	1:48.340	33.357	34.788	40.195	154.6	16:25.859	9	1:48.340	33.357	34.788	40.195	154.6	16:25.859	
10	1:48.148	33.301	34.666	40.181	154.9	18:14.007	10	1:48.148	33.301	34.666	40.181	154.9	18:14.007	
11	1:48.786	33.343	35.026	40.417	154.0	20:02.793	11	1:48.786	33.343	35.026	40.417	154.0	20:02.793	
12	1:48.949	33.793	34.909	40.247	153.7	21:51.742	12	1:48.949	33.793	34.909	40.247	153.7	21:51.742	
13	1:48.619	33.510	34.488	40.621	154.2	23:40.361	13	1:48.619	33.510	34.488	40.621	154.2	23:40.361	
14	1:48.726	33.524	34.935	40.267	154.1	25:29.087	14	1:48.726	33.524	34.935	40.267	154.1	25:29.087	
15	1:49.045	33.346	34.324	41.375	153.6	27:18.132	15	1:49.045	33.346	34.324	41.375	153.6	27:18.132	
16	1:48.035	33.089	34.605	40.341	155.0	29:06.167	16	1:48.035	33.089	34.605	40.341	155.0	29:06.167	
17	1:48.781	33.323	34.901	40.557	154.0	30:54.948	17	1:48.781	33.323	34.901	40.557	154.0	30:54.948	
							<b>88</b>	<b>Jean-Philippe GAMBARO</b>					FRA	
								Schumacher CLRT					Porsche 911 GT3 Cup	
1	1:56.318	39.276	36.482	40.560	135.7	1:56.318	1	1:56.318	39.276	36.482	40.560	135.7	1:56.318	
2	1:48.686	33.785	34.889	40.012	154.1	3:45.004	2	1:48.686	33.785	34.889	40.012	154.1	3:45.004	
3	1:48.057	33.281	34.674	40.102	155.0	5:33.061	3	1:48.057	33.281	34.674	40.102	155.0	5:33.061	
4	1:48.228	33.375	34.666	40.187	154.8	7:21.289	4	1:48.228	33.375	34.666	40.187	154.8	7:21.289	
5	1:48.129	33.214	34.763	40.152	154.9	9:09.418	5	1:48.129	33.214	34.763	40.152	154.9	9:09.418	
6	1:48.064	33.179	34.750	40.135	155.0	10:57.482	6	1:48.064	33.179	34.750	40.135	155.0	10:57.482	
7	1:48.030	33.025	34.783	40.222	155.1	12:45.512	7	1:48.030	33.025	34.783	40.222	155.1	12:45.512	
8	1:48.042	33.269	34.529	40.244	155.0	14:33.554	8	1:48.042	33.269	34.529	40.244	155.0	14:33.554	
9	1:48.125	33.339	34.773	40.013	154.9	16:21.679	9	1:48.125	33.339	34.773	40.013	154.9	16:21.679	
10	1:47.852	33.271	34.515	40.066	155.3	18:09.531	10	1:47.852	33.271	34.515	40.066	155.3	18:09.531	
11	1:48.027	33.168	34.503	40.356	155.1	19:57.558	11	1:48.027	33.168	34.503	40.356	155.1	19:57.558	
12	1:48.393	33.517	34.692	40.184	154.5	21:45.951	12	1:48.393	33.517	34.692	40.184	154.5	21:45.951	
13	1:48.921	33.534	34.819	40.568	153.8	23:34.872	13	1:48.921	33.534	34.819	40.568	153.8	23:34.872	
14	1:50.724	35.050	35.076	40.598	151.3	25:25.596	14	1:50.724	35.050	35.076	40.598	151.3	25:25.596	
15	1:50.061	33.416	35.058	41.587	152.2	27:15.657	15	1:50.061	33.416	35.058	41.587	152.2	27:15.657	
16	1:49.515	33.780	35.055	40.680	153.0	29:05.172	16	1:49.515	33.780	35.055	40.680	153.0	29:05.172	
17	1:49.352	33.704	34.935	40.713	153.2	30:54.524	17	1:49.352	33.704	34.935	40.713	153.2	30:54.524	