

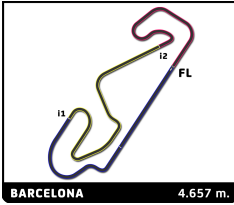
European Le Mans Series
4 Hours of Barcelona
Bronze Driver Collective Test

Sector Analysis

Lap under Red Flag Invalidated Lap Personal Best Session Best Crossing the pit lane

Lap	D	Time	Sector 1	Sector 2	Sector 3	T. Spd	Elapsed	Lap	D	Time	Sector 1	Sector 2	Sector 3	T. Spd	Elapsed		
3	DKR Engineering 1.Georgios KOLOVOS 3.Thomas LAURENT Oreca 07 - Gibson LMP2 Pro/Am 2.Laurents HÖRR							14 1 1:40.832 29.536 41.219 30.077 260.9 29:57.838 15 1 1:41.075 29.864 41.207 30.004 261.5 31:38.913	11	Eurointernational 1.Fabien MICHAL 3.Sebastian GRAVLUND Ligier JS P325 - Toyota LMP3 2.Ian AGUILERA							1 1 3:11.434 1:46.889 51.004 33.541 103.1 3:11.434 2 1 1:48.484 32.250 45.073 31.161 227.4 4:59.918 3 1 1:45.189 29.817 41.568 33.804 256.5 6:45.107 4 1 1:39.180 29.302 40.314 29.564 257.1 8:24.287 5 1 1:41.703 29.161 41.987 30.555 260.9 10:05.990 6 1 1:39.289 29.172 40.197 29.920 259.6 11:45.279 7 1 1:47.638 B 29.481 42.615 35.542 259.0 13:32.917 8 1 3:24.254 2:11.968 41.562 30.724 177.6 16:57.171 9 1 1:41.222 30.029 41.242 29.951 257.1 18:38.393 10 1 1:40.845 29.235 41.243 30.367 258.4 20:19.238 11 1 1:39.561 29.095 40.691 29.775 259.0 21:58.799 12 1 1:42.829 29.953 41.922 30.954 261.5 23:41.628 13 1 1:43.062 30.724 41.234 31.404 262.1 25:24.690 14 1 1:44.003 31.259 42.465 30.279 261.5 27:08.693 15 1 1:41.144 29.863 41.123 30.158 260.2 28:49.837 16 1 1:40.947 29.660 40.913 30.374 259.0 30:30.784
	4	DKR Engineering 1.Antti RAMMO 3.Mikkel Gaarde PEDERSEN Ginetta G61-LT-P325-EVO - Toyota LMP3 2.Wyatt BRICHACEK								1 1 2:31.743 1:06.807 50.309 34.627 137.6 2:31.743 2 1 1:45.068 31.620 42.653 30.795 251.7 4:16.811 3 1 1:41.291 30.091 41.347 29.853 254.7 5:58.102 4 1 1:40.800 29.523 41.197 30.080 256.5 7:38.902 5 1 1:45.516 30.299 45.100 30.117 259.6 9:24.418 6 1 1:40.537 29.523 40.849 30.165 258.4 11:04.955 7 1 1:46.704 29.774 46.797 30.130 260.9 12:51.656 8 1 1:40.458 29.548 40.990 29.920 258.4 14:32.114 9 1 1:40.248 29.320 41.172 29.756 260.2 16:12.362 10 1 1:39.459 29.210 40.519 29.730 258.4 17:51.821 11 1 1:39.853 29.328 40.570 29.955 257.8 19:31.674 12 1 1:41.075 29.376 41.642 30.057 260.2 21:12.749 13 1 1:42.246 29.703 41.777 30.766 261.5 22:54.995 14 1 1:50.716 B 29.866 41.676 39.174 260.2 24:45.711							
		8	Team Virage 1.Jacek ZIELONKA 3.Rik KOEN Ligier JS P325 - Toyota LMP3 2.Daniel NOGALES								1 1 3:24.036 2:07.158 44.721 32.157 170.9 3:24.036 2 1 1:42.511 30.611 41.741 30.159 255.9 5:06.547 3 1 1:40.254 29.419 41.003 29.832 260.9 6:46.801 4 1 1:39.431 28.936 40.410 30.085 262.8 8:26.232 5 1 1:40.115 29.285 40.434 30.396 263.4 10:06.347 6 1 1:45.547 29.253 44.120 32.174 265.4 11:51.894 7 1 1:39.949 29.207 40.734 30.011 261.5 13:31.843 8 1 1:46.694 B 29.226 41.659 35.809 263.4 15:18.537 9 1 3:23.602 2:10.916 42.355 30.331 180.6 18:42.139 10 1 1:39.309 29.286 40.381 29.642 262.1 20:21.448 11 1 1:38.692 29.034 40.214 29.444 264.1 22:00.140 12 1 1:41.760 29.555 41.277 30.928 266.0 23:41.900 13 1 1:42.480 29.778 41.594 31.108 266.7 25:24.380 14 1 1:42.885 31.299 41.515 30.071 268.0 27:07.265 15 1 1:40.956 29.622 41.376 29.958 262.8 28:48.221 16 1 1:40.996 29.604 41.106 30.286 262.8 30:29.217						
			15	RLR M Sport 1.Michael JENSEN 3.Gillian HENRION Ligier JS P325 - Toyota LMP3 2.Nick ADCOCK								1 1 2:16.480 53.077 49.335 34.068 131.7 2:16.480 2 1 1:44.583 31.082 42.552 30.949 254.7 4:01.063 3 1 1:42.265 30.069 41.732 30.464 257.1 5:43.328 4 1 1:42.688 29.927 41.761 31.000 260.9 7:26.016 5 1 1:41.120 29.622 41.315 30.183 259.0 9:07.136 6 1 1:40.809 29.433 41.198 30.178 260.2 10:47.945 7 1 1:40.965 29.445 41.261 30.259 260.9 12:28.910 8 1 1:49.724 B 30.065 42.048 37.611 264.7 14:18.634 9 2 3:28.217 2:11.623 42.694 33.900 180.0 17:46.851 10 2 1:42.516 30.024 41.816 30.676 260.9 19:29.367					





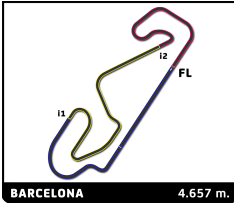
European Le Mans Series 4 Hours of Barcelona Bronze Driver Collective Test

Sector Analysis

Lap under Red Flag Invalidated Lap Personal Best Session Best Crossing the pit lane

Lap	D	Time	Sector 1	Sector 2	Sector 3	T. Spd	Elapsed	Lap	D	Time	Sector 1	Sector 2	Sector 3	T. Spd	Elapsed
17 CLX Motorsport 1. Paul LANCHERE 2. Adrien CLOSMENIL 3. Theodor JENSEN Ligier JS P325 - Toyota LMP3															
11	2	4:42.400	29.888	44.954	30.558	260.2	21:11.767	3	1	1:43.311	30.226	42.856	30.229	275.5	8:55.550
12	2	1:42.741	30.082	41.903	30.756	258.4	22:54.508	4	1	1:37.686	28.771	39.932	28.983	285.0	10:33.236
13	2	4:42.288	29.947	41.757	30.584	260.9	24:36.796	5	1	1:35.420	27.395	39.146	28.879	288.0	12:08.656
14	2	1:41.995	29.878	41.695	30.422	259.0	26:18.791	6	1	1:35.608	27.471	38.911	29.226	288.0	13:44.264
15	2	1:41.601	29.434	41.733	30.434	262.1	28:00.392	7	1	1:37.265	27.453	39.387	30.425	287.2	15:21.529
16	2	1:43.567	29.878	42.657	31.032	259.6	29:43.959	8	1	1:45.656	28.102	39.935	37.619	285.7	17:07.185
17	2	1:52.906	29.798	43.075	40.033	261.5	31:36.865	9	1	4:28.763	3:09.600	46.313	32.850	140.4	21:35.948
								10	1	1:42.095	29.822	41.339	30.934	284.2	23:18.043
								11	1	1:37.463	28.167	39.749	29.547	286.5	24:55.506
								12	1	1:36.152	27.644	39.406	29.102	287.2	26:31.658
								13	1	1:35.730	27.414	39.265	29.051	288.0	28:07.388
								14	1	1:36.667	27.612	39.462	29.593	288.0	29:44.055
								15	1	1:39.750	28.919	40.984	29.847	288.8	31:23.805
23 United Autosports 1. Michael BIRCH 2. Garnet PATTERSON 3. Wayne BOYD McLaren 720S LMGT3 Evo LMGT3															
								1	1	2:47.575	1:15.728	52.326	39.521	130.1	2:47.575
								2	1	1:50.814	32.517	44.672	33.625	248.3	4:38.389
								3	1	1:47.146	30.712	44.129	32.305	252.3	6:25.535
								4	1	1:46.496	30.874	43.377	32.245	251.7	8:12.031
								5	1	1:46.568	31.031	43.304	32.233	252.3	9:58.599
								6	1	1:48.334	31.090	44.163	33.081	252.3	11:46.933
								7	1	1:47.857	31.242	43.627	32.988	251.2	13:34.790
								8	1	1:46.871	30.997	43.816	32.058	251.2	15:21.661
								9	1	1:47.068	31.168	43.463	32.437	252.3	17:08.729
								10	1	1:48.258	31.378	44.660	32.220	252.3	18:56.987
								11	1	1:47.779	31.142	43.988	32.649	252.9	20:44.766
								12	1	1:46.914	31.172	43.588	32.154	252.3	22:31.680
								13	1	1:47.673	31.190	44.072	32.411	252.3	24:19.353
								14	1	1:48.830	31.564	44.452	32.814	251.7	26:08.183
								15	1	1:50.384	33.044	44.351	32.989	249.4	27:58.567
								16	1	1:49.680	31.389	44.755	33.536	252.9	29:48.247
								17	1	1:47.615	31.261	43.581	32.773	252.3	31:35.862
20 Algarve Pro Racing 1. Kriton LENTOUDIS 2. Alexander QUINN 3. Olii CALDWELL Oreca 07 - Gibson LMP2 Pro/Am															
								1	1	2:05.231	44.073	47.256	33.902	161.0	2:05.231
								2	1	1:43.454	31.154	41.433	30.867	280.5	3:48.685
								3	1	1:38.409	28.355	39.761	30.293	285.0	5:27.094
								4	1	1:37.820	28.245	39.996	29.579	285.7	7:04.914
								5	1	1:37.455	28.129	39.756	29.570	285.7	8:42.369
								6	1	1:37.646	28.109	39.712	29.825	286.5	10:20.015
								7	1	1:38.767	28.138	39.643	30.986	286.5	11:58.782
								8	1	1:50.558	28.232	42.570	39.756	286.5	13:49.340
								9	1	3:05.130	1:46.478	45.684	32.968	184.0	16:54.470
								10	1	1:41.426	30.177	41.231	30.018	283.5	18:35.896
								11	1	1:37.882	28.291	39.838	29.753	286.5	20:13.778
								12	1	1:40.001	28.075	40.739	31.187	287.2	21:53.779
								13	1	1:37.835	28.304	39.854	29.677	284.2	23:31.614
								14	1	1:38.084	28.343	40.015	29.726	287.2	25:09.698
								15	1	1:42.255	28.322	41.747	32.186	288.0	26:51.953
								16	1	1:40.967	28.859	41.643	30.465	284.2	28:32.920
								17	1	1:38.896	28.421	40.114	30.361	285.7	30:11.816
21 United Autosports 1. Daniel SCHNEIDER 2. Marino SATO 3. Oliver JARVIS Oreca 07 - Gibson LMP2 Pro/Am															
								1	1	2:44.513	1:05.822	53.408	45.283	125.1	2:44.513
								2	1	4:27.726	3:07.140	47.845	32.741	137.8	7:12.239





European Le Mans Series
4 Hours of Barcelona
Bronze Driver Collective Test

Sector Analysis

Lap under Red Flag Invalidated Lap Personal Best Session Best Crossing the pit lane

Lap	D	Time	Sector 1	Sector 2	Sector 3	T. Spd	Elapsed	Lap	D	Time	Sector 1	Sector 2	Sector 3	T. Spd	Elapsed
10	1	1:45.530	30.467	43.104	31.959	256.5	19:47.840	11	1	1:46.892	31.014	43.403	32.475	255.3	20:32.832
11	1	1:44.940	30.596	42.766	31.578	257.8	21:32.780	12	1	1:46.337	30.925	43.338	32.074	254.1	22:19.169
12	1	1:45.354	30.972	42.794	31.588	257.1	23:18.134	13	1	1:47.073	30.931	43.250	32.892	253.5	24:06.242
13	1	1:45.262	30.905	42.609	31.748	257.1	25:03.396	14	1	1:46.413	30.936	43.404	32.073	253.5	25:52.655
14	1	1:45.124	30.839	42.719	31.566	255.9	26:48.520	15	1	1:46.865	30.991	43.383	32.491	254.7	27:39.520
15	1	1:46.900	30.821	43.394	32.685	257.1	28:35.420	16	1	1:49.889	31.240	44.096	34.553	254.1	29:29.409
16	1	1:45.633	30.671	42.713	32.249	257.1	30:21.053	17	1	1:48.161	31.968	43.727	32.466	242.7	31:17.570

57		Kessel Racing		Ferrari 296 LMGT3			
		1.Takeshi KIMURA		3.Daniel SERRA			
		2.Ben TUCK		LMGT3			
1	1	2:07.016	44.812	48.923	33.281	156.7	2:07.016
2	1	1:49.338	31.547	43.721	34.070	254.1	3:56.354
3	1	1:44.847	30.833	42.382	31.632	255.3	5:41.201
4	1	1:44.774	30.714	42.719	31.341	256.5	7:25.975
5	1	1:49.192	32.106	45.378	31.708	256.5	9:15.167
6	1	1:44.215	30.456	42.315	31.444	257.1	10:59.382
7	1	1:44.479	30.437	42.227	31.815	255.9	12:43.861
8	1	1:50.813	34.835	43.979	31.999	192.2	14:34.674
9	1	1:52.076 B	30.862	42.734	38.480	257.1	16:26.750
10	1	3:18.847	2:02.538	44.521	31.788	162.7	19:45.597
11	1	1:53.765	31.245	49.705	32.815	256.5	21:39.362
12	1	1:44.128	30.563	42.388	31.477	256.5	23:23.490
13	1	1:43.908	30.213	42.197	31.498	259.0	25:07.398
14	1	1:48.095	30.250	45.281	32.564	258.4	26:55.493
15	1	1:44.940	30.643	42.803	31.494	258.4	28:40.433
16	1	1:44.313	30.414	42.283	31.616	259.0	30:24.746

59		Racing Spirit of Lemans		Aston Martin Vantage AMR LMGT3			
		1.Clément MATEU		3.Valentin HASSE CLOT			
		2.Erwan BASTARD		LMGT3			
1	1	2:16.847	56.871	46.111	33.865	115.9	2:16.847
2	1	1:46.137	31.454	43.144	31.539	254.7	4:02.984
3	1	1:45.338	30.618	43.173	31.547	255.3	5:48.322
4	1	1:52.192 B	30.607	42.682	38.903	255.9	7:40.514
5	1	2:41.659	1:24.636	44.811	32.212	170.6	10:22.173
6	1	1:43.888	30.535	42.361	30.992	254.7	12:06.061
7	1	1:43.318	30.164	42.362	30.792	256.5	13:49.379
8	1	1:43.459	30.164	42.270	31.025	257.1	15:32.838
9	1	1:43.675	30.377	42.317	30.981	257.1	17:16.513
10	1	1:43.805	30.320	42.468	31.017	256.5	19:00.318
11	1	1:54.214 B	31.234	42.764	40.216	258.4	20:54.532

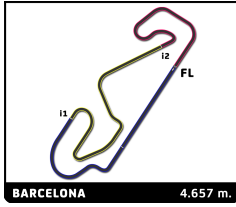
60		Proton Competition		Porsche 911 GT3 R LMGT3			
		1.Claudio SCHIAVONI		3.Alessio PICARIELLO			
		2.Matteo CRESSONI		LMGT3			
1	1	2:38.271	1:07.688	53.537	37.046	146.1	2:38.271
2	1	1:49.886	32.523	44.591	32.772	252.9	4:28.157
3	1	1:47.031	31.093	43.441	32.497	253.5	6:15.188
4	1	1:46.675	31.186	43.190	32.299	251.7	8:01.863
5	1	1:46.210	30.969	43.196	32.045	251.7	9:48.073
6	1	1:45.928	30.868	43.063	31.997	251.7	11:34.001
7	1	1:47.329	31.108	43.785	32.436	251.7	13:21.330
8	1	1:46.947	31.007	43.713	32.227	251.7	15:08.277
9	1	1:47.618	30.812	43.769	33.037	254.1	16:55.895
10	1	1:50.045	31.714	45.888	32.443	253.5	18:45.940

63		Iron Lynx		Mercedes-AMG LMGT3			
		1.Martin BERRY		3.Fabian SCHILLER			
		2.Lorcan HANAFIN		LMGT3			
1	1	2:18.007	54.463	48.223	35.321	124.7	2:18.007
2	1	1:48.278	31.297	43.231	33.750	254.1	4:06.285
3	1	1:45.596	30.488	44.124	30.984	254.7	5:51.881
4	1	1:43.100	30.457	41.800	30.843	255.3	7:34.981
5	1	1:42.714	30.214	41.679	30.821	255.3	9:17.695
6	1	1:52.392 B	31.924	42.604	37.864	255.9	11:10.087
7	1	2:44.535	1:30.631	42.723	31.181	175.0	13:54.622
8	1	1:44.503	30.750	42.479	31.274	255.3	15:39.125
9	1	1:44.938	30.661	42.948	31.329	254.1	17:24.063
10	1	1:44.273	30.656	42.346	31.271	253.5	19:08.336
11	1	1:44.743	30.672	42.588	31.483	255.3	20:53.079
12	1	1:45.226	31.161	42.552	31.513	254.7	22:38.305
13	1	1:44.868	30.825	42.608	31.435	254.1	24:23.173
14	1	1:45.484	30.878	42.823	31.783	255.3	26:08.657
15	1	1:48.791	32.836	44.180	31.775	255.9	27:57.448
16	1	1:44.989	30.793	42.495	31.701	254.7	29:42.437
17	1	1:46.937	30.740	44.153	32.044	254.7	31:29.374

66		JMW Motorsport		Ferrari 296 LMGT3			
		1.Scott NOBLE		3.Gianmaria BRUNI			
		2.Jason HART		LMGT3			
1	1	2:51.443 B	1:09.967	54.068	47.408	156.3	2:51.443
2	1	3:15.696	1:51.765	50.513	33.418	139.7	6:07.139
3	1	1:45.559	31.081	43.029	31.449	253.5	7:52.698
4	1	1:44.227	30.277	42.675	31.275	255.3	9:36.925
5	1	1:44.740	30.547	42.847	31.346	255.9	11:21.665
6	1	1:44.881	30.730	42.667	31.484	253.5	13:06.546
7	1	1:44.641	30.567	42.599	31.475	254.7	14:51.187
8	1	1:45.513	30.616	43.216	31.681	255.9	16:36.700
9	1	1:44.920	30.511	42.750	31.659	255.3	18:21.620
10	1	1:45.970	30.930	43.021	32.019	255.9	20:07.590
11	1	1:45.680	30.835	42.862	31.983	253.5	21:53.270
12	1	1:53.439	35.865	45.352	32.222	228.8	23:46.709
13	1	1:45.443	30.787	43.037	31.619	257.1	25:32.152
14	1	1:51.931 B	30.549	42.581	38.801	256.5	27:24.083

68		M Racing		Ligier JS P325 - Toyota			
		1.Stéphane TRIBAUDINI		LMP3			
		2.Quentin ANTONEL					
1	1	2:12.202	52.691	45.416	34.095	113.6	2:12.202
2	1	1:44.907	31.134	42.850	30.923	255.3	3:57.109
3	1	1:47.656	30.143	43.218	34.295	260.2	5:44.765
4	1	1:42.141	29.881	41.514	30.746	260.2	7:26.906
5	1	1:41.047	29.820	41.019	30.208	264.7	9:07.953
6	1	1:40.467	29.387	40.852	30.228	262.1	10:48.420





European Le Mans Series
4 Hours of Barcelona
Bronze Driver Collective Test

Sector Analysis

Lap under Red Flag Invalidated Lap Personal Best Session Best Crossing the pit lane

Lap	D	Time	Sector 1	Sector 2	Sector 3	T. Spd	Elapsed
7	1	1:44.745	29.350	42.463	32.932	262.1	12:33.165
8	1	1:45.526	29.238	40.752	35.536	262.1	14:18.691
9	1	1:40.026	29.351	40.590	30.085	262.1	15:58.717
10	1	1:40.076	29.247	40.615	30.214	262.8	17:38.793
11	1	1:44.850	31.804	42.211	30.835	263.4	19:23.643
12	1	1:58.101	30.517	53.546	34.038	264.1	21:21.744
13	1	1:41.106	29.412	41.108	30.586	260.2	23:02.850
14	1	1:41.685	29.741	41.405	30.539	263.4	24:44.535
15	1	1:40.854	29.592	41.042	30.220	260.2	26:25.389
16	1	1:47.254	30.716	42.492	34.046	262.8	28:12.643
17	1	1:40.814	29.423	41.158	30.233	261.5	29:53.457
18	1	1:53.625	31.782	46.213	35.630	262.8	31:47.082

Lap	D	Time	Sector 1	Sector 2	Sector 3	T. Spd	Elapsed
1	1	2:42.402	1:18.279	47.247	36.876	158.8	2:42.402
2	1	1:49.285	31.670	44.321	33.294	253.5	4:31.687
3	1	1:45.757	30.945	42.911	31.901	255.9	6:17.444
4	1	1:56.789	30.787	43.035	42.967	255.9	8:14.233
5	1	2:55.278	1:36.227	46.542	32.509	133.7	11:09.511
6	1	1:44.057	30.680	42.297	31.080	254.1	12:53.568
7	1	1:43.458	30.387	42.064	31.010	255.9	14:37.026
8	1	1:44.048	30.518	42.355	31.175	257.1	16:21.074
9	1	1:44.212	30.512	42.253	31.447	255.9	18:05.286
10	1	1:44.292	30.475	42.480	31.337	255.3	19:49.578
11	1	1:45.943	30.558	43.258	32.127	257.1	21:35.521
12	1	1:46.409	31.317	42.624	32.468	255.9	23:21.930
13	1	1:44.548	30.701	42.631	31.216	255.9	25:06.478
14	1	1:45.522	30.491	42.677	32.354	256.5	26:52.000
15	1	1:44.633	30.628	42.566	31.439	257.8	28:36.633
16	1	1:45.640	30.759	42.926	31.955	257.1	30:22.273

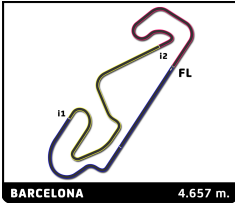
Lap	D	Time	Sector 1	Sector 2	Sector 3	T. Spd	Elapsed
1	1	3:44.067	2:27.788	46.473	29.806	174.8	3:44.067
2	1	1:34.306	27.542	38.812	27.952	283.5	5:18.373
3	1	1:32.456	27.089	37.670	27.697	289.5	6:50.829
4	1	1:34.276	26.803	38.264	29.212	289.5	8:25.105
5	1	1:37.867	26.791	37.413	33.663	291.1	10:02.972
6	1	1:42.107	27.519	39.670	34.918	290.3	11:45.079
7	1	3:23.041	2:15.449	39.359	28.233	194.9	15:08.120
8	1	1:34.535	27.124	38.481	28.930	288.8	16:42.655
9	1	1:35.492	28.155	38.792	28.545	289.5	18:18.147
10	1	1:33.656	27.140	38.375	28.141	288.8	19:51.803
11	1	1:37.776	28.661	40.523	28.592	291.1	21:29.579
12	1	1:34.080	27.163	38.447	28.470	289.5	23:03.659
13	1	1:35.206	28.193	38.637	28.376	291.1	24:38.865
14	1	1:34.500	27.775	38.480	28.245	290.3	26:13.365
15	1	1:35.068	27.382	39.039	28.647	291.1	27:48.433
16	1	1:37.174	27.377	39.587	30.210	287.2	29:25.607
17	1	1:33.915	27.354	38.162	28.399	288.0	30:59.522

Lap	D	Time	Sector 1	Sector 2	Sector 3	T. Spd	Elapsed
1	1	2:10.309	42.788	47.992	39.529	149.6	2:10.309
2	1	2:41.772	1:22.642	46.178	32.952	102.2	4:52.081
3	1	1:45.028	30.753	42.879	31.396	254.1	6:37.109
4	1	1:44.628	30.596	42.544	31.488	253.5	8:21.737
5	1	1:47.168	30.477	43.278	33.413	253.5	10:08.905
6	1	1:45.798	30.665	42.622	32.511	254.7	11:54.703
7	1	1:52.338	30.791	43.351	38.196	253.5	13:47.041
8	1	3:19.216	2:02.969	43.801	32.446	171.7	17:06.257
9	1	1:46.961	31.249	43.531	32.181	251.7	18:53.218
10	1	1:46.841	31.312	43.420	32.109	252.9	20:40.059
11	1	1:48.066	31.264	44.581	32.221	252.9	22:28.125
12	1	1:46.461	30.973	43.393	32.095	252.9	24:14.586
13	1	1:47.505	31.274	43.425	32.806	253.5	26:02.091
14	1	1:46.558	31.002	43.354	32.202	253.5	27:48.649
15	1	1:47.658	31.639	43.415	32.604	253.5	29:36.307
16	1	1:47.600	31.662	43.522	32.416	254.1	31:23.907

Lap	D	Time	Sector 1	Sector 2	Sector 3	T. Spd	Elapsed
1	1	2:39.224	1:03.105	52.603	43.516	123.4	2:39.224
2	1	7:15.396	5:59.636	43.760	32.000	171.4	9:54.620
3	1	1:42.680	30.097	42.110	30.473	270.7	11:37.300
4	1	1:39.940	28.741	41.411	29.788	282.0	13:17.240
5	1	1:46.595	28.224	40.979	37.392	282.7	15:03.835
6	1	3:49.378	2:35.715	42.839	30.824	182.7	18:53.213
7	1	1:36.764	28.532	39.195	29.037	282.7	20:29.977
8	1	1:35.471	28.625	38.735	28.111	287.2	22:05.448
9	1	1:36.442	27.501	39.135	29.806	287.2	23:41.890
10	1	1:34.412	27.751	38.345	28.316	286.5	25:16.302
11	1	1:35.756	27.515	38.807	29.434	287.2	26:52.058
12	1	1:36.606	27.949	39.906	28.751	285.7	28:28.664
13	1	1:35.028	27.734	38.763	28.531	288.0	30:03.692

Lap	D	Time	Sector 1	Sector 2	Sector 3	T. Spd	Elapsed
1	1	2:56.188	1:22.346	47.682	46.160	141.5	2:56.188
2	1	1:51.204	30.695	49.108	31.401	254.7	4:47.392
3	1	1:42.775	30.264	42.008	30.503	255.9	6:30.167
4	1	1:42.403	29.933	41.683	30.787	255.9	8:12.570
5	1	1:52.694	31.065	43.838	37.788	257.1	10:05.261
6	1	3:32.509	2:15.746	45.002	31.761	175.0	13:37.770
7	1	1:45.335	30.765	42.717	31.853	255.3	15:23.105
8	1	1:45.959	31.002	43.152	31.805	254.7	17:09.064
9	1	1:45.723	31.460	42.939	31.324	256.5	18:54.787
10	1	1:45.647	30.588	42.820	32.239	256.5	20:40.434
11	1	1:46.065	31.120	43.345	31.600	255.9	22:26.499
12	1	1:44.803	30.609	42.656	31.538	254.7	24:11.302
13	1	1:45.339	30.640	42.879	31.820	255.3	25:56.641
14	1	1:45.440	30.760	43.017	31.663	255.9	27:42.081
15	1	1:47.542	31.301	43.584	32.657	255.3	29:29.623





European Le Mans Series
4 Hours of Barcelona
Bronze Driver Collective Test

Sector Analysis

Lap under Red Flag Invalidated Lap Personal Best Session Best B Crossing the pit lane

Lap	D	Time	Sector 1	Sector 2	Sector 3	T. Spd	Elapsed	Lap	D	Time	Sector 1	Sector 2	Sector 3	T. Spd	Elapsed	
16	1	1:46.287	30.833	43.375	32.079	254.7	31:15.910	12	1	1:35.561	26.802	39.048	29.711	291.1	21:32.549	
86	GR Racing 1. Michael WAINWRIGHT 3. Tom FLEMING Ferrari 296 LMGT3 2. Riccardo PERA LMGTS3							13	1	1:33.873	27.261	38.137	28.475	287.2	23:06.422	
	1	1	2:46.533	1:17.013	48.052	41.468	152.3	2:46.533	14	1	1:35.735	27.551	39.612	28.572	291.1	24:42.157
	2	1	1:45.767	31.447	42.848	31.472	253.5	4:32.300	15	1	1:33.909	26.954	38.804	28.151	289.5	26:16.066
	3	1	1:45.752	30.747	43.069	31.936	257.1	6:18.052	16	1	1:34.514	26.823	39.454	28.237	291.1	27:50.580
	4	1	1:46.427	30.951	42.764	32.712	256.5	8:04.479	17	1	1:42.100	28.050	38.327	35.723	291.9	29:32.680
	5	1	1:45.633	31.485	42.689	31.459	247.7	9:50.112								
	6	1	1:45.012	30.559	42.680	31.773	257.1	11:35.124								
	7	1	1:53.048	30.910	43.924	38.214	256.5	13:28.172								
	8	1	4:15.339	2:59.892	43.475	31.972	168.5	17:43.511								
	9	1	1:45.693	30.854	43.076	31.763	254.1	19:29.204								
	10	1	1:46.387	31.165	43.605	31.617	254.1	21:15.591								
	11	1	1:45.960	30.958	43.060	31.942	255.3	23:01.551								
	12	1	1:46.716	31.201	43.600	31.915	254.7	24:48.267								
	13	1	1:48.876	31.213	43.520	34.143	255.3	26:37.143								
	14	1	1:46.506	31.189	43.338	31.979	255.9	28:23.649								
	15	1	1:46.364	31.075	43.076	32.213	255.9	30:10.013								
88	Inter Europol Competition 1. Timothy CRESWICK 3. Reece GOLD Ligier JS P325 - Toyota 2. Douwe DEDECKER LMP3															
	1	1	2:30.387	1:07.389	49.086	33.912	139.2	2:30.387								
	2	1	1:43.841	30.528	42.492	30.821	252.9	4:14.228								
	3	1	1:42.648	29.875	42.133	30.640	255.9	5:56.876								
	4	1	1:41.436	29.679	41.733	30.024	255.9	7:38.312								
	5	1	1:41.114	29.401	41.501	30.212	259.6	9:19.426								
	6	1	1:44.994	31.188	43.133	30.673	259.6	11:04.420								
	7	1	1:41.874	29.905	41.676	30.293	257.8	12:46.294								
	8	1	1:51.227	31.179	42.090	37.958	259.6	14:37.521								
	9	1	3:00.573	1:42.607	45.515	32.451	157.9	17:38.094								
	10	1	1:44.400	31.550	42.251	30.599	255.9	19:22.494								
	11	1	1:41.377	29.817	41.257	30.303	257.8	21:03.871								
	12	1	1:40.964	29.791	41.138	30.035	259.0	22:44.835								
	13	1	1:40.744	29.555	41.266	29.923	258.4	24:25.579								
	14	1	1:43.161	30.851	41.726	30.584	261.5	26:08.740								
	15	1	1:44.238	30.999	41.980	31.259	259.0	27:52.978								
16	1	1:43.447	29.617	41.678	32.152	259.6	29:36.425									
17	1	1:41.658	29.846	41.781	30.031	259.0	31:18.083									
99	AO by TF 1. PJ HYETT 3. Dane CAMERON Oreca 07 - Gibson 2. Louis DELÉTRAZ LMP2 Pro/Am															
	1	1	2:05.953	44.428	48.068	33.457	154.5	2:05.953								
	2	1	1:43.510	31.059	41.745	30.706	254.1	3:49.463								
	3	1	1:43.576	27.982	39.537	36.057	288.8	5:33.039								
	4	1	1:39.170	28.147	42.232	28.791	289.5	7:12.209								
	5	1	1:36.330	27.899	40.134	28.297	286.5	8:48.539								
	6	1	1:34.601	27.198	38.711	28.692	288.8	10:23.140								
	7	1	1:34.571	26.863	38.235	29.473	291.9	11:57.711								
	8	1	1:42.423	27.426	40.386	34.611	289.5	13:40.134								
	9	1	3:02.404	1:48.063	43.299	31.042	147.9	16:42.538								
10	1	1:40.085	29.489	40.941	29.655	264.7	18:22.623									
11	1	1:34.365	27.472	38.976	27.917	288.8	19:56.988									

