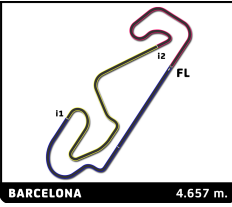




EUROPEAN **LE MANS** SERIES

4 HOURS OF BARCELONA



European Le Mans Series 4 Hours of Barcelona Free Practice 2

Sector Analysis

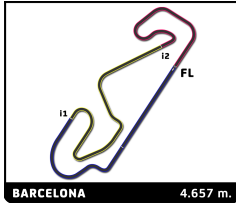
Lap under Red Flag Invalidated Lap █ Personal Best █ Session Best **B** Crossing the pit lane

Lap	D	Time	Sector 1	Sector 2	Sector 3	T. Spd	Elapsed
3	DKR Engineering 1.Georgios KOLOVOS 2.Laurents HÖRR		3.Thomas LAURENT		Oreca 07 - Gibson LMP2 Pro/Am		
1	2	2:07.942	52.226	44.682	31.034	155.4	2:07.942
2	2	1:37.350	29.247	39.230	28.873	268.7	3:45.292
3	2	2:06.181	43.135	54.657	28.389	287.2	5:51.473
4	2	1:35.446	28.728	38.275	28.443	289.5	7:26.589
5	2	1:32.957	26.719	38.245	27.993	289.5	8:59.546
6	2	1:33.467	27.025	38.671	27.771	292.7	10:33.013
7	2	1:35.243	26.614	38.649	29.980	289.5	12:08.256
8	2	1:35.539	27.174	38.870	29.495	290.3	13:43.795
9	2	1:33.287	26.981	38.170	28.136	287.2	15:17.082
10	2	1:32.771	26.700	38.258	27.813	288.8	16:49.853
11	2	1:32.919	26.616	38.110	28.193	288.8	18:22.772
12	2	1:32.773	26.624	38.167	27.982	289.5	19:55.545
13	2	1:32.421	26.670	37.957	27.794	288.8	21:27.966
14	2	1:32.820	26.589	38.072	28.159	289.5	23:00.786
15	2	1:33.110	26.847	38.404	27.859	289.5	24:33.896
16	2	1:33.148	26.691	38.226	28.231	291.1	26:07.044
17	2	1:32.944	27.001	38.004	27.939	291.9	27:39.988
18	2	1:33.775	26.778	38.807	28.190	290.3	29:13.763
19	2	1:33.533	26.880	38.602	28.054	291.9	30:47.296
20	2	1:34.388	27.388	38.720	28.280	292.7	32:21.684
21	2	1:34.632	26.816	39.142	28.674	291.9	33:56.316
22	2	1:34.412	26.927	39.109	28.376	291.9	35:30.728
23	2	2:01.271 B	26.770	38.918	55.583	291.1	37:31.999
24	3	8:17.527	7:08.576	39.904	29.047	139.4	45:49.526
25	3	1:35.006	27.565	38.846	28.595	286.5	47:24.532
26	3	1:52.625	27.295	38.748	46.582	285.7	49:17.157
27	3	3:06.129	1:11.546	1:21.331	33.252	79.6	52:23.286
28	3	1:34.097	27.132	38.586	28.379	287.2	53:57.383
29	3	1:35.269	27.370	38.863	29.036	286.5	55:32.652
30	3	1:37.706	27.450	40.666	29.590	288.0	57:10.358
31	3	1:36.632	27.654	39.507	29.471	291.1	58:46.990
32	3	1:34.508	27.145	38.856	28.507	287.2	1:00:21.498
33	3	1:36.076	26.978	39.926	29.172	288.8	1:01:57.574
34	3	1:34.495	27.188	38.924	28.383	290.3	1:03:32.069
35	3	1:35.226	27.001	38.866	29.359	289.5	1:05:07.295
36	3	1:35.869	27.450	38.983	29.436	288.0	1:06:43.164
37	3	1:34.914	26.920	39.000	28.994	288.8	1:08:18.078
38	3	1:34.922	27.149	39.165	28.608	286.5	1:09:53.000
39	3	1:39.246 B	27.166	38.923	33.157	287.2	1:11:32.246
40	1	3:41.518	2:31.807	40.393	29.318	190.8	1:15:13.764
41	1	1:37.989	27.979	40.310	29.700	286.5	1:16:51.753
42	1	1:38.049	28.048	40.333	29.668	285.7	1:18:29.802
43	1	1:38.341	28.376	40.247	29.718	284.2	1:20:08.143
44	1	1:38.863	28.179	40.233	30.454	286.5	1:21:47.006
45	1	1:40.350	28.754	40.745	30.854	283.5	1:23:27.356
46	1	1:38.321	28.046	40.127	30.148	285.7	1:25:05.677
47	1	1:38.070	28.265	40.128	29.677	287.2	1:26:43.747
48	1	1:45.898 B	28.306	40.587	37.005	286.5	1:28:29.645

Lap	D	Time	Sector 1	Sector 2	Sector 3	T. Spd	Elapsed
4	DKR Engineering 1.Antti RAMMO 2.Wyatt BRICHACEK		3.Mikkel Gaarde PEDERSEN		Ginetta G61-LT-P325-EVO - Toyota LMP3		
1	3	2:37.718	1:17.527	47.215	32.976	138.8	2:37.718
2	3	2:08.600	31.640	43.380	53.580	250.0	4:46.318
3	3	1:58.010	44.371	42.890	30.749	177.6	6:44.328
4	3	1:50.396	30.071	43.940	36.385	255.9	8:34.724
5	3	1:41.219	30.008	41.169	30.042	256.5	10:15.943
6	3	1:40.793	29.965	40.964	29.864	258.4	11:56.736
7	3	1:39.972	29.620	40.751	29.601	257.1	13:36.708
8	3	1:40.126	29.498	40.840	29.788	255.3	15:16.834
9	3	1:40.360	29.295	40.722	30.343	260.9	16:57.194
10	3	1:58.870 B	29.523	40.994	48.353	254.7	18:56.064
11	1	4:03.230	2:44.537	46.518	32.175	177.0	22:59.294
12	1	1:44.356	30.582	42.906	30.868	255.3	24:43.650
13	1	1:42.976	29.969	42.346	30.664	255.9	26:26.626
14	1	1:41.990	30.028	41.835	30.127	255.9	28:08.616
15	1	1:42.482	30.186	41.912	30.384	259.0	29:51.098
16	1	1:41.911	29.980	41.517	30.414	258.4	31:33.009
17	1	1:44.069	30.171	43.144	30.754	259.0	33:17.078
18	1	2:00.102	30.060	57.479	32.563	256.5	35:17.180
19	1	2:07.870 B	29.943	41.710	56.217	258.4	37:25.050
20	2	16:29.812	...	44.659	34.573	136.4	53:54.862
21	2	1:46.967	31.796	43.700	31.471	252.3	55:41.829
22	2	1:44.518	30.671	42.415	31.432	254.1	57:26.347
23	2	1:43.796	30.622	42.307	30.867	236.8	59:10.143
24	2	1:59.591 B	33.149	46.612	39.830	219.5	1:01:09.734
25	2	3:58.916 B	2:38.184	43.163	37.569	175.3	1:05:08.650
26	2	3:23.914	2:11.169	41.779	30.966	174.2	1:08:32.564
27	2	1:42.721	29.676	41.581	31.464	254.7	1:10:15.285
28	2	1:41.154	29.584	41.022	30.545	256.5	1:11:56.436
29	2	1:46.615 B	29.640	41.233	35.742	254.1	1:13:43.051
30	3	3:20.362 B	2:01.840	42.094	36.428	156.3	1:17:03.413
31	3	3:26.015	2:11.502	41.585	32.928	178.5	1:20:29.428
32	3	1:47.232 B	29.834	41.537	35.861	256.5	1:22:16.660

Lap	D	Time	Sector 1	Sector 2	Sector 3	T. Spd	Elapsed
8	Team Virage 1.Jacek ZIELONKA 2.Daniel NOGALES		3.Rik KOEN		Ligier JS P325 - Toyota LMP3		
1	1	14:56.139	...	48.453	32.888	87.1	14:56.139
2	1	1:45.030	31.102	42.970	30.958	251.2	16:41.169
3	1	4:43.364	29.958	42.321	34.082	254.7	18:24.530
4	1	1:43.763	30.512	42.293	30.958	255.9	20:08.293
5	1	1:42.669	29.967	42.221	30.481	257.1	21:50.962
6	1	1:42.777	29.760	42.109	30.908	257.1	23:33.739
7	1	1:42.052	29.689	41.853	30.510	257.8	25:15.791
8	1	1:45.734	29.829	45.361	30.544	258.4	27:01.525
9	1	1:57.069	30.251	53.833	32.985	256.5	28:58.594
10	1	2:01.268 B	30.161	43.452	47.655	257.1	30:59.862
11	2	21:40.059	...	1:21.454	33.667	79.8	52:39.921
12	2	1:47.938	31.989	43.745	32.204	251.2	54:27.859
13	2	3:07.549 B	31.506	55.446	1:40.597	251.7	57:35.408





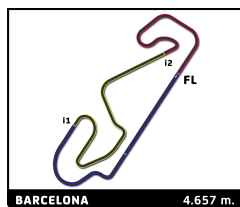
European Le Mans Series
4 Hours of Barcelona
Free Practice 2

Sector Analysis

Lap under Red Flag Invalidated Lap Personal Best Session Best Crossing the pit lane

Lap	D	Time	Sector 1	Sector 2	Sector 3	T. Spd	Elapsed	Lap	D	Time	Sector 1	Sector 2	Sector 3	T. Spd	Elapsed
9 Iron Lynx - Proton Oreca 07 - Gibson 1.Jonas RIED 3.Matteo CAIROLI LMP2 2.Maceo CAPIETTO								5 3 1:32.495 26.324 38.268 27.903 289.5 8:56.581 6 3 1:30.333 26.149 36.993 27.191 288.8 10:26.914 7 3 1:39.859 B 26.696 39.067 34.096 289.5 12:06.773 8 2 4:55.697 3:48.343 39.364 27.990 184.3 17:02.470 9 2 1:37.463 27.025 38.656 31.782 285.0 18:39.933 10 2 1:32.914 27.077 38.022 27.815 285.0 20:12.847 11 2 1:33.272 27.382 38.175 27.715 286.5 21:46.119 12 2 1:33.474 26.762 38.136 28.576 285.7 23:19.593 13 2 1:32.870 26.629 38.658 27.583 285.0 24:52.463 14 2 1:33.286 26.567 38.095 28.624 286.5 26:25.749 15 2 1:32.720 27.100 38.053 27.567 286.5 27:58.469 16 2 1:32.609 26.611 37.917 28.081 286.5 29:31.078 17 2 1:32.187 26.494 37.943 27.750 285.7 31:03.265 18 2 1:33.892 26.482 39.185 28.225 288.0 32:37.157 19 2 1:33.703 26.768 38.507 28.428 288.0 34:10.860 20 2 1:33.785 26.813 38.382 28.590 288.8 35:44.645 21 2 2:26.582 B 28.257 1:00.177 58.148 290.3 38:11.227 22 3 7:24.007 6:16.445 39.281 28.281 194.2 45:35.234 23 3 1:33.583 27.370 38.292 27.921 283.5 47:08.817 24 3 1:33.265 26.945 38.259 28.061 285.0 48:42.082 25 3 3:14.563 56.468 1:20.949 57.146 88.2 51:56.645 26 3 1:43.052 34.938 39.264 28.850 244.9 53:39.697 27 3 1:34.810 27.192 39.336 28.282 285.0 55:14.507 28 3 1:35.128 27.139 38.729 29.260 285.0 56:49.635 29 3 1:39.518 B 27.606 38.582 33.330 285.0 58:29.153 30 1 2:57.268 1:48.404 39.848 29.016 194.9 1:01:26.421 31 1 1:35.939 27.509 39.309 29.121 282.7 1:03:02.360 32 1 1:37.490 28.552 40.018 28.920 286.5 1:04:39.850 33 1 1:35.996 27.502 39.396 29.098 285.0 1:06:15.846 34 1 1:36.641 27.439 40.177 29.025 285.0 1:07:52.487 35 1 1:36.378 27.685 39.628 29.065 284.2 1:09:28.865 36 1 1:37.249 28.191 39.333 29.725 283.5 1:11:06.114 37 1 1:36.924 27.883 39.735 29.303 284.2 1:12:43.035 38 1 1:35.913 27.504 39.351 29.058 283.5 1:14:18.948 39 1 1:37.347 28.399 39.636 29.342 283.5 1:15:56.295 40 1 1:36.785 28.079 39.393 29.343 287.2 1:17:33.080 41 1 1:36.678 27.644 39.452 29.582 285.0 1:19:09.758 42 1 1:36.712 27.763 39.471 29.478 287.2 1:20:46.470 43 1 1:36.406 27.745 39.443 29.218 285.0 1:22:22.876 44 1 1:36.672 27.628 39.485 29.559 284.2 1:23:59.548 45 1 1:37.055 28.025 39.869 29.161 285.7 1:25:36.603 46 1 1:45.066 B 27.570 39.597 37.899 284.2 1:27:21.669							
10 Vector Sport Oreca 07 - Gibson 1.Ryan CULLEN 3.Pietro FITTIPALDI LMP2 2.Vladislav LOMKO								11 Eurointernational Ligier JS P325 - Toyota 1.Fabien MICHAL 3.Sebastian GRAVLUND LMP3 2.Ian AGUILERA							
1 3 1:55.756 40.966 44.610 30.180 140.3 1:55.756 2 3 1:39.361 29.022 40.146 30.193 251.2 3:35.117 3 3 2:12.005 36.634 1:04.141 31.230 266.0 5:47.122 4 3 1:36.964 27.360 40.383 29.221 289.5 7:24.086								1 2 3:16.147 1:55.892 47.904 32.351 143.4 3:16.147 2 2 2:16.859 33.062 1:11.768 32.029 208.9 5:33.006 3 2 1:42.503 30.156 41.976 30.371 253.5 7:15.509 4 2 1:40.379 29.422 41.058 29.899 257.1 8:55.888 5 2 1:41.345 29.339 41.827 30.179 257.1 10:37.233 6 2 1:39.838 29.304 40.713 29.824 259.0 12:17.071 7 2 1:40.965 29.383 41.220 30.362 259.6 13:58.036 8 2 1:51.124 B 30.027 41.493 39.604 263.4 15:49.160							





European Le Mans Series

4 Hours of Barcelona

Free Practice 2

Sector Analysis

Lap under Red Flag Invalidated Lap Personal Best Session Best Crossing the pit lane

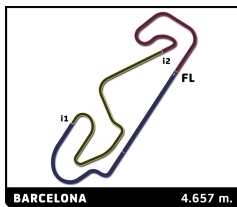
Lap	D	Time	Sector 1	Sector 2	Sector 3	T. Spd	Elapsed
9	3	4:10.098	2:56.174	42.540	31.384	145.9	19:59.258
10	3	1:43.388	30.216	42.130	31.042	257.1	21:42.646
11	3	1:42.459	29.796	42.362	30.301	256.5	23:25.105
12	3	1:41.599	29.591	41.501	30.507	255.9	25:06.704
13	3	1:41.196	29.560	41.205	30.431	257.8	26:47.900
14	3	1:45.846	31.041	43.781	31.024	260.9	28:33.746
15	3	1:42.974	29.735	42.115	31.124	257.8	30:16.720
16	3	1:49.746	B 30.077	42.325	37.344	258.4	32:06.466
17	3	3:34.672	B 2:13.305	44.085	37.282	178.5	35:41.138
18	1	11:12.850	9:52.860	44.851	35.139	174.8	46:53.988
19	1	1:44.594	30.654	42.352	31.588	250.0	48:38.582
20	1	3:11.644	53.111	1:21.812	56.721	227.8	51:50.226
21	1	1:58.111	42.744	44.037	31.330	192.5	53:48.337
22	1	1:45.508	30.524	42.973	32.011	254.7	55:33.845
23	1	1:45.337	30.873	42.810	31.654	255.9	57:19.182
24	1	1:54.099	B 30.437	45.840	37.822	254.7	59:13.281

Lap	D	Time	Sector 1	Sector 2	Sector 3	T. Spd	Elapsed
15							
RLR M Sport 1. Michael JENSEN 3. Gillian HENRION Ligier JS P325 - Toyota LMP3 2. Nick ADCOCK							
1	2	2:12.628	48.614	48.897	35.117	143.4	2:12.628
2	2	2:01.062	33.418	47.623	40.021	249.4	4:13.690
3	2	2:20.121	59.706	46.415	34.000	79.8	6:33.811
4	2	1:54.175	33.595	46.064	34.516	253.5	8:27.986
5	2	1:46.440	30.998	43.956	31.486	253.5	10:14.426
6	2	2:01.583	B 33.245	47.221	41.117	247.1	12:16.009
7	2	3:28.596	2:12.692	44.503	31.401	179.1	15:44.605
8	2	1:45.159	30.588	42.853	31.718	257.8	17:29.764
9	2	1:44.792	30.720	43.076	30.996	254.7	19:14.556
10	2	1:43.821	30.039	42.382	31.400	260.2	20:58.377
11	2	1:43.179	29.970	42.480	30.729	258.4	22:41.556
12	2	1:44.901	31.008	43.075	30.818	258.4	24:26.457
13	2	1:49.863	B 29.925	41.955	37.983	259.0	26:16.320
14	2	10:15.170	8:59.375	43.088	32.707	179.7	36:31.490
15	2	3:11.917	B 53.925	1:20.267	57.725	180.6	39:43.407
16	1	6:58.943	B 5:33.964	45.036	39.943	129.8	46:42.350
17	1	7:24.747	6:06.883	45.472	32.392	176.2	54:07.097
18	1	1:46.659	31.505	43.572	31.582	254.1	55:53.756
19	1	1:44.532	30.620	42.969	30.943	253.5	57:38.288
20	1	1:44.372	30.318	42.555	31.499	255.3	59:22.660
21	1	1:44.476	30.375	42.955	31.146	256.5	1:01:07.136
22	1	1:44.673	30.222	43.237	31.214	256.5	1:02:51.809
23	1	1:44.275	30.152	43.004	31.119	257.8	1:04:36.084
24	1	1:45.332	30.526	43.488	31.318	255.9	1:06:21.416
25	1	1:45.184	30.414	43.104	31.666	259.0	1:08:06.600
26	1	1:50.595	B 30.040	42.884	37.671	256.5	1:09:57.195
27	3	3:25.004	2:12.047	42.226	30.731	179.4	1:13:22.199
28	3	1:41.114	29.523	41.190	30.404	260.2	1:15:03.313
29	3	1:41.034	29.629	41.185	30.247	260.9	1:16:44.344
30	3	1:40.570	29.400	41.044	30.126	258.4	1:18:24.914
31	3	1:40.894	29.401	41.333	30.160	259.6	1:20:05.808
32	3	1:40.267	29.406	40.927	29.934	260.9	1:21:46.075
33	3	1:42.730	29.310	41.377	32.043	260.2	1:23:28.805
34	3	1:48.757	B 29.589	41.355	37.813	260.9	1:25:17.562

Lap	D	Time	Sector 1	Sector 2	Sector 3	T. Spd	Elapsed
35	3	2:54.517	B 1:26.149	47.285	41.083	147.9	1:28:12.079
17							
CLX Motorsport 1. Paul LANCHERE 3. Theodor JENSEN Ligier JS P325 - Toyota LMP3 2. Adrien CLOSMENIL							
1	3	3:19.465	1:59.321	46.902	33.242	151.0	3:19.465
2	3	2:16.048	31.779	1:12.879	31.390	250.6	5:35.513
3	3	1:42.732	30.086	41.727	30.919	252.3	7:18.245
4	3	1:41.212	29.997	41.541	29.674	256.5	8:59.457
5	3	1:40.013	29.259	41.040	29.714	259.0	10:39.470
6	3	1:39.164	28.824	40.896	29.444	258.4	12:18.634
7	3	1:39.954	29.264	40.910	29.780	259.6	13:58.588
8	3	1:43.234	30.560	41.664	31.010	261.5	15:41.822
9	3	1:38.977	29.182	40.547	29.248	255.3	17:20.799
10	3	1:43.624	B 29.144	40.387	34.093	258.4	19:04.423
11	2	3:58.286	2:46.688	41.177	30.424	180.0	23:02.709
12	2	1:41.459	29.502	41.928	30.029	259.0	24:44.168
13	2	1:39.896	29.569	40.868	29.459	259.0	26:24.064
14	2	1:41.390	29.245	42.270	29.875	259.6	28:05.454
15	2	1:39.592	29.273	40.600	29.719	257.8	29:45.046
16	2	1:40.332	28.812	40.525	30.995	258.4	31:25.378
17	2	1:47.973	B 29.097	41.673	37.203	256.5	33:13.351
18	1	3:29.358	2:11.843	42.940	34.575	177.9	36:42.709
19	1	3:28.559	B 1:11.216	1:20.221	57.122	79.9	40:11.268
20	1	6:34.865	5:19.798	43.534	31.533	173.6	46:46.133
21	1	1:44.182	30.668	42.569	30.945	251.7	48:30.315
22	1	3:03.221	46.716	1:20.186	56.319	252.9	51:33.536
23	1	2:06.291	51.438	43.288	31.565	79.6	53:39.827
24	1	1:43.914	30.365	42.620	30.929	252.9	55:23.741
25	1	1:46.283	31.960	43.166	31.157	254.1	57:10.024
26	1	1:43.442	30.310	42.298	30.834	254.1	58:53.466
27	1	1:45.865	30.178	43.248	32.439	255.9	1:00:39.331
28	1	1:43.242	30.270	42.039	30.903	254.7	1:02:22.543
29	1	1:43.046	30.208	42.029	30.809	254.1	1:04:05.589
30	1	1:45.615	30.631	43.319	31.665	256.5	1:05:51.204
31	1	1:43.226	30.131	42.070	31.025	255.9	1:07:34.430
32	1	1:48.339	B 30.054	42.086	36.199	254.1	1:09:22.769

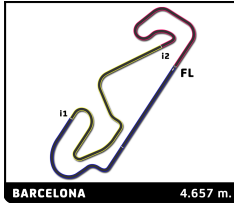
Lap	D	Time	Sector 1	Sector 2	Sector 3	T. Spd	Elapsed
18							
IDEC Sport 1. Jamie CHADWICK 3. Daniel JUNCADILLA Oreca 07 - Gibson LMP2 2. Mathys JAUBERT							
1	2	2:25.753	1:08.231	44.899	32.623	173.1	2:25.753
2	2	1:49.994	29.736	42.663	37.595	279.8	4:15.747
3	2	2:04.428	57.435	39.044	27.949	79.2	6:20.175
4	2	1:33.209	26.170	38.335	28.704	288.8	7:53.384
5	2	1:30.010	26.046	36.997	26.967	289.5	9:23.394
6	2	1:38.727	27.926	42.379	28.422	290.3	11:02.121
7	2	1:38.498	B 25.929	38.396	34.173	289.5	12:40.619
8	1	3:31.484	2:23.784	39.302	28.398	196.0	16:12.103
9	1	1:33.534	26.991	38.264	28.279	286.5	17:45.637
10	1	1:35.082	27.022	38.585	29.475	285.0	19:20.719
11	1	1:35.858	27.481	39.008	29.369	287.2	20:56.577
12	1	1:33.754	27.057	38.267	28.430	284.2	22:30.331
13	1	1:34.459	27.371	38.844	28.244	287.2	24:04.790
14	1	1:35.455	27.121	38.702	29.632	286.5	25:40.245




European Le Mans Series
4 Hours of Barcelona
Free Practice 2
Sector Analysis
Lap under Red Flag **Invalidated Lap** **Personal Best** **Session Best** **B Crossing the pit lane**

Lap	D	Time	Sector 1	Sector 2	Sector 3	T. Spd	Elapsed	Lap	D	Time	Sector 1	Sector 2	Sector 3	T. Spd	Elapsed
15	1	1:36.427	27.334	39.726	29.367	287.2	27:16.672	26	3	1:34.039	27.065	38.972	28.002	287.2	55:28.994
16	1	1:35.611	27.567	39.631	28.413	285.0	28:52.283	27	3	1:34.838	27.336	39.211	28.291	288.8	57:03.832
17	1	1:36.253	27.543	38.848	29.862	288.0	30:28.536	28	3	1:35.154	27.932	38.949	28.273	288.8	58:38.986
18	1	1:34.832	27.356	38.869	28.607	284.2	32:03.368	29	3	1:34.842	27.058	39.449	28.335	288.8	1:00:13.828
19	1	1:36.278	27.086	38.785	30.407	287.2	33:39.646	30	3	1:35.318	27.338	38.866	29.114	288.8	1:01:49.146
20	1	1:35.358	27.166	38.650	29.542	287.2	35:15.004	31	3	1:33.871	26.751	38.425	28.695	288.0	1:03:23.017
21	1	1:50.186 B	26.999	38.280	44.907	288.0	37:05.190	32	3	1:33.348	26.900	38.532	27.916	286.5	1:04:56.365
22	1	8:24.586	7:16.940	39.376	28.270	194.6	45:29.776	33	3	1:33.936	26.748	38.924	28.264	288.8	1:06:30.301
23	1	1:33.577	27.033	38.471	28.073	284.2	47:03.353	34	3	1:33.713	26.828	38.606	28.279	288.8	1:08:04.014
24	1	1:34.146	26.982	38.551	28.613	286.5	48:37.499	35	3	1:33.284	26.740	38.407	28.137	287.2	1:09:37.298
25	1	3:11.061 B	52.575	1:21.002	57.484	233.8	51:48.560	36	3	1:34.882	26.938	38.640	29.304	288.0	1:11:12.180
26	3	2:49.804	1:40.061	40.634	29.109	175.0	54:38.364	37	3	1:40.327 B	27.420	39.124	33.783	286.5	1:12:52.507
27	3	1:36.490	27.178	40.830	28.482	285.7	56:14.854	38	2	2:36.880	1:29.454	38.799	28.627	197.1	1:15:29.387
28	3	4:33.070	26.971	38.095	28.004	285.0	57:47.924	39	2	4:39.273 B	27.536	38.781	32.956	286.5	1:17:08.660
29	3	1:33.905	26.881	38.104	28.920	285.7	59:21.829	40	2	7:04.707 B	5:52.216	39.501	32.990	195.7	1:24:13.367
30	3	1:33.122	26.970	38.229	27.923	285.7	1:00:54.951	41	2	2:27.055	1:18.646	38.993	29.416	196.4	1:26:40.422
31	3	1:35.498	26.955	38.694	29.849	287.2	1:02:30.449	42	2	1:39.376	27.889	40.650	30.837	285.0	1:28:19.798
32	3	1:38.281	28.623	39.834	29.824	287.2	1:04:08.730	43	2	4:35.457	27.647	39.468	28.342	288.0	1:29:55.255
33	3	1:34.315	27.182	38.872	28.261	287.2	1:05:43.045	44	2	1:33.685	27.210	38.489	27.986	285.7	1:31:28.940
34	3	1:33.735	27.411	38.216	28.108	288.0	1:07:16.780	21 United Autosports Oreca 07 - Gibson							
35	3	4:38.874 B	26.810	38.490	33.574	288.0	1:08:55.654	1. Daniel SCHNEIDER 3. Oliver JARVIS							
36	2	2:49.752	1:41.497	39.460	28.795	195.3	1:11:45.406	2. Marino SATO LMP2 Pro/Am							
37	2	4:36.895	27.394	39.453	30.048	284.2	1:13:22.301	1	1	2:52.090	1:31.997	47.558	32.535	143.6	2:52.090
38	2	1:35.345	27.343	38.991	29.011	285.7	1:14:57.646	2	1	2:16.648 B	30.472	47.873	58.303	272.7	5:08.738
39	2	2:34.956 B	39.855	1:05.878	49.223	210.5	1:17:32.602	3	1	2:51.454	1:36.556	44.282	30.343	184.0	7:59.889
20 Algarve Pro Racing Oreca 07 - Gibson								1. Kriton LENTOUDIS 3. Olii CALDWELL							
2. Alexander QUINN LMP2 Pro/Am								4	1	1:36.324	27.938	39.249	29.137	285.0	9:36.213
1	2	2:06.971 B	45.916	43.732	37.323	147.9	2:06.971	5	1	1:35.903	27.411	39.451	29.041	288.0	11:12.116
2	2	4:35.534	3:22.592	42.843	30.096	78.4	6:42.502	6	1	1:34.731	27.284	38.967	28.480	286.5	12:46.847
3	2	1:38.983	29.187	39.607	30.189	279.1	8:21.485	7	1	1:34.526	27.207	38.839	28.480	288.8	14:21.373
4	2	1:33.120	26.464	37.107	29.549	286.5	9:54.605	8	1	1:35.711	27.076	38.932	29.703	290.3	15:57.084
5	2	1:29.832	26.097	36.883	26.852	288.8	11:24.437	9	1	1:35.576	27.463	39.342	28.771	288.0	17:32.660
6	2	1:31.254	25.836	37.182	28.236	288.8	12:55.691	10	1	1:47.692	27.733	46.037	33.922	288.0	19:20.352
7	2	1:29.684	25.969	37.017	26.698	288.8	14:25.375	11	1	1:45.427 B	27.532	40.791	37.104	286.5	21:05.779
8	2	1:30.889	26.014	37.374	27.501	290.3	15:56.264	12	2	7:00.653	5:52.083	39.181	29.389	194.2	28:06.432
9	2	1:36.156 B	25.950	37.572	32.634	288.8	17:32.420	13	2	1:32.316	26.813	37.953	27.550	286.5	29:38.748
10	1	3:13.557	2:03.749	40.145	29.663	194.6	20:45.977	14	2	4:32.923	26.560	38.742	27.624	288.0	31:11.671
11	1	1:40.293	28.748	41.549	29.996	285.7	22:26.270	15	2	1:33.614	27.639	38.127	27.848	291.9	32:45.285
12	1	1:36.022	27.677	39.444	28.901	285.0	24:02.292	16	2	1:33.171	26.593	38.912	27.666	291.9	34:18.456
13	1	1:37.096	27.890	39.517	29.689	285.7	25:39.388	17	2	1:32.195	26.553	37.989	27.653	289.5	35:50.651
14	1	1:37.805	27.592	40.131	30.082	285.7	27:17.193	18	2	2:27.705 B	26.595	1:03.017	58.093	290.3	38:18.356
15	1	1:37.832	28.028	40.132	29.672	285.7	28:55.025	19	2	7:46.632	6:37.287	39.823	29.522	195.3	46:04.988
16	1	1:38.196	27.762	39.797	30.637	285.0	30:33.221	20	2	4:36.534	27.900	40.614	28.047	287.2	47:41.519
17	1	1:37.093	27.711	39.900	29.482	285.7	32:10.314	21	2	2:03.586	26.800	39.701	57.085	287.2	49:45.105
18	1	1:36.355	27.521	39.246	29.588	285.7	33:46.669	22	2	2:52.109	1:11.883	1:11.689	28.537	79.4	52:37.214
19	1	1:38.672	28.729	40.823	29.120	285.7	35:25.341	23	2	4:33.469	26.731	38.579	27.859	288.0	54:10.383
20	1	2:01.937 B	27.828	39.736	54.373	286.5	37:27.278	24	2	1:33.073	26.733	38.463	27.877	288.8	55:43.456
21	3	8:24.509	7:12.717	39.637	29.455	126.3	45:48.787	25	2	1:53.838 B	27.687	38.797	47.354	289.5	57:37.294
22	3	4:33.904	27.488	38.635	28.078	283.5	47:22.688	26	3	15:00.536	...	41.672	29.224	191.2	1:12:37.830
23	3	1:48.243	26.996	38.836	42.411	285.7	49:10.931	27	3	1:36.231	27.698	39.300	29.233	284.2	1:14:14.061
24	3	3:09.122	1:11.923	1:22.351	34.848	79.6	52:20.053	28	3	4:35.948	27.552	39.688	28.678	285.7	1:15:49.979
25	3	1:34.902	27.510	38.557	28.835	285.0	53:54.955	29	3	4:35.626	27.403	39.595	28.628	285.7	1:17:25.605
								30	3	1:35.098	27.550	39.008	28.540	288.0	1:19:00.703
								31	3	1:35.250	27.452	38.932	28.866	287.2	1:20:35.953





European Le Mans Series
4 Hours of Barcelona
Free Practice 2

Sector Analysis

Lap under Red Flag Invalidated Lap Personal Best Session Best B Crossing the pit lane

Lap	D	Time	Sector 1	Sector 2	Sector 3	T. Spd	Elapsed
32	3	1:35.047	27.255	38.950	28.842	288.0	1:22:11.000
33	3	1:36.757	27.557	39.534	29.666	289.5	1:23:47.757
34	3	1:35.599	27.663	39.308	28.628	291.1	1:25:23.356
35	3	1:35.821	27.265	39.127	29.429	288.0	1:26:59.177
36	3	1:37.696	28.788	39.887	29.024	287.2	1:28:36.873
37	3	1:34.862	27.326	38.804	28.732	285.7	1:30:11.735

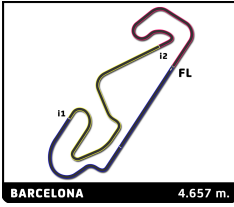
Lap	D	Time	Sector 1	Sector 2	Sector 3	T. Spd	Elapsed
1	2	2:40.237	1:21.536	46.568	32.133	150.2	2:40.237
2	2	2:10.791	30.829	44.303	55.659	249.4	4:51.028
3	2	1:50.385	39.988	41.263	29.134	227.4	6:41.413
4	2	1:37.325	26.870	38.693	31.762	286.5	8:18.738
5	2	1:33.237	26.101	38.375	28.761	287.2	9:51.975
6	2	1:35.945	26.130	37.241	32.574	289.5	11:27.920
7	2	1:30.263	25.828	37.431	27.004	288.8	12:58.183
8	2	1:30.988	26.868	37.201	26.919	290.3	14:29.171
9	2	1:36.123	25.843	37.304	32.976	289.5	16:05.294
10	3	4:16.034	3:08.126	38.679	29.229	195.7	20:21.328
11	3	1:34.553	26.814	39.076	28.663	286.5	21:55.881
12	3	1:33.239	26.852	38.631	27.756	285.7	23:29.120
13	3	1:33.385	26.727	38.247	28.411	286.5	25:02.505
14	3	1:33.728	28.087	37.940	27.701	288.0	26:36.233
15	3	1:32.948	26.820	38.115	28.013	288.0	28:09.181
16	3	1:39.538	26.897	39.092	33.549	288.8	29:48.719
17	3	1:58.033	...	39.564	28.355	109.3	45:46.752
18	3	1:33.084	27.023	38.198	27.860	283.5	47:19.833
19	3	1:39.644	26.705	38.046	34.893	285.7	48:59.477
20	3	3:15.370	1:11.809	1:21.320	42.241	79.5	52:14.847
21	3	1:36.014	27.697	39.125	29.192	287.2	53:50.861
22	3	1:34.536	27.156	39.058	28.322	288.8	55:25.397
23	3	1:37.742	28.372	39.322	30.018	289.5	57:03.109
24	3	1:40.145	27.309	38.667	34.169	286.5	58:43.254
25	1	3:40.094	2:29.870	41.179	29.045	186.2	1:02:23.348
26	1	1:35.428	27.325	39.459	28.644	285.0	1:03:58.776
27	1	1:35.035	27.227	39.353	28.455	284.2	1:05:33.811
28	1	1:40.370	27.485	39.347	33.538	286.5	1:07:14.181
29	1	7:03.080	5:54.954	39.399	28.727	192.9	1:14:17.261
30	1	1:36.371	27.121	39.385	29.865	283.5	1:15:53.632
31	1	1:34.754	27.217	38.765	28.772	283.5	1:17:28.386
32	1	1:34.625	27.023	39.091	28.511	285.0	1:19:03.011
33	1	1:34.875	27.080	39.181	28.614	285.0	1:20:37.886
34	1	1:34.759	27.163	38.904	28.692	285.0	1:22:12.645
35	1	1:38.170	27.970	40.508	29.692	287.2	1:23:50.815
36	1	1:36.244	27.242	39.453	29.549	286.5	1:25:27.059
37	1	1:35.655	27.476	39.429	28.750	287.2	1:27:02.714
38	1	1:36.938	27.844	39.405	29.689	288.8	1:28:39.652
39	1	1:34.852	27.446	38.741	28.665	282.7	1:30:14.504

Lap	D	Time	Sector 1	Sector 2	Sector 3	T. Spd	Elapsed
1	2	2:59.693	1:40.845	46.024	32.824	167.7	2:59.693
2	2	2:18.331	30.582	59.774	47.975	248.3	5:18.024

Lap	D	Time	Sector 1	Sector 2	Sector 3	T. Spd	Elapsed
3	2	1:42.800	30.468	41.901	30.431	248.8	7:00.824
4	2	1:42.958	30.077	41.915	30.966	251.2	8:43.782
5	2	1:43.014	30.197	42.014	30.803	251.2	10:26.796
6	2	1:44.239	30.417	42.351	31.474	252.3	12:11.035
7	2	1:45.121	30.514	42.818	31.789	253.5	13:56.156
8	2	1:45.627	31.401	42.955	31.271	254.1	15:41.783
9	2	1:44.339	30.865	42.334	31.140	251.7	17:26.122
10	2	1:44.009	30.508	42.465	31.036	249.4	19:10.131
11	2	1:49.526	30.755	42.369	36.402	250.6	20:59.657
12	2	7:23.212	6:07.246	42.898	33.068	177.0	28:22.869
13	2	1:44.856	30.614	42.763	31.479	250.0	30:07.725
14	2	1:51.032	30.812	42.627	37.593	251.7	31:58.757
15	1	5:42.357	3:54.689	49.072	58.596	130.1	37:41.114
16	1	8:52.327	7:30.104	47.392	34.831	122.9	46:33.441
17	1	1:48.806	31.510	45.163	32.133	247.7	48:22.247
18	1	2:56.697	39.019	1:20.807	56.871	247.7	51:18.944
19	1	2:13.727	57.954	43.638	32.135	79.3	53:32.671
20	1	1:49.695	31.425	44.663	33.607	248.8	55:22.366
21	1	1:52.785	31.816	45.537	35.432	246.6	57:15.151
22	1	1:47.744	31.468	43.910	32.366	248.8	59:02.895
23	1	1:56.031	31.768	44.019	40.244	249.4	1:00:58.926
24	1	3:05.793	1:44.471	47.208	34.114	147.7	1:04:04.719
25	1	1:46.203	31.262	43.323	31.618	246.6	1:05:50.922
26	1	1:45.850	31.277	42.932	31.641	248.3	1:07:36.772
27	1	1:44.711	30.782	42.657	31.272	248.3	1:09:21.483
28	1	1:53.344	30.939	42.905	39.500	248.8	1:11:14.827
29	3	3:42.721	2:29.980	42.108	30.633	175.3	1:14:57.548
30	3	1:42.894	30.285	41.808	30.801	250.0	1:16:40.442
31	3	1:42.513	30.224	41.780	30.509	249.4	1:18:22.955
32	3	1:42.482	30.161	41.838	30.483	250.0	1:20:05.437
33	3	1:43.806	30.829	42.216	30.761	250.0	1:21:49.243
34	3	1:44.214	30.744	42.447	31.023	251.7	1:23:33.457
35	3	1:43.437	30.391	42.031	31.015	251.2	1:25:16.894
36	3	1:44.397	30.317	42.447	31.633	250.6	1:27:01.291
37	3	1:43.725	30.579	42.133	31.013	250.6	1:28:45.016
38	3	1:43.689	30.275	42.379	31.035	250.0	1:30:28.705

Lap	D	Time	Sector 1	Sector 2	Sector 3	T. Spd	Elapsed
1	3	2:41.852	1:25.670	44.897	31.285	146.3	2:41.852
2	3	2:05.939	29.484	42.398	54.057	276.2	4:47.791
3	3	1:49.968	41.018	40.220	28.730	212.6	6:37.759
4	3	1:36.207	28.168	38.989	29.050	288.0	8:13.966
5	3	1:34.732	28.273	38.461	27.998	289.5	9:48.698
6	3	1:32.862	26.809	38.109	27.944	288.0	11:21.560
7	3	1:40.647	26.817	38.405	35.425	288.0	13:02.207
8	3	10:58.618	9:45.731	43.217	29.670	184.0	24:00.825
9	3	1:36.219	27.630	39.789	28.800	285.0	25:37.044
10	3	1:34.699	26.366	39.458	28.875	288.8	27:11.743
11	3	1:33.993	26.327	37.465	30.201	290.3	28:45.736
12	3	1:31.339	26.324	37.668	27.347	290.3	30:17.075
13	3	1:47.444	26.341	46.168	34.935	290.3	32:04.519
14	3	1:42.923	26.359	38.831	37.733	290.3	33:47.442





European Le Mans Series
4 Hours of Barcelona
Free Practice 2

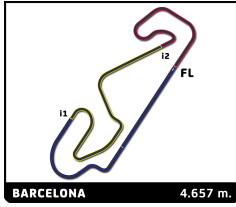
Sector Analysis

Lap	D	Time	Sector 1	Sector 2	Sector 3	T. Spd	Elapsed	Lap	D	Time	Sector 1	Sector 2	Sector 3	T. Spd	Elapsed	
15	1	13:34.723	B	...	41.195	34.331	191.2	47:22.165	28	2	1:34.603	27.959	38.605	28.039	290.3	58:38.016
16	1	6:42.905	5:04.418	40.105	28.382	79.5	53:35.070	29	2	1:35.015	27.428	39.651	27.936	289.5	1:00:13.031	
17	1	1:34.818	27.621	38.724	28.473	285.0	55:09.888	30	2	1:34.157	27.831	38.284	28.042	289.5	1:01:47.188	
18	1	1:33.682	26.882	38.112	28.688	289.5	56:43.570	31	2	1:33.000	26.796	38.241	27.963	288.8	1:03:20.188	
19	1	1:33.434	27.015	38.408	28.011	285.0	58:17.004	32	2	1:33.616	27.360	38.207	28.049	289.5	1:04:53.804	
20	1	1:36.180	27.848	38.829	29.503	286.5	59:53.184	33	2	1:34.146	26.936	39.245	27.965	289.5	1:06:27.950	
21	1	1:35.652	27.825	38.667	29.160	284.2	1:01:28.836	34	2	1:38.072	B	26.804	38.635	32.633	290.3	1:08:06.022
22	1	1:33.775	27.091	38.397	28.287	284.2	1:03:02.611	35	3	2:43.633	1:33.731	40.918	28.984	164.9	1:10:49.655	
23	1	1:35.009	28.340	38.629	28.040	286.5	1:04:37.620	36	3	1:37.180	28.354	39.660	29.166	287.2	1:12:26.835	
24	1	1:34.174	27.585	38.367	28.222	288.0	1:06:11.794	37	3	1:34.791	27.549	38.895	28.347	285.7	1:14:01.626	
25	1	1:34.492	26.812	38.408	29.272	287.2	1:07:46.286	38	3	1:33.418	26.902	38.641	27.875	288.0	1:15:35.044	
26	1	1:34.936	27.432	38.769	28.735	288.0	1:09:21.222	39	3	1:33.850	26.746	39.082	28.022	288.0	1:17:08.894	
27	1	1:34.022	27.429	38.380	28.213	285.7	1:10:55.244	40	3	1:33.867	26.901	38.682	28.284	288.0	1:18:42.761	
28	1	1:38.461	B	26.910	38.554	32.997	287.2	1:12:33.705	41	3	1:33.922	27.026	38.582	28.314	288.0	1:20:16.683
29	2	4:57.665	3:48.551	39.015	30.099	196.0	1:17:31.370	42	3	1:33.944	26.896	38.811	28.237	288.0	1:21:50.627	
30	2	1:34.831	27.265	38.763	28.803	285.7	1:19:06.201	43	3	1:37.070	27.329	39.319	30.422	290.3	1:23:27.697	
31	2	4:33.628	27.042	38.340	28.276	285.0	1:20:39.829	44	3	1:35.002	27.658	38.947	28.397	290.3	1:25:02.699	
32	2	1:33.427	26.778	38.368	28.281	286.5	1:22:13.256	45	3	1:34.757	27.161	38.970	28.626	288.0	1:26:37.456	
33	2	1:35.767	27.493	39.810	28.464	289.5	1:23:49.023	46	3	1:36.548	27.176	40.654	28.718	288.8	1:28:14.004	
34	2	1:35.309	27.192	39.649	28.468	290.3	1:25:24.332	47	3	1:34.053	27.111	38.688	28.254	286.5	1:29:48.057	
35	2	1:35.530	26.923	39.176	29.431	288.0	1:26:59.862	48	3	1:35.038	26.909	38.657	29.472	288.8	1:31:23.095	
36	2	1:34.362	27.176	39.001	28.185	287.2	1:28:34.224									
37	2	1:34.253	27.007	38.543	28.793	286.5	1:30:08.477									

25		Algarve Pro Racing		Oreca 07 - Gibson				
		1.Matthias KAISER		LMP2				
		3.Théo POURCHAIRE						
		2.Lorenzo FLUXA						
1	3	1:58.099	42.541	45.176	30.382	153.6	1:58.099	
2	3	1:39.138	28.945	39.720	30.473	259.6	3:37.237	
3	3	2:05.337	34.819	1:02.972	27.546	286.5	5:42.574	
4	3	1:29.979	25.952	37.165	26.862	288.8	7:12.553	
5	3	1:29.746	25.749	36.606	27.391	290.3	8:42.299	
6	3	1:35.958	27.297	40.145	28.516	291.1	10:18.257	
7	3	1:32.630	27.260	38.325	27.045	291.1	11:50.887	
8	3	1:36.319	B	26.584	38.016	31.719	291.1	13:27.206
9	1	7:19.076	6:11.747	38.580	28.749	195.3	20:46.282	
10	1	1:34.965	27.492	39.130	28.343	288.0	22:21.247	
11	1	1:33.148	27.025	38.209	27.914	287.2	23:54.395	
12	1	1:34.228	26.947	38.506	28.775	288.0	25:28.623	
13	1	1:34.688	27.986	38.751	27.951	286.5	27:03.311	
14	1	1:34.055	27.261	38.888	27.906	288.8	28:37.366	
15	1	1:33.917	27.120	38.352	28.445	291.1	30:11.283	
16	1	1:32.709	26.818	38.233	27.658	289.5	31:43.992	
17	1	1:32.999	26.636	37.994	28.369	290.3	33:16.991	
18	1	1:32.570	26.729	38.139	27.702	288.0	34:49.561	
19	1	1:34.983	26.620	38.916	29.447	290.3	36:24.544	
20	1	3:06.195	B	45.063	1:21.104	1:00.028	288.0	39:30.739
21	2	6:16.759	5:08.793	39.568	28.398	116.0	45:47.498	
22	2	1:33.519	27.301	38.462	27.756	286.5	47:21.017	
23	2	1:45.027	27.058	38.100	39.869	287.2	49:06.044	
24	2	3:09.756	1:11.751	1:20.644	37.361	79.7	52:15.800	
25	2	1:35.523	27.505	39.672	28.346	287.2	53:51.323	
26	2	1:34.385	27.366	38.948	28.071	289.5	55:25.708	
27	2	1:37.705	28.255	39.491	29.959	291.1	57:03.413	

27		Nielsen Racing		Oreca 07 - Gibson				
		1.Anthony WELLS		LMP2 Pro/Am				
		3.Sergio SETTE CAMARA						
		2.James ALLEN						
1	1	2:48.243	1:27.211	48.595	32.437	149.0	2:48.243	
2	1	2:12.636	29.819	45.407	57.410	279.1	5:00.879	
3	1	1:43.407	32.837	41.046	29.524	254.7	6:44.286	
4	1	1:42.719	28.972	40.927	32.820	285.7	8:27.005	
5	1	1:33.605	27.149	38.411	28.045	285.7	10:00.610	
6	1	1:32.665	26.672	38.153	27.840	287.2	11:33.275	
7	1	1:33.108	26.724	38.469	27.915	285.7	13:06.383	
8	1	1:36.050	28.632	39.264	28.154	288.8	14:42.433	
9	1	1:34.571	27.355	38.886	28.330	288.0	16:17.004	
10	1	1:40.485	B	26.959	38.697	34.829	286.5	17:57.489
11	1	4:17.842	3:10.122	39.196	28.524	190.8	22:15.331	
12	1	1:34.664	27.296	38.835	28.533	284.2	23:49.995	
13	1	1:36.148	27.058	40.299	28.791	285.7	25:26.143	
14	1	1:36.216	27.617	38.959	29.640	284.2	27:02.359	
15	1	1:36.298	27.695	39.370	29.233	284.2	28:38.657	
16	1	1:35.928	27.440	39.383	29.105	286.5	30:14.585	
17	1	1:38.715	27.165	39.873	31.677	286.5	31:53.300	
18	1	1:35.283	27.504	39.191	28.588	285.7	33:28.583	
19	1	1:35.339	27.387	39.280	28.672	286.5	35:03.922	
20	1	1:39.889	26.987	39.902	33.000	286.5	36:43.811	
21	1	3:33.614	B	1:13.435	1:21.486	58.693	78.1	40:17.425
22	3	5:46.519	4:35.789	41.362	29.368	139.5	46:03.944	
23	3	1:34.179	27.381	38.458	28.340	284.2	47:38.123	
24	3	1:59.227	27.103	37.909	54.215	283.5	49:37.350	
25	3	2:58.078	1:11.792	1:17.072	29.214	79.6	52:35.428	
26	3	1:32.138	26.665	37.862	27.611	285.7	54:07.566	
27	3	1:32.470	26.404	37.728	28.338	287.2	55:40.036	
28	3	1:44.089	B	26.814	39.471	37.804	285.7	57:24.125
29	3	2:43.199	1:35.413	38.907	28.879	197.1	1:00:07.324	





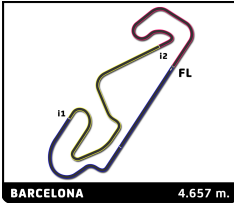
European Le Mans Series
4 Hours of Barcelona
Free Practice 2

Sector Analysis

Lap under Red Flag Invalidated Lap Personal Best Session Best Crossing the pit lane

Lap	D	Time	Sector 1	Sector 2	Sector 3	T. Spd	Elapsed	Lap	D	Time	Sector 1	Sector 2	Sector 3	T. Spd	Elapsed
30	3	1:33.322	26.880	38.332	28.110	285.0	1:01:40.646	32	1	1:37.883	27.396	39.871	30.616	285.7	1:13:34.400
31	3	1:33.244	26.936	38.281	28.027	285.7	1:03:13.890	33	1	1:42.830 B	27.498	39.973	35.359	284.2	1:15:17.230
32	3	1:33.884	26.979	38.408	28.497	285.7	1:04:47.774	34	2	4:08.755	2:58.559	40.077	30.119	196.4	1:19:25.985
33	3	1:34.061	27.204	38.600	28.257	287.2	1:06:21.835	35	2	1:36.139	27.855	39.132	29.152	282.7	1:21:02.124
34	3	1:36.655	27.347	38.434	30.874	287.2	1:07:58.490	36	2	1:36.865	27.930	39.591	29.344	285.7	1:22:38.989
35	3	1:33.325	26.848	38.353	28.124	285.0	1:09:31.815	37	2	1:36.498	27.865	39.488	29.145	288.0	1:24:15.487
36	3	1:35.212	27.156	38.790	29.266	287.2	1:11:07.027	38	2	1:36.369	27.815	39.504	29.050	288.0	1:25:51.856
37	3	1:36.777	27.423	40.920	28.434	285.0	1:12:43.804	39	2	1:35.673	27.430	39.178	29.065	286.5	1:27:27.529
38	3	1:35.248	27.078	39.306	28.834	285.7	1:14:19.022	40	2	1:36.912	27.667	39.763	29.482	286.5	1:29:04.441
39	3	1:40.991 B	27.451	39.329	34.211	284.2	1:16:00.013	41	2	1:35.538	27.492	38.925	29.121	285.7	1:30:39.979
40	2	2:45.023	1:37.435	39.069	28.519	196.7	1:18:45.036	29 TDS Racing Oreca 07 - Gibson							
41	2	1:34.964	27.263	38.834	28.867	285.0	1:20:20.000	1.Rodrigo SALES LMP2 Pro/Am							
42	2	1:33.916	27.034	38.654	28.228	284.2	1:21:53.916	2.Mathias BECHE 3.Clément NOVALAK							
43	2	1:34.815	26.773	38.589	29.453	286.5	1:23:28.731	1	1	2:13.031	52.778	47.471	32.782	142.1	2:13.031
44	2	1:35.842	27.395	39.663	28.784	287.2	1:25:04.573	2	1	1:43.987	30.595	42.293	31.099	271.4	3:57.018
45	2	1:36.105	27.685	39.282	29.138	286.5	1:26:40.678	3	1	2:13.551	1:02.114	42.658	28.779	79.3	6:10.569
46	2	1:36.597	27.674	39.590	29.333	289.5	1:28:17.275	4	1	1:35.107	27.054	38.105	29.948	288.8	7:45.676
47	2	1:35.453	27.375	39.502	28.576	285.7	1:29:52.728	5	1	1:33.198	27.704	37.867	27.627	285.7	9:18.874
48	2	1:34.531	27.270	38.742	28.519	286.5	1:31:27.259	6	1	1:31.658	26.382	37.797	27.479	285.7	10:50.532
28 IDEC Sport Oreca 07 - Gibson								1.Paul LAFARGUE LMP2							
2.Job VAN UITERT 3.Paul-Loup CHATIN								7							
1	2	2:25.196	1:06.951	45.322	32.923	179.1	2:25.196	8	1	1:34.764	26.377	39.348	29.039	288.0	12:25.296
2	2	1:49.166	29.152	41.725	38.289	278.4	4:14.362	9	1	1:33.298	26.626	38.018	28.654	288.8	13:58.594
3	2	2:08.962	59.551	40.335	29.076	79.2	6:23.324	10	1	1:35.064	28.369	38.502	28.190	288.8	15:33.655
4	2	1:33.397	26.177	37.143	30.077	289.5	7:56.721	11	2	1:39.577 B	26.406	38.768	34.403	288.8	17:13.232
5	2	1:30.086	25.967	36.987	27.132	288.8	9:26.807	12	2	4:00.385	2:52.964	38.496	28.925	194.9	21:13.617
6	2	1:29.720	26.073	36.896	26.751	289.5	10:56.527	13	2	1:35.058	27.713	39.002	28.343	287.2	22:48.675
7	2	1:35.576 B	25.892	37.088	32.596	288.8	12:32.103	14	2	1:33.607	26.666	38.876	28.065	288.0	24:22.282
8	3	3:52.186	2:43.513	40.172	28.501	197.1	16:24.289	15	2	1:32.653	26.646	38.295	27.712	290.3	27:27.615
9	3	1:31.375	26.361	37.636	27.378	287.2	17:55.664	16	2	1:34.117	26.762	38.058	29.297	289.5	29:01.732
10	3	1:32.301	26.483	37.788	28.030	288.8	19:27.965	17	2	1:38.459	27.159	41.075	30.225	288.0	30:40.191
11	3	1:34.661	27.197	39.715	27.749	287.2	21:02.626	18	2	1:31.831	26.273	37.897	27.661	289.5	32:12.022
12	3	1:33.374	26.659	38.621	28.094	288.8	22:35.997	19	2	1:33.189	26.650	38.640	27.899	290.3	33:45.211
13	3	1:39.832 B	26.724	38.156	34.952	287.2	24:15.829	20	2	1:39.194 B	27.970	38.221	33.003	290.3	35:24.405
14	3	4:12.707	3:02.888	40.187	29.632	198.2	28:28.536	21	2	10:19.689	9:12.023	39.196	28.470	100.2	45:44.094
15	3	1:33.097	26.714	38.511	27.872	288.8	30:01.633	22	2	1:33.386	26.978	38.193	28.215	284.2	47:17.480
16	3	1:33.297	26.631	38.146	28.520	288.8	31:34.930	23	2	1:37.372	26.821	38.063	32.488	285.7	48:54.852
17	3	1:33.551	27.146	38.506	27.899	289.5	33:08.481	24	2	3:19.244	1:11.969	1:21.356	45.919	79.5	52:14.096
18	3	1:33.156	26.657	38.347	28.152	288.8	34:41.637	25	2	1:39.397	28.702	39.732	30.963	282.7	53:53.493
19	3	1:44.869 B	26.905	38.151	39.813	288.8	36:26.506	26	2	1:34.611	27.109	38.506	28.996	286.5	55:28.104
20	3	9:42.081 B	8:25.956	40.136	35.989	144.4	46:08.587	27	2	1:45.925 B	27.444	39.083	39.398	287.2	57:14.029
21	1	4:54.986	2:37.674	1:20.229	57.083	192.9	51:03.573	28	3	2:39.826	1:30.537	40.071	29.218	193.2	59:53.855
22	1	2:16.257	1:05.158	41.988	29.111	79.4	53:19.830	29	3	1:35.656	27.854	39.167	28.635	288.8	1:01:29.511
23	1	1:34.282	27.090	38.924	28.268	285.0	54:54.112	30	3	1:34.416	27.264	38.785	28.367	285.7	1:03:03.927
24	1	1:34.265	27.033	38.816	28.416	288.0	56:28.377	31	3	1:36.412	27.193	40.043	29.176	288.0	1:04:40.339
25	1	1:34.493	27.315	38.822	28.356	288.0	58:02.870	32	3	1:35.845	27.401	39.292	29.152	287.2	1:06:16.184
26	1	1:35.015	26.968	38.739	29.308	287.2	59:37.885	33	3	1:34.252	27.220	38.708	28.324	288.8	1:07:50.436
27	1	1:34.070	26.999	38.819	28.252	286.5	1:01:11.955	34	3	1:35.695	27.071	39.126	29.498	288.0	1:09:26.131
28	1	1:36.160	26.917	40.413	28.830	288.0	1:02:48.115	35	3	1:34.676	27.373	38.924	28.379	285.7	1:11:00.807
29	1	1:34.102	26.781	38.853	28.468	287.2	1:04:22.217	36	3	1:33.981	27.076	38.562	28.343	288.8	1:12:34.788
30	1	1:44.067 B	27.592	41.468	35.007	289.5	1:06:06.284	37	3	1:36.081	27.055	39.145	29.881	288.8	1:14:10.869
31	1	5:50.233	4:41.315	39.664	29.254	196.4	1:11:56.517	38	3	1:35.555	28.486	38.582	28.487	287.2	1:15:46.424
								39	3	1:36.083	27.493	38.836	29.754	286.5	1:17:22.507
								40	3	1:34.749	27.326	38.609	28.814	285.7	1:18:57.256





European Le Mans Series
4 Hours of Barcelona
Free Practice 2

Sector Analysis

Lap under Red Flag Invalidated Lap Personal Best Session Best Crossing the pit lane

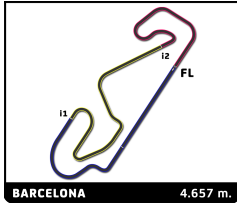
Lap	D	Time	Sector 1	Sector 2	Sector 3	T. Spd	Elapsed	Lap	D	Time	Sector 1	Sector 2	Sector 3	T. Spd	Elapsed
41	3	1:33.927	27.106	38.442	28.379	285.7	1:20:31.183	44	2	1:37.036	27.900	40.105	29.031	288.8	1:25:36.875
42	3	1:35.306	27.597	38.925	28.784	288.8	1:22:06.489	45	2	1:35.379	27.528	39.250	28.601	288.8	1:27:12.254
43	3	1:34.890	27.658	38.586	28.646	287.2	1:23:41.379	46	2	1:34.394	27.028	38.654	28.712	288.0	1:28:46.648
44	3	1:35.326	27.056	38.762	29.508	288.8	1:25:16.705	47	2	1:36.442	28.481	39.274	28.687	285.7	1:30:23.090
45	3	1:35.560	27.736	38.771	29.053	288.0	1:26:52.265								
46	3	1:34.345	27.022	38.688	28.635	288.0	1:28:26.610								
47	3	1:35.420	27.296	38.816	29.308	287.2	1:30:02.030								

30		Duqueine Team		Oreca 07 - Gibson			
		1.Francesco SIMONAZZI	3.Reshad DE GÉRUS	LMP2			
		2.Roy NISSANY					
1	3	2:44.657	1:27.710	44.485	32.462	173.4	2:44.657
2	3	2:03.713	28.778	41.109	53.826	282.7	4:48.370
3	3	1:50.562	41.036	40.425	29.101	213.0	6:38.932
4	3	1:35.623	27.605	39.278	28.740	288.0	8:14.555
5	3	1:35.120	27.931	38.765	28.424	289.5	9:49.675
6	3	1:39.920	27.048	38.503	34.369	288.8	11:29.595
7	3	4:03.663	2:47.690	43.523	32.450	183.4	15:33.258
8	3	1:36.663	28.940	39.494	28.229	250.0	17:09.921
9	3	1:44.160	26.366	48.213	29.581	288.0	18:54.081
10	3	1:29.859	26.090	36.828	26.941	289.5	20:23.940
11	3	1:34.687	26.872	39.089	28.726	290.3	21:58.627
12	3	1:33.665	26.922	37.314	29.429	290.3	23:32.292
13	3	1:30.502	25.862	37.577	27.063	289.5	25:02.794
14	3	1:38.628	28.037	38.275	32.316	288.8	26:41.422
15	1	3:44.176	2:35.452	40.581	28.143	191.5	30:25.598
16	1	1:34.304	27.728	38.299	28.277	288.8	31:59.902
17	1	1:33.491	26.713	38.871	27.907	288.0	33:33.393
18	1	1:36.378	26.633	41.765	27.980	289.5	35:09.771
19	1	1:41.271	26.541	38.205	36.525	288.8	36:51.042
20	1	3:31.002	1:11.732	1:21.162	58.108	79.6	40:22.044
21	1	5:43.652	4:34.403	39.997	29.252	161.2	46:05.696
22	1	1:38.669	28.692	40.902	29.075	285.0	47:44.365
23	1	2:11.370	27.440	46.913	57.017	285.0	49:55.735
24	1	2:46.409	1:11.887	1:05.826	28.696	79.6	52:42.144
25	1	1:33.899	27.782	38.219	27.898	283.5	54:16.043
26	1	1:33.461	26.683	38.947	27.831	288.0	55:49.504
27	1	1:33.889	26.741	38.695	28.453	287.2	57:23.393
28	1	1:35.764	27.151	39.402	29.211	285.7	58:59.157
29	1	1:40.715	26.860	40.281	33.574	285.7	1:00:39.872
30	2	2:48.721	1:41.337	39.058	28.326	188.2	1:03:28.593
31	2	1:33.732	26.860	38.539	28.333	286.5	1:05:02.325
32	2	1:34.435	27.592	38.569	28.274	288.0	1:06:36.760
33	2	1:34.845	27.326	39.185	28.334	285.0	1:08:11.605
34	2	1:35.073	26.793	39.909	28.371	286.5	1:09:46.678
35	2	1:33.412	26.890	38.418	28.104	286.5	1:11:20.090
36	2	1:34.874	26.818	39.441	28.615	288.0	1:12:54.964
37	2	1:35.493	26.913	38.534	29.749	287.2	1:14:30.157
38	2	1:34.264	27.120	38.779	28.365	285.0	1:16:04.421
39	2	1:34.994	26.953	38.813	29.228	285.7	1:17:39.415
40	2	1:34.632	27.333	38.820	28.479	286.5	1:19:14.047
41	2	1:36.008	27.293	40.043	28.672	288.0	1:20:50.055
42	2	1:34.521	26.986	38.975	28.560	286.5	1:22:24.576
43	2	1:35.263	27.058	39.266	28.939	288.8	1:23:59.839

31		Racing Spirit of Lemans		Ligier JS P325 - Toyota			
		1.Jacques WOLFF	3.Marius FOSSARD	LMP3			
		2.Jean-Ludovic FOUBERT					
1	3	4:18.217	2:45.948	49.207	43.062	121.9	4:18.217
2	3	2:14.328	57.858	44.175	32.295	79.6	6:32.545
3	3	1:48.658	35.526	42.733	30.399	255.3	8:21.203
4	3	1:39.273	29.164	40.669	29.440	255.3	10:00.476
5	3	1:40.012	29.011	40.977	30.024	258.4	11:40.488
6	3	1:39.585	29.401	40.728	29.456	257.8	13:20.073
7	3	4:43.995	28.979	40.634	34.382	257.8	15:04.068
8	1	4:18.313	3:02.712	42.823	32.778	177.0	19:22.381
9	1	1:45.466	30.886	43.169	31.411	254.7	21:07.847
10	1	1:45.557	31.174	42.974	31.409	254.7	22:53.404
11	1	1:44.455	30.396	42.702	31.357	255.3	24:37.859
12	1	1:44.040	30.356	42.517	31.167	255.3	26:21.899
13	1	1:43.499	30.201	42.184	31.114	254.1	28:05.398
14	1	1:44.113	30.660	42.395	31.058	248.3	29:49.511
15	1	1:42.932	30.142	42.068	30.722	256.5	31:32.443
16	1	1:43.975	30.316	42.797	30.862	257.8	33:16.418
17	1	1:42.805	30.140	41.999	30.666	257.1	34:59.223
18	1	1:51.313	29.873	42.613	38.827	258.4	36:50.536
19	2	9:06.619	7:50.363	43.327	32.929	104.4	45:57.155
20	2	1:44.456	30.321	42.589	31.546	253.5	47:41.611
21	2	2:20.420	30.318	53.535	56.567	254.1	50:02.031
22	2	2:48.591	1:11.267	1:04.531	32.793	79.7	52:50.622
23	2	1:43.610	30.537	42.133	30.940	255.3	54:34.232
24	2	1:44.614	30.143	43.289	31.182	255.3	56:18.846
25	2	1:43.389	30.307	42.185	30.897	254.1	58:02.235
26	2	1:43.047	30.173	41.969	30.905	255.3	59:45.282
27	2	1:43.928	30.083	42.323	31.522	254.7	1:01:29.210
28	2	1:51.141	30.409	42.234	38.498	256.5	1:03:20.351
29	3	3:28.109	2:10.030	42.549	35.530	179.1	1:06:48.460
30	1	3:38.488	2:16.453	43.720	38.315	169.8	1:10:26.948
31	2	2:57.582	1:35.619	44.154	37.809	173.4	1:13:24.530
32	3	3:30.816	2:12.481	42.630	35.705	179.4	1:16:55.346
33	1	3:35.786	2:13.271	44.438	38.077	161.2	1:20:31.132
34	2	3:36.442	2:11.782	44.662	39.998	170.6	1:24:07.574
35	3	4:14.729	2:28.980	58.095	47.654	101.6	1:28:22.303

34		Inter Europol Competition		Oreca 07 - Gibson			
		1.Pedro PERINO	3.Luca GHIOTTO	LMP2			
		2.Jean-Baptiste SIMMENAUI					
1	3	2:36.553	1:17.980	45.978	32.595	150.0	2:36.553
2	3	2:01.738	30.514	41.396	49.828	245.5	4:38.291
3	3	1:55.232	47.596	39.276	28.360	107.4	6:33.523
4	3	1:35.914	26.395	37.309	32.210	288.0	8:09.437
5	3	1:29.034	25.918	36.505	26.611	288.0	9:38.471
6	3	1:35.288	25.811	37.245	32.232	290.3	11:13.759
7	3	2:38.298	1:31.262	38.763	28.273	197.1	13:52.057
8	3	1:32.541	26.582	38.710	27.249	291.1	15:24.598





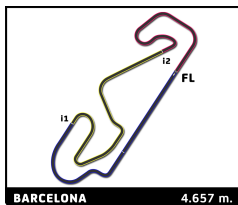
European Le Mans Series
4 Hours of Barcelona
Free Practice 2

Sector Analysis

Lap under Red Flag Invalidated Lap Personal Best Session Best B Crossing the pit lane

Lap	D	Time	Sector 1	Sector 2	Sector 3	T. Spd	Elapsed	Lap	D	Time	Sector 1	Sector 2	Sector 3	T. Spd	Elapsed
9	3	1:32.572	26.147	37.131	29.294	289.5	16:57.170	14	1	1:41.803	29.876	41.631	30.296	259.6	27:34.551
10	3	1:30.518	26.220	37.192	27.106	290.3	18:27.688	15	1	1:41.846	29.726	41.773	30.347	260.9	29:16.397
11	3	1:31.649	26.949	37.431	27.269	289.5	19:59.337	16	1	1:41.929	29.750	41.761	30.418	260.2	30:58.326
12	3	1:32.489	27.462	37.809	27.218	291.9	21:31.826	17	1	1:43.134	29.606	42.982	30.546	262.1	32:41.460
13	3	1:36.171 B	26.203	37.451	32.517	290.3	23:07.997	18	1	1:42.869	29.855	41.936	31.078	261.5	34:24.329
14	1	3:06.087	1:55.503	41.240	29.344	186.9	26:14.084	19	1	1:43.043	30.147	41.633	31.263	259.6	36:07.372
15	1	1:34.741	27.285	38.461	28.995	286.5	27:48.825	20	1	2:44.451 B	29.914	1:17.361	57.176	258.4	38:51.823
16	1	1:35.496	27.158	38.420	29.918	286.5	29:24.321	21	2	7:10.101	5:54.696	44.397	31.008	148.1	46:01.924
17	1	1:34.184	27.288	38.298	28.598	284.2	30:58.505	22	2	1:44.346	30.387	42.918	31.041	254.7	47:46.270
18	1	1:35.493	27.422	39.274	28.797	288.0	32:33.998	23	2	2:21.214	29.955	55.344	55.915	255.3	50:07.484
19	1	1:34.157	27.008	38.777	28.372	288.8	34:08.155	24	2	2:42.185	1:10.487	1:00.635	31.063	80.5	52:49.669
20	1	1:34.836	26.893	38.203	29.740	288.8	35:42.991	25	2	1:42.184	30.106	41.726	30.352	254.7	54:31.853
21	1	2:22.364 B	27.582	56.046	58.736	288.0	38:05.355	26	2	1:42.746	29.854	42.467	30.425	256.5	56:14.599
22	1	7:32.989	6:22.723	40.201	30.065	192.2	45:38.344	27	2	1:41.961	29.914	41.471	30.576	255.9	57:56.560
23	1	1:35.391	27.494	39.514	28.383	285.0	47:13.735	28	2	1:41.536	29.819	41.344	30.373	256.5	59:38.096
24	1	1:33.530	26.990	38.283	28.257	286.5	48:47.265	29	2	1:41.483	29.749	41.514	30.220	257.1	1:01:19.579
25	1	3:23.325	1:11.118	1:21.222	50.985	79.6	52:10.590	30	2	1:46.885 B	29.752	41.621	35.512	256.5	1:03:06.464
26	1	1:38.242	27.925	40.412	29.905	282.7	53:48.832	31	3	3:28.002	2:13.976	42.974	31.052	165.6	1:06:34.466
27	1	1:36.140	27.289	39.168	29.683	287.2	55:24.972	32	3	1:43.699	29.930	42.637	31.132	257.1	1:08:18.165
28	1	1:48.358 B	28.034	39.425	40.899	286.5	57:13.330	33	3	1:41.587	29.856	41.474	30.257	260.9	1:09:59.752
29	2	2:39.782	1:30.419	39.623	29.740	196.4	59:53.112	34	3	1:41.492	29.599	41.494	30.399	256.5	1:11:41.244
30	2	1:37.455	28.517	40.068	28.870	280.5	1:01:30.567	35	3	1:42.078	29.610	41.666	30.802	257.1	1:13:23.322
31	2	1:35.667	27.919	39.121	28.627	283.5	1:03:06.234	36	3	1:41.947	29.509	41.664	30.774	257.8	1:15:05.269
32	2	1:35.423	27.278	39.552	28.593	286.5	1:04:41.657	37	3	1:41.694	29.818	41.532	30.344	257.8	1:16:46.963
33	2	1:35.276	27.195	39.272	28.809	286.5	1:06:16.933	38	3	1:42.044	29.525	41.292	31.227	257.1	1:18:29.007
34	2	1:36.018	27.236	39.623	29.159	286.5	1:07:52.951	39	3	1:41.897	30.092	41.516	30.289	255.3	1:20:10.904
35	2	1:36.172	27.645	39.802	28.725	286.5	1:09:29.123	40	3	1:47.443 B	29.787	41.987	35.669	258.4	1:21:58.347
36	2	1:37.497	28.287	39.703	29.507	289.5	1:11:06.620	41	1	3:39.055 B	2:14.428	45.198	39.429	179.4	1:25:37.402
37	2	1:38.497	27.792	41.235	29.470	288.0	1:12:45.117	42	2	3:32.160 B	2:12.206	42.740	37.214	178.2	1:29:09.562
38	2	1:35.565	27.563	39.325	28.677	285.0	1:14:20.682	37 CLX - Pure Rxcing Oreca 07 - Gibson							
39	2	1:36.107	27.566	39.255	29.286	286.5	1:15:56.789	1.Aliaksandr MALYKHIN 3.Tom BLOMQVIST							
40	2	1:42.704 B	28.108	39.358	35.238	289.5	1:17:39.493	2.Tristan VAUTIER LMP2							
41	3	3:32.332	2:19.521	42.463	30.348	190.5	1:21:11.825	1	3	2:14.481	55.390	46.684	32.407	154.7	2:14.481
42	3	1:40.679 B	27.767	39.133	33.779	282.7	1:22:52.504	2	3	1:41.293	30.245	41.205	29.843	249.4	3:55.774
43	1	3:12.177	2:01.821	40.659	29.697	194.2	1:26:04.681	3	3	2:13.447	58.500	45.053	29.894	77.4	6:09.221
44	1	1:46.188 B	28.259	39.823	38.106	283.5	1:27:50.869	4	3	1:35.212	26.209	36.960	32.043	288.8	7:44.433
45	2	3:05.142	1:57.005	39.346	28.794	193.9	1:30:56.011	5	3	1:29.395	25.872	36.606	26.917	288.8	9:13.828
35 Ultimate Ligier JS P325 - Toyota								3.Matthieu LAHAYE LMP3							
1.Louis ROSSI								2.Jean-Baptiste LAHAYE							
1	3	2:45.935	1:24.453	47.357	34.125	146.9	2:45.935	6	3	1:38.861	28.921	40.630	29.310	260.2	11:49.734
2	3	2:12.300	31.507	45.018	55.775	254.1	4:58.235	7	3	1:40.148	29.447	40.959	29.742	260.9	13:29.882
3	3	1:50.054	36.858	42.364	30.832	224.5	6:48.289	8	3	1:46.736 B	29.371	41.689	35.676	261.5	15:16.618
4	3	1:42.727	29.922	41.603	31.202	256.5	8:31.016	9	1	3:42.938	2:28.980	42.967	30.991	179.7	18:59.556
5	3	1:39.857	29.082	41.322	29.453	259.6	10:10.873	10	1	1:42.931	30.113	42.088	30.730	258.4	20:42.487
6	3	1:38.861	28.921	40.630	29.310	260.2	11:49.734	11	1	1:45.583	29.963	43.671	31.949	260.2	22:28.070
7	3	1:40.148	29.447	40.959	29.742	260.9	13:29.882	12	1	1:42.460	29.995	41.814	30.651	259.6	24:10.530
8	3	1:46.736 B	29.371	41.689	35.676	261.5	15:16.618	13	1	1:42.218	29.759	41.781	30.678	259.6	25:52.748
9	1	3:42.938	2:28.980	42.967	30.991	179.7	18:59.556								
10	1	1:42.931	30.113	42.088	30.730	258.4	20:42.487								
11	1	1:45.583	29.963	43.671	31.949	260.2	22:28.070								
12	1	1:42.460	29.995	41.814	30.651	259.6	24:10.530								
13	1	1:42.218	29.759	41.781	30.678	259.6	25:52.748								
								18 1 8:58.687 7:49.509 40.196 28.982 188.2 46:35.293							
								19 1 1:40.826 29.075 42.263 29.488 287.2 48:16.119							
								20 1 2:45.011 B 28.619 1:18.306 58.086 285.0 51:01.130							
								21 1 2:41.955 1:32.761 40.092 29.102 148.1 53:43.085							





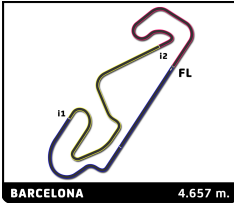
European Le Mans Series 4 Hours of Barcelona Free Practice 2

Sector Analysis

Lap under Red Flag Invalidated Lap Personal Best Session Best Crossing the pit lane

Lap	D	Time	Sector 1	Sector 2	Sector 3	T. Spd	Elapsed	Lap	D	Time	Sector 1	Sector 2	Sector 3	T. Spd	Elapsed
22	1	1:37.843	28.188	39.762	29.893	287.2	55:20.928	30	1	1:35.535	27.394	38.947	29.194	285.7	1:12:46.882
23	1	1:38.002	27.477	40.642	29.883	285.7	56:58.930	31	1	1:35.391	27.497	39.006	28.888	285.0	1:14:22.273
24	1	1:34.735	27.213	38.772	28.750	286.5	58:33.665	32	1	1:36.152	27.754	39.102	29.296	285.7	1:15:58.425
25	1	1:35.090	27.042	38.563	29.485	287.2	1:00:08.755	33	1	1:37.607	27.635	44.087	28.885	287.2	1:17:36.032
26	1	1:34.120	27.190	38.685	28.245	285.7	1:01:42.875	34	1	1:41.038 B	27.465	38.917	34.656	287.2	1:19:17.070
27	1	1:34.267	27.028	38.803	28.436	288.0	1:03:17.142	35	3	2:49.087	1:37.843	41.571	29.673	185.9	1:22:06.157
28	1	1:34.245	27.007	38.658	28.580	288.8	1:04:51.387	36	3	1:37.850	29.002	39.723	29.125	270.0	1:23:44.007
29	1	1:40.617 B	27.629	39.529	33.459	289.5	1:06:32.004	37	3	1:40.720 B	27.513	39.002	34.205	285.7	1:25:24.727
30	1	3:41.653	2:31.480	40.523	29.650	186.9	1:10:13.657	38	2	2:52.067	1:43.300	39.403	29.364	196.0	1:28:16.794
31	1	1:36.636	27.907	39.644	29.085	285.7	1:11:50.293	39	2	1:34.913	27.499	38.897	28.517	285.7	1:29:51.707
32	1	1:35.648	27.532	39.079	29.037	285.7	1:13:25.941	40	2	1:33.989	27.003	38.665	28.321	286.5	1:31:25.696
33	1	1:37.519	27.582	39.753	30.184	285.7	1:15:03.460	47 CLX Motorsport Oreca 07 - Gibson 1.Manuel ESPIRITO SANTO3.Luis Felipe DERANI LMP2 2.Enzo FITTIPALDI							
34	1	1:37.000	27.747	39.148	30.105	285.7	1:16:40.460	1	1	2:17.974	58.592	47.519	31.863	149.4	2:17.974
35	1	1:36.561	27.605	39.595	29.361	282.0	1:18:17.021	2	1	1:42.267	29.933	41.518	30.816	242.2	4:00.241
36	1	1:42.579 B	27.485	40.264	34.830	286.5	1:19:59.600	3	1	2:13.636	1:04.907	40.217	28.512	79.2	6:13.877
37	2	2:38.509	1:29.801	39.133	29.575	197.4	1:22:38.109	4	1	1:34.597	27.967	38.631	27.999	261.5	7:48.474
38	2	1:35.058	27.217	38.812	29.029	286.5	1:24:13.167	5	1	1:33.894	26.360	38.151	29.383	288.8	9:22.368
39	2	1:33.995	27.126	38.578	28.294	286.5	1:25:47.162	6	1	1:29.871	25.768	37.259	26.844	289.5	10:52.239
40	2	1:34.169	27.082	38.719	28.368	288.0	1:27:21.331	7	1	1:41.264	25.991	44.913	30.357	288.8	12:33.500
41	2	1:34.508	27.363	38.767	28.378	287.2	1:28:55.839	8	1	1:37.102 B	26.010	37.512	33.580	289.5	14:10.602
42	2	1:34.445	27.144	38.720	28.584	287.2	1:30:30.284	9	2	11:20.485	...	41.102	29.535	193.5	25:31.087
43 Inter Europol Competition Oreca 07 - Gibson 1.Jakub SMIECHOWSKI 3.Nicholas YELLOLY LMP2 2.Tom DILLMANN								10	2	1:37.083	29.286	39.446	28.351	288.0	27:08.170
1	2	2:29.838	1:11.771	46.188	31.879	146.3	2:29.838	11	2	1:34.259	26.877	39.212	28.170	285.0	28:42.429
2	2	1:59.451	29.409	41.491	48.551	253.5	4:29.289	12	2	1:33.309	26.707	38.290	28.312	287.2	30:15.738
3	2	2:01.256	51.980	38.753	30.523	79.0	6:30.545	13	2	1:37.008	26.946	39.202	30.860	285.7	31:52.746
4	2	1:35.208	26.498	36.590	32.120	288.0	8:05.753	14	2	1:33.071	27.017	38.205	27.849	285.0	33:25.817
5	2	1:28.741	25.862	36.404	26.475	288.0	9:34.494	15	2	1:33.705	27.539	38.298	27.868	286.5	34:59.522
6	2	1:32.797	25.665	36.701	30.431	290.3	11:07.291	16	2	1:33.351	26.816	38.067	28.468	288.8	36:32.873
7	2	1:35.314 B	25.689	36.715	32.910	290.3	12:42.605	17	2	3:13.828 B	55.109	1:21.083	57.636	164.4	39:46.701
8	3	2:48.781	1:40.574	38.807	29.400	194.9	15:31.386	18	2	6:51.134	5:41.106	40.580	29.448	190.5	46:37.835
9	3	1:32.769	27.608	37.589	27.572	288.0	17:04.155	19	2	1:36.288	27.340	40.279	28.669	284.2	48:14.123
10	3	1:32.590	26.456	37.927	28.207	288.0	18:36.745	20	2	2:42.851	27.837	1:17.858	57.156	280.5	50:56.974
11	3	1:31.277	26.233	37.310	27.734	288.0	20:08.022	21	2	2:16.770	1:08.585	39.935	28.250	79.5	53:13.744
12	3	1:31.746	26.312	37.582	27.852	287.2	21:39.768	22	2	1:33.911	27.592	38.285	28.034	279.8	54:47.655
13	3	1:33.046	27.785	37.731	27.530	288.8	23:12.814	23	2	1:34.430	26.926	39.053	28.451	285.0	56:22.085
14	3	1:31.566	26.224	37.308	28.034	288.8	24:44.380	24	2	1:33.451	26.884	38.288	28.279	285.7	57:55.536
15	3	1:32.001	26.404	38.124	27.473	287.2	26:16.381	25	2	1:32.789	26.891	38.022	27.876	285.7	59:28.325
16	3	1:38.995 B	27.662	38.397	32.936	289.5	27:55.376	26	2	1:33.606	27.095	38.631	27.880	288.0	1:01:01.931
17	3	9:24.826 B	7:53.587	39.529	51.710	197.1	37:20.202	27	2	1:32.770	26.707	38.089	27.974	289.5	1:02:34.701
18	3	8:11.168	7:04.074	38.944	28.150	195.3	45:31.370	28	2	1:39.669 B	27.235	39.317	33.117	288.8	1:04:14.370
19	3	1:32.651	26.794	37.927	27.930	285.7	47:04.021	29	2	2:40.323	1:32.245	39.504	28.574	195.7	1:06:54.693
20	3	1:41.339 B	26.817	38.614	35.908	288.8	48:45.360	30	2	1:35.026	27.241	39.357	28.428	286.5	1:08:29.719
21	1	9:34.948	8:25.917	40.236	28.795	195.3	58:20.308	31	2	1:34.411	27.198	38.890	28.323	287.2	1:10:04.130
22	1	1:35.871	27.310	40.013	28.548	284.2	59:56.179	32	2	1:34.593	27.196	39.202	28.195	285.7	1:11:38.723
23	1	1:35.914	27.825	39.229	28.860	287.2	1:01:32.093	33	2	1:33.814	26.876	38.888	28.050	285.0	1:13:12.537
24	1	1:35.186	27.382	38.995	28.809	287.2	1:03:07.279	34	2	1:38.815 B	26.954	38.680	33.181	288.8	1:14:51.352
25	1	1:39.171	27.234	42.606	29.331	286.5	1:04:46.450	35	3	2:32.495	1:23.155	40.292	29.048	189.5	1:17:23.847
26	1	1:34.904	27.151	38.669	29.084	285.0	1:06:21.354	36	3	1:35.337	27.421	39.190	28.726	286.5	1:18:59.184
27	1	1:38.623	28.306	39.227	31.090	283.5	1:07:59.977	37	3	1:35.517	27.901	38.987	28.629	288.0	1:20:34.701
28	1	1:34.469	27.149	38.806	28.514	286.5	1:09:34.446	38	3	1:34.888	27.114	39.003	28.771	288.0	1:22:09.589
29	1	1:36.901	27.555	39.280	30.066	285.7	1:11:11.347	39	3	1:35.729	27.035	40.046	28.648	287.2	1:23:45.318





European Le Mans Series
4 Hours of Barcelona
Free Practice 2

Sector Analysis

Lap under Red Flag Invalidated Lap Personal Best Session Best Crossing the pit lane

Lap	D	Time	Sector 1	Sector 2	Sector 3	T. Spd	Elapsed
40	3	1:34.831	27.143	39.047	28.641	288.8	1:25:20.149
41	3	1:35.100	27.004	39.289	28.807	288.8	1:26:55.249
42	3	1:34.299	27.067	38.739	28.493	288.8	1:28:29.548
43	3	1:34.288	27.195	38.611	28.482	290.3	1:30:03.836

48	VDS Panis Racing		Oreca 07 - Gibson	
	1.Oliver GRAY	3.Esteban MASSON	LMP2	
	2.Charles MILESI			

1	2	2:04.169	48.257	44.972	30.940	167.2	2:04.169
2	2	1:48.286	29.148	40.432	38.706	271.4	3:52.455
3	2	3:58.761	2:44.049	44.256	30.456	179.7	7:51.216
4	2	1:38.032	29.246	40.997	27.789	256.5	9:29.248
5	2	1:30.166	26.221	37.191	26.754	286.5	10:59.414
6	2	1:29.739	26.177	36.817	26.745	290.3	12:29.153
7	2	1:30.693	26.456	37.175	27.062	291.1	13:59.846
8	2	1:42.516	29.179	39.777	33.560	290.3	15:42.362
9	3	3:51.938	2:43.993	39.683	28.262	195.7	19:34.300
10	3	1:35.735	27.087	39.026	29.622	288.8	21:10.035
11	3	1:36.330	28.071	39.616	28.643	275.5	22:46.365
12	3	1:33.857	26.867	38.813	28.177	288.0	24:20.222
13	3	1:32.576	26.515	37.798	28.263	288.8	25:52.798
14	3	1:33.891	27.132	38.177	28.582	290.3	27:26.689
15	3	1:33.166	26.952	38.076	28.138	287.2	28:59.855
16	3	1:32.990	26.729	37.755	28.506	288.8	30:32.845
17	3	1:32.438	26.590	38.100	27.748	287.2	32:05.283
18	3	1:34.621	26.552	38.233	29.836	290.3	33:39.904
19	3	1:37.051	27.349	39.770	29.932	290.3	35:16.955
20	3	1:52.649	26.859	38.199	47.591	288.8	37:09.604
21	1	8:45.642	7:35.777	40.261	29.604	148.6	45:55.246
22	1	4:33.924	27.007	38.623	28.294	285.7	47:29.167
23	1	1:54.732	26.953	38.300	49.479	286.5	49:23.899
24	1	3:04.255	1:11.492	1:21.143	31.620	79.6	52:28.154
25	1	1:33.587	27.184	38.691	27.712	288.0	54:01.741
26	1	1:33.594	26.782	38.911	27.901	288.0	55:35.335
27	1	1:35.328	27.622	38.867	28.839	289.5	57:10.663
28	1	1:37.157	27.752	40.233	29.172	289.5	58:47.820
29	1	1:34.328	27.141	38.905	28.282	286.5	1:00:22.148
30	1	4:34.736	26.947	39.411	28.378	288.0	1:01:56.884
31	1	1:33.042	26.868	38.339	27.835	287.2	1:03:29.926
32	1	1:34.039	26.873	38.532	28.634	289.5	1:05:03.965
33	1	1:33.806	26.894	38.697	28.215	288.0	1:06:37.771
34	1	1:40.046	27.068	39.277	33.701	290.3	1:08:17.817
35	2	3:30.090	2:20.572	39.133	30.385	197.1	1:11:47.907
36	2	1:48.258	27.476	40.224	40.558	287.2	1:13:36.165
37	2	2:25.600	1:15.583	40.780	29.237	189.5	1:16:01.765
38	2	4:36.882	27.459	39.397	30.026	285.7	1:17:38.647
39	2	1:34.670	27.387	38.795	28.488	285.0	1:19:13.317
40	2	4:35.460	27.352	38.941	28.867	288.0	1:20:48.477
41	2	1:35.309	27.324	39.283	28.702	285.7	1:22:23.786
42	2	1:41.500	27.284	42.844	31.372	287.2	1:24:05.286
43	2	1:34.840	27.105	38.729	29.006	288.0	1:25:40.126
44	2	1:34.689	27.265	38.793	28.631	285.7	1:27:14.815
45	2	1:34.448	27.108	38.796	28.544	287.2	1:28:49.263
46	2	1:35.487	27.504	39.156	28.827	288.0	1:30:24.750

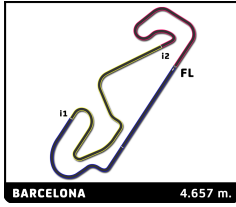
50	Richard Mille AF Corse		Ferrari 296 LMGT3	
	1.Custodio TOLEDO	3.Riccardo AGOSTINI	LMGT3	
	2.Lilou WADOUX			

1	2	3:35.136	2:16.735	45.536	32.865	168.7	3:35.136
2	2	2:14.698	40.249	1:02.906	31.543	251.2	5:49.834
3	2	1:42.771	30.523	42.021	30.227	253.5	7:32.605
4	2	1:41.415	29.918	41.239	30.258	255.3	9:14.020
5	2	1:41.896	29.949	41.379	30.568	255.9	10:55.916
6	2	1:42.387	29.875	41.790	30.722	254.7	12:38.303
7	2	1:41.910	29.999	41.450	30.461	254.7	14:20.213
8	2	1:42.916	30.148	41.935	30.833	255.9	16:03.129
9	2	1:42.485	30.082	41.702	30.701	254.1	17:45.614
10	2	1:42.561	30.212	41.640	30.709	254.1	19:28.175
11	2	1:43.879	30.128	42.164	31.587	255.9	21:12.054
12	2	1:43.887	30.289	42.307	31.291	255.3	22:55.941
13	2	1:43.253	30.282	42.020	30.951	254.1	24:39.194
14	2	1:43.437	30.264	42.104	31.069	255.3	26:22.631
15	2	1:45.174	30.438	43.107	31.629	255.3	28:07.805
16	2	1:44.957	30.943	42.875	31.139	254.1	29:52.762
17	2	1:48.592	30.410	42.289	35.893	254.7	31:41.354
18	1	4:05.162	2:39.073	49.333	36.756	120.7	35:46.516
19	1	2:34.719	32.199	1:05.369	57.151	252.3	38:21.235
20	1	8:21.719	7:04.956	44.657	32.106	152.8	46:42.954
21	1	1:44.053	30.596	42.306	31.151	252.3	48:27.007
22	1	3:02.801	45.693	1:20.343	56.765	252.9	51:29.808
23	1	2:11.250	54.157	43.277	33.816	79.6	53:41.058
24	1	4:43.982	30.437	42.438	31.107	254.1	55:25.040
25	1	1:48.893	31.920	43.029	33.944	255.3	57:13.933
26	1	1:45.247	30.785	42.832	31.630	253.5	58:59.180
27	1	1:46.263	30.626	43.680	31.957	254.7	1:00:45.443
28	1	1:50.651	30.674	42.747	37.230	254.1	1:02:36.094
29	3	3:04.684	1:50.209	43.228	31.247	174.2	1:05:40.778
30	3	4:42.625	30.200	44.663	30.762	253.5	1:07:23.403
31	3	4:42.486	30.020	41.573	30.593	253.5	1:09:05.589
32	3	4:42.488	29.931	41.778	30.779	253.5	1:10:48.077
33	3	1:43.253	30.305	41.916	31.032	253.5	1:12:31.330
34	3	1:49.212	30.383	42.429	36.400	254.7	1:14:20.542
35	1	4:08.507	2:45.081	48.423	35.003	168.2	1:18:29.049
36	1	1:50.477	33.048	43.533	33.896	250.0	1:20:19.526
37	1	1:43.788	30.532	42.336	30.920	253.5	1:22:03.314
38	1	1:52.019	32.088	44.428	35.503	253.5	1:23:55.333
39	1	1:44.875	30.638	42.903	31.334	254.1	1:25:40.208
40	1	1:44.156	30.315	42.470	31.371	255.9	1:27:24.364
41	1	4:44.243	30.501	42.424	31.321	253.5	1:29:08.607
42	1	1:43.597	30.385	42.125	31.087	253.5	1:30:52.204

51	AF Corse		Ferrari 296 LMGT3	
	1.Charles-Henri SAMANI	3.Davide RIGON	LMGT3	
	2.Conrad LAURSEN			

1	3	3:03.112	1:40.413	48.574	34.125	153.2	3:03.112
2	3	2:18.617	34.384	1:06.477	37.756	199.6	5:21.729
3	3	1:49.405	33.016	44.248	32.141	191.5	7:11.134
4	3	1:46.562	31.516	43.378	31.668	235.8	8:57.696
5	3	1:45.781	30.972	43.717	31.092	257.1	10:43.477

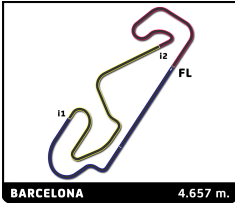




European Le Mans Series
4 Hours of Barcelona
Free Practice 2
Sector Analysis

											Lap under Red Flag	Invalidated Lap	Personal Best	Session Best	B	Crossing the pit lane																		
Lap	D	Time	Sector 1	Sector 2	Sector 3	T. Spd	Elapsed	Lap	D	Time	Sector 1	Sector 2	Sector 3	T. Spd	Elapsed																			
6	3	1:44.224	30.491	42.754	30.979	254.7	12:27.701	16	1	1:46.669	31.193	43.349	32.127	255.3	32:09.703																			
7	3	1:43.659	30.433	42.369	30.857	256.5	14:11.360	17	1	1:46.608	31.195	43.299	32.114	255.9	33:56.311																			
8	3	1:52.194 B	30.340	43.717	38.137	256.5	16:03.554	18	1	1:46.402	31.050	43.105	32.247	257.1	35:42.713																			
9	3	4:08.312	2:52.962	44.107	31.243	172.5	20:11.866	19	1	2:34.126 B	31.244	1:03.659	59.223	257.8	38:16.839																			
10	3	1:44.102	31.036	42.359	30.707	252.9	21:55.968	20	1	8:14.250	6:53.029	47.813	33.408	86.6	46:31.089																			
11	3	1:42.380	30.325	41.704	30.354	254.7	23:38.348	21	1	1:45.415	30.799	42.560	32.056	253.5	48:16.504																			
12	3	1:41.953	30.028	41.506	30.419	254.7	25:20.301	22	1	2:56.028	37.404	1:21.170	57.454	226.9	51:12.532																			
13	3	1:42.268	30.035	41.535	30.698	254.7	27:02.569	23	1	2:15.985	1:00.321	44.257	31.407	79.4	53:28.517																			
14	3	1:43.071	30.304	41.933	30.834	255.9	28:45.640	24	1	1:46.049	30.697	42.715	32.637	256.5	55:14.566																			
15	3	1:43.000	30.104	42.001	30.895	255.9	30:28.640	25	1	1:47.641	31.196	43.258	33.187	257.1	57:02.207																			
16	3	1:48.528 B	30.278	42.062	36.188	256.5	32:17.168	26	1	1:45.888	31.277	42.613	31.998	255.9	58:48.095																			
17	1	3:22.270	2:02.347	46.600	33.323	123.7	35:39.438	27	1	1:44.663	30.691	42.701	31.271	255.9	1:00:32.758																			
18	1	2:34.980 B	31.401	1:03.469	1:00.110	252.9	38:14.418	28	1	1:44.449	30.436	42.604	31.409	255.3	1:02:17.207																			
19	1	8:07.001	6:51.012	43.434	32.555	85.2	46:21.419	29	1	1:44.688	30.503	42.728	31.457	254.7	1:04:01.895																			
20	1	1:52.436	32.255	45.612	34.569	251.2	48:13.855	30	1	1:44.678	30.474	42.843	31.361	255.3	1:05:46.573																			
21	1	2:47.059	31.667	1:19.077	56.315	251.7	51:00.914	31	1	1:51.497 B	30.332	42.667	38.498	255.3	1:07:38.070																			
22	1	2:25.239	1:06.549	45.400	33.290	79.6	53:26.153	32	2	3:05.008	1:51.611	42.405	30.992	173.9	1:10:43.078																			
23	1	1:47.754	31.974	43.261	32.519	253.5	55:13.907	33	2	1:44.012	30.667	42.375	30.970	254.1	1:12:27.090																			
24	1	1:57.361 B	32.753	43.711	40.897	254.7	57:11.268	34	2	1:43.911	30.621	42.267	31.023	255.9	1:14:11.001																			
25	1	4:05.109	2:46.293	45.332	33.484	166.2	1:01:16.377	35	2	1:44.358	30.564	42.643	31.484	256.5	1:15:55.359																			
26	1	1:44.758	30.985	42.723	31.050	251.7	1:03:01.135	36	2	1:51.788	30.696	44.663	36.429	255.3	1:17:47.147																			
27	1	1:46.644	31.489	42.849	32.306	252.9	1:04:47.779	37	2	1:44.483	30.662	42.309	31.512	254.1	1:19:31.630																			
28	1	1:45.290	30.808	42.847	31.635	254.1	1:06:33.069	38	2	1:44.044	30.648	42.344	31.052	254.1	1:21:15.674																			
29	1	1:44.693	30.561	42.890	31.242	254.1	1:08:17.762	39	2	1:44.265	30.318	42.509	31.438	255.9	1:22:59.939																			
30	1	1:45.293	31.362	42.631	31.300	253.5	1:10:03.055	40	2	1:44.590	30.541	42.571	31.478	254.7	1:24:44.529																			
31	1	1:46.205	31.086	42.571	32.548	253.5	1:11:49.260	41	2	1:44.359	30.593	42.448	31.318	254.7	1:26:28.888																			
32	1	1:45.337	30.762	42.970	31.605	253.5	1:13:34.597	42	2	1:44.757	30.550	42.709	31.498	254.1	1:28:13.645																			
33	1	1:52.594 B	31.009	42.838	38.747	253.5	1:15:27.191	43	2	1:45.584	30.771	42.941	31.872	254.7	1:29:59.229																			
34	2	3:15.693	2:01.315	43.123	31.255	164.1	1:18:42.884	44	2	1:52.815 B	30.924	44.295	37.596	253.5	1:31:52.044																			
35	2	1:42.956	30.444	41.923	30.592	253.5	1:20:25.840												57 Kessel Racing					Ferrari 296 LMGT3										
36	2	1:43.054	30.239	41.854	30.961	252.3	1:22:08.891												1.Takeshi KIMURA					LMGT3										
37	2	1:50.677 B	30.190	41.981	38.506	255.3	1:23:59.568												2.Ben TUCK															
38	2	2:33.650	1:20.528	42.255	30.867	175.0	1:26:33.218	1	1	2:11.278	50.549	47.177	33.552	166.2	2:11.278																			
39	2	1:43.456	30.411	41.996	31.049	254.1	1:28:16.674	2	1	1:50.114	32.118	44.584	33.412	251.2	4:01.392																			
40	2	1:43.604	30.305	42.188	31.408	254.7	1:30:00.275	3	1	2:23.557	1:07.501	43.816	32.240	79.6	6:24.949																			
																4	1	1:47.179	30.604	42.798	33.777	254.1	8:12.128											
																5	1	1:44.784	30.717	42.578	31.489	254.1	9:56.912											
																6	1	1:44.898	30.615	42.424	31.859	254.1	11:41.810											
																7	1	1:44.739	30.696	42.377	31.666	254.1	13:26.549											
																8	1	1:44.710	30.864	42.384	31.462	254.1	15:11.259											
																9	1	1:45.862	30.803	42.824	32.235	253.5	16:57.121											
																10	1	1:55.724 B	31.380	43.591	40.753	253.5	18:52.845											
																11	1	3:09.327	1:50.730	44.651	33.946	168.0	22:02.172											
																12	1	1:43.506	30.599	42.137	30.770	254.7	23:45.678											
																13	1	1:43.214	30.143	41.881	31.190	253.5	25:28.892											
																14	1	1:48.053	31.706	45.065	31.282	256.5	27:16.945											
																15	1	1:44.071	30.650	42.182	31.239	256.5	29:01.016											
																16	1	1:44.428	30.285	42.291	31.852	256.5	30:45.444											
																17	1	1:43.824	30.504	41.995	31.325	255.3	32:29.268											
																18	1	1:45.494	30.443	43.070	31.981	254.7	34:14.762											
																19	1	1:51.788 B	30.396	42.951	38.441	255.3	36:06.550											
																20	2	12:12.512	9:31.656	2:06.551	34.305	72.0	48:19.062											
																21	2	2:54.524	36.904	1:20.929	56.691	252.3	51:13.586											
																55 Spirit of Race					Ferrari 296 LMGT3													
																1.Duncan CAMERON					LMGT3													
																2.David PEREL																		
1	3	2:50.970	1:32.484	46.386	32.100	165.9	2:50.970																											
2	3	2:12.243	30.816	45.351	56.076	254.1	5:03.213																											
3	3	1:46.714	33.189	42.569	30.956	233.8	6:49.927																											
4	3	1:46.186	30.043	42.226	33.947	259.0	8:36.113																											
5	3	1:45.867	30.911	42.919	32.037	256.5	10:21.980																											
6	3	1:44.539	30.590	43.017	30.932	257.1	12:06.519																											
7	3	1:43.448	30.322	42.059	31.067	256.5	13:49.967																											
8	3	1:43.258	30.177	42.109	30.972	256.5	15:33.225																											
9	3	1:43.489	30.485	42.000	31.004	257.8	17:16.714																											
10	3	1:43.899	30.389	42.206	31.304	256.5	19:00.613																											
11	3	1:50.163 B	30.430	42.248	37.485	256.5	20:50.776																											
12	1	4:08.986	2:49.570	46.749	32.667	176.5	24:59.762																											
13	1	1:47.369	31.363	43.385	32.624	254.1	26:47.131																											
14	1	1:48.419	31.325	44.233	32.861	255.3	28:35.550																											
15	1	1:47.484	31.397	43.540	32.547	254.7	30:23.034																											





European Le Mans Series
4 Hours of Barcelona
Free Practice 2

Sector Analysis

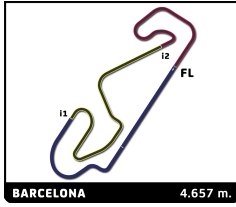
Lap under Red Flag Invalidated Lap Personal Best Session Best Crossing the pit lane

Lap	D	Time	Sector 1	Sector 2	Sector 3	T. Spd	Elapsed	Lap	D	Time	Sector 1	Sector 2	Sector 3	T. Spd	Elapsed
22	2	2:12.942	59.609	42.660	30.673	79.2	53:26.528	29	3	1:45.167	31.036	42.816	31.315	254.1	1:01:37.861
23	2	1:42.477	30.164	41.922	30.391	259.6	55:09.005	30	3	1:45.478	30.668	43.176	31.634	252.9	1:03:23.339
24	2	1:42.338	30.167	41.527	30.644	255.3	56:51.343	31	3	1:45.164	30.559	42.815	31.790	254.7	1:05:08.503
25	2	1:42.085	29.999	41.546	30.540	254.1	58:33.428	32	3	1:50.245	30.836	42.750	36.659	253.5	1:06:58.748
26	2	1:43.118	30.226	41.929	30.963	255.3	1:00:16.546	33	3	3:37.489	2:23.131	42.913	31.445	173.6	1:10:36.237
27	2	1:43.437	30.128	42.219	31.090	254.7	1:01:59.983	34	3	1:45.458	30.785	43.083	31.590	253.5	1:12:21.695
28	2	1:43.049	30.311	42.088	30.650	254.1	1:03:43.032	35	3	1:46.335	30.841	42.961	32.533	254.7	1:14:08.030
29	2	1:43.120	30.231	42.042	30.847	253.5	1:05:26.152	36	3	1:58.960	33.687	46.422	38.851	235.8	1:16:06.990
30	2	1:43.089	30.173	42.019	30.897	254.1	1:07:09.241	<div style="border: 1px solid black; padding: 5px;"> <p>60 Proton Competition Porsche 911 GT3 R LMG3</p> <p>1.Claudio SCHIAVONI 3.Alessio PICARIELLO LMG3</p> <p>2.Matteo CRESSONI</p> </div>							
31	2	1:48.622	30.289	42.074	36.259	254.1	1:08:57.863								
32	3	3:20.606	2:03.608	45.233	31.765	141.5	1:12:18.469								
33	3	1:45.059	30.303	42.662	32.094	254.1	1:14:03.528								
34	3	1:42.137	29.927	41.767	30.443	254.1	1:15:45.665								
35	3	1:42.383	30.097	41.681	30.605	253.5	1:17:28.048								
36	3	1:43.149	30.201	41.844	31.104	254.1	1:19:11.167								
37	3	1:43.239	30.033	42.446	30.760	253.5	1:20:54.406								
38	3	1:43.699	30.199	42.347	31.153	255.3	1:22:38.105								
39	3	1:43.149	30.449	41.971	30.729	258.4	1:24:21.254								
40	3	1:43.210	30.143	42.186	30.881	254.1	1:26:04.464								
41	3	1:43.624	30.348	42.143	31.133	254.7	1:27:48.088								
42	3	1:43.208	30.278	42.072	30.858	254.1	1:29:31.296								
43	3	1:43.633	30.326	42.238	31.069	254.7	1:31:14.929								

Lap	D	Time	Sector 1	Sector 2	Sector 3	T. Spd	Elapsed
<div style="border: 1px solid black; padding: 5px;"> <p>59 Racing Spirit of Lemans Aston Martin Vantage AMR LMG3</p> <p>1.Clément MATEU 3.Valentin HASSE CLOT LMG3</p> <p>2.Erwan BASTARD</p> </div>							
1	1	2:39.656	1:18.205	48.013	33.438	137.6	2:39.656
2	1	2:12.963	31.563	45.339	56.061	252.9	4:52.619
3	1	1:55.594	41.274	42.752	31.568	198.9	6:48.213
4	1	1:46.167	31.010	42.543	32.614	256.5	8:34.380
5	1	1:44.089	30.373	42.667	31.049	255.9	10:18.469
6	1	1:43.699	30.424	42.252	31.023	256.5	12:02.168
7	1	1:43.967	30.182	42.462	31.323	255.9	13:46.135
8	1	1:53.513	30.913	43.168	39.432	257.1	15:39.648
9	2	3:33.513	2:13.068	46.935	33.510	161.0	19:13.161
10	2	1:43.588	30.742	42.211	30.635	251.2	20:56.749
11	2	1:42.888	30.337	41.990	30.561	254.7	22:39.637
12	2	1:42.744	29.964	41.965	30.815	254.1	24:22.381
13	2	1:43.082	30.174	42.109	30.799	255.3	26:05.463
14	2	1:43.234	30.407	42.033	30.794	254.1	27:48.697
15	2	1:43.373	30.208	42.213	30.952	254.7	29:32.070
16	2	1:44.802	30.891	42.689	31.222	256.5	31:16.872
17	2	1:43.346	30.159	42.153	31.034	255.3	33:00.218
18	2	1:44.005	30.161	42.436	31.408	255.9	34:44.223
19	2	1:44.768	30.900	42.599	31.269	255.3	36:28.991
20	2	3:12.398	53.880	1:21.042	57.476	208.9	39:41.389
21	3	6:21.807	5:06.771	43.017	32.019	170.6	46:03.196
22	3	1:45.085	30.931	42.999	31.155	254.7	47:48.281
23	3	2:28.160	30.350	1:01.067	56.743	252.9	50:16.441
24	3	2:40.454	1:11.984	57.317	31.153	79.0	52:56.895
25	3	1:43.746	30.310	42.208	31.498	252.9	54:40.611
26	3	1:44.051	30.396	42.395	31.260	254.1	56:24.662
27	3	1:43.926	30.353	42.505	31.068	253.5	58:08.588
28	3	1:44.106	30.331	42.479	31.296	252.9	59:52.694

1	2	2:25.583	1:01.690	49.980	33.913	132.5	2:25.583
2	2	2:09.902	32.784	44.889	52.229	237.9	4:35.485
3	2	2:06.291	51.161	43.455	31.675	79.6	6:41.776
4	2	2:02.906	30.919	45.139	46.848	254.7	8:44.682
5	2	3:00.595	1:43.328	45.414	31.853	168.7	11:45.277
6	2	1:43.543	30.888	42.220	30.435	250.0	13:28.820
7	2	1:44.245	30.279	42.567	31.399	252.3	15:13.065
8	2	1:42.689	30.078	42.098	30.513	252.9	16:55.754
9	2	1:42.828	30.159	41.746	30.923	251.7	18:38.582
10	2	1:42.598	30.316	41.859	30.423	252.3	20:21.180
11	2	1:42.877	30.342	42.099	30.466	251.2	22:04.057
12	2	1:42.863	30.207	41.927	30.729	252.9	23:46.920
13	2	1:43.815	30.415	42.166	31.234	253.5	25:30.735
14	2	1:43.571	30.446	42.104	31.021	254.1	27:14.306
15	2	1:44.906	30.313	42.490	32.103	252.3	28:59.212
16	2	1:44.425	30.586	42.818	31.021	253.5	30:43.637
17	2	1:49.875	30.458	42.413	37.004	251.7	32:33.512
18	1	3:50.518	2:21.780	50.732	38.006	137.8	36:24.030
19	1	3:14.403	48.852	1:19.706	1:05.845	243.2	39:38.433
20	1	6:27.836	5:06.517	46.106	35.213	124.1	46:06.269
21	1	1:50.340	31.644	45.720	32.976	248.8	47:56.609
22	1	2:40.403	31.129	1:12.918	56.356	249.4	50:37.012
23	1	2:34.609	1:11.172	50.391	33.046	79.7	53:11.621
24	1	1:46.986	31.352	43.314	32.320	249.4	54:58.607
25	1	1:47.851	31.090	43.746	33.015	249.4	56:46.458
26	1	1:46.769	31.034	43.458	32.277	249.4	58:33.227
27	1	1:48.151	31.527	44.349	32.275	250.0	1:00:21.378
28	1	1:46.634	30.996	43.359	32.279	251.2	1:02:08.012
29	1	1:46.486	31.227	43.152	32.407	250.6	1:03:54.498
30	1	1:54.005	31.126	44.177	38.702	251.2	1:05:48.503
31	3	3:30.193	2:13.954	44.164	32.075	175.3	1:09:18.696
32	3	1:44.174	30.745	42.563	30.866	250.0	1:11:02.870
33	3	1:44.280	30.449	42.297	31.534	250.6	1:12:47.150
34	3	1:43.246	30.390	42.044	30.812	251.2	1:14:30.396
35	3	1:43.200	30.359	42.073	30.768	251.2	1:16:13.596
36	3	1:43.022	30.261	42.126	30.635	251.2	1:17:56.618
37	3	1:42.869	30.329	41.989	30.554	251.2	1:19:39.487
38	3	1:43.514	30.309	42.139	31.066	252.9	1:21:23.001
39	3	1:43.264	30.396	42.116	30.752	251.2	1:23:06.265
40	3	1:43.732	30.424	42.451	30.857	253.5	1:24:49.997
41	3	1:43.774	30.669	42.197	30.908	251.7	1:26:33.771
42	3	1:44.618	30.548	42.670	31.400	254.7	1:28:18.389



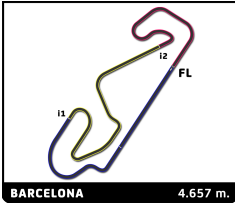


European Le Mans Series
4 Hours of Barcelona
Free Practice 2

Sector Analysis

Lap under Red Flag							Invalidated Lap		Personal Best	Session Best	B Crossing the pit lane				
Lap	D	Time	Sector 1	Sector 2	Sector 3	T. Spd	Elapsed	Lap	D	Time	Sector 1	Sector 2	Sector 3	T. Spd	Elapsed
43	3	1:43.873	30.637	42.362	30.874	253.5	1:30:02.262	2	1	2:17.507	32.164	47.809	57.534	254.1	5:02.009
63 Iron Lynx Mercedes-AMG LMG3 1.Martin BERRY 3.Fabian SCHILLER LMG3 2.Lorcan HANAFIN							3	1	1:50.317	35.560	43.211	31.546	216.4	6:52.326	
1	3	2:39.047	1:19.045	46.720	33.282	159.8	2:39.047	4	1	1:44.976	30.408	42.618	31.950	256.5	8:37.302
2	3	2:10.205	31.681	44.113	54.411	250.6	4:49.252	5	1	1:45.523	30.877	42.974	31.672	257.8	10:22.825
3	3	1:57.417	43.209	42.676	31.532	193.5	6:46.669	6	1	1:47.036	31.051	43.106	32.879	257.1	12:09.861
4	3	1:45.516	30.673	42.230	32.613	252.9	8:32.185	7	1	1:46.048	31.132	43.034	31.882	257.8	13:55.909
5	3	1:43.451	30.587	42.014	30.850	252.9	10:15.636	8	1	1:51.580	35.066	44.139	32.375	255.9	15:47.489
6	3	1:44.758	31.437	42.244	31.077	253.5	12:00.394	9	1	1:48.844	32.149	44.720	31.975	254.7	17:36.333
7	3	1:43.497	30.567	42.001	30.929	251.2	13:43.891	10	1	1:46.870	31.209	43.309	32.352	254.1	19:23.203
8	3	1:45.082	31.717	42.294	31.071	254.7	15:28.973	11	1	1:47.299	31.044	43.573	32.682	255.3	21:10.502
9	3	1:44.467	30.510	42.584	31.373	251.7	17:13.440	12	1	1:55.635 B	31.048	44.510	40.077	254.1	23:06.137
10	3	1:44.617	30.595	42.288	31.734	251.2	18:58.057	13	2	4:17.307	2:55.502	47.828	33.977	159.3	27:23.444
11	3	1:43.675	30.655	42.078	30.942	251.7	20:41.732	14	2	1:50.081	31.985	43.614	34.482	251.7	29:13.525
12	3	1:44.195	30.505	42.532	31.158	251.7	22:25.927	15	2	1:42.718	30.096	41.983	30.639	257.1	30:56.243
13	3	1:44.312	30.691	42.597	31.024	252.3	24:10.239	16	2	1:47.880	31.268	45.153	31.459	257.1	32:44.123
14	3	1:50.895 B	31.167	42.926	36.802	250.6	26:01.134	17	2	1:47.793	30.279	46.243	31.271	256.5	34:31.916
15	1	3:23.282	2:03.236	46.818	33.228	152.8	29:24.416	18	2	1:52.952 B	30.003	42.979	39.970	255.3	36:24.868
16	1	1:45.252	31.439	42.730	31.083	250.6	31:09.668	19	2	10:01.192	8:45.776	43.886	31.530	154.3	46:26.060
17	1	1:44.162	30.579	42.594	30.989	252.3	32:53.830	20	2	1:45.842	30.105	43.100	32.637	254.7	48:11.902
18	1	1:44.400	30.464	42.915	31.021	252.3	34:38.230	21	2	2:45.570	30.964	1:17.868	56.738	256.5	50:57.472
19	1	1:45.881	30.671	42.363	32.847	251.2	36:24.111	22	2	2:33.217 B	1:11.841	44.202	37.174	79.2	53:30.689
20	1	3:11.440 B	46.715	1:20.856	1:03.869	251.2	39:35.551	23	3	3:47.752	2:32.239	44.128	31.385	161.0	57:18.441
21	1	6:28.269	5:13.363	42.828	32.078	170.6	46:03.820	24	3	1:44.798	30.719	42.750	31.329	254.1	59:03.239
22	1	1:45.147	30.893	42.965	31.289	252.3	47:48.967	25	3	1:44.200	30.726	42.428	31.046	257.1	1:00:47.439
23	1	2:29.002	30.482	1:01.659	56.861	252.3	50:17.969	26	3	1:44.349	30.462	42.582	31.305	255.9	1:02:31.788
24	1	2:39.463	1:11.639	56.681	31.143	79.2	52:57.432	27	3	1:44.300	30.390	42.858	31.052	255.3	1:04:16.088
25	1	1:43.955	30.460	42.467	31.028	252.3	54:41.387	28	3	1:43.668	30.336	42.389	30.943	254.7	1:05:59.756
26	1	1:43.879	30.329	42.369	31.181	253.5	56:25.266	29	3	1:44.108	30.330	42.691	31.087	255.9	1:07:43.864
27	1	1:44.113	30.493	42.659	30.961	252.3	58:09.379	30	3	1:44.321	30.537	42.664	31.120	254.7	1:09:28.185
28	1	1:43.904	30.371	42.438	31.095	254.7	59:53.283	31	3	1:45.058	30.784	42.785	31.489	252.9	1:11:13.243
29	1	1:50.773 B	30.914	42.979	36.880	253.5	1:01:44.056	32	3	1:44.672	30.649	42.800	31.223	256.5	1:12:57.915
30	2	3:33.213	2:19.586	42.510	31.117	175.0	1:05:17.269	33	3	1:44.724	30.608	42.728	31.388	255.3	1:14:42.639
31	2	1:43.736	30.762	42.155	30.819	250.0	1:07:01.005	34	3	1:45.035	30.880	42.894	31.264	254.7	1:16:27.674
32	2	1:43.317	30.547	41.922	30.848	251.7	1:08:44.322	35	3	1:44.768	30.534	42.752	31.482	254.1	1:18:12.442
33	2	1:43.080	30.411	41.907	30.762	250.0	1:10:27.402	36	3	1:44.912	30.554	42.898	31.460	253.5	1:19:57.354
34	2	1:43.454	30.450	42.006	30.998	250.6	1:12:10.856	37	3	1:44.808	30.538	42.752	31.518	253.5	1:21:42.162
35	2	1:43.733	30.707	42.123	30.993	250.6	1:13:54.589	38	3	1:46.590	30.658	43.330	32.602	254.1	1:23:28.752
36	2	1:44.003	30.631	42.264	31.108	251.2	1:15:38.592	39	3	1:45.281	30.976	42.907	31.398	256.5	1:25:14.033
37	2	1:44.823	30.743	42.273	31.807	250.6	1:17:23.415	40	3	1:46.244	30.710	43.248	32.286	256.5	1:27:00.277
38	2	1:45.020	30.720	42.760	31.540	248.8	1:19:08.435	41	3	1:46.508	31.083	43.713	31.712	255.9	1:28:46.785
39	2	1:44.840	30.900	42.682	31.258	250.0	1:20:53.275	42	3	1:45.986	30.788	43.301	31.897	255.9	1:30:32.771
40	2	1:44.620	30.718	42.612	31.290	250.6	1:22:37.895	68 M Racing Ligier JS P325 - Toyota LMP3 1.Stéphane TRIBAUDINI 2.Quentin ANTONEL							
41	2	1:45.367	31.167	42.756	31.444	250.6	1:24:23.262	1	1	2:43.529 B	1:07.336	51.702	44.491	136.2	2:43.529
42	2	1:45.350	31.108	42.837	31.405	252.3	1:26:08.612	2	1	2:47.200	57.095	1:14.578	35.527	155.6	5:30.729
43	2	1:44.728	30.699	42.629	31.400	251.7	1:27:53.340	3	1	1:47.108	31.533	44.094	31.481	246.6	7:17.837
44	2	1:44.716	30.744	42.523	31.449	250.0	1:29:38.056	4	1	1:45.646	30.224	43.361	32.061	257.8	9:03.483
45	2	1:45.041	30.872	42.709	31.460	250.6	1:31:23.097	5	1	1:40.996	29.601	41.225	30.170	257.1	10:44.479
66 JMW Motorsport Ferrari 296 LMG3 1.Scott NOBLE 3.Gianmaria BRUNI LMG3 2.Jason HART							6	1	1:40.932	29.524	41.396	30.012	260.2	12:25.411	
1	1	2:44.502	1:18.335	50.836	35.331	138.5	2:44.502	7	1	1:40.671	29.232	41.479	29.960	259.0	14:06.082
								8	1	1:41.354	29.082	41.205	31.064	260.2	15:47.433
								9	1	1:42.451	29.480	41.876	31.095	257.1	17:29.884



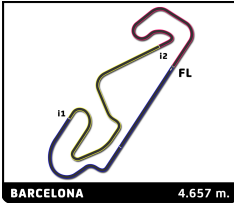


European Le Mans Series
4 Hours of Barcelona
Free Practice 2

Sector Analysis

Lap under Red Flag										Invalidated Lap		Personal Best		Session Best		B Crossing the pit lane						
Lap	D	Time	Sector 1	Sector 2	Sector 3	T. Spd	Elapsed	Lap	D	Time	Sector 1	Sector 2	Sector 3	T. Spd	Elapsed							
74 Kessel Racing 1.Andrew GILBERT 2.Fran RUEDA 3.Miguel MOLINA Ferrari 296 LMGT3 LMGT3																						
1	3	2:23.430	1:01.682	47.584	34.164	170.6	2:23.430															
2	3	2:09.616	32.627	43.972	53.017	250.6	4:33.046															
3	3	2:08.096	51.469	43.833	32.794	79.5	6:41.142															
4	3	1:45.754	30.368	42.333	33.053	254.1	8:26.896															
5	3	1:47.927	B	30.091	41.771	36.065	255.3	10:14.823														
6	3	2:49.926	1:32.330	45.356	32.240	166.4	13:04.749															
7	3	1:44.240	30.638	42.618	30.984	254.1	14:48.989															
8	3	1:41.350	29.792	41.317	30.241	254.7	16:30.339															
9	3	1:41.860	29.882	41.439	30.539	254.7	18:12.199															
10	3	1:42.892	30.097	41.732	31.063	254.7	19:55.091															
11	3	1:42.769	30.329	41.866	30.574	252.9	21:37.860															
12	3	1:42.702	30.150	41.721	30.831	254.1	23:20.562															
13	3	1:42.130	29.952	41.724	30.454	254.7	25:02.692															
14	3	1:42.799	30.060	41.889	30.850	257.8	26:45.491															
15	3	1:42.566	29.983	41.953	30.630	254.1	28:28.057															
16	3	1:43.093	30.188	42.006	30.899	255.9	30:11.150															
17	3	1:50.112	B	30.641	42.713	36.758	254.1	32:01.262														
18	1	4:17.506	2:59.333	44.230	33.943	154.1	36:18.768															
19	1	3:03.911	B	41.116	1:20.546	1:02.249	251.7	39:22.679														
20	1	7:09.522	5:53.934	43.526	32.062	124.4	46:32.201															
21	1	6:23.407	B	30.833	5:03.008	49.566	253.5	52:55.608														
22	1	7:14.547	5:51.111	47.727	35.709	99.9	1:00:10.155															
23	1	1:51.624	33.041	44.063	34.520	251.7	1:02:01.779															
24	1	1:44.541	30.744	42.482	31.315	254.1	1:03:46.320															
25	1	1:44.148	30.612	42.373	31.163	254.7	1:05:30.468															
26	1	1:45.125	30.512	42.845	31.768	254.1	1:07:15.593															
27	1	4:44.828	30.769	42.600	34.459	254.1	1:09:00.421															
28	1	1:44.553	30.589	42.838	31.126	253.5	1:10:44.974															
29	1	1:44.934	30.514	42.665	31.755	255.9	1:12:29.908															
30	1	1:53.580	B	30.846	43.063	39.671	254.7	1:14:23.488														
31	2	3:53.341	2:39.713	42.631	30.997	176.2	1:18:16.829															
77 Proton Competition 1.Giorgio RODA 2.René BINDER 3.Bent VISCAAL Oreca 07 - Gibson LMP2 Pro/Am																						
1	2	3:40.213	2:23.469	45.469	31.275	162.7	3:40.213															
2	2	2:10.721	43.772	58.278	28.671	270.0	5:50.934															
3	2	1:37.883	27.344	38.558	31.981	285.7	7:28.817															
4	2	1:31.868	26.466	37.533	27.869	287.2	9:00.685															
5	2	1:34.235	28.014	38.404	27.817	290.3	10:34.920															
6	2	1:34.655	27.366	37.771	29.518	289.5	12:09.575															
7	2	1:36.397	27.203	38.504	30.690	288.0	13:45.972															
8	2	4:34.093	28.403	38.082	27.608	289.5	15:20.065															
9	2	1:32.579	26.538	38.341	27.700	289.5	16:52.644															
10	2	4:32.429	26.531	37.784	27.844	288.0	18:24.773															
11	2	1:33.426	26.811	37.859	28.756	288.0	19:58.199															
12	2	1:32.267	26.878	37.803	27.586	288.8	21:30.466															
13	2	1:32.132	26.370	37.738	28.024	288.8	23:02.598															
14	2	1:40.803	B	27.418	38.971	34.414	288.8	24:43.401														
15	1	3:10.157	2:01.093	40.277	28.787	189.8	27:53.558															
16	1	1:34.365	27.267	39.079	28.019	286.5	29:27.923															
17	1	1:33.190	26.876	38.325	27.989	288.8	31:01.113															
18	1	1:35.253	26.922	40.110	28.221	291.1	32:36.366															
19	1	1:33.829	26.606	39.079	28.144	289.5	34:10.195															
20	1	1:33.898	26.671	38.376	28.851	289.5	35:44.093															
21	1	2:26.335	B	28.364	1:00.167	57.804	291.1	38:10.428														
22	3	8:51.524	7:44.938	38.679	27.907	194.9	47:01.952															
23	3	1:33.352	26.779	38.316	28.257	285.0	48:35.304															
24	3	3:04.337	45.982	1:20.996	57.359	285.7	51:39.641															
25	3	1:52.763	45.672	38.765	28.326	135.2	53:32.404															
26	3	1:36.592	27.621	40.248	28.723	286.5	55:08.996															
27	3	1:33.181	26.634	38.320	28.227	286.5	56:42.177															
28	3	1:32.531	26.808	38.022	27.701	286.5	58:14.708															
29	3	4:34.444	27.355	38.866	27.893	288.8	59:48.822															
30	3	1:32.972	26.681	38.359	27.932	288.0	1:01:21.794															
31	3	1:33.505	27.107	38.553	27.845	288.0	1:02:55.299															
32	3	1:33.098	26.720	38.519	27.859	288.0	1:04:28.397															
33	3	1:34.113	26.596	38.619	28.898	288.0	1:06:02.510															
34	3	1:34.101	27.043	38.645	28.413	288.0	1:07:36.611															
35	3	1:34.124	27.251	38.834	28.039	287.2	1:09:10.735															
36	3	1:34.266	27.238	38.841	28.187	287.2	1:10:45.001															
37	3	1:35.582	27.489	38.843	29.250	289.5	1:12:20.583															
38	3	1:34.139	27.727	38.367	28.045	288.0	1:13:54.722															
39	3	1:35.334	27.590	39.026	28.718	288.8	1:15:30.056															
40	3	1:37.894	27.700	39.089	31.105	289.5	1:17:07.950															
41	3	1:33.823	26.824	38.288	28.711	287.2	1:18:41.773															
42	3	1:33.404	26.856	38.345	28.203	286.5	1:20:15.177															
43	3	1:34.084	26.746	38.770	28.568	288.0	1:21:49.261															





European Le Mans Series
4 Hours of Barcelona
Free Practice 2

Sector Analysis

Lap under Red Flag Invalidated Lap Personal Best Session Best Crossing the pit lane

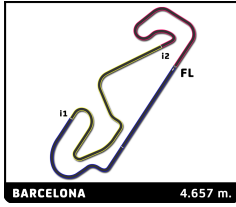
Lap	D	Time	Sector 1	Sector 2	Sector 3	T. Spd	Elapsed
44	3	1:37.130	27.129	40.150	29.851	289.5	1:23:26.391
45	3	1:33.703	26.916	38.575	28.212	287.2	1:25:00.094
46	3	1:33.643	26.880	38.521	28.242	288.8	1:26:33.737
47	3	1:33.751	26.889	38.554	28.308	288.0	1:28:07.488
48	3	1:33.159	26.741	38.242	28.176	288.0	1:29:40.647
49	3	1:39.058	27.463	38.766	32.829	288.8	1:31:19.705

Lap	D	Time	Sector 1	Sector 2	Sector 3	T. Spd	Elapsed
1	2	2:01.798	42.331	46.572	32.895	145.4	2:01.798
2	2	1:46.174	31.015	43.270	31.889	250.6	3:47.972
3	2	2:11.393	46.727	53.402	31.264	251.7	5:59.365
4	2	1:44.477	30.643	42.598	31.236	252.3	7:43.842
5	2	1:44.367	30.556	42.496	31.315	252.3	9:28.209
6	2	1:44.068	30.505	42.365	31.198	252.9	11:12.277
7	2	1:43.818	30.333	42.486	30.999	254.1	12:56.095
8	2	1:43.877	30.487	42.414	30.976	253.5	14:39.972
9	2	1:43.879	30.435	42.404	31.040	252.9	16:23.851
10	2	1:44.038	30.403	42.527	31.108	252.9	18:07.889
11	2	1:48.747	30.703	42.548	35.496	251.7	19:56.636
12	2	1:52.700	31.838	43.024	37.838	242.7	21:49.336
13	3	3:52.570	2:36.353	43.079	33.138	175.9	25:41.906
14	3	1:44.968	30.888	42.432	31.648	251.2	27:26.874
15	3	1:44.452	30.553	42.470	31.429	253.5	29:11.326
16	3	1:44.166	30.621	42.346	31.199	252.9	30:55.492
17	3	1:44.416	30.532	42.556	31.328	253.5	32:39.908
18	3	1:44.120	30.375	42.482	31.263	253.5	34:24.028
19	3	1:53.558	31.577	43.922	38.059	254.1	36:17.586
20	1	10:03.392	8:42.177	47.008	34.207	158.6	46:20.978
21	1	1:50.144	32.236	45.030	32.878	248.3	48:11.122
22	1	2:46.854	31.927	1:18.256	56.671	249.4	50:57.976
23	1	2:27.038	1:08.735	45.441	32.862	79.9	53:25.014
24	1	1:48.530	31.676	44.114	32.740	248.3	55:13.544
25	1	1:48.407	31.481	43.652	33.274	250.0	57:01.951
26	1	1:49.928	32.890	44.387	32.651	251.2	58:51.879
27	1	1:47.257	31.191	43.588	32.478	250.6	1:00:39.136
28	1	1:48.888	31.974	44.459	32.455	250.0	1:02:28.024
29	1	1:50.185	32.861	44.245	33.079	252.3	1:04:18.209
30	1	1:55.047	32.048	44.071	38.928	252.3	1:06:13.256
31	2	3:56.286	2:40.614	43.518	32.154	174.8	1:10:09.542
32	2	1:46.735	31.279	43.542	31.914	249.4	1:11:56.277
33	2	1:45.993	31.189	42.999	31.805	251.7	1:13:42.270
34	2	1:45.276	30.737	43.003	31.536	251.7	1:15:27.546
35	2	1:45.304	31.009	42.848	31.447	251.2	1:17:12.850
36	2	1:44.516	30.635	42.595	31.286	250.6	1:18:57.366
37	2	1:45.380	30.889	42.861	31.630	252.9	1:20:42.746
38	2	1:45.327	30.775	43.008	31.544	251.7	1:22:28.073
39	2	1:45.246	30.833	43.026	31.387	251.2	1:24:13.319
40	2	1:44.953	30.692	42.752	31.509	252.3	1:25:58.272
41	2	1:44.975	30.911	42.607	31.457	252.3	1:27:43.247
42	2	1:44.967	30.743	42.730	31.494	251.2	1:29:28.214
43	2	1:45.088	30.841	42.820	31.427	251.2	1:31:13.302

Lap	D	Time	Sector 1	Sector 2	Sector 3	T. Spd	Elapsed
83	AF Corse		3.Alessio ROVERA		Oreca 07 - Gibson LMP2 Pro/Am		
1.François PERRODO		2.Matthieu VAXIVIERE					
1	2	2:40.529	1:26.178	43.354	30.997	164.9	2:40.529
2	2	1:58.409	28.785	39.614	50.010	281.2	4:38.938
3	2	1:55.163	47.279	39.639	28.245	125.0	6:34.101
4	2	1:37.745	29.067	39.323	29.355	285.7	8:11.846
5	2	1:32.809	27.035	37.964	27.840	283.5	9:44.655
6	2	1:33.080	27.152	38.047	27.881	282.7	11:17.735
7	2	1:32.693	26.730	38.325	27.638	286.5	12:50.428
8	2	1:37.940	26.734	38.172	33.034	286.5	14:28.368
9	1	5:27.220	4:09.674	45.442	32.104	174.8	19:55.588
10	1	1:42.298	31.752	41.111	29.435	278.4	21:37.886
11	1	1:36.599	28.209	38.669	29.721	281.2	23:14.485
12	1	1:34.007	27.296	38.697	28.014	285.0	24:48.492
13	1	1:38.256	29.189	38.817	30.250	288.0	26:26.748
14	1	1:35.908	27.342	39.999	28.567	283.5	28:02.656
15	1	1:33.148	27.098	38.213	27.837	285.0	29:35.804
16	1	1:38.235	27.279	39.975	30.981	286.5	31:14.039
17	1	1:34.271	27.088	38.922	28.264	286.5	32:48.310
18	1	1:39.867	27.261	39.308	33.298	287.2	34:28.177
19	1	1:46.849	27.368	40.449	39.032	285.0	36:15.026
20	2	9:38.441	8:29.541	39.982	28.918	121.3	45:53.467
21	2	1:34.794	26.832	38.704	29.258	282.7	47:28.261
22	2	1:53.708	26.689	38.404	48.615	283.5	49:21.969
23	2	3:03.008	1:11.366	1:20.939	30.703	79.6	52:24.977
24	2	1:33.031	27.066	38.366	27.599	284.2	53:58.008
25	2	1:34.856	27.668	38.427	28.761	289.5	55:32.864
26	2	1:37.194	27.518	39.468	30.208	289.5	57:10.058
27	2	1:40.066	27.057	38.810	34.199	284.2	58:50.124
28	3	4:23.026	3:12.601	39.602	30.823	196.0	1:03:13.150
29	3	1:34.347	27.185	38.526	28.636	283.5	1:04:47.497
30	3	1:33.938	27.049	38.401	28.488	284.2	1:06:21.435
31	3	1:33.405	27.234	38.283	27.888	284.2	1:07:54.840
32	3	1:40.336	26.794	39.019	34.523	285.0	1:09:35.176
33	3	2:36.993	1:28.198	40.145	28.650	195.7	1:12:12.169
34	3	1:35.582	27.941	39.102	28.539	285.7	1:13:47.751
35	3	1:32.493	26.782	38.144	27.567	285.0	1:15:20.244
36	3	1:32.063	26.379	38.298	27.386	285.7	1:16:52.307
37	3	1:34.330	27.583	38.384	28.363	288.0	1:18:26.637
38	3	1:33.452	27.224	37.873	28.355	286.5	1:20:00.089
39	3	1:32.555	26.957	38.000	27.598	287.2	1:21:32.644
40	3	1:33.739	26.502	38.432	28.805	285.7	1:23:06.383
41	3	1:32.453	26.351	38.590	27.512	286.5	1:24:38.836
42	3	1:31.875	26.297	37.974	27.604	286.5	1:26:10.711
43	3	1:34.111	28.149	38.175	27.787	288.8	1:27:44.822
44	3	1:38.940	27.383	37.976	33.581	288.0	1:29:23.762

Lap	D	Time	Sector 1	Sector 2	Sector 3	T. Spd	Elapsed
85	Iron Dames		3.Michelle GATTING		Porsche 911 GT3 R LMGTS3		
1.Célia MARTIN		2.Sarah BOVY		LMGTS3			
1	3	2:44.757	1:23.415	46.689	34.653	139.2	2:44.757
2	3	2:12.689	32.237	44.254	56.198	253.5	4:57.446
3	3	1:53.948	38.667	43.750	31.531	217.7	6:51.394





European Le Mans Series
4 Hours of Barcelona
Free Practice 2

Sector Analysis

Lap under Red Flag Invalidated Lap Personal Best Session Best B Crossing the pit lane

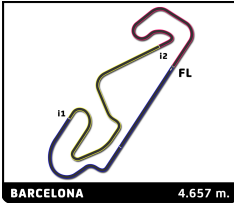
Lap	D	Time	Sector 1	Sector 2	Sector 3	T. Spd	Elapsed	Lap	D	Time	Sector 1	Sector 2	Sector 3	T. Spd	Elapsed
4	3	1:45.046	30.617	42.132	32.297	252.3	8:36.440	12	1	1:46.533	31.282	43.259	31.992	252.9	26:33.417
5	3	1:56.194	34.279	50.604	31.311	254.7	10:32.634	13	1	1:46.330	31.040	43.305	31.985	253.5	28:19.747
6	3	1:42.880	30.366	41.909	30.605	253.5	12:15.514	14	1	1:46.621	31.067	43.015	32.539	252.9	30:06.368
7	3	1:42.203	29.993	41.735	30.475	253.5	13:57.717	15	1	1:46.719	31.195	43.193	32.331	253.5	31:53.087
8	3	1:53.149	B 31.589	44.181	37.379	255.9	15:50.866	16	1	1:48.736	31.565	43.705	33.466	254.7	33:41.823
9	3	6:09.723	4:54.418	43.227	32.078	177.0	22:00.589	17	1	1:48.023	31.631	43.827	32.565	254.1	35:29.846
10	3	1:43.074	30.389	41.909	30.776	251.7	23:43.663	18	1	2:20.036	B 31.461	51.451	57.124	254.1	37:49.882
11	3	1:42.216	30.062	41.765	30.389	252.3	25:25.879	19	2	8:11.192	6:55.780	44.335	31.077	134.7	46:01.074
12	3	1:42.386	30.296	41.759	30.331	252.9	27:08.265	20	2	1:43.612	30.476	42.360	30.776	252.3	47:44.686
13	3	1:42.000	30.029	41.739	30.232	254.7	28:50.265	21	2	2:22.557	B 30.253	54.920	57.384	254.1	50:07.243
14	3	1:42.784	30.048	41.932	30.804	254.1	30:33.049	22	2	3:49.512	2:34.904	43.074	31.534	165.6	53:56.755
15	3	1:42.810	30.171	41.856	30.783	255.3	32:15.859	23	2	1:43.500	30.425	42.248	30.827	255.3	55:40.255
16	3	1:43.075	30.111	42.143	30.821	254.7	33:58.934	24	2	1:43.357	30.293	42.107	30.957	255.3	57:23.612
17	3	1:43.943	30.128	42.332	31.483	255.9	35:42.877	25	2	1:43.298	30.397	42.175	30.726	254.7	59:06.910
18	3	2:34.638	B 31.485	1:03.914	59.239	257.1	38:17.515	26	2	1:44.045	30.557	42.415	31.073	255.3	1:00:50.955
19	2	8:31.687	7:10.452	45.936	35.299	168.5	46:49.202	27	2	1:43.827	30.286	42.469	31.072	254.7	1:02:34.782
20	2	1:45.448	30.690	43.038	31.720	248.3	48:34.650	28	2	1:43.587	30.382	42.274	30.931	255.9	1:04:18.369
21	2	3:06.787	49.382	1:20.772	56.633	242.2	51:41.437	29	2	1:44.490	30.414	42.687	31.389	259.6	1:06:02.859
22	2	2:03.764	47.336	42.548	33.880	146.9	53:45.201	30	2	1:44.487	30.489	42.591	31.407	255.3	1:07:47.346
23	2	1:43.671	30.446	42.411	30.814	252.9	55:28.872	31	2	1:50.410	B 30.390	43.277	36.743	254.1	1:09:37.756
24	2	1:45.388	30.364	42.533	32.491	254.1	57:14.260	32	3	2:45.955	1:30.812	43.307	31.836	146.3	1:12:23.711
25	2	1:45.313	30.816	42.827	31.670	254.7	58:59.573	33	3	1:45.358	30.811	43.064	31.483	254.7	1:14:09.069
26	2	1:44.599	30.466	43.042	31.091	253.5	1:00:44.172	34	3	1:45.424	30.657	42.967	31.800	255.9	1:15:54.493
27	2	1:44.035	30.495	42.376	31.164	252.3	1:02:28.207	35	3	1:46.046	30.653	43.253	32.140	254.7	1:17:40.539
28	2	1:44.508	30.979	42.520	31.009	253.5	1:04:12.715	36	3	1:45.606	31.006	42.810	31.790	252.9	1:19:26.145
29	2	1:44.717	30.405	42.609	31.703	251.7	1:05:57.432	37	3	1:45.661	30.973	42.922	31.766	254.1	1:21:11.806
30	2	1:44.724	30.730	42.616	31.378	250.6	1:07:42.156	38	3	1:56.607	B 30.680	45.159	40.768	253.5	1:23:08.413
31	2	1:44.810	30.799	42.760	31.251	251.2	1:09:26.966	88 Inter Europol Competition Ligier JS P325 - Toyota LMP3							
32	2	1:44.622	30.757	42.731	31.134	250.6	1:11:11.588	1.Timothy CRESWICK 3.Reece GOLD							
33	2	1:43.393	30.381	42.001	31.011	253.5	1:12:54.981	2.Douwwe DEDECKER							
34	2	1:43.491	30.239	42.372	30.880	252.9	1:14:38.472	1	2	3:10.724	1:39.115	55.250	36.359	141.5	3:10.724
35	2	1:49.351	B 30.425	42.277	36.649	251.7	1:16:27.823	2	2	2:31.793	40.368	1:13.755	37.670	159.3	5:42.517
36	1	3:10.636	1:55.352	43.413	31.871	177.0	1:19:38.459	3	2	2:52.433	B 35.291	49.371	1:27.771	192.5	8:34.950
37	1	1:46.042	30.781	43.600	31.661	251.2	1:21:24.501	4	2	14:01.582	...	53.225	36.087	117.3	22:36.532
38	1	1:45.269	30.942	42.767	31.560	251.7	1:23:09.770	5	2	2:14.043	B 38.873	51.274	43.896	178.2	24:50.575
39	1	1:45.468	30.811	42.821	31.836	252.3	1:24:55.238	6	2	2:34.499	1:06.859	52.491	35.149	145.2	27:25.074
40	1	1:45.456	30.712	42.914	31.830	252.3	1:26:40.694	7	2	2:02.426	35.507	50.533	36.386	195.3	29:27.500
41	1	1:45.285	30.765	43.022	31.498	253.5	1:28:25.979	8	2	1:58.185	36.067	48.584	33.534	180.0	31:25.685
42	1	1:45.490	30.864	42.933	31.693	252.3	1:30:11.469	9	2	1:57.863	34.461	48.618	34.784	204.5	33:23.548
86 GR Racing Ferrari 296 LMGT3								99 AO by TF Oreca 07 - Gibson LMP2 Pro/Am							
1.Michael WAINWRIGHT 3.Tom FLEMING								1.PJ HYETT 3.Dane CAMERON							
2.Riccardo PERA								2.Louis DELÉTRAZ							
1	1	2:29.822	1:08.509	46.986	34.327	152.1	2:29.822	1	2	2:01.025	44.527	44.717	31.781	154.7	2:01.025
2	1	2:05.162	31.141	42.761	51.260	254.7	4:34.984	2	2	1:36.717	28.384	39.103	29.230	279.1	3:37.742
3	1	2:07.678	52.647	43.438	31.593	79.4	6:42.662	3	2	2:07.405	35.607	1:02.220	29.578	288.0	5:45.147
4	1	1:53.263	30.624	44.599	38.040	257.1	8:35.925	4	2	1:32.463	26.560	37.099	28.804	287.2	7:17.610
5	1	1:45.657	30.676	42.894	32.087	255.9	10:21.582	5	2	1:31.122	26.718	37.194	27.210	288.8	8:48.732
6	1	1:47.825	30.889	43.955	32.981	254.1	12:09.407	6	2	1:33.048	26.231	37.332	29.485	290.3	10:21.780
7	1	4:44.949	30.813	42.331	34.895	255.9	13:54.356	7	2	1:32.428	26.781	38.207	27.440	286.5	11:54.208
8	1	1:53.557	B 31.926	43.003	39.528	251.2	15:47.913	8	2	1:32.006	26.389	37.759	27.858	290.3	13:26.214
9	1	5:26.088	4:08.249	44.453	33.386	169.0	21:14.001	9	2	1:31.402	26.449	37.482	27.471	287.2	14:57.616
10	1	1:46.077	31.167	42.991	31.919	255.3	23:00.078	10	2	1:32.577	26.461	37.573	28.543	291.1	16:30.193
11	1	1:46.806	30.981	43.366	32.459	254.1	24:46.884								





EUROPEAN **LE MANS**
SERIES

4 HOURS OF
BARCELONA



European Le Mans Series
4 Hours of Barcelona
Free Practice 2

Sector Analysis

■ Lap under Red Flag
 ■ Invalidated Lap
 ■ Personal Best
 ■ Session Best
 B Crossing the pit lane

Lap	D	Time	Sector 1	Sector 2	Sector 3	T. Spd	Elapsed	Lap	D	Time	Sector 1	Sector 2	Sector 3	T. Spd	Elapsed
11	2	4:32.447	26.693	38.153	27.601	287.2	18:02.640								
12	2	1:32.818	26.535	38.204	28.079	289.5	19:35.458								
13	2	1:34.661	26.853	38.458	29.350	291.1	21:10.119								
14	2	1:33.405	27.295	38.202	27.908	288.0	22:43.524								
15	2	1:35.399	28.569	38.604	28.226	291.1	24:18.923								
16	2	1:33.721	26.874	38.288	28.559	289.5	25:52.644								
17	2	1:38.480 B	26.596	37.767	34.117	289.5	27:31.124								
18	1	3:40.141	2:31.528	40.081	28.532	184.9	31:11.265								
19	1	1:36.425	28.631	39.258	28.536	291.1	32:47.690								
20	1	4:36.569	27.232	39.245	30.092	289.5	34:24.259								
21	1	7:29.999 B	27.504	39.107	6:23.388	288.0	41:54.258								
22	3	41:53.321	...	43.077	30.609	178.8	1:23:47.579								
23	3	1:39.193	28.550	41.125	29.518	286.5	1:25:26.772								
24	3	1:34.615	27.177	38.828	28.610	288.0	1:27:01.387								
25	3	1:36.129	27.168	39.921	29.040	288.8	1:28:37.516								
26	3	1:35.163	27.166	39.152	28.845	288.0	1:30:12.679								

