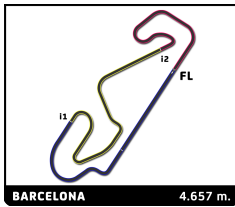


## European Le Mans Series 4 Hours of Barcelona Race

### Pit Stop Analysis

No	In Time	In Driver	Out Time	Out Driver	Pit Time	T. Pit Time	No	In Time	In Driver	Out Time	Out Driver	Pit Time	T. Pit Time						
<b>3</b>	<b>DKR Engineering</b> Oreca 07 - Gibson LMP2 Pro/Am						1 12:37:58.050 L. HÖRR 12:38:21.431 L. HÖRR 23.381 23.381 2 12:41:34.161 L. HÖRR 12:42:41.683 L. HÖRR 1:07.522 1:30.903 3 12:45:53.120 L. HÖRR 12:46:16.503 L. HÖRR 23.383 1:54.286 4 13:24:21.566 L. HÖRR 13:25:36.087 G. KOLOVOS 1:14.521 3:08.807 5 14:23:46.218 G. KOLOVOS 14:24:28.011 G. KOLOVOS 41.793 3:50.600 6 14:36:08.938 G. KOLOVOS 14:37:33.156 T. LAURENT 1:24.218 5:14.818 7 15:01:44.872 T. LAURENT 15:02:08.303 T. LAURENT 23.431 5:38.249 8 15:37:58.147 T. LAURENT 15:38:50.189 T. LAURENT 52.042 6:30.291												
	<b>4</b>	<b>DKR Engineering</b> Ginetta G61-LT-P325-EVO - Toyota LMP3						1 13:04:28.432 A. RAMMO 13:05:27.052 A. RAMMO 58.620 58.620 2 13:26:43.507 A. RAMMO 13:28:32.942 A. RAMMO 1:49.435 2:48.055 3 14:04:06.383 A. RAMMO 14:05:12.319 M. PEDERSEN 1:05.936 3:53.991 4 15:14:31.006 M. PEDERSEN 15:16:19.542 W. BRICHACEK 1:48.536 5:42.527											
		<b>8</b>	<b>Team Virage</b> Ligier JS P325 - Toyota LMP3						1 12:02:18.226 J. ZIELONKA 12:04:04.704 J. ZIELONKA 1:46.478 1:46.478 2 13:01:46.392 J. ZIELONKA 13:02:10.050 J. ZIELONKA 23.658 2:10.136 3 13:05:26.495 J. ZIELONKA 13:09:38.882 J. ZIELONKA 4:12.387 6:22.523 4 13:11:44.968 J. ZIELONKA 13:28:15.729 J. ZIELONKA 16:30.761 22:53.284 5 13:59:04.016 J. ZIELONKA 13:59:37.057 J. ZIELONKA 33.041 23:26.325 6 14:10:22.803 J. ZIELONKA 14:11:55.085 D. NOGALES 1:32.282 24:58.607 7 15:04:22.926 D. NOGALES 15:05:47.123 R. KOEN 1:24.197 26:22.804 8 15:46:26.876 R. KOEN 15:48:09.727 R. KOEN 1:42.851 28:05.655										
			<b>9</b>	<b>Iron Lynx - Proton</b> Oreca 07 - Gibson LMP2						1 12:41:26.853 J. RIED 13:16:22.566 J. RIED 34:55.713 34:55.713 2 13:46:13.449 J. RIED 13:47:29.468 M. CAIROLI 1:16.019 36:11.732 3 14:28:36.314 M. CAIROLI 14:29:32.352 M. CAIROLI 56.038 37:07.770 4 14:57:07.675 M. CAIROLI 14:58:24.111 M. CAPIETTO 1:16.436 38:24.206 5 15:40:12.704 M. CAPIETTO 15:41:05.050 M. CAPIETTO 52.346 39:16.552									
				<b>10</b>	<b>Vector Sport</b> Oreca 07 - Gibson LMP2						1 12:40:12.187 R. CULLEN 12:41:15.196 R. CULLEN 1:03.009 1:03.009 2 13:16:51.409 R. CULLEN 13:18:13.764 V. LOMKO 1:22.355 2:25.364 3 14:14:48.795 V. LOMKO 14:15:54.120 V. LOMKO 1:05.325 3:30.689 4 14:39:34.589 V. LOMKO 14:40:49.781 P. FITTIPALDI 1:15.192 4:45.881 5 15:37:37.932 P. FITTIPALDI 15:38:27.701 P. FITTIPALDI 49.769 5:35.650								
					<b>11</b>	<b>Eurointernational</b> Ligier JS P325 - Toyota LMP3						1 13:02:13.431 F. MICHAL 13:03:34.788 F. MICHAL 1:21.357 1:21.357 2 13:26:16.461 F. MICHAL 13:26:59.706 F. MICHAL 43.245 2:04.602 3 14:03:37.748 F. MICHAL 14:05:25.025 S. GRAVLUND 1:47.277 3:51.879 4 14:16:01.664 S. GRAVLUND 14:16:57.440 S. GRAVLUND 55.776 4:47.655 5 15:00:45.536 S. GRAVLUND 15:02:29.706 I. AGUILERA 1:44.170 6:31.825							
	<b>12</b>					<b>WTM by Rinaldi Racing</b> Duqueine D09 - Toyota LMP3							1 13:05:33.616 T. KRATZ 13:07:20.260 T. KRATZ 1:46.644 1:46.644 2 13:26:46.439 T. KRATZ 13:28:34.946 T. KRATZ 1:48.507 3:35.151 3 13:58:45.156 T. KRATZ 14:00:07.003 L. WEISS 1:21.847 4:56.998 4 14:57:23.044 L. WEISS 14:58:40.638 G. PEEBLE 1:17.594 6:14.592						
						<b>15</b>		<b>RLR M Sport</b> Ligier JS P325 - Toyota LMP3						1 12:55:45.800 M. JENSEN 12:57:33.217 N. ADCOCK 1:47.417 1:47.417 2 13:24:56.858 N. ADCOCK 13:26:43.679 N. ADCOCK 1:46.821 3:34.238 3 13:55:31.300 N. ADCOCK 13:56:51.280 G. HENRION 1:19.980 4:54.218 4 14:40:54.527 G. HENRION 14:42:00.500 G. HENRION 1:05.973 6:00.191					
								<b>17</b>							<b>CLX Motorsport</b> Ligier JS P325 - Toyota LMP3				
<b>18</b>			<b>IDEC Sport</b> Oreca 07 - Gibson LMP2							1 12:41:50.608 J. CHADWICK 12:42:53.287 J. CHADWICK 1:02.679 1:02.679 2 13:25:18.399 J. CHADWICK 13:26:45.191 D. JUNCADELLA 1:26.792 2:29.471 3 14:17:47.335 D. JUNCADELLA 14:18:57.362 D. JUNCADELLA 1:10.027 3:39.498 4 14:42:02.940 D. JUNCADELLA 14:43:18.654 M. JAUBERT 1:15.714 4:55.212 5 15:37:28.264 M. JAUBERT 15:38:16.204 M. JAUBERT 47.940 5:43.152									
			<b>20</b>	<b>Algarve Pro Racing</b> Oreca 07 - Gibson LMP2 Pro/Am							1 12:41:49.396 K. LENTOUDIS 12:42:42.442 K. LENTOUDIS 53.046 53.046 2 13:03:03.501 K. LENTOUDIS 13:04:08.162 O. CALDWELL 1:04.661 1:57.707 3 13:27:38.433 O. CALDWELL 13:28:48.132 O. CALDWELL 1:09.699 3:07.406 4 14:18:02.531 O. CALDWELL 14:19:09.506 A. QUINN 1:06.975 4:14.381 5 14:39:44.642 A. QUINN 14:40:50.515 A. QUINN 1:05.873 5:20.254 6 15:36:09.587 A. QUINN 15:37:14.009 A. QUINN 1:04.422 6:24.676								
	<b>21</b>	<b>United Autosports</b> Oreca 07 - Gibson LMP2 Pro/Am							1 12:38:12.291 D. SCHNEIDER 12:39:01.354 D. SCHNEIDER 49.063 49.063 2 13:02:27.969 D. SCHNEIDER 13:03:47.163 O. JARVIS 1:19.194 2:08.257 3 13:26:55.101 O. JARVIS 13:28:07.510 O. JARVIS 1:12.409 3:20.666 4 14:18:03.955 O. JARVIS 14:19:24.365 M. SATO 1:20.410 4:41.076 5 14:39:32.142 M. SATO 14:40:19.718 M. SATO 47.576 5:28.652 6 15:23:39.899 M. SATO 15:24:54.721 M. SATO 1:14.822 6:43.474										
		<b>22</b>		<b>United Autosports</b> Oreca 07 - Gibson LMP2								1 12:40:09.961 M. MALDONADO 12:41:19.224 M. MALDONADO 1:09.263 1:09.263 2 13:20:25.560 M. MALDONADO 13:21:54.420 G. SAUCY 1:28.860 2:38.123 3 14:19:39.640 G. SAUCY 14:20:40.233 G. SAUCY 1:00.593 3:38.716 4 14:43:01.384 G. SAUCY 14:44:39.289 B. HANLEY 1:37.905 5:16.621 5 15:28:18.072 B. HANLEY 15:29:25.560 B. HANLEY 1:07.488 6:24.109							



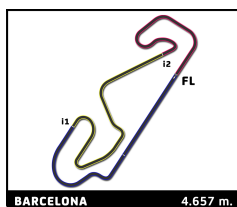


## European Le Mans Series 4 Hours of Barcelona Race

### Pit Stop Analysis

No	In Time	In Driver	Out Time	Out Driver	Pit Time	T. Pit Time	No	In Time	In Driver	Out Time	Out Driver	Pit Time	T. Pit Time		
<b>23</b>	<b>United Autosports</b>						LMGT3								
	McLaren 720S LMGT3 Evo														
	1	13:06:10.260	M. BIRCH	13:07:24.336	M. BIRCH	1:14.076		1:14.076	1	12:39:49.213	F. SIMONAZZI	12:40:55.354	F. SIMONAZZI	1:06.141	1:06.141
	2	13:28:08.957	M. BIRCH	13:29:10.513	M. BIRCH	1:01.556		2:15.632	2	13:21:39.415	F. SIMONAZZI	13:23:01.876	R. NISSANY	1:22.461	2:28.602
	3	14:07:15.092	M. BIRCH	14:08:28.573	G. PATTERSON	1:13.481		3:29.113	3	14:19:31.650	R. NISSANY	14:20:37.663	R. NISSANY	1:06.013	3:34.615
	4	14:42:22.525	G. PATTERSON	14:43:36.722	G. PATTERSON	1:14.197		4:43.310	4	14:39:36.829	R. NISSANY	14:40:48.357	R. DE GÉRUS	1:11.528	4:46.143
<b>24</b>	<b>Nielsen Racing</b>						LMP2								
	Oreca 07 - Gibson														
	1	12:41:43.372	C. BOLUKBASI	12:42:49.466	C. BOLUKBASI	1:06.094		1:06.094	1	12:47:13.183	J. WOLFF	12:47:50.802	J. WOLFF	37.619	37.619
	2	13:03:51.332	C. BOLUKBASI	13:05:32.620	F. HABSBERG	1:41.288		2:47.382	2	13:00:15.285	J. WOLFF	13:00:39.324	J. WOLFF	24.039	1:01.658
	3	13:26:53.177	F. HABSBERG	13:27:38.186	F. HABSBERG	45.009		3:32.391	3	13:06:03.637	J. WOLFF	13:10:53.973	J. FOUBERT	4:50.336	5:51.994
	4	14:21:31.184	F. HABSBERG	14:22:59.523	F. ALBUQUERQUE	1:28.339		5:00.730	4	13:27:17.428	J. FOUBERT	13:29:24.740	J. FOUBERT	2:07.312	7:59.306
<b>25</b>	<b>Algarve Pro Racing</b>						LMP2								
	Oreca 07 - Gibson														
	1	12:41:30.864	M. KAISER	12:42:33.009	M. KAISER	1:02.145		1:02.145	5	14:14:57.628	J. FOUBERT	14:28:26.244	M. FOSSARD	13:28.616	21:27.922
	2	13:19:55.218	M. KAISER	13:21:21.291	L. FLUXA	1:26.073		2:28.218	6	15:29:03.112	M. FOSSARD	15:29:48.231	M. FOSSARD	45.119	22:13.041
	3	14:19:34.989	L. FLUXA	14:20:44.485	L. FLUXA	1:09.496		3:37.714							
	4	14:42:45.664	L. FLUXA	14:43:50.100	T. POURCHAIRE	1:04.436		4:42.150							
<b>27</b>	<b>Nielsen Racing</b>						LMP2 Pro/Am								
	Oreca 07 - Gibson														
	1	12:41:24.771	A. WELLS	12:42:39.659	A. WELLS	1:14.888		1:14.888	1	12:41:51.955	P. PERINO	12:43:00.160	P. PERINO	1:08.205	1:08.205
	2	13:07:54.519	A. WELLS	13:09:15.683	S. SETTE CAMADA	1:21.164		2:36.052	2	13:25:19.785	P. PERINO	13:26:47.486	J. SIMMENAUER	1:27.701	2:35.906
	3	13:28:21.675	S. SETTE CAMADA	13:29:05.318	S. SETTE CAMADA	43.643		3:19.695	3	14:07:37.553	J. SIMMENAUER	14:08:48.102	J. SIMMENAUER	1:10.549	3:46.455
	4	14:19:53.335	S. SETTE CAMADA	14:21:02.126	J. ALLEN	1:08.791		4:28.486	4	14:24:11.417	J. SIMMENAUER	14:26:23.743	J. SIMMENAUER	2:12.326	5:58.781
<b>28</b>	<b>IDEC Sport</b>						LMP2								
	Oreca 07 - Gibson														
	1	12:42:02.385	P. LAFARGUE	12:42:59.552	P. LAFARGUE	57.167		57.167	5	14:41:18.016	J. SIMMENAUER	14:42:25.479	L. GHIOTTO	1:07.463	7:06.244
	2	13:09:31.482	P. LAFARGUE	13:11:04.280	J. VAN UITERT	1:32.798		2:29.965	6	15:39:12.083	L. GHIOTTO	15:40:04.436	L. GHIOTTO	52.353	7:58.597
	3	13:28:51.460	J. VAN UITERT	13:29:37.216	J. VAN UITERT	45.756		3:15.721							
	4	14:21:05.024	J. VAN UITERT	14:22:25.409	P. CHATIN	1:20.385		4:36.106							
<b>29</b>	<b>TDS Racing</b>						LMP2 Pro/Am								
	Oreca 07 - Gibson														
	1	12:42:25.551	R. SALES	12:43:25.501	R. SALES	59.950		59.950							
	2	13:04:50.914	R. SALES	13:06:10.411	C. NOVALAK	1:19.497		2:19.447							
	3	13:24:55.617	C. NOVALAK	13:25:42.997	C. NOVALAK	47.380		3:06.827							
	4	14:20:56.413	C. NOVALAK	14:22:23.558	M. BECHE	1:27.145		4:33.972							
<b>30</b>	<b>Duqueine Team</b>						LMP2								
	Oreca 07 - Gibson														
	1	14:38:59.893	M. BECHE	14:39:51.271	M. BECHE	51.378		5:25.350							
	2	15:36:21.529	M. BECHE	15:37:30.121	M. BECHE	1:08.592		6:33.942							
<b>31</b>	<b>Racing Spirit of Lemans</b>						LMP3								
	Ligier JS P325 - Toyota														
	1	12:47:13.183	J. WOLFF	12:47:50.802	J. WOLFF	37.619		37.619							
	2	13:00:15.285	J. WOLFF	13:00:39.324	J. WOLFF	24.039		1:01.658							
	3	13:06:03.637	J. WOLFF	13:10:53.973	J. FOUBERT	4:50.336		5:51.994							
	4	13:27:17.428	J. FOUBERT	13:29:24.740	J. FOUBERT	2:07.312		7:59.306							
<b>34</b>	<b>Inter Europol Competition</b>						LMP2								
	Oreca 07 - Gibson														
	1	12:41:51.955	P. PERINO	12:43:00.160	P. PERINO	1:08.205		1:08.205							
	2	13:25:19.785	P. PERINO	13:26:47.486	J. SIMMENAUER	1:27.701		2:35.906							
	3	14:07:37.553	J. SIMMENAUER	14:08:48.102	J. SIMMENAUER	1:10.549		3:46.455							
	4	14:24:11.417	J. SIMMENAUER	14:26:23.743	J. SIMMENAUER	2:12.326		5:58.781							
<b>35</b>	<b>Ultimate</b>						LMP3								
	Ligier JS P325 - Toyota														
	1	13:03:50.400	L. ROSSI	13:04:48.072	L. ROSSI	57.672		57.672							
	2	13:25:11.923	L. ROSSI	13:26:59.042	L. ROSSI	1:47.119		2:44.791							
	3	13:49:49.213	L. ROSSI	13:50:51.208	J. LAHAYE	1:01.995		3:46.786							
	4	14:39:37.777	J. LAHAYE	14:41:24.667	M. LAHAYE	1:46.890		5:33.676							
<b>37</b>	<b>CLX - Pure Rxcing</b>						LMP2								
	Oreca 07 - Gibson														
	1	12:43:29.616	A. MALYKHIN	12:44:22.149	A. MALYKHIN	52.533		52.533							
	2	13:11:54.079	A. MALYKHIN	13:13:29.751	T. VAUTIER	1:35.672		2:28.205							
	3	13:27:26.788	T. VAUTIER	13:28:26.706	T. VAUTIER	59.938		3:28.143							
	4	14:19:47.121	T. VAUTIER	14:20:45.534	T. VAUTIER	58.413		4:26.556							
<b>43</b>	<b>Inter Europol Competition</b>						LMP2								
	Oreca 07 - Gibson														
	1	12:41:42.590	J. SMIECHOWSKI	12:42:50.364	J. SMIECHOWSKI	1:07.774		1:07.774							
	2	13:02:48.692	J. SMIECHOWSKI	13:10:25.980	N. YELLOLY	7:37.288		8:45.062							
	3	13:17:00.769	N. YELLOLY	13:24:28.794	N. YELLOLY	7:28.025		16:13.087							
	4	14:16:15.539	N. YELLOLY	14:17:19.564	N. YELLOLY	1:04.025		17:17.112							
<b>47</b>	<b>CLX Motorsport</b>						LMP2								
	Oreca 07 - Gibson														
	1	12:39:50.753	M. ESPIRITO SANTO	12:40:57.223	M. ESPIRITO SANTO	1:06.470		1:06.470							
	2	13:23:54.508	M. ESPIRITO SANTO	13:25:23.595	E. FITTIPALDI	1:29.087		2:35.557							
	3	14:20:50.914	E. FITTIPALDI	14:21:54.742	E. FITTIPALDI	1:03.828		3:39.385							
	4	14:41:49.197	E. FITTIPALDI	14:43:00.711	L. DERANI	1:11.514		4:50.899							



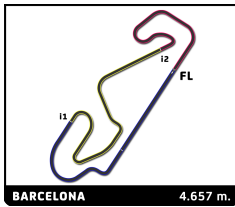


**European Le Mans Series**  
**4 Hours of Barcelona**  
**Race**

**Pit Stop Analysis**

No	In Time	In Driver	Out Time	Out Driver	Pit Time	T. Pit Time	No	In Time	In Driver	Out Time	Out Driver	Pit Time	T. Pit Time
5	15:36:02.176	L. DERANI	15:36:52.144	L. DERANI	49.968	5:40.867	3	14:35:33.285	M. CRESSONI	14:36:37.848	M. CRESSONI	1:04.563	3:30.102
<b>48</b>	<b>VDS Panis Racing</b> Oreca 07 - Gibson LMP2						4	14:38:56.037	M. CRESSONI	14:39:50.664	M. CRESSONI	54.627	4:24.729
1	12:41:29.724	O. GRAY	12:42:31.537	O. GRAY	1:01.813	1:01.813	5	15:11:27.600	M. CRESSONI	15:12:25.824	A. PICARIELLO	58.224	5:22.953
2	13:18:06.589	O. GRAY	13:19:33.811	E. MASSON	1:27.222	2:29.035	<b>63</b>	<b>Iron Lynx</b> Mercedes -AMG LMGT3 LMGT3					
3	14:16:11.092	E. MASSON	14:17:17.644	E. MASSON	1:06.552	3:35.587	1	13:00:36.119	M. BERRY	13:02:02.531	M. BERRY	1:26.412	1:26.412
4	14:38:37.755	E. MASSON	14:39:52.223	C. MILESI	1:14.468	4:50.055	2	13:27:15.137	M. BERRY	13:28:25.515	M. BERRY	1:10.378	2:36.790
5	15:37:35.169	C. MILESI	15:38:22.410	C. MILESI	47.241	5:37.296	3	14:06:07.798	M. BERRY	14:07:18.617	L. HANAFIN	1:10.819	3:47.609
<b>50</b>	<b>Richard Mille AF Corse</b> Ferrari 296 LMGT3 LMGT3						4	14:43:22.876	L. HANAFIN	14:44:38.233	L. HANAFIN	1:15.357	5:02.966
1	12:39:31.347	C. TOLEDO	12:39:54.701	C. TOLEDO	23.354	23.354	<b>66</b>	<b>JMW Motorsport</b> Ferrari 296 LMGT3 LMGT3					
2	13:01:40.571	C. TOLEDO	13:03:07.816	C. TOLEDO	1:27.245	1:50.599	1	12:46:55.507	S. NOBLE	12:48:10.872	S. NOBLE	1:15.365	1:15.365
3	13:26:14.741	C. TOLEDO	13:27:03.462	C. TOLEDO	48.721	2:39.320	2	13:43:29.328	S. NOBLE	13:45:01.553	J. HART	1:32.225	2:47.590
4	14:05:21.234	C. TOLEDO	14:06:28.039	L. WADOUX	1:06.805	3:46.125	3	14:38:38.392	J. HART	14:39:57.746	J. HART	1:19.354	4:06.944
5	14:42:06.396	L. WADOUX	14:42:56.869	L. WADOUX	50.473	4:36.598	4	15:15:16.270	J. HART	15:16:28.460	G. BRUNI	1:12.190	5:19.134
6	15:04:34.569	L. WADOUX	15:05:40.639	R. AGOSTINI	1:06.070	5:42.668	<b>68</b>	<b>M Racing</b> Ligier JS P325 - Toyota LMP3					
<b>51</b>	<b>AF Corse</b> Ferrari 296 LMGT3 LMGT3						1	12:41:45.599	S. TRIBAUDINI	12:43:31.419	S. TRIBAUDINI	1:45.820	1:45.820
1	13:01:18.807	C. SAMANI	13:02:47.084	C. SAMANI	1:28.277	1:28.277	2	14:02:00.388	S. TRIBAUDINI	14:03:47.708	Q. ANTONEL	1:47.320	3:33.140
2	13:25:52.105	C. SAMANI	13:26:35.841	C. SAMANI	43.736	2:12.013	3	14:38:25.748	Q. ANTONEL	14:39:29.027	Q. ANTONEL	1:03.279	4:36.419
3	14:08:51.356	C. SAMANI	14:10:03.020	C. LAURSEN	1:11.664	3:23.677	<b>74</b>	<b>Kessel Racing</b> Ferrari 296 LMGT3 LMGT3					
4	14:41:51.930	C. LAURSEN	14:42:58.984	C. LAURSEN	1:07.054	4:30.731	1	12:57:43.942	A. GILBERT	12:59:13.510	A. GILBERT	1:29.568	1:29.568
5	15:14:58.283	C. LAURSEN	15:16:02.367	D. RIGON	1:04.084	5:34.815	2	13:13:27.835	A. GILBERT	13:13:51.316	A. GILBERT	23.481	1:53.049
<b>55</b>	<b>Spirit of Race</b> Ferrari 296 LMGT3 LMGT3						3	13:57:51.483	A. GILBERT	13:58:19.074	A. GILBERT	27.591	2:20.640
1	13:01:30.128	D. CAMERON	13:02:57.475	D. CAMERON	1:27.347	1:27.347	4	14:11:00.418	A. GILBERT	14:12:27.011	F. RUEDA	1:26.593	3:47.233
2	13:26:20.059	D. CAMERON	13:27:45.567	D. CAMERON	1:25.508	2:52.855	5	14:19:29.511	F. RUEDA	14:20:07.141	F. RUEDA	37.630	4:24.863
3	14:06:44.679	D. CAMERON	14:07:55.413	D. PEREL	1:10.734	4:03.589	6	14:41:11.781	F. RUEDA	14:42:15.722	F. RUEDA	1:03.941	5:28.804
4	14:41:05.155	D. PEREL	14:42:11.788	D. PEREL	1:06.633	5:10.222	7	15:14:52.768	F. RUEDA	15:15:56.533	M. MOLINA	1:03.765	6:32.569
5	15:11:26.449	D. PEREL	15:12:23.766	M. GRIFFIN	57.317	6:07.539	<b>77</b>	<b>Proton Competition</b> Oreca 07 - Gibson LMP2 Pro/Am					
<b>57</b>	<b>Kessel Racing</b> Ferrari 296 LMGT3 LMGT3						1	12:40:21.097	G. RODA	12:41:21.294	G. RODA	1:00.197	1:00.197
1	13:01:10.954	T. KIMURA	13:02:35.460	T. KIMURA	1:24.506	1:24.506	2	13:11:04.109	G. RODA	13:12:27.081	R. BINDER	1:22.972	2:23.169
2	13:28:42.878	T. KIMURA	13:29:26.720	T. KIMURA	43.842	2:08.348	3	13:28:49.828	R. BINDER	13:29:29.876	R. BINDER	40.048	3:03.217
3	14:04:54.571	T. KIMURA	14:06:00.562	B. TUCK	1:05.991	3:14.339	4	14:21:17.790	R. BINDER	14:22:50.009	B. VISCAAL	1:32.219	4:35.436
4	14:40:21.548	B. TUCK	14:41:29.128	B. TUCK	1:07.580	4:21.919	5	15:23:27.588	B. VISCAAL	15:24:48.409	B. VISCAAL	1:20.821	5:56.257
5	15:13:04.857	B. TUCK	15:14:06.113	D. SERRA	1:01.256	5:23.175	<b>82</b>	<b>TF Sport</b> Corvette Z06 LMGT3.R LMGT3					
<b>59</b>	<b>Racing Spirit of Lemans</b> Aston Martin Vantage AMR LMGT3 LMGT3						1	13:01:42.225	H. KOIZUMI	13:03:02.248	H. KOIZUMI	1:20.023	1:20.023
1	12:55:55.136	C. MATEU	12:57:21.733	C. MATEU	1:26.597	1:26.597	2	14:01:30.703	H. KOIZUMI	14:02:57.345	R. ANDRADE	1:26.642	2:46.665
2	14:01:16.912	C. MATEU	14:02:45.893	E. BASTARD	1:28.981	2:55.578	3	14:42:14.916	R. ANDRADE	14:43:26.926	R. ANDRADE	1:12.010	3:58.675
3	14:43:08.355	E. BASTARD	14:43:53.719	E. BASTARD	45.364	3:40.942	4	15:16:49.957	R. ANDRADE	15:17:49.533	C. EASTWOOD	59.576	4:58.251
4	15:10:17.898	E. BASTARD	15:11:26.350	V. HASSE CLOT	1:08.452	4:49.394	5	15:43:38.946	C. EASTWOOD	15:44:26.969	C. EASTWOOD	48.023	5:46.274
5	15:45:32.385	V. HASSE CLOT	15:46:20.127	V. HASSE CLOT	47.742	5:37.136	<b>83</b>	<b>AF Corse</b> Oreca 07 - Gibson LMP2 Pro/Am					
<b>60</b>	<b>Proton Competition</b> Porsche 911 GT3 R LMGT3 LMGT3						1	12:42:36.998	F. PERRODO	12:43:29.363	F. PERRODO	52.365	52.365
1	13:01:50.029	C. SCHIAVONI	13:02:59.643	C. SCHIAVONI	1:09.614	1:09.614	2	13:04:57.712	F. PERRODO	13:06:12.793	A. ROVERA	1:15.081	2:07.446
2	13:43:22.097	C. SCHIAVONI	13:44:38.022	M. CRESSONI	1:15.925	2:25.539	3	13:24:39.959	A. ROVERA	13:25:25.514	A. ROVERA	45.555	2:53.001





**European Le Mans Series**  
**4 Hours of Barcelona**  
**Race**

**Pit Stop Analysis**

No	In Time	In Driver	Out Time	Out Driver	Pit Time	T. Pit Time	No	In Time	In Driver	Out Time	Out Driver	Pit Time	T. Pit Time
4	14:19:52.662	A. ROVERA	14:21:19.532	M. VAXIVIERE	1:26.870	4:19.871							
5	14:39:54.377	M. VAXIVIERE	14:40:52.749	M. VAXIVIERE	58.372	5:18.243							
6	15:37:29.052	M. VAXIVIERE	15:38:32.366	M. VAXIVIERE	1:03.314	6:21.557							

**85**

**Iron Dames**

Porsche 911 GT3 R LMGT3

LMGT3

1	13:02:11.966	C. MARTIN	13:03:38.709	C. MARTIN	1:26.743	1:26.743
2	13:27:05.934	C. MARTIN	13:28:08.769	C. MARTIN	1:02.835	2:29.578
3	14:09:31.474	C. MARTIN	14:10:40.623	S. BOVY	1:09.149	3:38.727
4	14:39:38.846	S. BOVY	14:40:45.986	S. BOVY	1:07.140	4:45.867
5	15:11:11.389	S. BOVY	15:12:11.366	M. GATTING	59.977	5:45.844

**86**

**GR Racing**

Ferrari 296 LMGT3

LMGT3

1	12:46:49.855	M. WAINWRIGHT	12:48:01.775	M. WAINWRIGHT	1:11.920	1:11.920
2	13:07:47.439	M. WAINWRIGHT	13:08:55.018	M. WAINWRIGHT	1:07.579	2:19.499
3	13:43:18.254	M. WAINWRIGHT	13:44:21.893	T. FLEMING	1:03.639	3:23.138
4	14:40:20.074	T. FLEMING	14:41:50.771	R. PERA	1:30.697	4:53.835
5	15:45:33.334	R. PERA	15:46:32.820	R. PERA	59.486	5:53.321

**88**

**Inter Europol Competition**

Ligier JS P325 - Toyota

LMP3

1	13:06:04.597	T. CRESWICK	13:07:01.386	T. CRESWICK	56.789	56.789
2	13:29:45.889	T. CRESWICK	13:31:32.239	T. CRESWICK	1:46.350	2:43.139
3	13:50:07.836	T. CRESWICK	13:51:11.031	D. DEDECKER	1:03.195	3:46.334
4	14:43:47.399	D. DEDECKER	14:45:34.422	R. GOLD	1:47.023	5:33.357

**99**

**AO by TF**

Oreca 07 - Gibson

LMP2 Pro/Am

1	12:42:14.831	P. HYETT	12:43:18.839	P. HYETT	1:04.008	1:04.008
2	13:09:40.360	P. HYETT	13:10:55.901	D. CAMERON	1:15.541	2:19.549
3	14:08:33.901	D. CAMERON	14:09:42.511	D. CAMERON	1:08.610	3:28.159
4	14:35:38.838	D. CAMERON	14:36:48.118	L. DELÉTRAZ	1:09.280	4:37.439
5	14:42:40.355	L. DELÉTRAZ	14:43:20.114	L. DELÉTRAZ	39.759	5:17.198
6	15:31:05.173	L. DELÉTRAZ	15:39:30.720	L. DELÉTRAZ	8:25.547	13:42.745

