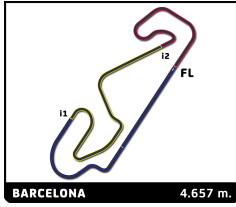


European Le Mans Series
4 Hours of Barcelona
Race

Sector Analysis

| Lap under Red Flag | | | | | | | Invalidated Lap | | Personal Best | Session Best | B Crossing the pit lane | | | | | |
|--------------------|------------------------|-----------------|---------------|------------------|---------------|--------|-------------------|-----------|---------------|--------------|-------------------------|----------|----------|--------|-------------|-------------|
| Lap | D | Time | Sector 1 | Sector 2 | Sector 3 | T. Spd | Elapsed | Lap | D | Time | Sector 1 | Sector 2 | Sector 3 | T. Spd | Elapsed | |
| 3 | DKR Engineering | | | | | | Oreca 07 - Gibson | 51 | 2 | 2:35.372 | B | 27.637 | 1:10.346 | 57.389 | 287.2 | 1:24:22.931 |
| | 1.Georgios KOLOVOS | | | 3.Thomas LAURENT | | | LMP2 Pro/Am | 52 | 1 | 4:27.360 | | 2:08.323 | 1:21.556 | 57.481 | | 1:28:50.291 |
| | 2.Laurents HÖRR | | | | | | | 53 | 1 | 3:15.499 | | 1:07.883 | 1:14.026 | 53.590 | | 1:32:05.790 |
| 1 | 2 | 1:40.753 | 32.303 | 40.012 | 28.438 | | 1:40.753 | 54 | 1 | 3:14.507 | 1:02.487 | 1:12.213 | 59.807 | | 1:35:20.297 | |
| 2 | 2 | 1:33.596 | 27.133 | 38.472 | 27.991 | 286.5 | 3:14.349 | 55 | 1 | 3:18.446 | 1:10.657 | 1:16.859 | 50.930 | | 1:38:38.743 | |
| 3 | 2 | 1:33.206 | 26.823 | 38.476 | 27.907 | 288.0 | 4:47.555 | 56 | 1 | 2:26.991 | 47.556 | 54.642 | 44.793 | 161.9 | 1:41:05.734 | |
| 4 | 2 | 1:33.286 | 26.905 | 38.350 | 28.031 | 288.8 | 6:20.841 | 57 | 1 | 1:37.398 | 28.833 | 39.484 | 29.081 | 277.6 | 1:42:43.132 | |
| 5 | 2 | 1:32.396 | 26.808 | 37.897 | 27.691 | 288.8 | 7:53.237 | 58 | 1 | 1:37.300 | 27.773 | 40.440 | 29.087 | 282.7 | 1:44:20.432 | |
| 6 | 2 | 1:33.227 | 26.668 | 38.508 | 28.051 | 288.0 | 9:26.464 | 59 | 1 | 1:36.616 | 28.045 | 39.535 | 29.036 | 285.0 | 1:45:57.048 | |
| 7 | 2 | 1:33.050 | 26.865 | 38.290 | 27.895 | 288.0 | 10:59.514 | 60 | 1 | 1:38.104 | 27.891 | 40.785 | 29.428 | 285.0 | 1:47:35.152 | |
| 8 | 2 | 1:35.516 | 27.305 | 39.163 | 29.048 | 290.3 | 12:35.030 | 61 | 1 | 1:38.014 | 27.931 | 40.481 | 29.602 | 284.2 | 1:49:13.166 | |
| 9 | 2 | 1:35.715 | 27.636 | 39.769 | 28.310 | 287.2 | 14:10.745 | 62 | 1 | 1:37.726 | 27.835 | 39.693 | 30.198 | 285.7 | 1:50:50.892 | |
| 10 | 2 | 1:33.342 | 26.868 | 38.413 | 28.061 | 288.8 | 15:44.087 | 63 | 1 | 1:38.201 | 28.524 | 40.376 | 29.301 | 285.0 | 1:52:29.093 | |
| 11 | 2 | 1:33.978 | 26.831 | 38.512 | 28.635 | 287.2 | 17:18.065 | 64 | 1 | 1:39.102 | 27.813 | 40.444 | 30.845 | 285.0 | 1:54:08.195 | |
| 12 | 2 | 1:34.715 | 27.094 | 38.475 | 29.146 | 287.2 | 18:52.780 | 65 | 1 | 1:39.706 | 29.461 | 40.427 | 29.818 | 279.1 | 1:55:47.901 | |
| 13 | 2 | 1:34.312 | 27.464 | 38.600 | 28.248 | 286.5 | 20:27.092 | 66 | 1 | 1:38.570 | 27.828 | 41.095 | 29.647 | 285.0 | 1:57:26.471 | |
| 14 | 2 | 1:33.140 | 26.975 | 38.221 | 27.944 | 287.2 | 22:00.232 | 67 | 1 | 1:37.678 | 28.238 | 39.952 | 29.488 | 284.2 | 1:59:04.149 | |
| 15 | 2 | 4:33.423 | 26.674 | 38.542 | 28.237 | 288.0 | 23:33.655 | 68 | 1 | 1:37.706 | 28.048 | 39.996 | 29.662 | 283.5 | 2:00:41.855 | |
| 16 | 2 | 1:35.001 | 27.011 | 38.448 | 29.542 | 288.8 | 25:08.656 | 69 | 1 | 1:37.592 | 28.139 | 40.218 | 29.235 | 283.5 | 2:02:19.447 | |
| 17 | 2 | 1:38.503 | 27.266 | 40.275 | 30.962 | 286.5 | 26:47.159 | 70 | 1 | 1:38.101 | 28.086 | 40.677 | 29.338 | 285.0 | 2:03:57.548 | |
| 18 | 2 | 1:34.819 | 27.323 | 38.799 | 28.697 | 286.5 | 28:21.978 | 71 | 1 | 1:37.391 | 28.165 | 39.911 | 29.315 | 285.7 | 2:05:34.939 | |
| 19 | 2 | 1:34.702 | 27.163 | 38.992 | 28.547 | 288.0 | 29:56.680 | 72 | 1 | 1:39.284 | 28.477 | 40.484 | 30.323 | 285.7 | 2:07:14.223 | |
| 20 | 2 | 1:34.244 | 26.903 | 38.827 | 28.514 | 288.0 | 31:30.924 | 73 | 1 | 1:38.852 | 29.309 | 40.097 | 29.446 | 282.0 | 2:08:53.075 | |
| 21 | 2 | 1:35.515 | 27.253 | 38.803 | 29.459 | 287.2 | 33:06.439 | 74 | 1 | 1:37.550 | 28.091 | 40.005 | 29.454 | 284.2 | 2:10:30.625 | |
| 22 | 2 | 1:35.168 | 27.277 | 39.074 | 28.817 | 288.0 | 34:41.607 | 75 | 1 | 1:37.566 | 28.017 | 40.083 | 29.466 | 285.7 | 2:12:08.191 | |
| 23 | 2 | 1:37.115 | 27.389 | 40.711 | 29.015 | 287.2 | 36:18.722 | 76 | 1 | 1:38.390 | 28.263 | 40.591 | 29.536 | 284.2 | 2:13:46.581 | |
| 24 | 2 | 1:40.629 | B | 27.926 | 39.014 | 33.689 | 288.0 | 37:59.351 | 77 | 1 | 1:39.333 | 28.030 | 40.245 | 31.058 | 283.5 | 2:15:25.914 |
| 25 | 2 | 1:55.646 | 46.527 | 39.121 | 29.998 | 197.1 | 39:54.997 | 78 | 1 | 1:38.612 | 28.311 | 40.585 | 29.716 | 284.2 | 2:17:04.526 | |
| 26 | 2 | 1:40.470 | B | 27.605 | 39.080 | 33.785 | 286.5 | 41:35.467 | 79 | 1 | 1:39.129 | 28.254 | 40.302 | 30.573 | 287.2 | 2:18:43.655 |
| 27 | 2 | 2:39.146 | 1:31.054 | 39.105 | 28.987 | 194.6 | 44:14.613 | 80 | 1 | 1:39.303 | 28.218 | 40.753 | 30.332 | 285.0 | 2:20:22.958 | |
| 28 | 2 | 1:39.811 | B | 27.350 | 38.988 | 33.473 | 285.7 | 45:54.424 | 81 | 1 | 1:39.703 | 28.381 | 41.001 | 30.321 | 282.7 | 2:22:02.661 |
| 29 | 2 | 1:57.296 | 47.142 | 39.640 | 30.514 | 195.3 | 47:51.720 | 82 | 1 | 1:44.915 | B | 28.507 | 40.428 | 35.980 | 281.2 | 2:23:47.576 |
| 30 | 2 | 1:36.839 | 27.949 | 39.923 | 28.967 | 285.7 | 49:28.559 | 83 | 1 | 2:16.779 | 1:06.516 | 40.309 | 29.954 | 192.2 | 2:26:04.355 | |
| 31 | 2 | 1:39.002 | 27.567 | 42.113 | 29.322 | 286.5 | 51:07.561 | 84 | 1 | 1:39.420 | 28.391 | 40.575 | 30.454 | 285.0 | 2:27:43.775 | |
| 32 | 2 | 1:36.484 | 27.711 | 39.732 | 29.041 | 285.0 | 52:44.045 | 85 | 1 | 1:39.041 | 28.496 | 40.729 | 29.816 | 284.2 | 2:29:22.816 | |
| 33 | 2 | 1:36.519 | 27.552 | 39.787 | 29.180 | 287.2 | 54:20.564 | 86 | 1 | 1:42.307 | 28.318 | 41.463 | 32.526 | 283.5 | 2:31:05.123 | |
| 34 | 2 | 1:35.753 | 27.338 | 39.478 | 28.937 | 286.5 | 55:56.317 | 87 | 1 | 1:39.815 | 28.931 | 40.924 | 29.960 | 281.2 | 2:32:44.938 | |
| 35 | 2 | 1:36.812 | 27.512 | 40.327 | 28.973 | 288.8 | 57:33.129 | 88 | 1 | 1:39.338 | 28.393 | 41.011 | 29.934 | 284.2 | 2:34:24.276 | |
| 36 | 2 | 1:36.291 | 27.879 | 39.475 | 28.937 | 286.5 | 59:09.420 | 89 | 1 | 1:46.163 | B | 28.627 | 40.806 | 36.730 | 284.2 | 2:36:10.439 |
| 37 | 2 | 1:37.580 | 28.423 | 39.573 | 29.584 | 288.8 | 1:00:47.000 | 90 | 3 | 4:25.884 | 2:06.510 | 1:21.338 | 58.036 | 188.2 | 2:40:36.323 | |
| 38 | 2 | 1:39.335 | 27.449 | 39.235 | 32.651 | 285.7 | 1:02:26.335 | 91 | 3 | 3:31.603 | 1:12.498 | 1:21.743 | 57.362 | | 2:44:07.926 | |
| 39 | 2 | 1:39.627 | 28.672 | 41.194 | 29.761 | 278.4 | 1:04:05.962 | 92 | 3 | 2:27.832 | 1:10.432 | 46.816 | 30.584 | | 2:46:35.758 | |
| 40 | 2 | 1:36.315 | 27.652 | 39.358 | 29.305 | 284.2 | 1:05:42.277 | 93 | 3 | 3:00.344 | 52.300 | 1:14.093 | 53.951 | | 2:49:36.102 | |
| 41 | 2 | 1:35.690 | 27.515 | 39.334 | 28.841 | 286.5 | 1:07:17.967 | 94 | 3 | 3:25.871 | 1:05.627 | 1:24.356 | 55.888 | | 2:53:01.973 | |
| 42 | 2 | 1:36.513 | 27.421 | 39.704 | 29.388 | 286.5 | 1:08:54.480 | 95 | 3 | 2:21.426 | 43.941 | 54.969 | 42.516 | 164.1 | 2:55:23.399 | |
| 43 | 2 | 1:36.211 | 27.803 | 39.166 | 29.242 | 286.5 | 1:10:30.691 | 96 | 3 | 1:35.269 | 27.913 | 39.126 | 28.230 | 285.0 | 2:56:58.668 | |
| 44 | 2 | 1:36.511 | 27.536 | 39.716 | 29.259 | 286.5 | 1:12:07.202 | 97 | 3 | 1:34.056 | 27.233 | 38.553 | 28.270 | 288.0 | 2:58:32.724 | |
| 45 | 2 | 1:37.234 | 27.705 | 39.851 | 29.678 | 289.5 | 1:13:44.436 | 98 | 3 | 1:33.948 | 27.038 | 38.686 | 28.224 | 287.2 | 3:00:06.672 | |
| 46 | 2 | 1:36.287 | 27.873 | 39.405 | 29.009 | 286.5 | 1:15:20.723 | 99 | 3 | 4:39.522 | B | 27.106 | 38.923 | 33.493 | 286.5 | 3:01:46.194 |
| 47 | 2 | 1:36.777 | 27.546 | 39.464 | 29.767 | 288.0 | 1:16:57.500 | 100 | 3 | 1:53.308 | 46.432 | 38.713 | 28.163 | 196.0 | 3:03:39.502 | |
| 48 | 2 | 1:37.039 | 27.830 | 40.031 | 29.178 | 288.8 | 1:18:34.539 | 101 | 3 | 4:33.247 | 26.801 | 38.367 | 28.049 | 286.5 | 3:05:12.719 | |
| 49 | 2 | 1:36.659 | 27.703 | 39.859 | 29.097 | 287.2 | 1:20:11.198 | 102 | 3 | 1:33.487 | 26.737 | 38.557 | 28.193 | 288.8 | 3:06:46.206 | |
| 50 | 2 | 1:36.361 | 27.457 | 39.757 | 29.147 | 287.2 | 1:21:47.559 | 103 | 3 | 1:35.967 | 26.929 | 39.697 | 29.341 | 287.2 | 3:08:22.173 | |





European Le Mans Series
4 Hours of Barcelona
Race

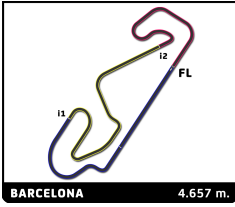
Sector Analysis

| Lap under Red Flag | | | | | | | | Invalidated Lap | | Personal Best | | Session Best | | B Crossing the pit lane | |
|--------------------|---|------------|----------|----------|----------|--------|-------------|-----------------|---|---------------|----------|--------------|----------|-------------------------|-------------|
| Lap | D | Time | Sector 1 | Sector 2 | Sector 3 | T. Spd | Elapsed | Lap | D | Time | Sector 1 | Sector 2 | Sector 3 | T. Spd | Elapsed |
| 104 | 3 | 1:34.172 | 27.013 | 38.717 | 28.442 | 286.5 | 3:09:56.345 | 25 | 1 | 1:44.587 | 30.772 | 42.530 | 34.285 | 255.9 | 43:17.655 |
| 105 | 3 | 1:34.389 | 26.979 | 39.020 | 28.390 | 286.5 | 3:11:30.734 | 26 | 1 | 1:44.061 | 30.217 | 42.565 | 31.279 | 258.4 | 45:01.716 |
| 106 | 3 | 1:37.257 | 27.379 | 39.940 | 29.938 | 287.2 | 3:13:07.991 | 27 | 1 | 1:47.599 | 31.064 | 43.734 | 32.801 | 261.5 | 46:49.315 |
| 107 | 3 | 1:36.551 | 27.314 | 39.932 | 29.305 | 286.5 | 3:14:44.542 | 28 | 1 | 1:44.614 | 30.661 | 41.973 | 31.980 | 256.5 | 48:33.929 |
| 108 | 3 | 1:35.832 | 27.636 | 39.347 | 28.849 | 286.5 | 3:16:20.374 | 29 | 1 | 1:46.658 | 31.332 | 42.994 | 32.332 | 258.4 | 50:20.587 |
| 109 | 3 | 1:37.161 | 27.370 | 39.610 | 30.181 | 288.0 | 3:17:57.535 | 30 | 1 | 1:47.330 | 31.557 | 43.371 | 32.402 | 254.7 | 52:07.917 |
| 110 | 3 | 2:29.622 | 27.480 | 1:05.453 | 56.689 | 285.0 | 3:20:27.157 | 31 | 1 | 1:44.690 | 30.322 | 42.490 | 31.878 | 254.7 | 53:52.607 |
| 111 | 3 | 3:02.119 | 1:11.648 | 1:20.847 | 29.624 | | 3:23:29.276 | 32 | 1 | 1:45.177 | 30.519 | 43.176 | 31.482 | 255.3 | 55:37.784 |
| 112 | 3 | 1:37.665 | 28.089 | 39.819 | 29.757 | 286.5 | 3:25:06.941 | 33 | 1 | 1:46.299 | 30.333 | 43.717 | 32.249 | 256.5 | 57:24.083 |
| 113 | 3 | 1:35.838 | 27.373 | 39.093 | 29.372 | 285.0 | 3:26:42.779 | 34 | 1 | 1:44.073 | 30.253 | 42.538 | 34.282 | 257.1 | 59:08.156 |
| 114 | 3 | 1:36.488 | 27.444 | 39.759 | 29.285 | 287.2 | 3:28:19.267 | 35 | 1 | 1:44.080 | 31.380 | 41.975 | 30.725 | 255.9 | 1:00:52.236 |
| 115 | 3 | 1:36.663 | 27.387 | 40.574 | 28.702 | 286.5 | 3:29:55.930 | 36 | 1 | 1:44.584 | 30.281 | 43.446 | 30.857 | 256.5 | 1:02:36.820 |
| 116 | 3 | 1:35.317 | 27.465 | 39.199 | 28.653 | 288.8 | 3:31:31.247 | 37 | 1 | 1:52.969 B | 30.222 | 42.665 | 40.082 | 259.6 | 1:04:29.789 |
| 117 | 3 | 1:36.222 | 27.637 | 39.179 | 29.406 | 287.2 | 3:33:07.469 | 38 | 1 | 2:40.452 | 1:26.017 | 42.948 | 31.487 | 175.3 | 1:07:10.241 |
| 118 | 3 | 1:35.074 | 27.315 | 39.112 | 28.647 | 285.7 | 3:34:42.543 | 39 | 1 | 1:44.325 | 30.843 | 42.392 | 31.090 | 254.7 | 1:08:54.566 |
| 119 | 3 | 1:36.739 | 27.381 | 40.498 | 28.860 | 287.2 | 3:36:19.282 | 40 | 1 | 1:43.868 | 30.835 | 42.207 | 30.826 | 255.3 | 1:10:38.434 |
| 120 | 3 | 1:40.181 B | 27.296 | 39.236 | 33.649 | 285.7 | 3:37:59.463 | 41 | 1 | 1:43.986 | 30.172 | 41.886 | 31.928 | 256.5 | 1:12:22.420 |
| 121 | 3 | 2:25.655 | 1:16.826 | 39.836 | 28.993 | 194.2 | 3:40:25.118 | 42 | 1 | 1:46.582 | 31.370 | 42.948 | 32.264 | 255.3 | 1:14:09.002 |
| 122 | 3 | 2:10.817 | 27.499 | 46.492 | 56.826 | 284.2 | 3:42:35.935 | 43 | 1 | 1:44.364 | 30.285 | 42.806 | 31.273 | 255.3 | 1:15:53.366 |
| 123 | 3 | 3:29.697 | 1:11.705 | 1:20.992 | 57.000 | | 3:46:05.632 | 44 | 1 | 1:43.757 | 30.414 | 42.331 | 31.012 | 256.5 | 1:17:37.123 |
| 124 | 3 | 3:20.839 | 1:11.962 | 1:21.078 | 47.799 | | 3:49:26.471 | 45 | 1 | 1:43.610 | 30.314 | 42.130 | 31.166 | 255.3 | 1:19:20.733 |
| 125 | 3 | 2:31.533 | 36.614 | 1:06.916 | 48.003 | 155.2 | 3:51:58.004 | 46 | 1 | 1:43.747 | 30.224 | 42.405 | 31.118 | 256.5 | 1:21:04.480 |
| 126 | 3 | 3:16.724 | 51.538 | 1:29.021 | 56.165 | | 3:55:14.728 | 47 | 1 | 2:09.843 | 30.665 | 44.388 | 54.790 | 257.8 | 1:23:14.323 |
| 127 | 3 | 2:32.425 | 56.148 | 59.296 | 36.981 | | 3:57:47.153 | 48 | 1 | 3:30.580 B | 1:11.251 | 1:21.088 | 58.241 | | 1:26:44.903 |
| 128 | 3 | 1:37.705 | 28.497 | 40.157 | 29.051 | 285.7 | 3:59:24.858 | 49 | 1 | 4:18.663 | 2:43.380 | 1:00.796 | 34.487 | | 1:31:03.566 |
| 129 | 3 | 1:36.251 | 28.241 | 39.229 | 28.781 | 280.5 | 4:01:01.109 | 50 | 1 | 1:49.517 | 32.644 | 43.606 | 33.267 | 223.1 | 1:32:53.083 |
| | | | | | | | | 51 | 1 | 2:48.986 | 54.387 | 1:01.649 | 52.950 | 143.6 | 1:35:42.069 |
| | | | | | | | | 52 | 1 | 3:21.403 | 1:10.105 | 1:17.236 | 54.062 | | 1:39:03.472 |
| | | | | | | | | 53 | 1 | 2:14.244 | 41.965 | 54.202 | 38.077 | 134.0 | 1:41:17.716 |
| | | | | | | | | 54 | 1 | 1:45.611 | 30.676 | 43.129 | 31.806 | 255.3 | 1:43:03.327 |
| | | | | | | | | 55 | 1 | 1:47.090 | 31.776 | 43.510 | 31.804 | 259.6 | 1:44:50.417 |
| | | | | | | | | 56 | 1 | 1:44.729 | 30.857 | 42.360 | 31.512 | 255.9 | 1:46:35.146 |
| | | | | | | | | 57 | 1 | 1:45.091 | 31.595 | 42.639 | 30.857 | 258.4 | 1:48:20.237 |
| | | | | | | | | 58 | 1 | 1:43.624 | 30.059 | 42.425 | 31.140 | 258.4 | 1:50:03.861 |
| | | | | | | | | 59 | 1 | 1:42.994 | 30.100 | 42.052 | 30.842 | 255.9 | 1:51:46.855 |
| | | | | | | | | 60 | 1 | 1:44.416 | 30.186 | 42.654 | 31.576 | 257.8 | 1:53:31.271 |
| | | | | | | | | 61 | 1 | 1:43.125 | 30.432 | 41.964 | 30.729 | 258.4 | 1:55:14.396 |
| | | | | | | | | 62 | 1 | 1:43.389 | 30.055 | 42.212 | 31.122 | 254.7 | 1:56:57.785 |
| | | | | | | | | 63 | 1 | 1:45.292 | 30.513 | 42.834 | 31.945 | 256.5 | 1:58:43.077 |
| | | | | | | | | 64 | 1 | 1:45.342 | 31.106 | 42.860 | 31.376 | 252.3 | 2:00:28.419 |
| | | | | | | | | 65 | 1 | 1:47.182 | 31.399 | 43.244 | 32.539 | 248.8 | 2:02:15.601 |
| | | | | | | | | 66 | 1 | 1:52.213 B | 30.218 | 42.669 | 39.326 | 255.3 | 2:04:07.814 |
| | | | | | | | | 67 | 3 | 2:47.751 | 1:33.667 | 42.349 | 31.735 | 166.7 | 2:06:55.565 |
| | | | | | | | | 68 | 3 | 1:43.515 | 30.308 | 41.829 | 31.378 | 256.5 | 2:08:39.080 |
| | | | | | | | | 69 | 3 | 1:42.684 | 29.672 | 42.164 | 30.848 | 255.9 | 2:10:21.764 |
| | | | | | | | | 70 | 3 | 1:42.162 | 29.709 | 41.784 | 30.669 | 254.7 | 2:12:03.926 |
| | | | | | | | | 71 | 3 | 1:42.249 | 29.750 | 41.714 | 30.785 | 255.9 | 2:13:46.175 |
| | | | | | | | | 72 | 3 | 1:42.216 | 29.802 | 41.627 | 30.787 | 256.5 | 2:15:28.391 |
| | | | | | | | | 73 | 3 | 1:43.239 | 30.358 | 41.940 | 30.941 | 259.0 | 2:17:11.630 |
| | | | | | | | | 74 | 3 | 1:44.922 | 30.274 | 43.161 | 31.487 | 257.8 | 2:18:56.552 |
| | | | | | | | | 75 | 3 | 1:43.570 | 30.039 | 41.927 | 31.604 | 256.5 | 2:20:40.122 |
| | | | | | | | | 76 | 3 | 1:44.201 | 30.702 | 42.579 | 30.920 | 256.5 | 2:22:24.323 |
| | | | | | | | | 77 | 3 | 1:43.248 | 29.883 | 42.638 | 30.727 | 257.1 | 2:24:07.571 |

| | | | |
|----------|------------------------|---|------|
| 4 | DKR Engineering | <small>Ginetta G61-LT-P325-EVO - Toyota</small> | |
| | 1. Antti RAMMO | 3. Mikkel Gaarde PEDERSEN | LMP3 |
| | 2. Wyatt BRICHACEK | | |

| | | | | | | | |
|----|---|----------|--------|--------|--------|-------|-----------|
| 1 | 1 | 1:53.855 | 38.887 | 43.665 | 31.303 | | 1:53.855 |
| 2 | 1 | 1:43.441 | 30.397 | 42.357 | 30.687 | 255.9 | 3:37.296 |
| 3 | 1 | 1:43.075 | 30.239 | 42.107 | 30.729 | 258.4 | 5:20.371 |
| 4 | 1 | 1:42.265 | 30.046 | 41.773 | 30.446 | 255.9 | 7:02.636 |
| 5 | 1 | 1:42.028 | 29.935 | 41.468 | 30.625 | 255.3 | 8:44.664 |
| 6 | 1 | 1:41.736 | 29.819 | 41.491 | 30.426 | 256.5 | 10:26.400 |
| 7 | 1 | 1:42.045 | 29.916 | 41.540 | 30.589 | 256.5 | 12:08.445 |
| 8 | 1 | 1:42.192 | 29.890 | 41.728 | 30.574 | 258.4 | 13:50.637 |
| 9 | 1 | 1:42.087 | 30.031 | 41.595 | 30.461 | 256.5 | 15:32.724 |
| 10 | 1 | 1:42.592 | 29.704 | 42.038 | 30.850 | 255.3 | 17:15.316 |
| 11 | 1 | 1:43.907 | 30.252 | 42.054 | 31.601 | 256.5 | 18:59.223 |
| 12 | 1 | 1:43.640 | 29.877 | 41.983 | 31.780 | 257.1 | 20:42.863 |
| 13 | 1 | 1:43.746 | 29.780 | 42.200 | 31.766 | 255.9 | 22:26.609 |
| 14 | 1 | 1:44.300 | 30.326 | 42.020 | 31.954 | 257.1 | 24:10.909 |
| 15 | 1 | 1:43.191 | 30.029 | 41.987 | 31.175 | 257.1 | 25:54.100 |
| 16 | 1 | 1:43.596 | 30.243 | 42.278 | 31.075 | 257.1 | 27:37.696 |
| 17 | 1 | 1:43.884 | 30.169 | 42.731 | 30.984 | 259.0 | 29:21.580 |
| 18 | 1 | 1:42.985 | 29.991 | 42.070 | 30.924 | 256.5 | 31:04.565 |
| 19 | 1 | 1:43.792 | 30.387 | 42.445 | 30.960 | 259.6 | 32:48.357 |
| 20 | 1 | 1:42.928 | 30.063 | 41.922 | 30.943 | 257.8 | 34:31.285 |
| 21 | 1 | 1:45.447 | 30.139 | 42.601 | 32.707 | 254.1 | 36:16.732 |
| 22 | 1 | 1:46.126 | 31.318 | 43.037 | 31.771 | 257.8 | 38:02.858 |
| 23 | 1 | 1:45.187 | 30.627 | 42.838 | 31.722 | 254.7 | 39:48.045 |
| 24 | 1 | 1:45.023 | 30.380 | 42.775 | 31.868 | 256.5 | 41:33.068 |





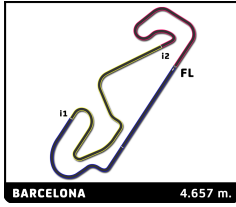
European Le Mans Series
4 Hours of Barcelona
Race

Sector Analysis

| Lap under Red Flag | | | | | | | | | | | Invalidated Lap | | | | | Personal Best | Session Best | B Crossing the pit lane |
|--------------------|---|------------|----------|----------|----------|--------|-------------|-----|---|------------|-----------------|----------|----------|--------|-------------|---------------|--------------|-------------------------|
| Lap | D | Time | Sector 1 | Sector 2 | Sector 3 | T. Spd | Elapsed | Lap | D | Time | Sector 1 | Sector 2 | Sector 3 | T. Spd | Elapsed | | | |
| 78 | 3 | 1:42.691 | 29.848 | 42.064 | 30.779 | 257.8 | 2:25:50.262 | 14 | 1 | 1:46.982 | 30.993 | 43.440 | 32.549 | 259.6 | 26:48.472 | | | |
| 79 | 3 | 1:42.880 | 29.841 | 41.999 | 31.040 | 255.9 | 2:27:33.142 | 15 | 1 | 1:43.589 | 30.019 | 42.563 | 31.007 | 254.1 | 28:32.061 | | | |
| 80 | 3 | 1:46.061 | 29.942 | 45.085 | 31.034 | 259.0 | 2:29:19.203 | 16 | 1 | 1:44.794 | 30.272 | 42.681 | 31.841 | 257.8 | 30:16.855 | | | |
| 81 | 3 | 1:45.516 | 29.993 | 43.032 | 32.491 | 257.8 | 2:31:04.719 | 17 | 1 | 1:42.906 | 29.857 | 42.020 | 31.029 | 257.1 | 31:59.761 | | | |
| 82 | 3 | 1:44.004 | 30.424 | 42.466 | 31.114 | 254.7 | 2:32:48.723 | 18 | 1 | 1:44.190 | 30.386 | 42.707 | 31.097 | 257.8 | 33:43.951 | | | |
| 83 | 3 | 1:43.623 | 30.024 | 42.511 | 31.088 | 258.4 | 2:34:32.346 | 19 | 1 | 1:44.888 | 30.441 | 43.087 | 31.360 | 255.9 | 35:28.839 | | | |
| 84 | 3 | 1:43.159 | 29.966 | 42.072 | 31.121 | 257.1 | 2:36:15.505 | 20 | 1 | 1:44.199 | 30.112 | 43.006 | 31.081 | 257.1 | 37:13.038 | | | |
| 85 | 3 | 2:01.427 | 30.004 | 42.087 | 49.336 | 254.7 | 2:38:16.932 | 21 | 1 | 1:43.944 | 29.752 | 42.608 | 31.584 | 257.8 | 38:56.982 | | | |
| 86 | 3 | 3:26.926 | 1:11.013 | 1:19.910 | 56.003 | | 2:41:43.858 | 22 | 1 | 1:45.776 | 30.024 | 43.317 | 32.435 | 259.0 | 40:42.758 | | | |
| 87 | 3 | 3:28.469 | 1:11.305 | 1:20.226 | 56.938 | | 2:45:12.327 | 23 | 1 | 1:44.663 | 30.234 | 43.205 | 31.224 | 256.5 | 42:27.421 | | | |
| 88 | 3 | 2:00.275 | 44.090 | 44.348 | 31.837 | 184.9 | 2:47:12.602 | 24 | 1 | 1:44.665 | 30.057 | 43.120 | 31.488 | 255.9 | 44:12.086 | | | |
| 89 | 3 | 2:39.192 | 31.804 | 1:09.027 | 58.361 | 235.3 | 2:49:51.794 | 25 | 1 | 1:43.693 | 30.213 | 42.517 | 30.963 | 255.9 | 45:55.779 | | | |
| 90 | 3 | 3:23.764 | 1:05.557 | 1:20.731 | 57.476 | | 2:53:15.558 | 26 | 1 | 1:44.622 | 30.428 | 42.750 | 31.444 | 254.7 | 47:40.401 | | | |
| 91 | 3 | 2:15.556 | 43.854 | 52.362 | 39.340 | 131.9 | 2:55:31.114 | 27 | 1 | 1:44.696 | 30.209 | 42.935 | 31.552 | 257.1 | 49:25.097 | | | |
| 92 | 3 | 1:44.205 | 30.410 | 42.673 | 31.122 | 254.7 | 2:57:15.319 | 28 | 1 | 1:46.154 | 30.862 | 43.709 | 34.583 | 257.1 | 51:11.251 | | | |
| 93 | 3 | 1:44.471 | 30.400 | 42.835 | 31.236 | 260.9 | 2:58:59.790 | 29 | 1 | 1:44.021 | 30.454 | 42.383 | 31.487 | 255.9 | 52:55.272 | | | |
| 94 | 3 | 1:43.704 | 30.170 | 42.460 | 31.074 | 259.0 | 3:00:43.494 | 30 | 1 | 1:43.514 | 30.086 | 42.435 | 30.993 | 255.3 | 54:38.786 | | | |
| 95 | 3 | 1:42.745 | 29.967 | 41.900 | 30.878 | 259.6 | 3:02:26.239 | 31 | 1 | 1:44.036 | 30.056 | 42.691 | 31.289 | 256.5 | 56:22.822 | | | |
| 96 | 3 | 1:43.211 | 29.833 | 42.137 | 31.241 | 257.1 | 3:04:09.450 | 32 | 1 | 1:43.872 | 29.865 | 42.469 | 31.538 | 257.1 | 58:06.694 | | | |
| 97 | 3 | 1:42.795 | 29.847 | 41.898 | 31.050 | 257.8 | 3:05:52.245 | 33 | 1 | 1:46.396 | 30.277 | 43.066 | 33.053 | 257.1 | 59:53.090 | | | |
| 98 | 3 | 1:43.011 | 29.664 | 41.872 | 31.475 | 260.2 | 3:07:35.256 | 34 | 1 | 1:54.910 B | 31.125 | 44.057 | 39.728 | 253.5 | 1:01:48.000 | | | |
| 99 | 3 | 1:42.795 | 29.882 | 41.984 | 30.929 | 258.4 | 3:09:18.051 | 35 | 1 | 3:40.588 B | 52.682 | 1:16.802 | 1:31.104 | 175.3 | 1:05:28.588 | | | |
| 100 | 3 | 1:42.920 | 29.667 | 42.301 | 30.952 | 257.8 | 3:11:00.971 | 36 | 1 | 6:17.691 B | 4:41.018 | 47.321 | 49.352 | 170.3 | 1:11:46.279 | | | |
| 101 | 3 | 1:42.495 | 29.685 | 41.816 | 30.994 | 257.8 | 3:12:43.466 | 37 | 1 | 19:00.616 | ... | 1:01.941 | 34.229 | | 1:30:46.895 | | | |
| 102 | 3 | 1:48.874 B | 29.915 | 42.373 | 36.586 | 257.1 | 3:14:32.340 | 38 | 1 | 1:54.368 | 33.310 | 44.688 | 36.370 | 233.8 | 1:32:41.263 | | | |
| 103 | 2 | 3:31.308 | 2:16.974 | 4:33.301 | 31.033 | 169.8 | 3:18:03.648 | 39 | 1 | 2:55.313 | 1:00.055 | 1:03.360 | 51.898 | 121.8 | 1:35:36.576 | | | |
| 104 | 2 | 2:39.723 | 30.104 | 1:13.138 | 56.481 | 254.7 | 3:20:43.371 | 40 | 1 | 3:21.024 | 1:11.276 | 1:16.310 | 53.438 | | 1:38:57.600 | | | |
| 105 | 2 | 2:54.729 | 1:11.836 | 1:11.831 | 31.062 | | 3:23:38.100 | 41 | 1 | 2:17.960 | 42.512 | 54.791 | 40.657 | 155.2 | 1:41:15.560 | | | |
| 106 | 2 | 1:40.426 | 29.519 | 40.939 | 29.968 | 256.5 | 3:25:18.526 | 42 | 1 | 1:46.866 | 31.398 | 43.282 | 32.186 | 250.6 | 1:43:02.426 | | | |
| 107 | 2 | 1:40.420 | 29.300 | 40.842 | 30.278 | 256.5 | 3:26:58.946 | 43 | 1 | 1:46.954 | 30.560 | 44.255 | 32.439 | 253.5 | 1:44:49.380 | | | |
| 108 | 2 | 1:42.652 | 29.570 | 41.712 | 31.370 | 257.8 | 3:28:41.598 | 44 | 1 | 1:44.590 | 30.434 | 42.907 | 31.252 | 258.4 | 1:46:33.970 | | | |
| 109 | 2 | 1:44.110 | 29.661 | 43.535 | 30.914 | 259.6 | 3:30:25.708 | 45 | 1 | 1:47.276 | 31.371 | 43.733 | 32.172 | 243.2 | 1:48:21.246 | | | |
| 110 | 2 | 1:43.762 | 29.543 | 42.035 | 32.184 | 259.6 | 3:32:09.470 | 46 | 1 | 1:44.750 | 30.431 | 42.702 | 31.617 | 258.4 | 1:50:05.996 | | | |
| 111 | 2 | 1:41.690 | 29.560 | 41.651 | 30.479 | 259.6 | 3:33:51.160 | 47 | 1 | 1:45.074 | 30.488 | 42.725 | 31.861 | 257.1 | 1:51:51.070 | | | |
| 112 | 2 | 1:42.769 | 29.549 | 42.031 | 31.489 | 259.0 | 3:35:33.929 | 48 | 1 | 1:46.614 | 31.287 | 43.220 | 32.407 | 241.1 | 1:53:37.684 | | | |
| 113 | 2 | 1:43.850 | 29.592 | 41.965 | 32.293 | 256.5 | 3:37:17.779 | 49 | 1 | 1:46.558 | 30.521 | 43.797 | 32.240 | 257.8 | 1:55:24.242 | | | |
| 114 | 2 | 1:44.434 | 30.097 | 42.455 | 31.882 | 257.1 | 3:39:02.213 | 50 | 1 | 1:47.579 | 30.632 | 44.051 | 32.896 | 258.4 | 1:57:11.821 | | | |
| | | | | | | | | 51 | 1 | 1:53.757 B | 30.651 | 43.042 | 40.064 | 258.4 | 1:59:05.578 | | | |
| | | | | | | | | 52 | 1 | 2:19.630 | 1:02.309 | 43.722 | 33.599 | 156.7 | 2:01:25.208 | | | |
| | | | | | | | | 53 | 1 | 1:45.755 | 30.714 | 43.107 | 31.934 | 255.9 | 2:03:10.963 | | | |
| | | | | | | | | 54 | 1 | 1:45.343 | 30.277 | 42.684 | 32.382 | 256.5 | 2:04:56.306 | | | |
| | | | | | | | | 55 | 1 | 1:46.787 | 30.767 | 43.391 | 32.629 | 255.9 | 2:06:43.093 | | | |
| | | | | | | | | 56 | 1 | 1:47.162 | 31.380 | 43.710 | 32.072 | 254.7 | 2:08:30.255 | | | |
| | | | | | | | | 57 | 1 | 1:53.992 B | 31.395 | 43.680 | 38.917 | 256.5 | 2:10:24.247 | | | |
| | | | | | | | | 58 | 2 | 3:15.236 | 2:01.053 | 43.268 | 30.915 | 171.2 | 2:13:39.483 | | | |
| | | | | | | | | 59 | 2 | 1:41.298 | 29.611 | 41.328 | 30.359 | 256.5 | 2:15:20.781 | | | |
| | | | | | | | | 60 | 2 | 1:41.974 | 29.357 | 41.364 | 31.253 | 259.0 | 2:17:02.755 | | | |
| | | | | | | | | 61 | 2 | 1:41.552 | 29.257 | 41.065 | 31.230 | 256.5 | 2:18:44.307 | | | |
| | | | | | | | | 62 | 2 | 1:41.429 | 29.406 | 41.411 | 30.612 | 259.6 | 2:20:25.736 | | | |
| | | | | | | | | 63 | 2 | 1:41.200 | 29.631 | 41.294 | 30.275 | 260.2 | 2:22:06.936 | | | |
| | | | | | | | | 64 | 2 | 1:43.824 | 30.160 | 41.970 | 31.694 | 260.2 | 2:23:50.760 | | | |
| | | | | | | | | 65 | 2 | 1:41.644 | 29.900 | 41.472 | 30.272 | 259.6 | 2:25:32.404 | | | |
| | | | | | | | | 66 | 2 | 1:42.553 | 30.091 | 41.939 | 30.523 | 258.4 | 2:27:14.957 | | | |

| 8 Team Virage | | Ligier JS P325 - Toyota LMP3 | | | | |
|------------------|---|------------------------------|----------|--------|--------|-----------|
| 1.Jacek ZIELONKA | | 3.Rik KOEN | | | | |
| 2.Daniel NOGALES | | | | | | |
| 1 | 1 | 2:19.753 B | 40.002 | 53.591 | 46.160 | 2:19.753 |
| 2 | 1 | 3:29.913 | 2:15.072 | 43.902 | 30.939 | 5:49.666 |
| 3 | 1 | 1:42.972 | 30.192 | 42.199 | 30.581 | 7:32.638 |
| 4 | 1 | 1:42.843 | 30.026 | 42.031 | 30.786 | 9:15.481 |
| 5 | 1 | 1:42.965 | 29.736 | 41.828 | 31.401 | 10:58.446 |
| 6 | 1 | 1:48.811 | 31.800 | 44.352 | 32.659 | 12:47.257 |
| 7 | 1 | 1:44.545 | 30.242 | 42.701 | 31.602 | 14:31.802 |
| 8 | 1 | 1:43.994 | 29.882 | 43.011 | 31.101 | 16:15.796 |
| 9 | 1 | 1:44.000 | 30.319 | 42.909 | 30.772 | 17:59.796 |
| 10 | 1 | 1:44.290 | 30.384 | 42.950 | 30.956 | 19:44.086 |
| 11 | 1 | 1:47.692 | 30.394 | 44.195 | 33.103 | 21:31.778 |
| 12 | 1 | 1:44.685 | 30.861 | 43.097 | 30.727 | 23:16.463 |
| 13 | 1 | 1:45.027 | 29.964 | 42.993 | 32.070 | 25:01.490 |





European Le Mans Series
4 Hours of Barcelona
Race

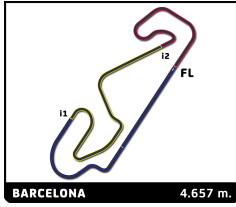
Sector Analysis

Lap under Red Flag Invalidated Lap Personal Best Session Best B Crossing the pit lane

| Lap | D | Time | Sector 1 | Sector 2 | Sector 3 | T. Spd | Elapsed | Lap | D | Time | Sector 1 | Sector 2 | Sector 3 | T. Spd | Elapsed |
|-----|---|------------|----------|----------|----------|--------|-------------|-----|---|------------|----------|----------|----------|--------|-------------|
| 67 | 2 | 1:41.762 | 29.385 | 41.963 | 30.414 | 259.0 | 2:28:56.719 | 6 | 1 | 1:33.593 | 27.006 | 38.455 | 28.132 | 286.5 | 9:28.609 |
| 68 | 2 | 1:41.344 | 29.394 | 41.505 | 30.445 | 260.2 | 2:30:38.063 | 7 | 1 | 1:33.723 | 26.892 | 38.600 | 28.231 | 288.8 | 11:02.332 |
| 69 | 2 | 1:41.853 | 29.413 | 41.978 | 30.462 | 259.0 | 2:32:19.916 | 8 | 1 | 1:34.934 | 27.513 | 38.775 | 28.646 | 290.3 | 12:37.266 |
| 70 | 2 | 1:41.329 | 29.403 | 41.371 | 30.555 | 258.4 | 2:34:01.245 | 9 | 1 | 1:36.633 | 27.549 | 39.740 | 29.344 | 288.8 | 14:13.899 |
| 71 | 2 | 1:41.569 | 29.460 | 41.662 | 30.447 | 260.2 | 2:35:42.814 | 10 | 1 | 1:34.236 | 27.312 | 38.729 | 28.195 | 287.2 | 15:48.135 |
| 72 | 2 | 1:42.304 | 29.484 | 42.082 | 30.738 | 259.0 | 2:37:25.118 | 11 | 1 | 1:33.914 | 27.031 | 38.652 | 28.231 | 286.5 | 17:22.049 |
| 73 | 2 | 3:00.200 | 43.900 | 1:20.093 | 56.207 | 259.0 | 2:40:25.318 | 12 | 1 | 1:35.099 | 27.253 | 38.905 | 28.941 | 287.2 | 18:57.148 |
| 74 | 2 | 3:27.411 | 1:11.079 | 1:20.233 | 56.099 | | 2:43:52.729 | 13 | 1 | 1:36.252 | 27.319 | 39.751 | 29.182 | 287.2 | 20:33.400 |
| 75 | 2 | 2:35.175 | 1:11.168 | 52.793 | 31.214 | | 2:46:27.904 | 14 | 1 | 1:34.379 | 27.338 | 38.696 | 28.345 | 283.5 | 22:07.779 |
| 76 | 2 | 3:03.185 | 55.455 | 1:13.527 | 54.203 | | 2:49:31.089 | 15 | 1 | 1:34.473 | 26.957 | 38.675 | 28.841 | 285.7 | 23:42.252 |
| 77 | 2 | 1:58.266 | 39.902 | 45.409 | 32.955 | 183.4 | 2:51:29.355 | 16 | 1 | 1:35.345 | 27.216 | 39.528 | 28.601 | 287.2 | 25:17.597 |
| 78 | 2 | 2:09.699 | 31.887 | 44.826 | 52.986 | 246.0 | 2:53:39.054 | 17 | 1 | 1:37.312 | 27.189 | 39.423 | 30.700 | 286.5 | 26:54.909 |
| 79 | 2 | 2:03.921 | 38.039 | 50.197 | 35.685 | 174.2 | 2:55:42.975 | 18 | 1 | 1:37.149 | 27.516 | 40.390 | 29.243 | 284.2 | 28:32.058 |
| 80 | 2 | 1:43.919 | 30.185 | 42.438 | 31.296 | 260.2 | 2:57:26.894 | 19 | 1 | 1:34.869 | 27.148 | 39.012 | 28.709 | 285.0 | 30:06.927 |
| 81 | 2 | 1:43.589 | 29.950 | 41.990 | 31.649 | 262.1 | 2:59:10.483 | 20 | 1 | 1:35.801 | 27.356 | 39.819 | 28.626 | 288.8 | 31:42.728 |
| 82 | 2 | 1:43.158 | 30.518 | 41.798 | 30.842 | 257.1 | 3:00:53.641 | 21 | 1 | 1:34.785 | 27.121 | 38.864 | 28.800 | 285.7 | 33:17.513 |
| 83 | 2 | 1:41.444 | 29.510 | 41.534 | 30.400 | 259.0 | 3:02:35.085 | 22 | 1 | 1:34.935 | 27.208 | 38.898 | 28.829 | 286.5 | 34:52.448 |
| 84 | 2 | 1:49.228 B | 29.697 | 42.424 | 37.107 | 264.1 | 3:04:24.313 | 23 | 1 | 1:34.967 | 27.157 | 39.032 | 28.778 | 288.0 | 36:27.415 |
| 85 | 3 | 3:04.421 | 1:51.218 | 42.508 | 30.695 | 167.7 | 3:07:28.734 | 24 | 1 | 1:38.888 | 27.338 | 40.287 | 31.263 | 286.5 | 38:06.303 |
| 86 | 3 | 1:42.198 | 29.806 | 41.844 | 30.548 | 256.5 | 3:09:10.932 | 25 | 1 | 1:37.924 | 28.668 | 40.146 | 29.110 | 283.5 | 39:44.227 |
| 87 | 3 | 1:42.022 | 29.669 | 41.876 | 30.477 | 259.6 | 3:10:52.954 | 26 | 1 | 1:43.942 B | 27.582 | 39.526 | 36.834 | 286.5 | 41:28.169 |
| 88 | 3 | 1:42.018 | 29.674 | 41.913 | 30.431 | 257.1 | 3:12:34.972 | 27 | 1 | 36:36.166 | ... | 42.305 | 29.598 | 186.2 | 1:18:04.335 |
| 89 | 3 | 1:41.992 | 29.586 | 41.556 | 30.850 | 260.2 | 3:14:16.964 | 28 | 1 | 1:35.957 | 27.780 | 39.261 | 28.916 | 279.8 | 1:19:40.292 |
| 90 | 3 | 1:43.219 | 29.914 | 42.304 | 31.001 | 260.9 | 3:16:00.183 | 29 | 1 | 1:36.475 | 27.487 | 38.975 | 30.013 | 283.5 | 1:21:16.767 |
| 91 | 3 | 1:44.784 | 30.973 | 42.636 | 31.175 | 258.4 | 3:17:44.967 | 30 | 1 | 2:03.217 | 27.904 | 39.638 | 55.675 | 282.0 | 1:23:19.984 |
| 92 | 3 | 2:25.632 | 29.809 | 59.631 | 56.192 | 259.0 | 3:20:10.599 | 31 | 1 | 3:30.891 | 1:12.046 | 1:21.422 | 57.423 | | 1:26:50.875 |
| 93 | 3 | 3:07.343 | 1:10.946 | 1:19.965 | 36.432 | | 3:23:17.942 | 32 | 1 | 3:21.792 | 1:12.358 | 1:21.527 | 47.907 | | 1:30:12.667 |
| 94 | 3 | 1:43.488 | 30.000 | 41.918 | 31.570 | 256.5 | 3:25:01.430 | 33 | 1 | 2:15.385 | 37.925 | 44.789 | 52.671 | 210.5 | 1:32:28.052 |
| 95 | 3 | 1:42.818 | 30.009 | 42.176 | 30.633 | 256.5 | 3:26:44.248 | 34 | 1 | 3:02.509 | 1:00.911 | 1:08.055 | 53.543 | | 1:35:30.561 |
| 96 | 3 | 1:43.012 | 29.676 | 42.108 | 31.228 | 259.0 | 3:28:27.260 | 35 | 1 | 3:17.455 | 1:09.436 | 1:16.998 | 51.021 | | 1:38:48.016 |
| 97 | 3 | 1:42.322 | 29.727 | 41.778 | 30.817 | 262.8 | 3:30:09.582 | 36 | 1 | 2:22.354 | 44.980 | 56.380 | 40.994 | 156.7 | 1:41:10.370 |
| 98 | 3 | 1:43.413 | 29.684 | 41.906 | 31.823 | 260.9 | 3:31:52.995 | 37 | 1 | 1:41.546 | 30.550 | 41.918 | 29.078 | 277.6 | 1:42:51.916 |
| 99 | 3 | 1:44.623 | 30.596 | 42.599 | 31.428 | 254.7 | 3:33:37.618 | 38 | 1 | 1:35.226 | 27.350 | 39.277 | 28.599 | 282.7 | 1:44:27.142 |
| 100 | 3 | 1:45.089 | 30.869 | 42.455 | 31.765 | 256.5 | 3:35:22.707 | 39 | 1 | 1:47.662 B | 27.235 | 43.032 | 37.395 | 285.7 | 1:46:14.804 |
| 101 | 3 | 1:42.406 | 30.248 | 41.666 | 30.492 | 259.0 | 3:37:05.113 | 40 | 3 | 2:49.260 | 1:40.804 | 39:282 | 29.174 | 192.9 | 1:49:04.064 |
| 102 | 3 | 1:41.471 | 29.256 | 41.546 | 30.669 | 258.4 | 3:38:46.584 | 41 | 3 | 1:33.624 | 27.006 | 38.481 | 28.137 | 282.0 | 1:50:37.688 |
| 103 | 3 | 1:44.279 | 30.130 | 42.625 | 31.524 | 261.5 | 3:40:30.863 | 42 | 3 | 1:35.167 | 27.033 | 39.376 | 28.758 | 285.7 | 1:52:12.855 |
| 104 | 3 | 2:27.818 | 30.496 | 1:01.132 | 56.190 | 251.7 | 3:42:58.681 | 43 | 3 | 1:34.269 | 26.919 | 38.803 | 28.547 | 286.5 | 1:53:47.124 |
| 105 | 3 | 3:29.691 B | 1:11.041 | 1:20.570 | 58.080 | | 3:46:28.372 | 44 | 3 | 1:34.579 | 27.057 | 39.131 | 28.391 | 285.0 | 1:55:21.703 |
| 106 | 3 | 4:00.177 | 2:35.576 | 52.537 | 32.064 | | 3:50:28.549 | 45 | 3 | 1:34.310 | 26.930 | 38.705 | 28.675 | 285.0 | 1:56:56.013 |
| 107 | 3 | 1:51.961 | 31.519 | 42.884 | 37.558 | 240.0 | 3:52:20.510 | 46 | 3 | 1:33.418 | 26.680 | 38.216 | 28.522 | 285.0 | 1:58:29.431 |
| 108 | 3 | 3:15.760 | 49.088 | 1:28.953 | 57.719 | 134.7 | 3:55:36.270 | 47 | 3 | 1:34.139 | 27.031 | 38:866 | 28.242 | 286.5 | 2:00:03.570 |
| 109 | 3 | 2:26.205 | 52.880 | 58.792 | 34.533 | 127.2 | 3:58:02.475 | 48 | 3 | 1:32.555 | 26.642 | 38.081 | 27.832 | 281.2 | 2:01:36.125 |
| 110 | 3 | 1:44.585 | 30.597 | 42.757 | 31.231 | 262.8 | 3:59:47.060 | 49 | 3 | 1:36.949 | 26.727 | 38.224 | 31.998 | 283.5 | 2:03:13.074 |
| 111 | 3 | 1:44.410 | 30.229 | 42.414 | 31.767 | 255.9 | 4:01:31.470 | 50 | 3 | 1:35.218 | 27.149 | 38.851 | 29.218 | 285.0 | 2:04:48.292 |
| | | | | | | | | 51 | 3 | 4:33:407 | 26.641 | 38:606 | 27.860 | 284.2 | 2:06:21.399 |
| | | | | | | | | 52 | 3 | 1:33.309 | 26.673 | 38.807 | 27.829 | 285.0 | 2:07:54.708 |
| | | | | | | | | 53 | 3 | 1:34.570 | 27.576 | 38.545 | 28.449 | 286.5 | 2:09:29.278 |
| | | | | | | | | 54 | 3 | 1:33.427 | 27.047 | 38.413 | 27.967 | 284.2 | 2:11:02.705 |
| | | | | | | | | 55 | 3 | 1:32.956 | 26.544 | 38.379 | 28.033 | 285.7 | 2:12:35.661 |
| | | | | | | | | 56 | 3 | 1:36.084 | 27.105 | 39.138 | 29.841 | 285.0 | 2:14:11.745 |
| | | | | | | | | 57 | 3 | 1:34.671 | 27.132 | 39.281 | 28.258 | 281.2 | 2:15:46.416 |
| | | | | | | | | 58 | 3 | 1:33.363 | 26.681 | 38.546 | 28.136 | 285.7 | 2:17:19.779 |

| | | | | | | | |
|----------|---------------------------|-------------------|--------|--------|--------|----------|----------|
| 9 | Iron Lynx - Proton | Oreca 07 - Gibson | | | | | |
| | 1.Jonas RIED | 3.Matteo CAIROLI | LMP2 | | | | |
| | 2.Maceo CAPIETTO | | | | | | |
| 1 | 1 | 1:38.992 | 31.152 | 39.413 | 28.427 | 1:38.992 | |
| 2 | 1 | 1:34.606 | 27.438 | 38.858 | 28.310 | 285.0 | 3:13.598 |
| 3 | 1 | 1:34.246 | 27.024 | 38.642 | 28.580 | 285.0 | 4:47.844 |
| 4 | 1 | 1:33.580 | 27.112 | 38.391 | 28.077 | 287.2 | 6:21.424 |
| 5 | 1 | 1:33.592 | 26.986 | 38.562 | 28.044 | 287.2 | 7:55.016 |





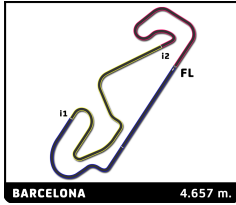
European Le Mans Series
4 Hours of Barcelona
Race

Sector Analysis

Lap under Red Flag Invalidated Lap Personal Best Session Best Crossing the pit lane

| Lap | D | Time | Sector 1 | Sector 2 | Sector 3 | T. Spd | Elapsed | Lap | D | Time | Sector 1 | Sector 2 | Sector 3 | T. Spd | Elapsed |
|-----|---|----------|----------|----------|----------|--------|-------------|---|---|----------|----------|----------|----------|--------|-------------|
| 51 | 2 | 3:29.915 | 1:11.801 | 1:21.038 | 57.076 | | 1:27:12.080 | 104 | 3 | 1:35.054 | 27.181 | 39.212 | 28.661 | 288.0 | 3:07:58.391 |
| 52 | 2 | 3:10.310 | 1:12.040 | 1:21.145 | 37.125 | | 1:30:22.390 | 105 | 3 | 1:37.651 | 27.614 | 39.810 | 30.227 | 286.5 | 3:09:36.042 |
| 53 | 2 | 2:09.477 | 36.780 | 44.206 | 48.491 | 197.8 | 1:32:31.867 | 106 | 3 | 1:38.893 | 29.279 | 39.919 | 29.695 | 283.5 | 3:11:14.935 |
| 54 | 2 | 3:00.011 | 1:00.793 | 1:06.933 | 52.285 | | 1:35:31.878 | 107 | 3 | 1:37.365 | 28.571 | 40.039 | 28.755 | 285.7 | 3:12:52.300 |
| 55 | 2 | 3:18.163 | 1:10.033 | 1:17.076 | 51.054 | | 1:38:50.041 | 108 | 3 | 1:35.456 | 27.270 | 39.360 | 28.826 | 285.7 | 3:14:27.756 |
| 56 | 2 | 2:21.513 | 44.335 | 56.703 | 40.475 | 159.8 | 1:41:11.554 | 109 | 3 | 1:35.525 | 27.348 | 39.419 | 28.758 | 285.7 | 3:16:03.281 |
| 57 | 2 | 1:38.205 | 29.570 | 39.612 | 29.023 | 285.0 | 1:42:49.759 | 110 | 3 | 1:36.854 | 27.987 | 39.609 | 29.258 | 288.0 | 3:17:40.135 |
| 58 | 2 | 1:34.342 | 27.291 | 38.565 | 28.456 | 283.5 | 1:44:24.071 | 111 | 3 | 2:12.439 | 27.519 | 47.683 | 57.237 | 285.0 | 3:19:52.574 |
| 59 | 2 | 1:35.612 | 27.567 | 39.199 | 28.846 | 285.7 | 1:45:59.683 | 112 | 3 | 3:16.766 | 1:11.681 | 1:20.884 | 44.201 | | 3:23:09.340 |
| 60 | 2 | 1:36.544 | 27.460 | 39.452 | 29.632 | 286.5 | 1:47:36.227 | 113 | 3 | 1:38.380 | 29.414 | 39.475 | 29.491 | 287.2 | 3:24:47.720 |
| 61 | 2 | 1:35.733 | 27.732 | 39.621 | 28.380 | 287.2 | 1:49:11.960 | 114 | 3 | 1:36.830 | 27.620 | 40.179 | 29.031 | 286.5 | 3:26:24.550 |
| 62 | 2 | 1:33.677 | 26.989 | 38.302 | 28.386 | 284.2 | 1:50:45.637 | 115 | 3 | 1:35.863 | 27.223 | 39.288 | 29.352 | 286.5 | 3:28:00.413 |
| 63 | 2 | 1:34.519 | 26.948 | 38.588 | 28.983 | 286.5 | 1:52:20.156 | 116 | 3 | 1:35.094 | 27.158 | 39.137 | 28.799 | 286.5 | 3:29:35.507 |
| 64 | 2 | 1:37.964 | 28.288 | 40.156 | 29.520 | 286.5 | 1:53:58.120 | 117 | 3 | 1:34.997 | 27.351 | 39.066 | 28.580 | 287.2 | 3:31:10.504 |
| 65 | 2 | 1:33.972 | 27.011 | 38.472 | 28.489 | 283.5 | 1:55:32.092 | 118 | 3 | 1:36.488 | 27.370 | 39.317 | 29.801 | 287.2 | 3:32:46.992 |
| 66 | 2 | 1:36.020 | 27.100 | 39.190 | 29.730 | 282.7 | 1:57:08.112 | 119 | 3 | 1:35.470 | 27.415 | 39.265 | 28.790 | 288.0 | 3:34:22.462 |
| 67 | 2 | 1:35.896 | 27.148 | 39.399 | 29.349 | 284.2 | 1:58:44.008 | 120 | 3 | 1:36.617 | 28.236 | 39.558 | 28.823 | 285.0 | 3:35:59.079 |
| 68 | 2 | 1:35.288 | 27.536 | 38.921 | 28.831 | 285.7 | 2:00:19.296 | 121 | 3 | 1:40.184 | 27.109 | 38.975 | 34.100 | 287.2 | 3:37:39.263 |
| 69 | 2 | 1:36.905 | 27.274 | 39.656 | 29.975 | 287.2 | 2:01:56.201 | 122 | 3 | 2:23.784 | 1:13.384 | 39.953 | 30.447 | 194.9 | 3:40:03.047 |
| 70 | 2 | 1:37.193 | 28.122 | 39.433 | 29.638 | 286.5 | 2:03:33.394 | 123 | 3 | 1:55.297 | 28.263 | 40.549 | 46.485 | 282.7 | 3:41:58.344 |
| 71 | 2 | 1:35.683 | 27.345 | 39.605 | 28.733 | 287.2 | 2:05:09.077 | 124 | 3 | 3:29.577 | 1:11.683 | 1:20.830 | 57.064 | | 3:45:27.921 |
| 72 | 2 | 1:35.635 | 27.989 | 39.018 | 28.628 | 287.2 | 2:06:44.712 | 125 | 3 | 3:29.891 | 1:11.833 | 1:21.008 | 57.050 | | 3:48:57.812 |
| 73 | 2 | 1:36.824 | 27.802 | 38.999 | 30.023 | 285.7 | 2:08:21.536 | 126 | 3 | 2:51.298 | 46.768 | 1:17.604 | 46.926 | 155.2 | 3:51:49.110 |
| 74 | 2 | 1:36.362 | 27.180 | 39.270 | 29.912 | 285.0 | 2:09:57.898 | 127 | 3 | 3:18.862 | 51.491 | 1:29.100 | 58.271 | 153.2 | 3:55:07.972 |
| 75 | 2 | 1:35.306 | 27.589 | 39.032 | 28.685 | 281.2 | 2:11:33.204 | 128 | 3 | 2:35.264 | 55.385 | 1:00.982 | 38.897 | | 3:57:43.236 |
| 76 | 2 | 1:36.028 | 27.724 | 39.297 | 29.607 | 282.7 | 2:13:09.232 | 129 | 3 | 1:36.330 | 27.487 | 39.467 | 29.376 | 283.5 | 3:59:19.566 |
| 77 | 2 | 1:40.894 | 27.484 | 39.578 | 33.832 | 286.5 | 2:14:50.126 | 130 | 3 | 1:36.010 | 27.543 | 39.332 | 29.135 | 283.5 | 4:00:55.576 |
| 78 | 2 | 2:37.689 | 1:28.936 | 39.819 | 28.934 | 193.5 | 2:17:27.815 | 11 Eurointernational Ligier JS P325 - Toyota | | | | | | | |
| 79 | 2 | 1:35.884 | 27.681 | 39.293 | 28.910 | 283.5 | 2:19:03.699 | 1.Fabien MICHAL 3.Sebastian GRAVLUND LMP3 | | | | | | | |
| 80 | 2 | 1:36.512 | 27.515 | 39.522 | 29.475 | 283.5 | 2:20:40.211 | 2.Ian AGUILERA | | | | | | | |
| 81 | 2 | 1:37.208 | 27.590 | 40.374 | 29.244 | 285.0 | 2:22:17.419 | 1 | 1 | 1:51.726 | 37.419 | 42.998 | 31.309 | | 1:51.726 |
| 82 | 2 | 1:37.693 | 27.669 | 39.834 | 30.190 | 282.7 | 2:23:55.112 | 2 | 1 | 1:42.978 | 30.471 | 41.961 | 30.546 | 256.5 | 3:34.704 |
| 83 | 2 | 1:38.705 | 27.827 | 40.406 | 30.472 | 287.2 | 2:25:33.817 | 3 | 1 | 1:42.409 | 29.903 | 41.761 | 30.745 | 256.5 | 5:17.113 |
| 84 | 2 | 1:37.504 | 28.658 | 39.852 | 28.994 | 285.0 | 2:27:11.321 | 4 | 1 | 1:42.220 | 29.988 | 41.739 | 30.493 | 255.9 | 6:59.333 |
| 85 | 2 | 1:38.044 | 27.474 | 40.217 | 30.353 | 285.7 | 2:28:49.365 | 5 | 1 | 1:41.952 | 29.866 | 41.591 | 30.495 | 256.5 | 8:41.285 |
| 86 | 2 | 1:37.975 | 27.815 | 40.615 | 29.545 | 284.2 | 2:30:27.340 | 6 | 1 | 1:42.016 | 29.863 | 41.744 | 30.409 | 256.5 | 10:23.301 |
| 87 | 2 | 1:37.162 | 27.858 | 39.771 | 29.533 | 285.0 | 2:32:04.502 | 7 | 1 | 1:42.070 | 29.799 | 41.743 | 30.528 | 256.5 | 12:05.371 |
| 88 | 2 | 1:38.363 | 27.874 | 40.730 | 29.759 | 285.7 | 2:33:42.865 | 8 | 1 | 1:41.514 | 29.621 | 41.462 | 30.431 | 255.9 | 13:46.885 |
| 89 | 2 | 1:38.239 | 28.050 | 39.917 | 30.272 | 285.0 | 2:35:21.104 | 9 | 1 | 1:42.030 | 29.916 | 41.545 | 30.569 | 256.5 | 15:28.915 |
| 90 | 2 | 1:39.115 | 29.509 | 40.319 | 29.287 | 285.0 | 2:37:00.219 | 10 | 1 | 1:41.663 | 29.832 | 41.380 | 30.451 | 255.3 | 17:10.578 |
| 91 | 2 | 2:35.723 | 28.582 | 1:09.885 | 57.256 | 283.5 | 2:39:35.942 | 11 | 1 | 1:41.897 | 29.649 | 41.594 | 30.654 | 257.1 | 18:52.475 |
| 92 | 3 | 4:28.150 | 2:09.470 | 1:21.379 | 57.301 | | 2:44:04.092 | 12 | 1 | 1:43.051 | 29.835 | 42.290 | 30.926 | 257.8 | 20:35.526 |
| 93 | 3 | 2:29.082 | 1:11.927 | 44.791 | 32.364 | | 2:46:33.174 | 13 | 1 | 1:43.743 | 29.893 | 41.947 | 31.903 | 255.9 | 22:19.269 |
| 94 | 3 | 3:00.803 | 52.319 | 1:13.778 | 54.706 | | 2:49:33.977 | 14 | 1 | 1:43.268 | 29.707 | 42.594 | 30.967 | 257.1 | 24:02.537 |
| 95 | 3 | 3:26.584 | 1:05.961 | 1:24.297 | 56.326 | | 2:53:00.561 | 15 | 1 | 1:44.288 | 30.660 | 42.791 | 30.837 | 257.1 | 25:46.825 |
| 96 | 3 | 2:22.017 | 43.429 | 54.216 | 44.372 | 172.0 | 2:55:22.578 | 16 | 1 | 1:42.603 | 30.091 | 41.815 | 30.697 | 256.5 | 27:29.428 |
| 97 | 3 | 1:34.957 | 27.908 | 38.672 | 28.377 | 282.7 | 2:56:57.535 | 17 | 1 | 1:41.807 | 29.507 | 41.722 | 30.578 | 258.4 | 29:11.235 |
| 98 | 3 | 1:33.824 | 27.061 | 38.300 | 28.463 | 286.5 | 2:58:31.359 | 18 | 1 | 1:42.427 | 29.544 | 41.912 | 30.971 | 259.0 | 30:53.662 |
| 99 | 3 | 1:34.209 | 27.065 | 38.442 | 28.702 | 286.5 | 3:00:05.568 | 19 | 1 | 1:45.212 | 29.723 | 42.736 | 32.753 | 258.4 | 32:38.874 |
| 100 | 3 | 1:33.902 | 27.101 | 38.659 | 28.142 | 285.0 | 3:01:39.470 | 20 | 1 | 1:44.646 | 30.717 | 42.350 | 31.579 | 256.5 | 34:23.520 |
| 101 | 3 | 1:34.091 | 27.071 | 38.733 | 28.287 | 286.5 | 3:03:13.561 | 21 | 1 | 1:43.340 | 30.552 | 41.961 | 30.827 | 255.3 | 36:06.860 |
| 102 | 3 | 1:34.574 | 27.083 | 38.882 | 28.609 | 288.0 | 3:04:48.135 | 22 | 1 | 1:42.451 | 29.812 | 41.751 | 30.888 | 256.5 | 37:49.311 |
| 103 | 3 | 1:35.202 | 27.464 | 39.238 | 28.500 | 287.2 | 3:06:23.337 | 23 | 1 | 1:45.194 | 29.727 | 42.581 | 32.886 | 257.8 | 39:34.505 |



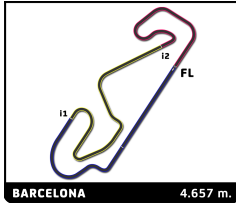


European Le Mans Series
4 Hours of Barcelona
Race

Sector Analysis

| Lap under Red Flag Invalidated Lap Personal Best Session Best Crossing the pit lane | | | | | | | | | | | | | | | |
|---|---|-------------------|----------|----------|----------|--------|-------------|-----|---|-------------------|----------|----------|----------|--------|-------------|
| Lap | D | Time | Sector 1 | Sector 2 | Sector 3 | T. Spd | Elapsed | Lap | D | Time | Sector 1 | Sector 2 | Sector 3 | T. Spd | Elapsed |
| 7 | 1 | 1:42.487 | 30.164 | 41.973 | 30.350 | 259.6 | 12:12.426 | 60 | 2 | 4:43.633 | 30.017 | 42.426 | 31.190 | 256.5 | 1:53:39.712 |
| 8 | 1 | 1:42.944 | 29.936 | 42.197 | 30.811 | 259.6 | 13:55.370 | 61 | 2 | 1:52.971 B | 30.775 | 43.455 | 38.741 | 258.4 | 1:55:32.683 |
| 9 | 1 | 1:42.365 | 30.034 | 41.915 | 30.416 | 257.1 | 15:37.735 | 62 | 3 | 3:02.019 | 1:48.090 | 42.986 | 30.943 | 167.2 | 1:58:34.702 |
| 10 | 1 | 1:43.550 | 29.795 | 42.226 | 31.529 | 259.0 | 17:21.285 | 63 | 3 | 1:41.523 | 29.891 | 41.450 | 30.182 | 257.8 | 2:00:16.225 |
| 11 | 1 | 1:42.981 | 30.048 | 41.906 | 31.027 | 259.0 | 19:04.266 | 64 | 3 | 1:43.036 | 29.535 | 42.569 | 30.932 | 258.4 | 2:01:59.261 |
| 12 | 1 | 1:43.152 | 30.336 | 42.097 | 30.719 | 259.0 | 20:47.418 | 65 | 3 | 1:42.183 | 29.601 | 41.381 | 31.201 | 257.1 | 2:03:41.444 |
| 13 | 1 | 1:44.233 | 30.215 | 42.670 | 31.348 | 259.6 | 22:31.651 | 66 | 3 | 1:40.636 | 29.502 | 40.970 | 30.164 | 255.9 | 2:05:22.080 |
| 14 | 1 | 1:43.488 | 30.221 | 42.287 | 30.980 | 262.8 | 24:15.139 | 67 | 3 | 1:40.962 | 29.643 | 41.417 | 29.902 | 259.6 | 2:07:03.042 |
| 15 | 1 | 1:43.286 | 30.308 | 42.172 | 30.806 | 262.8 | 25:58.425 | 68 | 3 | 1:40.594 | 29.142 | 41.237 | 30.215 | 261.5 | 2:08:43.636 |
| 16 | 1 | 1:43.723 | 30.302 | 42.011 | 31.410 | 256.5 | 27:42.148 | 69 | 3 | 1:41.213 | 29.353 | 41.428 | 30.432 | 260.9 | 2:10:24.849 |
| 17 | 1 | 1:42.417 | 29.882 | 41.940 | 30.595 | 259.6 | 29:24.565 | 70 | 3 | 1:41.248 | 29.525 | 41.463 | 30.260 | 262.8 | 2:12:06.097 |
| 18 | 1 | 1:43.530 | 30.196 | 42.342 | 30.992 | 261.5 | 31:08.095 | 71 | 3 | 1:41.515 | 29.602 | 41.551 | 30.362 | 262.1 | 2:13:47.612 |
| 19 | 1 | 1:43.323 | 30.139 | 42.398 | 30.786 | 260.2 | 32:51.418 | 72 | 3 | 1:40.924 | 29.265 | 41.168 | 30.491 | 260.2 | 2:15:28.536 |
| 20 | 1 | 1:44.471 | 30.045 | 42.990 | 31.436 | 259.6 | 34:35.889 | 73 | 3 | 1:42.298 | 29.579 | 41.647 | 31.072 | 260.9 | 2:17:10.834 |
| 21 | 1 | 1:45.324 | 30.958 | 43.082 | 31.284 | 255.3 | 36:21.213 | 74 | 3 | 1:41.521 | 29.345 | 41.411 | 30.765 | 258.4 | 2:18:52.355 |
| 22 | 1 | 1:45.166 | 29.990 | 42.460 | 32.716 | 259.6 | 38:06.379 | 75 | 3 | 1:42.891 | 29.598 | 41.719 | 31.574 | 260.2 | 2:20:35.246 |
| 23 | 1 | 1:48.435 | 31.280 | 43.827 | 33.328 | 254.7 | 39:54.814 | 76 | 3 | 1:41.910 | 29.830 | 41.325 | 30.755 | 259.0 | 2:22:17.156 |
| 24 | 1 | 1:44.015 | 30.213 | 42.474 | 31.328 | 257.8 | 41:38.829 | 77 | 3 | 1:41.864 | 29.733 | 41.785 | 30.346 | 259.6 | 2:23:59.020 |
| 25 | 1 | 1:43.837 | 30.214 | 42.461 | 31.162 | 257.8 | 43:22.666 | 78 | 3 | 1:43.517 | 30.031 | 42.191 | 31.295 | 261.5 | 2:25:42.537 |
| 26 | 1 | 1:43.693 | 30.304 | 42.269 | 31.120 | 257.8 | 45:06.359 | 79 | 3 | 1:43.836 | 30.791 | 42.460 | 30.585 | 262.1 | 2:27:26.373 |
| 27 | 1 | 1:44.047 | 30.101 | 42.126 | 31.820 | 259.6 | 46:50.406 | 80 | 3 | 1:41.274 | 29.350 | 41.385 | 30.539 | 259.0 | 2:29:07.647 |
| 28 | 1 | 1:43.977 | 30.534 | 42.298 | 31.145 | 260.9 | 48:34.383 | 81 | 3 | 1:41.786 | 29.584 | 41.712 | 30.490 | 259.6 | 2:30:49.433 |
| 29 | 1 | 1:46.476 | 31.488 | 43.029 | 31.959 | 262.8 | 50:20.859 | 82 | 3 | 1:41.672 | 29.577 | 41.681 | 30.414 | 259.0 | 2:32:31.105 |
| 30 | 1 | 1:47.740 | 32.046 | 43.690 | 32.004 | 262.1 | 52:08.599 | 83 | 3 | 1:42.017 | 29.456 | 41.583 | 30.978 | 260.2 | 2:34:13.122 |
| 31 | 1 | 1:45.379 | 30.215 | 43.258 | 31.906 | 259.0 | 53:53.978 | 84 | 3 | 1:43.191 | 29.874 | 42.537 | 30.780 | 262.1 | 2:35:56.313 |
| 32 | 1 | 1:53.182 B | 30.235 | 43.186 | 39.761 | 258.4 | 55:47.160 | 85 | 3 | 1:42.393 | 29.582 | 41.823 | 30.988 | 259.6 | 2:37:38.706 |
| 33 | 2 | 3:32.894 | 2:15.609 | 44.642 | 32.643 | 175.9 | 59:20.054 | 86 | 3 | 3:17.183 B | 1:00.171 | 1:19.984 | 57.028 | | 2:40:55.889 |
| 34 | 2 | 1:46.813 | 30.802 | 43.029 | 32.982 | 254.7 | 1:01:06.867 | 87 | 3 | 4:15.502 | 1:58.992 | 1:20.168 | 56.342 | | 2:45:11.391 |
| 35 | 2 | 1:44.771 | 30.668 | 42.844 | 31.259 | 255.9 | 1:02:51.638 | 88 | 3 | 2:00.390 | 44.671 | 43.886 | 31.833 | 171.2 | 2:47:11.781 |
| 36 | 2 | 1:44.932 | 30.408 | 42.913 | 31.611 | 256.5 | 1:04:36.570 | 89 | 3 | 2:39.570 | 32.184 | 1:09.042 | 58.344 | 224.5 | 2:49:51.351 |
| 37 | 2 | 1:44.506 | 30.494 | 42.837 | 31.175 | 257.1 | 1:06:21.076 | 90 | 3 | 3:23.692 | 1:05.477 | 1:20.696 | 57.519 | | 2:53:15.043 |
| 38 | 2 | 4:43.674 | 30.253 | 42.513 | 30.908 | 256.5 | 1:08:04.750 | 91 | 3 | 2:15.455 | 43.534 | 52.561 | 39.360 | 129.7 | 2:55:30.498 |
| 39 | 2 | 4:43.897 | 30.180 | 42.664 | 31.053 | 259.0 | 1:09:48.647 | 92 | 3 | 1:43.388 | 30.111 | 42.188 | 31.089 | 259.0 | 2:57:13.886 |
| 40 | 2 | 1:45.245 | 30.402 | 42.379 | 32.464 | 258.4 | 1:11:33.892 | 93 | 3 | 1:43.214 | 29.887 | 42.374 | 30.953 | 260.9 | 2:58:57.100 |
| 41 | 2 | 1:44.018 | 30.228 | 42.552 | 31.238 | 255.3 | 1:13:17.910 | 94 | 3 | 1:41.859 | 29.523 | 41.967 | 30.369 | 259.0 | 3:00:38.959 |
| 42 | 2 | 1:45.995 | 30.409 | 43.894 | 31.692 | 257.8 | 1:15:03.905 | 95 | 3 | 1:43.327 | 29.807 | 42.237 | 31.283 | 259.0 | 3:02:22.286 |
| 43 | 2 | 1:44.393 | 30.323 | 42.787 | 31.283 | 257.8 | 1:16:48.298 | 96 | 3 | 1:40.908 | 29.705 | 41.161 | 30.042 | 256.5 | 3:04:03.194 |
| 44 | 2 | 1:45.830 | 30.580 | 43.614 | 31.636 | 259.0 | 1:18:34.128 | 97 | 3 | 1:40.658 | 29.368 | 41.266 | 30.024 | 258.4 | 3:05:43.852 |
| 45 | 2 | 1:44.860 | 30.912 | 42.344 | 31.604 | 258.4 | 1:20:18.988 | 98 | 3 | 1:40.682 | 29.281 | 41.187 | 30.214 | 259.6 | 3:07:24.534 |
| 46 | 2 | 1:43.601 | 30.096 | 42.391 | 31.114 | 257.8 | 1:22:02.589 | 99 | 3 | 1:41.807 | 29.427 | 41.732 | 30.648 | 259.6 | 3:09:06.341 |
| 47 | 2 | 2:55.654 B | 36.692 | 1:20.643 | 58.319 | 256.5 | 1:24:58.243 | 100 | 3 | 1:41.777 | 29.694 | 41.676 | 30.407 | 257.1 | 3:10:48.118 |
| 48 | 2 | 4:55.545 | 2:39.966 | 1:20.233 | 55.346 | | 1:29:53.788 | 101 | 3 | 1:41.837 | 29.761 | 41.591 | 30.485 | 256.5 | 3:12:29.955 |
| 49 | 2 | 2:21.359 | 35.655 | 55.063 | 50.641 | 219.1 | 1:32:15.147 | 102 | 3 | 1:41.443 | 29.612 | 41.403 | 30.428 | 259.0 | 3:14:11.398 |
| 50 | 2 | 3:08.372 | 1:02.436 | 1:11.262 | 54.674 | | 1:35:23.519 | 103 | 3 | 1:41.958 | 29.635 | 41.490 | 30.833 | 258.4 | 3:15:53.356 |
| 51 | 2 | 1:55.093 | 35.079 | 45.374 | 34.640 | 225.9 | 1:37:18.612 | 104 | 3 | 1:42.500 | 29.828 | 41.863 | 30.809 | 259.0 | 3:17:35.856 |
| 52 | 2 | 1:57.513 | 33.167 | 45.402 | 38.944 | 240.0 | 1:39:16.125 | 105 | 3 | 2:13.440 | 29.522 | 47.827 | 56.091 | 259.0 | 3:19:49.296 |
| 53 | 2 | 2:10.024 | 44.406 | 47.435 | 38.183 | | 1:41:26.149 | 106 | 3 | 3:18.595 | 1:11.396 | 1:19.879 | 47.320 | | 3:23:07.891 |
| 54 | 2 | 1:48.658 | 31.556 | 44.191 | 32.911 | 258.4 | 1:43:14.807 | 107 | 3 | 1:44.276 | 30.679 | 42.809 | 30.788 | 257.1 | 3:24:52.167 |
| 55 | 2 | 1:47.708 | 32.458 | 43.154 | 32.096 | 254.7 | 1:45:02.515 | 108 | 3 | 1:41.726 | 29.901 | 41.386 | 30.439 | 257.8 | 3:26:33.893 |
| 56 | 2 | 1:43.983 | 30.227 | 42.642 | 31.114 | 256.5 | 1:46:46.498 | 109 | 3 | 1:42.218 | 29.620 | 42.041 | 30.557 | 259.0 | 3:28:16.111 |
| 57 | 2 | 1:43.291 | 29.958 | 42.365 | 30.968 | 254.7 | 1:48:29.789 | 110 | 3 | 1:42.212 | 29.480 | 42.176 | 30.556 | 260.2 | 3:29:58.323 |
| 58 | 2 | 1:43.391 | 30.084 | 42.364 | 30.943 | 257.1 | 1:50:13.180 | 111 | 3 | 1:40.999 | 29.412 | 41.276 | 30.311 | 260.2 | 3:31:39.322 |
| 59 | 2 | 4:42.899 | 29.836 | 42.466 | 30.897 | 257.1 | 1:51:56.079 | 112 | 3 | 1:40.801 | 29.253 | 41.351 | 30.197 | 259.6 | 3:33:20.123 |



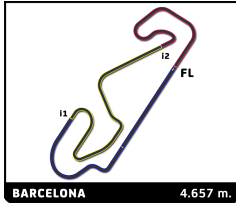


European Le Mans Series
4 Hours of Barcelona
Race

Sector Analysis

| Lap under Red Flag | | | | | | | | Invalidated Lap | | Personal Best | Session Best | B Crossing the pit lane | | | |
|--------------------|-----------------------|----------|------------------|----------|----------|-------------------------|-------------|-----------------|---|---------------|--------------|-------------------------|----------|--------|-------------|
| Lap | D | Time | Sector 1 | Sector 2 | Sector 3 | T. Spd | Elapsed | Lap | D | Time | Sector 1 | Sector 2 | Sector 3 | T. Spd | Elapsed |
| 113 | 3 | 1:41.281 | 29.311 | 41.673 | 30.297 | 260.2 | 3:35:01.404 | 39 | 1 | 1:42.468 | 29.976 | 42.039 | 30.453 | 254.1 | 1:07:06.484 |
| 114 | 3 | 1:41.288 | 29.210 | 41.605 | 30.473 | 259.6 | 3:36:42.692 | 40 | 1 | 1:42.483 | 29.708 | 42.091 | 30.684 | 254.7 | 1:08:48.967 |
| 115 | 3 | 1:41.479 | 29.473 | 41.532 | 30.474 | 258.4 | 3:38:24.171 | 41 | 1 | 1:49.486B | 29.988 | 42.082 | 37.416 | 254.7 | 1:10:38.453 |
| 116 | 3 | 1:42.011 | 29.670 | 41.778 | 30.563 | 259.0 | 3:40:06.182 | 42 | 1 | 3:31.804 | 2:16.196 | 44.142 | 31.466 | 167.4 | 1:14:10.257 |
| 117 | 3 | 2:03.560 | 30.023 | 42.214 | 51.323 | 259.0 | 3:42:09.742 | 43 | 1 | 1:43.416 | 29.952 | 42.224 | 31.240 | 253.5 | 1:15:53.673 |
| 118 | 3 | 3:28.169 | 1:11.098 | 1:20.097 | 56.974 | | 3:45:37.911 | 44 | 1 | 1:43.756 | 30.266 | 42.541 | 30.949 | 255.3 | 1:17:37.429 |
| 119 | 3 | 3:30.217 | 1:12.186 | 1:20.812 | 57.219 | | 3:49:08.128 | 45 | 1 | 1:43.525 | 30.135 | 42.457 | 30.933 | 255.9 | 1:19:20.954 |
| 120 | 3 | 2:44.941 | 45.269 | 1:12.667 | 47.005 | 165.6 | 3:51:53.069 | 46 | 1 | 1:44.000 | 30.191 | 42.580 | 31.229 | 259.6 | 1:21:04.954 |
| 121 | 3 | 3:18.660 | 52.431 | 1:29.499 | 56.730 | 159.3 | 3:55:11.729 | 47 | 1 | 2:10.089 | 30.733 | 44.900 | 54.456 | 256.5 | 1:23:15.043 |
| 122 | 3 | 2:34.688 | 55.805 | 1:00.281 | 38.602 | | 3:57:46.417 | 48 | 1 | 3:31.904B | 1:11.104 | 1:21.079 | 59.721 | | 1:26:46.947 |
| 123 | 3 | 1:44.353 | 30.951 | 42.388 | 31.044 | 259.6 | 3:59:30.770 | 49 | 1 | 4:11.839 | 2:40.212 | 58.704 | 32.923 | | 1:30:58.786 |
| 124 | 3 | 1:42.413 | 29.694 | 42.001 | 30.718 | 259.6 | 4:01:13.183 | 50 | 1 | 1:50.662 | 31.692 | 46.303 | 32.667 | 248.8 | 1:32:49.448 |
| 17 | CLX Motorsport | | | | | Ligier JS P325 - Toyota | | | | | | | | | |
| | 1.Paul LANCHERE | | 3.Theodor JENSEN | | | LMP3 | | | | | | | | | |
| | 2.Adrien CLOSMENIL | | | | | | | | | | | | | | |
| 1 | 1 | 1:51.905 | 37.615 | 43.050 | 31.240 | | 1:51.905 | 51 | 1 | 2:51.982 | 57.275 | 1:01.660 | 53.047 | 139.2 | 1:35:41.430 |
| 2 | 1 | 1:43.189 | 30.442 | 42.288 | 30.459 | 257.8 | 3:35.094 | 52 | 1 | 3:21.177 | 1:10.039 | 1:17.225 | 53.913 | | 1:39:02.607 |
| 3 | 1 | 1:42.461 | 29.842 | 41.926 | 30.693 | 255.3 | 5:17.555 | 53 | 1 | 2:14.666 | 42.053 | 54.034 | 38.579 | 144.6 | 1:41:17.273 |
| 4 | 1 | 1:42.199 | 30.098 | 41.683 | 30.418 | 253.5 | 6:59.754 | 54 | 1 | 1:45.751 | 30.406 | 43.239 | 32.106 | 253.5 | 1:43:03.024 |
| 5 | 1 | 1:41.956 | 29.862 | 41.748 | 30.346 | 254.7 | 8:41.710 | 55 | 1 | 1:42.746 | 30.369 | 41.888 | 30.489 | 252.3 | 1:44:45.770 |
| 6 | 1 | 1:42.084 | 29.821 | 41.691 | 30.572 | 255.3 | 10:23.794 | 56 | 1 | 1:42.860 | 29.676 | 41.905 | 31.279 | 255.3 | 1:46:28.630 |
| 7 | 1 | 1:42.087 | 29.758 | 41.629 | 30.700 | 253.5 | 12:05.881 | 57 | 1 | 1:41.901 | 29.740 | 41.633 | 30.528 | 252.3 | 1:48:10.531 |
| 8 | 1 | 1:41.773 | 29.669 | 41.645 | 30.459 | 255.3 | 13:47.654 | 58 | 1 | 1:42.676 | 29.883 | 41.897 | 30.896 | 254.7 | 1:49:53.207 |
| 9 | 1 | 1:41.738 | 29.665 | 41.680 | 30.393 | 254.1 | 15:29.392 | 59 | 1 | 1:42.317 | 29.731 | 41.735 | 30.851 | 254.7 | 1:51:35.524 |
| 10 | 1 | 1:41.720 | 29.735 | 41.607 | 30.378 | 254.1 | 17:11.112 | 60 | 1 | 1:42.839 | 29.965 | 41.952 | 30.922 | 254.7 | 1:53:18.363 |
| 11 | 1 | 1:42.616 | 29.804 | 41.564 | 31.248 | 255.3 | 18:53.728 | 61 | 1 | 1:43.764 | 30.161 | 42.450 | 31.153 | 255.3 | 1:55:02.127 |
| 12 | 1 | 1:42.542 | 30.002 | 42.190 | 30.350 | 253.5 | 20:36.270 | 62 | 1 | 1:43.284 | 29.998 | 42.189 | 31.097 | 254.1 | 1:56:45.411 |
| 13 | 1 | 1:43.348 | 29.724 | 42.339 | 31.255 | 255.3 | 22:19.588 | 63 | 1 | 1:50.754B | 30.173 | 42.553 | 38.028 | 255.3 | 1:58:36.165 |
| 14 | 1 | 1:43.457 | 29.847 | 42.442 | 31.168 | 256.5 | 24:03.045 | 64 | 3 | 2:59.964 | 1:46.686 | 42.505 | 30.773 | 172.0 | 2:01:36.129 |
| 15 | 1 | 1:44.376 | 31.382 | 42.198 | 30.796 | 256.5 | 25:47.421 | 65 | 3 | 1:42.088 | 29.908 | 41.134 | 31.046 | 252.9 | 2:03:18.217 |
| 16 | 1 | 1:42.479 | 29.908 | 41.887 | 30.684 | 257.8 | 27:29.900 | 66 | 3 | 1:41.876 | 30.271 | 41.045 | 30.560 | 255.9 | 2:05:00.093 |
| 17 | 1 | 1:41.829 | 29.613 | 41.744 | 30.472 | 257.1 | 29:11.729 | 67 | 3 | 1:40.358 | 29.438 | 40.918 | 30.002 | 255.3 | 2:06:40.451 |
| 18 | 1 | 1:42.482 | 29.559 | 42.331 | 30.592 | 257.8 | 30:54.211 | 68 | 3 | 1:41.143 | 29.299 | 41.540 | 30.304 | 254.7 | 2:08:21.594 |
| 19 | 1 | 1:44.899 | 29.886 | 42.534 | 32.479 | 257.1 | 32:39.110 | 69 | 3 | 1:40.972 | 29.843 | 41.200 | 29.929 | 257.1 | 2:10:02.566 |
| 20 | 1 | 1:44.373 | 30.718 | 42.601 | 31.054 | 262.1 | 34:23.483 | 70 | 3 | 1:43.421 | 29.533 | 42.817 | 31.071 | 258.4 | 2:11:45.987 |
| 21 | 1 | 1:41.364 | 29.506 | 41.506 | 30.352 | 254.7 | 36:04.847 | 71 | 3 | 1:41.472 | 29.424 | 41.642 | 30.406 | 259.6 | 2:13:27.459 |
| 22 | 1 | 1:41.395 | 29.529 | 41.571 | 30.295 | 254.7 | 37:46.242 | 72 | 3 | 1:41.631 | 29.460 | 42.110 | 30.061 | 257.1 | 2:15:09.090 |
| 23 | 1 | 1:44.641 | 30.180 | 43.620 | 30.841 | 262.1 | 39:30.883 | 73 | 3 | 1:40.235 | 29.166 | 41.100 | 29.969 | 255.9 | 2:16:49.325 |
| 24 | 1 | 1:45.825 | 31.314 | 42.508 | 32.003 | 261.5 | 41:16.708 | 74 | 3 | 1:41.928 | 29.353 | 41.434 | 31.141 | 255.9 | 2:18:31.253 |
| 25 | 1 | 1:44.549 | 31.108 | 42.583 | 30.858 | 251.7 | 43:01.257 | 75 | 3 | 1:40.529 | 29.292 | 41.288 | 29.949 | 255.3 | 2:20:11.782 |
| 26 | 1 | 1:42.423 | 30.063 | 41.833 | 30.527 | 255.9 | 44:43.680 | 76 | 3 | 1:40.295 | 29.160 | 41.145 | 29.990 | 254.7 | 2:21:52.077 |
| 27 | 1 | 1:42.612 | 29.652 | 42.126 | 30.834 | 256.5 | 46:26.292 | 77 | 3 | 1:41.451 | 29.389 | 41.415 | 30.647 | 256.5 | 2:23:33.528 |
| 28 | 1 | 1:43.294 | 30.262 | 42.076 | 30.956 | 254.7 | 48:09.586 | 78 | 3 | 1:41.682 | 29.866 | 41.687 | 30.129 | 254.1 | 2:25:15.210 |
| 29 | 1 | 1:43.767 | 30.413 | 42.333 | 31.021 | 255.9 | 49:53.353 | 79 | 3 | 1:40.766 | 29.251 | 41.269 | 30.246 | 255.9 | 2:26:55.976 |
| 30 | 1 | 1:43.206 | 30.093 | 42.082 | 31.031 | 257.1 | 51:36.559 | 80 | 3 | 1:41.781 | 29.888 | 41.717 | 30.176 | 255.9 | 2:28:37.757 |
| 31 | 1 | 1:43.983 | 30.059 | 42.535 | 31.389 | 257.1 | 53:20.542 | 81 | 3 | 1:41.429 | 29.354 | 41.846 | 30.229 | 255.3 | 2:30:19.186 |
| 32 | 1 | 1:45.657 | 30.355 | 42.499 | 32.803 | 258.4 | 55:06.199 | 82 | 3 | 1:41.708 | 29.486 | 41.768 | 30.454 | 255.9 | 2:32:00.894 |
| 33 | 1 | 1:43.202 | 30.504 | 41.982 | 30.746 | 254.7 | 56:49.401 | 83 | 3 | 1:44.024 | 30.329 | 41.994 | 31.701 | 259.6 | 2:33:44.918 |
| 34 | 1 | 1:43.536 | 29.768 | 42.716 | 31.052 | 255.9 | 58:32.937 | 84 | 3 | 1:44.093 | 29.576 | 42.050 | 32.467 | 255.9 | 2:35:29.011 |
| 35 | 1 | 1:43.672 | 30.550 | 42.079 | 31.043 | 255.9 | 1:00:16.609 | 85 | 3 | 1:42.134 | 29.476 | 41.645 | 31.013 | 254.7 | 2:37:11.145 |
| 36 | 1 | 1:43.192 | 30.110 | 42.329 | 30.753 | 256.5 | 1:01:59.801 | 86 | 3 | 2:44.142 | 29.792 | 1:17.687 | 56.663 | 253.5 | 2:39:55.287 |
| 37 | 1 | 1:41.863 | 29.663 | 41.749 | 30.451 | 254.7 | 1:03:41.664 | 87 | 3 | 3:29.677B | 1:10.874 | 1:20.887 | 57.916 | | 2:43:24.964 |
| 38 | 1 | 1:42.352 | 29.538 | 41.682 | 31.132 | 255.3 | 1:05:24.016 | 88 | 2 | 3:27.498 | 2:10.167 | 44.896 | 32.435 | | 2:46:52.462 |
| | | | | | | | | 89 | 2 | 2:54.926 | 44.178 | 1:13.639 | 57.109 | 180.3 | 2:49:47.388 |
| | | | | | | | | 90 | 2 | 3:24.434 | 1:04.574 | 1:23.267 | 56.593 | | 2:53:11.822 |
| | | | | | | | | 91 | 2 | 2:17.332 | 44.052 | 53.367 | 39.913 | 131.1 | 2:55:29.154 |





European Le Mans Series
4 Hours of Barcelona
Race

Sector Analysis

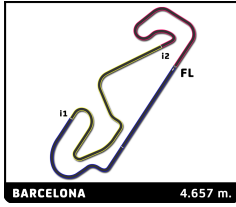
Lap under Red Flag Invalidated Lap Personal Best Session Best Crossing the pit lane

| Lap | D | Time | Sector 1 | Sector 2 | Sector 3 | T. Spd | Elapsed | Lap | D | Time | Sector 1 | Sector 2 | Sector 3 | T. Spd | Elapsed |
|-----------|---|----------|----------|----------|----------|--------|-------------|-----------|---|-------------------|----------|---------------|---------------|--------|-------------|
| 92 | 2 | 1:43.832 | 30.252 | 42.779 | 30.801 | 255.9 | 2:57:12.986 | 18 | 1 | 1:36.665 | 27.915 | 39.866 | 28.884 | 288.8 | 28:51.985 |
| 93 | 2 | 1:41.196 | 29.706 | 41.346 | 30.144 | 255.3 | 2:58:54.182 | 19 | 1 | 1:38.912 | 27.326 | 39.666 | 31.920 | 288.8 | 30:30.897 |
| 94 | 2 | 1:42.970 | 29.939 | 41.464 | 31.567 | 258.4 | 3:00:37.152 | 20 | 1 | 1:38.017 | 27.884 | 40.890 | 29.243 | 285.0 | 32:08.914 |
| 95 | 2 | 1:40.788 | 29.721 | 40.935 | 30.132 | 256.5 | 3:02:17.940 | 21 | 1 | 1:35.543 | 27.357 | 39.113 | 29.073 | 285.7 | 33:44.457 |
| 96 | 2 | 1:40.606 | 29.360 | 41.194 | 30.052 | 254.7 | 3:03:58.546 | 22 | 1 | 1:36.288 | 27.361 | 39.309 | 29.618 | 284.2 | 35:20.745 |
| 97 | 2 | 1:40.683 | 29.491 | 41.245 | 29.947 | 254.7 | 3:05:39.229 | 23 | 1 | 1:35.178 | 27.371 | 39.113 | 28.694 | 283.5 | 36:55.923 |
| 98 | 2 | 1:41.105 | 29.933 | 41.150 | 30.022 | 254.7 | 3:07:20.334 | 24 | 1 | 1:34.437 | 27.101 | 38.756 | 28.580 | 285.7 | 38:30.360 |
| 99 | 2 | 1:40.961 | 29.538 | 41.152 | 30.271 | 253.5 | 3:09:01.295 | 25 | 1 | 1:36.037 | 27.276 | 39.083 | 29.678 | 286.5 | 40:06.397 |
| 100 | 2 | 1:40.661 | 29.424 | 41.057 | 30.180 | 253.5 | 3:10:41.956 | 26 | 1 | 1:45.510 B | 27.776 | 39.508 | 38.226 | 282.7 | 41:51.907 |
| 101 | 2 | 1:41.152 | 29.419 | 41.402 | 30.331 | 252.9 | 3:12:23.108 | 27 | 1 | 2:36.384 | 1:27.096 | 39.954 | 29.334 | 194.2 | 44:28.291 |
| 102 | 2 | 1:43.696 | 30.445 | 42.789 | 30.462 | 254.1 | 3:14:06.804 | 28 | 1 | 1:37.403 | 27.683 | 40.023 | 29.697 | 283.5 | 46:05.694 |
| 103 | 2 | 1:41.677 | 29.724 | 41.673 | 30.280 | 253.5 | 3:15:48.481 | 29 | 1 | 1:37.660 | 27.921 | 39.899 | 29.840 | 283.5 | 47:43.354 |
| 104 | 2 | 1:40.541 | 29.381 | 40.991 | 30.169 | 253.5 | 3:17:29.022 | 30 | 1 | 1:42.167 | 28.304 | 42.598 | 31.265 | 282.7 | 49:25.521 |
| 105 | 2 | 2:05.806 | 29.559 | 41.712 | 54.535 | 254.1 | 3:19:34.828 | 31 | 1 | 1:39.271 | 28.908 | 40.317 | 30.046 | 283.5 | 51:04.792 |
| 106 | 2 | 3:26.240 | 1:11.049 | 1:19.929 | 55.262 | | 3:23:01.068 | 32 | 1 | 1:38.054 | 27.928 | 40.131 | 29.995 | 284.2 | 52:42.846 |
| 107 | 2 | 1:45.466 | 32.349 | 41.677 | 31.440 | 235.8 | 3:24:46.534 | 33 | 1 | 1:39.369 | 28.169 | 41.373 | 29.827 | 285.7 | 54:22.215 |
| 108 | 2 | 1:43.646 | 30.649 | 42.492 | 30.505 | 240.0 | 3:26:30.180 | 34 | 1 | 1:38.522 | 29.064 | 40.207 | 29.251 | 288.0 | 56:00.737 |
| 109 | 2 | 1:41.570 | 29.828 | 41.329 | 30.413 | 253.5 | 3:28:11.750 | 35 | 1 | 1:37.679 | 27.755 | 39.781 | 30.143 | 285.0 | 57:38.416 |
| 110 | 2 | 1:43.228 | 30.212 | 42.231 | 30.785 | 254.1 | 3:29:54.978 | 36 | 1 | 1:37.724 | 27.682 | 40.125 | 29.917 | 283.5 | 59:16.140 |
| 111 | 2 | 1:41.807 | 29.971 | 41.436 | 30.400 | 255.3 | 3:31:36.785 | 37 | 1 | 1:38.972 | 27.905 | 40.904 | 30.163 | 284.2 | 1:00:55.112 |
| 112 | 2 | 1:40.598 | 29.437 | 41.082 | 30.079 | 255.3 | 3:33:17.383 | 38 | 1 | 1:37.293 | 27.842 | 39.767 | 29.684 | 282.7 | 1:02:32.405 |
| 113 | 2 | 1:40.597 | 29.262 | 41.221 | 30.114 | 255.3 | 3:34:57.980 | 39 | 1 | 1:39.310 | 28.105 | 40.127 | 31.078 | 282.0 | 1:04:11.715 |
| 114 | 2 | 1:40.878 | 29.328 | 41.206 | 30.344 | 254.1 | 3:36:38.858 | 40 | 1 | 1:37.808 | 27.972 | 40.403 | 29.433 | 281.2 | 1:05:49.523 |
| 115 | 2 | 1:41.546 | 29.472 | 41.442 | 30.632 | 255.3 | 3:38:20.404 | 41 | 1 | 1:36.544 | 27.646 | 39.544 | 29.354 | 282.7 | 1:07:26.067 |
| 116 | 2 | 1:43.681 | 30.062 | 42.175 | 31.444 | 257.8 | 3:40:04.085 | 42 | 1 | 1:37.896 | 28.087 | 40.175 | 29.634 | 282.7 | 1:09:03.963 |
| 117 | 2 | 2:03.292 | 30.459 | 42.155 | 50.678 | 257.8 | 3:42:07.377 | 43 | 1 | 1:38.783 | 28.125 | 40.287 | 30.371 | 285.0 | 1:10:42.746 |
| 118 | 2 | 3:29.606 | 1:11.932 | 1:20.719 | 56.955 | | 3:45:36.983 | 44 | 1 | 1:39.070 | 27.992 | 40.127 | 30.951 | 282.0 | 1:12:21.816 |
| 119 | 2 | 3:29.838 | 1:11.873 | 1:20.997 | 56.968 | | 3:49:06.821 | 45 | 1 | 1:37.379 | 27.964 | 39.902 | 29.513 | 281.2 | 1:13:59.195 |
| 120 | 2 | 2:44.729 | 44.266 | 1:13.586 | 46.877 | 151.7 | 3:51:51.550 | 46 | 1 | 1:39.024 | 27.871 | 40.061 | 31.092 | 284.2 | 1:15:38.219 |
| 121 | 2 | 3:18.927 | 51.982 | 1:29.274 | 57.671 | 153.2 | 3:55:10.477 | 47 | 1 | 1:38.457 | 28.149 | 40.326 | 29.982 | 282.7 | 1:17:16.676 |
| 122 | 2 | 2:34.799 | 55.469 | 1:00.470 | 38.860 | | 3:57:45.276 | 48 | 1 | 1:39.135 | 28.089 | 40.633 | 30.413 | 282.0 | 1:18:55.811 |
| 123 | 2 | 1:43.881 | 31.009 | 42.243 | 30.629 | 252.3 | 3:59:29.157 | 49 | 1 | 1:38.481 | 28.219 | 40.310 | 29.952 | 285.0 | 1:20:34.292 |
| 124 | 2 | 1:42.098 | 29.858 | 41.773 | 30.467 | 252.9 | 4:01:11.255 | 50 | 1 | 1:39.540 | 28.427 | 40.894 | 30.219 | 286.5 | 1:22:13.832 |
| 18 | | | | | | | | 51 | 1 | 3:05.873 B | 47.261 | 1:20.915 | 57.697 | 284.2 | 1:25:19.705 |
| | | | | | | | | 52 | 3 | 4:35.864 | 2:21.028 | 1:21.637 | 53.199 | | 1:29:55.569 |
| | | | | | | | | 53 | 3 | 2:21.639 | 37.474 | 54.297 | 49.868 | 188.5 | 1:32:17.208 |
| | | | | | | | | 54 | 3 | 3:09.537 | 1:01.651 | 1:11.392 | 56.494 | | 1:35:26.745 |
| | | | | | | | | 55 | 3 | 3:17.362 | 1:09.261 | 1:17.202 | 50.899 | | 1:38:44.107 |
| | | | | | | | | 56 | 3 | 2:22.980 | 45.347 | 55.073 | 42.560 | 138.3 | 1:41:07.087 |
| | | | | | | | | 57 | 3 | 1:36.820 | 28.554 | 39.676 | 28.590 | 284.2 | 1:42:43.907 |
| | | | | | | | | 58 | 3 | 4:35.198 | 27.639 | 39.167 | 28.392 | 283.5 | 1:44:19.105 |
| | | | | | | | | 59 | 3 | 1:33.708 | 27.168 | 38.355 | 28.185 | 284.2 | 1:45:52.813 |
| | | | | | | | | 60 | 3 | 1:33.674 | 27.133 | 38.252 | 28.289 | 284.2 | 1:47:26.487 |
| | | | | | | | | 61 | 3 | 1:33.613 | 27.115 | 38.426 | 28.072 | 285.0 | 1:49:00.100 |
| | | | | | | | | 62 | 3 | 1:33.922 | 27.103 | 38.562 | 28.257 | 285.0 | 1:50:34.022 |
| | | | | | | | | 63 | 3 | 1:38.207 | 28.218 | 40.941 | 29.048 | 288.0 | 1:52:12.229 |
| | | | | | | | | 64 | 3 | 1:34.475 | 27.255 | 38.735 | 28.485 | 282.7 | 1:53:46.704 |
| | | | | | | | | 65 | 3 | 1:36.226 | 27.111 | 39.308 | 29.807 | 284.2 | 1:55:22.930 |
| | | | | | | | | 66 | 3 | 1:36.013 | 27.854 | 39.539 | 28.620 | 284.2 | 1:56:58.943 |
| | | | | | | | | 67 | 3 | 1:35.710 | 27.469 | 39.107 | 29.134 | 285.0 | 1:58:34.653 |
| | | | | | | | | 68 | 3 | 1:35.744 | 27.290 | 39.035 | 29.419 | 283.5 | 2:00:10.397 |
| | | | | | | | | 69 | 3 | 1:35.948 | 27.511 | 39.897 | 28.540 | 285.7 | 2:01:46.345 |
| | | | | | | | | 70 | 3 | 1:36.472 | 27.175 | 39.046 | 30.251 | 285.0 | 2:03:22.817 |

18 IDEC Sport Oreca 07 - Gibson
 1.Jamie CHADWICK 3.Daniel JUNCADELLA
 2.Mathys JAUBERT LMP2

| | | | | | | | |
|----|---|----------|--------|--------|--------|-------|-----------|
| 1 | 1 | 1:41.689 | 32.094 | 40.121 | 29.474 | | 1:41.689 |
| 2 | 1 | 1:34.822 | 27.430 | 38.828 | 28.564 | 285.0 | 3:16.511 |
| 3 | 1 | 1:34.472 | 27.391 | 38.758 | 28.323 | 285.7 | 4:50.983 |
| 4 | 1 | 1:33.876 | 27.090 | 38.585 | 28.201 | 285.0 | 6:24.859 |
| 5 | 1 | 1:34.153 | 27.044 | 38.517 | 28.592 | 285.0 | 7:59.012 |
| 6 | 1 | 1:34.067 | 27.141 | 38.592 | 28.334 | 285.0 | 9:33.079 |
| 7 | 1 | 1:34.002 | 27.063 | 38.534 | 28.405 | 285.7 | 11:07.081 |
| 8 | 1 | 1:36.808 | 27.072 | 40.054 | 29.682 | 286.5 | 12:43.889 |
| 9 | 1 | 1:37.672 | 27.480 | 39.832 | 30.360 | 287.2 | 14:21.561 |
| 10 | 1 | 1:37.690 | 28.222 | 40.315 | 29.153 | 285.0 | 15:59.251 |
| 11 | 1 | 1:36.410 | 27.753 | 39.880 | 28.777 | 287.2 | 17:35.661 |
| 12 | 1 | 1:34.887 | 27.280 | 38.914 | 28.693 | 285.7 | 19:10.548 |
| 13 | 1 | 1:36.845 | 27.218 | 39.355 | 30.272 | 285.0 | 20:47.393 |
| 14 | 1 | 1:38.324 | 28.688 | 39.777 | 29.859 | 286.5 | 22:25.717 |
| 15 | 1 | 1:37.779 | 27.629 | 39.584 | 30.566 | 285.0 | 24:03.496 |
| 16 | 1 | 1:36.610 | 27.909 | 39.548 | 29.153 | 284.2 | 25:40.106 |
| 17 | 1 | 1:35.214 | 27.313 | 39.104 | 28.797 | 285.0 | 27:15.320 |





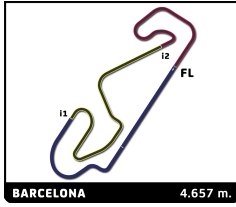
European Le Mans Series
4 Hours of Barcelona
Race

Sector Analysis

Lap under Red Flag Invalidated Lap Personal Best Session Best Crossing the pit lane

| Lap | D | Time | Sector 1 | Sector 2 | Sector 3 | T. Spd | Elapsed | Lap | D | Time | Sector 1 | Sector 2 | Sector 3 | T. Spd | Elapsed |
|-----|---|----------|----------|----------|----------|--------|-------------|--|---|----------|----------|----------|----------|--------|-------------|
| 71 | 3 | 1:35.097 | 27.248 | 39.345 | 28.504 | 285.7 | 2:04:57.914 | 124 | 2 | 3:29.665 | 1:11.732 | 1:21.017 | 56.916 | | 3:44:57.809 |
| 72 | 3 | 1:35.035 | 27.611 | 39.137 | 28.287 | 285.7 | 2:06:32.949 | 125 | 2 | 3:29.934 | 1:12.009 | 1:21.063 | 56.862 | | 3:48:27.743 |
| 73 | 3 | 1:35.378 | 27.629 | 39.454 | 28.295 | 286.5 | 2:08:08.327 | 126 | 2 | 3:19.075 | 1:12.248 | 1:19.621 | 47.206 | | 3:51:46.818 |
| 74 | 3 | 1:34.521 | 27.072 | 38.697 | 28.752 | 285.0 | 2:09:42.848 | 127 | 2 | 3:19.571 | 51.269 | 1:29.525 | 58.777 | 154.7 | 3:55:06.389 |
| 75 | 3 | 1:36.072 | 27.325 | 39.753 | 28.994 | 287.2 | 2:11:18.920 | 128 | 2 | 2:34.925 | 55.325 | 1:01.175 | 38.425 | | 3:57:41.314 |
| 76 | 3 | 1:35.965 | 27.875 | 39.275 | 28.815 | 282.7 | 2:12:54.885 | 129 | 2 | 1:36.380 | 27.456 | 39.648 | 29.276 | 280.5 | 3:59:17.694 |
| 77 | 3 | 1:36.292 | 27.919 | 39.532 | 28.841 | 285.0 | 2:14:31.177 | 130 | 2 | 1:36.014 | 27.364 | 39.625 | 29.025 | 280.5 | 4:00:53.708 |
| 78 | 3 | 1:35.725 | 27.426 | 39.410 | 28.889 | 285.0 | 2:16:06.902 | 20 Algarve Pro Racing Oreca 07 - Gibson | | | | | | | |
| 79 | 3 | 1:41.730 | 28.426 | 39.811 | 33.493 | 287.2 | 2:17:48.632 | 1.Kriton LENTOUDIS 3.Olli CALDWELL LMP2 Pro/Am | | | | | | | |
| 80 | 3 | 2:46.265 | 1:35.698 | 40.437 | 30.130 | 185.9 | 2:20:34.897 | 2.Alexander QUINN | | | | | | | |
| 81 | 3 | 1:38.524 | 28.538 | 40.558 | 29.428 | 279.1 | 2:22:13.421 | 1 | 1 | 1:48.535 | 35.897 | 42.409 | 30.229 | | 1:48.535 |
| 82 | 3 | 1:36.901 | 27.731 | 39.906 | 29.264 | 283.5 | 2:23:50.322 | 2 | 1 | 1:38.657 | 28.828 | 40.377 | 29.452 | 280.5 | 3:27.192 |
| 83 | 3 | 1:34.509 | 27.341 | 38.786 | 28.382 | 279.1 | 2:25:24.831 | 3 | 1 | 1:38.903 | 28.258 | 40.275 | 30.370 | 283.5 | 5:06.095 |
| 84 | 3 | 1:35.066 | 27.074 | 39.470 | 28.522 | 284.2 | 2:26:59.897 | 4 | 1 | 1:39.805 | 29.256 | 40.573 | 29.976 | 274.1 | 6:45.900 |
| 85 | 3 | 1:35.215 | 27.128 | 39.652 | 28.435 | 284.2 | 2:28:35.112 | 5 | 1 | 1:38.859 | 28.579 | 40.389 | 29.891 | 282.0 | 8:24.759 |
| 86 | 3 | 1:35.042 | 27.094 | 39.073 | 28.875 | 285.0 | 2:30:10.154 | 6 | 1 | 1:39.187 | 28.346 | 40.961 | 29.880 | 282.0 | 10:03.946 |
| 87 | 3 | 1:35.574 | 27.436 | 39.360 | 28.778 | 285.0 | 2:31:45.728 | 7 | 1 | 1:38.678 | 28.445 | 40.300 | 29.933 | 282.0 | 11:42.624 |
| 88 | 3 | 1:35.667 | 26.958 | 39.656 | 29.053 | 283.5 | 2:33:21.395 | 8 | 1 | 1:38.615 | 28.229 | 40.873 | 29.513 | 282.0 | 13:21.239 |
| 89 | 3 | 1:34.532 | 27.006 | 39.092 | 28.434 | 284.2 | 2:34:55.927 | 9 | 1 | 1:38.410 | 28.459 | 40.438 | 29.513 | 282.7 | 14:59.649 |
| 90 | 3 | 1:36.528 | 27.120 | 39.403 | 30.005 | 285.0 | 2:36:32.455 | 10 | 1 | 1:38.053 | 28.062 | 40.282 | 29.709 | 282.7 | 16:37.702 |
| 91 | 3 | 2:02.950 | 27.678 | 40.563 | 54.709 | 279.1 | 2:38:35.405 | 11 | 1 | 1:38.635 | 28.276 | 40.378 | 29.981 | 284.2 | 18:16.337 |
| 92 | 3 | 3:29.022 | 1:11.578 | 1:20.150 | 57.294 | | 2:42:04.427 | 12 | 1 | 1:40.699 | 29.345 | 41.216 | 30.138 | 285.0 | 19:57.036 |
| 93 | 2 | 4:04.316 | 2:09.687 | 1:09.016 | 45.613 | | 2:46:08.743 | 13 | 1 | 1:40.025 | 28.620 | 41.389 | 30.016 | 283.5 | 21:37.061 |
| 94 | 2 | 3:15.407 | 1:01.699 | 1:14.829 | 58.879 | | 2:49:24.150 | 14 | 1 | 1:43.643 | 29.637 | 41.707 | 32.299 | 285.7 | 23:20.704 |
| 95 | 2 | 3:30.516 | 1:11.264 | 1:23.773 | 55.479 | | 2:52:54.666 | 15 | 1 | 1:40.871 | 28.798 | 41.212 | 30.861 | 280.5 | 25:01.575 |
| 96 | 2 | 2:24.754 | 44.752 | 53.982 | 46.020 | 167.2 | 2:55:19.420 | 16 | 1 | 1:42.012 | 29.914 | 42.074 | 30.024 | 282.0 | 26:43.587 |
| 97 | 2 | 1:34.914 | 27.554 | 39.205 | 28.155 | 285.7 | 2:56:54.334 | 17 | 1 | 1:39.462 | 28.526 | 40.596 | 30.340 | 282.7 | 28:23.049 |
| 98 | 2 | 1:34.025 | 26.933 | 38.624 | 28.468 | 285.7 | 2:58:28.359 | 18 | 1 | 1:41.079 | 28.576 | 40.849 | 31.654 | 284.2 | 30:04.128 |
| 99 | 2 | 1:34.315 | 27.065 | 38.951 | 28.299 | 285.0 | 3:00:02.674 | 19 | 1 | 1:41.424 | 29.519 | 41.550 | 30.355 | 281.2 | 31:45.552 |
| 100 | 2 | 1:34.452 | 27.152 | 38.903 | 28.397 | 284.2 | 3:01:37.126 | 20 | 1 | 1:38.516 | 28.456 | 40.317 | 29.743 | 282.7 | 33:24.068 |
| 101 | 2 | 1:34.402 | 26.999 | 38.888 | 28.515 | 285.7 | 3:03:11.528 | 21 | 1 | 1:39.932 | 28.489 | 41.061 | 30.382 | 283.5 | 35:04.000 |
| 102 | 2 | 1:34.598 | 27.181 | 38.956 | 28.461 | 285.0 | 3:04:46.126 | 22 | 1 | 1:38.664 | 28.167 | 40.642 | 29.855 | 282.7 | 36:42.664 |
| 103 | 2 | 1:34.921 | 27.635 | 38.917 | 28.369 | 286.5 | 3:06:21.047 | 23 | 1 | 1:38.669 | 28.272 | 40.266 | 30.131 | 282.7 | 38:21.333 |
| 104 | 2 | 1:35.244 | 27.183 | 39.412 | 28.649 | 286.5 | 3:07:56.291 | 24 | 1 | 1:39.865 | 28.208 | 40.699 | 30.958 | 282.7 | 40:01.198 |
| 105 | 2 | 1:37.779 | 27.516 | 39.605 | 30.658 | 286.5 | 3:09:34.070 | 25 | 1 | 1:49.531 | 28.787 | 42.516 | 38.228 | 285.0 | 41:50.729 |
| 106 | 2 | 1:36.300 | 27.298 | 40.164 | 28.838 | 282.0 | 3:11:10.370 | 26 | 1 | 2:30.727 | 1:18.078 | 40.910 | 31.739 | 192.2 | 44:21.456 |
| 107 | 2 | 1:34.920 | 27.125 | 38.988 | 28.807 | 282.0 | 3:12:45.290 | 27 | 1 | 1:41.082 | 28.720 | 42.015 | 30.347 | 280.5 | 46:02.538 |
| 108 | 2 | 1:36.131 | 27.847 | 39.032 | 29.252 | 284.2 | 3:14:21.421 | 28 | 1 | 1:39.895 | 28.859 | 40.847 | 30.189 | 283.5 | 47:42.433 |
| 109 | 2 | 1:36.340 | 27.544 | 39.856 | 28.940 | 282.7 | 3:15:57.761 | 29 | 1 | 1:42.689 | 28.556 | 42.982 | 31.454 | 284.2 | 49:25.122 |
| 110 | 2 | 1:36.501 | 27.518 | 39.778 | 29.205 | 283.5 | 3:17:34.262 | 30 | 1 | 1:40.742 | 28.533 | 40.788 | 31.421 | 284.2 | 51:05.864 |
| 111 | 2 | 2:02.199 | 27.701 | 39.381 | 55.117 | 284.2 | 3:19:36.461 | 31 | 1 | 1:40.703 | 28.792 | 41.616 | 30.295 | 281.2 | 52:46.567 |
| 112 | 2 | 3:26.621 | 1:12.573 | 1:20.973 | 53.075 | | 3:23:03.082 | 32 | 1 | 1:41.963 | 28.720 | 41.260 | 31.983 | 282.0 | 54:28.530 |
| 113 | 2 | 1:36.613 | 28.528 | 39.299 | 28.786 | 271.4 | 3:24:39.695 | 33 | 1 | 1:42.009 | 29.192 | 41.421 | 31.396 | 278.4 | 56:10.539 |
| 114 | 2 | 1:35.683 | 27.596 | 39.449 | 28.638 | 282.7 | 3:26:15.378 | 34 | 1 | 1:42.887 | 30.042 | 41.836 | 31.009 | 280.5 | 57:53.426 |
| 115 | 2 | 1:34.798 | 27.186 | 39.101 | 28.511 | 282.7 | 3:27:50.176 | 35 | 1 | 1:41.743 | 28.785 | 41.765 | 31.193 | 279.8 | 59:35.169 |
| 116 | 2 | 1:34.794 | 27.149 | 39.026 | 28.619 | 285.0 | 3:29:24.970 | 36 | 1 | 1:41.538 | 29.113 | 41.624 | 30.801 | 279.8 | 1:01:16.707 |
| 117 | 2 | 1:36.793 | 27.410 | 39.993 | 29.390 | 285.0 | 3:31:01.763 | 37 | 1 | 1:48.128 | 28.948 | 41.280 | 37.900 | 280.5 | 1:03:04.835 |
| 118 | 2 | 1:35.782 | 27.503 | 39.371 | 28.908 | 285.7 | 3:32:37.545 | 38 | 3 | 2:36.469 | 1:28.196 | 39.393 | 28.580 | 192.5 | 1:05:41.004 |
| 119 | 2 | 1:35.137 | 27.438 | 39.053 | 28.646 | 285.7 | 3:34:12.682 | 39 | 3 | 1:35.392 | 27.313 | 39.105 | 28.974 | 284.2 | 1:07:16.396 |
| 120 | 2 | 1:35.800 | 27.221 | 39.249 | 29.330 | 285.0 | 3:35:48.482 | 40 | 3 | 1:35.252 | 27.518 | 39.343 | 28.991 | 283.5 | 1:08:51.648 |
| 121 | 2 | 1:41.077 | 27.521 | 39.354 | 34.202 | 284.2 | 3:37:29.559 | 41 | 3 | 1:35.758 | 27.400 | 39.290 | 29.068 | 285.7 | 1:10:27.406 |
| 122 | 2 | 2:22.264 | 1:12.260 | 40.636 | 29.368 | 192.9 | 3:39:51.823 | 42 | 3 | 1:35.828 | 28.113 | 39.203 | 28.512 | 287.2 | 1:12:03.234 |
| 123 | 2 | 1:36.321 | 27.418 | 39.527 | 29.376 | 281.2 | 3:41:28.144 | 43 | 3 | 1:36.985 | 27.498 | 39.634 | 29.853 | 285.7 | 1:13:40.219 |





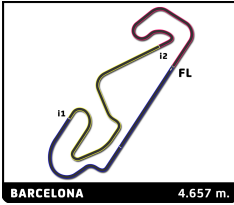
European Le Mans Series
4 Hours of Barcelona
Race

Sector Analysis

Lap under Red Flag Invalidated Lap Personal Best Session Best B Crossing the pit lane

| Lap | D | Time | Sector 1 | Sector 2 | Sector 3 | T. Spd | Elapsed | Lap | D | Time | Sector 1 | Sector 2 | Sector 3 | T. Spd | Elapsed |
|-----|---|---------------------|----------|-------------------|-------------------|--------|-------------|--|---|---------------------|---------------|-------------------|-------------------|--------|-------------|
| 44 | 3 | 1:36.140 | 27.440 | 39.406 | 29.294 | 284.2 | 1:15:16.359 | 97 | 2 | 1:36.844 | 28.168 | 39.170 | 29.506 | 283.5 | 2:57:20.308 |
| 45 | 3 | 1:37.088 | 27.435 | 39.841 | 29.812 | 285.7 | 1:16:53.447 | 98 | 2 | 1:37.860 | 27.554 | 40.424 | 29.882 | 286.5 | 2:58:58.168 |
| 46 | 3 | 1:36.857 | 27.865 | 40.217 | 28.775 | 281.2 | 1:18:30.304 | 99 | 2 | 1:36.073 | 28.300 | 39.540 | 28.233 | 282.0 | 3:00:34.241 |
| 47 | 3 | 1:35.217 | 27.393 | 39.182 | 28.642 | 284.2 | 1:20:05.521 | 100 | 2 | 1:32.389 | 26.609 | 38.233 | 27.547 | 283.5 | 3:02:06.630 |
| 48 | 3 | 1:35.586 | 27.761 | 39.354 | 28.471 | 287.2 | 1:21:41.107 | 101 | 2 | 1:33.544 | 27.241 | 38.458 | 27.845 | 286.5 | 3:03:40.174 |
| 49 | 3 | 2:27.392 | 27.210 | 1:02.898 | 57.284 | 286.5 | 1:24:08.499 | 102 | 2 | 1:33.070 | 26.765 | 38.462 | 27.843 | 287.2 | 3:05:13.244 |
| 50 | 3 | 3:31.285 B | 1:12.009 | 1:21.326 | 57.950 | | 1:27:39.784 | 103 | 2 | 1:33.513 | 26.951 | 38.527 | 28.035 | 287.2 | 3:06:46.757 |
| 51 | 3 | 3:25.902 | 2:03.605 | 49.056 | 33.241 | | 1:31:05.686 | 104 | 2 | 1:34.073 | 27.030 | 38.741 | 28.302 | 285.0 | 3:08:20.830 |
| 52 | 3 | 1:48.370 | 31.694 | 43.752 | 32.924 | 246.6 | 1:32:54.056 | 105 | 2 | 1:33.682 | 26.832 | 38.779 | 28.071 | 285.7 | 3:09:54.512 |
| 53 | 3 | 2:49.118 | 55.363 | 1:01.086 | 52.669 | | 1:35:43.174 | 106 | 2 | 1:34.293 | 27.139 | 39.034 | 28.120 | 286.5 | 3:11:28.805 |
| 54 | 3 | 3:22.365 | 1:10.453 | 1:17.891 | 54.021 | | 1:39:05.539 | 107 | 2 | 1:36.780 | 27.833 | 39.878 | 29.069 | 290.3 | 3:13:05.585 |
| 55 | 3 | 2:12.689 | 41.238 | 54.340 | 37.111 | | 1:41:18.228 | 108 | 2 | 1:36.325 | 27.961 | 40.026 | 28.338 | 288.0 | 3:14:41.910 |
| 56 | 3 | 1:35.966 | 27.590 | 39.275 | 29.101 | 285.7 | 1:42:54.194 | 109 | 2 | 1:34.025 | 27.080 | 38.812 | 28.133 | 284.2 | 3:16:15.935 |
| 57 | 3 | 1:34.316 | 27.235 | 38.973 | 28.108 | 285.7 | 1:44:28.510 | 110 | 2 | 1:34.812 | 27.464 | 39.050 | 28.298 | 288.0 | 3:17:50.747 |
| 58 | 3 | 1:35.011 | 27.066 | 39.761 | 28.184 | 288.0 | 1:46:03.521 | 111 | 2 | 2:27.852 | 27.941 | 1:02.862 | 57.049 | 288.8 | 3:20:18.599 |
| 59 | 3 | 1:34.578 | 26.924 | 38.745 | 28.909 | 285.7 | 1:47:38.099 | 112 | 2 | 3:05.277 | 1:11.985 | 1:21.143 | 32.149 | | 3:23:23.876 |
| 60 | 3 | 1:36.976 | 27.758 | 40.260 | 28.958 | 285.0 | 1:49:15.075 | 113 | 2 | 1:35.951 | 27.696 | 39.102 | 29.153 | 282.7 | 3:24:59.827 |
| 61 | 3 | 1:36.101 | 27.708 | 39.503 | 28.890 | 286.5 | 1:50:51.176 | 114 | 2 | 1:36.848 | 27.416 | 40.628 | 28.804 | 286.5 | 3:26:36.675 |
| 62 | 3 | 1:34.449 | 27.372 | 38.802 | 28.275 | 290.3 | 1:52:25.625 | 115 | 2 | 1:36.128 | 27.543 | 40.144 | 28.441 | 285.0 | 3:28:12.803 |
| 63 | 3 | 1:35.733 | 27.374 | 39.858 | 28.501 | 288.0 | 1:54:01.358 | 116 | 2 | 1:34.178 | 26.843 | 38.850 | 28.485 | 286.5 | 3:29:46.981 |
| 64 | 3 | 1:34.621 | 27.556 | 38.975 | 28.090 | 289.5 | 1:55:35.979 | 117 | 2 | 1:35.449 | 27.481 | 39.653 | 28.315 | 285.7 | 3:31:22.430 |
| 65 | 3 | 1:35.705 | 27.194 | 39.079 | 29.432 | 287.2 | 1:57:11.684 | 118 | 2 | 1:33.903 | 27.041 | 38.694 | 28.168 | 285.0 | 3:32:56.333 |
| 66 | 3 | 1:35.049 | 27.409 | 39.160 | 28.480 | 285.7 | 1:58:46.733 | 119 | 2 | 1:35.346 | 27.091 | 39.867 | 28.388 | 286.5 | 3:34:31.679 |
| 67 | 3 | 1:34.748 | 27.265 | 39.152 | 28.331 | 288.0 | 2:00:21.481 | 120 | 2 | 1:39.227 B | 27.069 | 38.946 | 33.212 | 285.0 | 3:36:10.906 |
| 68 | 3 | 1:36.574 | 27.240 | 39.434 | 29.900 | 286.5 | 2:01:58.055 | 121 | 2 | 2:39.717 | 1:29.636 | 40.834 | 29.247 | 189.8 | 3:38:50.623 |
| 69 | 3 | 1:36.563 | 27.846 | 39.941 | 28.776 | 285.7 | 2:03:34.618 | 122 | 2 | 1:36.729 | 28.002 | 39.963 | 28.764 | 282.7 | 3:40:27.352 |
| 70 | 3 | 1:36.245 | 27.601 | 40.118 | 28.526 | 287.2 | 2:05:10.863 | 123 | 2 | 2:13.200 | 27.452 | 48.486 | 57.262 | 282.0 | 3:42:40.552 |
| 71 | 3 | 1:35.694 | 27.471 | 39.593 | 28.630 | 287.2 | 2:06:46.557 | 124 | 2 | 3:30.753 | 1:12.135 | 1:21.327 | 57.291 | | 3:46:11.305 |
| 72 | 3 | 1:35.821 | 27.510 | 39.502 | 28.809 | 286.5 | 2:08:22.378 | 125 | 2 | 3:16.298 | 1:12.492 | 1:21.531 | 42.275 | | 3:49:27.603 |
| 73 | 3 | 1:36.778 | 27.464 | 39.455 | 29.859 | 285.0 | 2:09:59.156 | 126 | 2 | 2:31.055 | 35.987 | 1:07.022 | 48.046 | 141.2 | 3:51:58.658 |
| 74 | 3 | 1:35.451 | 27.513 | 39.424 | 28.514 | 286.5 | 2:11:34.607 | 127 | 2 | 3:16.615 | 51.444 | 1:29.057 | 56.114 | | 3:55:15.273 |
| 75 | 3 | 1:36.564 | 27.460 | 40.092 | 29.012 | 287.2 | 2:13:11.171 | 128 | 2 | 2:32.517 | 56.274 | 59.179 | 37.064 | | 3:57:47.790 |
| 76 | 3 | 1:36.460 | 27.513 | 40.272 | 28.675 | 285.0 | 2:14:47.631 | 129 | 2 | 1:37.105 | 29.059 | 39.580 | 28.466 | 285.7 | 3:59:24.895 |
| 77 | 3 | 1:35.717 | 27.773 | 39.372 | 28.572 | 287.2 | 2:16:23.348 | 130 | 2 | 1:33.955 | 27.164 | 38.773 | 28.018 | 282.7 | 4:00:58.850 |
| 78 | 3 | 1:40.504 B | 27.461 | 39.412 | 33.631 | 288.8 | 2:18:03.852 | 21 United Autosports Oreca 07 - Gibson | | | | | | | |
| 79 | 2 | 2:39.581 | 1:30.706 | 39.726 | 29.149 | 193.5 | 2:20:43.433 | 1.Daniel SCHNEIDER 3.Oliver JARVIS | | | | | | | |
| 80 | 2 | 1:38.794 | 28.309 | 40.589 | 29.896 | 285.0 | 2:22:22.227 | 2.Marino SATO LMP2 Pro/Am | | | | | | | |
| 81 | 2 | 1:38.255 | 28.474 | 40.721 | 29.060 | 285.0 | 2:24:00.482 | 1 | 1 | 1:47.139 | 35.064 | 41.913 | 30.162 | | 1:47.139 |
| 82 | 2 | 1:38.982 | 28.321 | 40.757 | 29.904 | 285.0 | 2:25:39.464 | 2 | 1 | 1:37.604 | 28.691 | 39.734 | 29.179 | 280.5 | 3:24.743 |
| 83 | 2 | 1:37.519 | 27.829 | 40.067 | 29.623 | 283.5 | 2:27:16.983 | 3 | 1 | 1:37.085 | 28.131 | 39.687 | 29.267 | 283.5 | 5:01.828 |
| 84 | 2 | 1:36.768 | 27.948 | 39.937 | 28.883 | 285.0 | 2:28:53.751 | 4 | 1 | 1:38.344 | 28.187 | 40.720 | 29.437 | 282.7 | 6:40.172 |
| 85 | 2 | 1:37.896 | 28.040 | 40.247 | 29.609 | 286.5 | 2:30:31.647 | 5 | 1 | 1:37.280 | 28.113 | 39.587 | 29.580 | 283.5 | 8:17.452 |
| 86 | 2 | 1:38.080 | 28.346 | 39.976 | 29.758 | 284.2 | 2:32:09.727 | 6 | 1 | 1:37.651 | 28.022 | 40.184 | 29.445 | 283.5 | 9:55.103 |
| 87 | 2 | 1:38.796 | 28.397 | 40.079 | 30.320 | 283.5 | 2:33:48.523 | 7 | 1 | 1:36.959 | 28.203 | 39.604 | 29.152 | 284.2 | 11:32.062 |
| 88 | 2 | 1:38.240 | 27.983 | 40.298 | 29.959 | 282.7 | 2:35:26.763 | 8 | 1 | 1:38.373 | 27.973 | 39.918 | 30.482 | 283.5 | 13:10.435 |
| 89 | 2 | 1:39.524 | 28.157 | 40.469 | 30.898 | 284.2 | 2:37:06.287 | 9 | 1 | 1:38.587 | 28.630 | 40.344 | 29.613 | 282.7 | 14:49.022 |
| 90 | 2 | 2:39.699 B | 28.353 | 1:14.104 | 57.242 | 284.2 | 2:39:45.986 | 10 | 1 | 1:38.671 | 28.362 | 40.306 | 30.003 | 283.5 | 16:27.693 |
| 91 | 2 | 4:19.813 | 2:00.252 | 1:21.868 | 57.693 | | 2:44:05.799 | 11 | 1 | 1:39.647 | 29.218 | 40.215 | 30.214 | 283.5 | 18:07.340 |
| 92 | 2 | 2:28.029 | 1:11.151 | 44.456 | 32.422 | | 2:46:33.828 | 12 | 1 | 1:39.267 | 28.343 | 40.569 | 30.355 | 282.7 | 19:46.607 |
| 93 | 2 | 2:57.515 | 52.412 | 1:14.033 | 51.070 | | 2:49:31.343 | 13 | 1 | 1:41.486 | 28.879 | 42.474 | 30.133 | 284.2 | 21:28.093 |
| 94 | 2 | 1:58.465 | 40.524 | 45.592 | 32.349 | 172.5 | 2:51:29.808 | 14 | 1 | 1:44.740 | 29.580 | 42.649 | 32.511 | 285.0 | 23:12.833 |
| 95 | 2 | 2:10.318 | 32.274 | 44.725 | 53.319 | 208.1 | 2:53:40.126 | 15 | 1 | 1:39.061 | 28.538 | 40.786 | 29.737 | 280.5 | 24:51.894 |
| 96 | 2 | 2:03.338 | 38.159 | 49.771 | 35.408 | 169.0 | 2:55:43.464 | 16 | 1 | 1:40.100 | 28.237 | 40.529 | 31.334 | 282.0 | 26:31.994 |





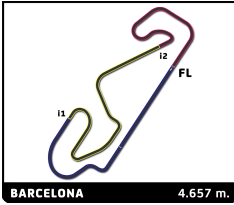
European Le Mans Series 4 Hours of Barcelona Race

Sector Analysis

Lap under Red Flag Invalidated Lap Personal Best Session Best B Crossing the pit lane

| Lap | D | Time | Sector 1 | Sector 2 | Sector 3 | T. Spd | Elapsed | Lap | D | Time | Sector 1 | Sector 2 | Sector 3 | T. Spd | Elapsed |
|-----|---|-----------|----------|----------|----------|--------|-------------|-----|---|-----------|----------|----------|----------|--------|-------------|
| 17 | 1 | 1:39.777 | 29.535 | 40.465 | 29.777 | 282.0 | 28:11.771 | 70 | 3 | 1:35.906 | 27.684 | 39.628 | 28.594 | 288.8 | 2:05:09.490 |
| 18 | 1 | 1:37.635 | 28.093 | 40.031 | 29.511 | 282.7 | 29:49.406 | 71 | 3 | 1:35.738 | 27.765 | 39.436 | 28.537 | 288.0 | 2:06:45.228 |
| 19 | 1 | 1:37.564 | 28.147 | 39.829 | 29.588 | 284.2 | 31:26.970 | 72 | 3 | 1:36.956 | 27.650 | 39.156 | 30.150 | 288.8 | 2:08:22.184 |
| 20 | 1 | 1:39.497 | 28.345 | 40.103 | 31.049 | 283.5 | 33:06.467 | 73 | 3 | 1:37.896 | 28.352 | 39.253 | 30.291 | 287.2 | 2:10:00.080 |
| 21 | 1 | 1:39.219 | 28.994 | 40.373 | 29.852 | 282.0 | 34:45.686 | 74 | 3 | 1:35.690 | 27.997 | 39.228 | 28.465 | 285.7 | 2:11:35.770 |
| 22 | 1 | 1:39.251 | 28.447 | 40.539 | 30.265 | 282.0 | 36:24.937 | 75 | 3 | 1:35.677 | 27.153 | 39.478 | 29.046 | 286.5 | 2:13:11.447 |
| 23 | 1 | 1:48.702B | 28.580 | 42.319 | 37.803 | 282.7 | 38:13.639 | 76 | 3 | 1:36.854 | 27.613 | 40.501 | 28.740 | 287.2 | 2:14:48.301 |
| 24 | 1 | 2:26.578 | 1:14.880 | 41.453 | 30.245 | 188.8 | 40:40.217 | 77 | 3 | 1:36.127 | 27.586 | 39.777 | 28.764 | 287.2 | 2:16:24.428 |
| 25 | 1 | 1:38.620 | 28.239 | 40.559 | 29.822 | 281.2 | 42:18.837 | 78 | 3 | 1:40.848B | 27.223 | 39.410 | 34.215 | 286.5 | 2:18:05.276 |
| 26 | 1 | 1:38.649 | 28.107 | 40.547 | 29.995 | 282.0 | 43:57.486 | 79 | 2 | 2:54.539 | 1:45.445 | 39.737 | 29.357 | 187.2 | 2:20:59.815 |
| 27 | 1 | 1:39.618 | 28.408 | 41.195 | 30.015 | 282.0 | 45:37.104 | 80 | 2 | 1:36.247 | 27.607 | 39.701 | 28.939 | 282.0 | 2:22:36.062 |
| 28 | 1 | 1:38.450 | 28.270 | 40.288 | 29.892 | 282.0 | 47:15.554 | 81 | 2 | 1:35.551 | 27.588 | 39.079 | 28.884 | 285.7 | 2:24:11.613 |
| 29 | 1 | 1:40.810 | 28.393 | 41.071 | 31.346 | 282.0 | 48:56.364 | 82 | 2 | 1:35.413 | 27.289 | 39.577 | 28.547 | 284.2 | 2:25:47.026 |
| 30 | 1 | 1:41.211 | 29.028 | 41.251 | 30.932 | 285.0 | 50:37.575 | 83 | 2 | 1:35.386 | 27.061 | 39.881 | 28.444 | 284.2 | 2:27:22.412 |
| 31 | 1 | 1:39.831 | 28.621 | 40.845 | 30.365 | 283.5 | 52:17.406 | 84 | 2 | 1:34.555 | 26.938 | 38.948 | 28.669 | 284.2 | 2:28:56.967 |
| 32 | 1 | 1:42.881 | 28.493 | 41.567 | 32.821 | 282.7 | 54:00.287 | 85 | 2 | 1:35.706 | 27.163 | 39.683 | 28.860 | 284.2 | 2:30:32.673 |
| 33 | 1 | 1:40.353 | 28.682 | 41.079 | 30.592 | 281.2 | 55:40.640 | 86 | 2 | 1:37.118 | 27.708 | 39.888 | 29.522 | 283.5 | 2:32:09.791 |
| 34 | 1 | 1:44.865 | 29.366 | 41.732 | 30.767 | 282.7 | 57:22.505 | 87 | 2 | 1:36.868 | 27.640 | 39.733 | 29.495 | 282.0 | 2:33:46.659 |
| 35 | 1 | 1:39.548 | 28.686 | 40.718 | 30.114 | 282.7 | 59:02.023 | 88 | 2 | 1:36.125 | 27.503 | 39.511 | 29.111 | 285.0 | 2:35:22.784 |
| 36 | 1 | 1:39.623 | 28.355 | 40.563 | 30.705 | 282.7 | 1:00:41.646 | 89 | 2 | 1:36.694 | 27.583 | 39.330 | 29.781 | 287.2 | 2:36:59.478 |
| 37 | 1 | 1:47.643B | 28.815 | 41.219 | 37.609 | 284.2 | 1:02:29.289 | 90 | 2 | 2:33.994B | 28.074 | 1:08.454 | 57.466 | 282.0 | 2:39:33.472 |
| 38 | 3 | 2:57.910 | 1:46.741 | 41.480 | 29.689 | 187.2 | 1:05:27.199 | 91 | 2 | 3:59.492 | 1:41.107 | 1:21.166 | 57.219 | | 2:43:32.964 |
| 39 | 3 | 1:37.077 | 28.170 | 40.247 | 28.660 | 282.0 | 1:07:04.276 | 92 | 2 | 2:49.510 | 1:12.050 | 1:00.499 | 36.961 | | 2:46:22.474 |
| 40 | 3 | 1:35.847 | 27.360 | 39.423 | 29.064 | 285.0 | 1:08:40.123 | 93 | 2 | 3:07.637 | 58.859 | 1:12.543 | 56.235 | | 2:49:30.111 |
| 41 | 3 | 1:34.315 | 27.159 | 38.654 | 28.502 | 285.0 | 1:10:14.438 | 94 | 2 | 1:55.743 | 40.019 | 44.177 | 31.547 | 189.1 | 2:51:25.854 |
| 42 | 3 | 1:35.992 | 27.939 | 39.158 | 28.895 | 286.5 | 1:11:50.430 | 95 | 2 | 2:11.600 | 32.936 | 43.655 | 55.009 | 241.1 | 2:53:37.454 |
| 43 | 3 | 1:34.358 | 26.835 | 38.977 | 28.546 | 285.0 | 1:13:24.788 | 96 | 2 | 2:04.521 | 37.582 | 50.689 | 36.250 | 179.1 | 2:55:41.975 |
| 44 | 3 | 1:36.540 | 27.823 | 39.458 | 29.259 | 286.5 | 1:15:01.328 | 97 | 2 | 1:37.567 | 28.307 | 40.092 | 29.168 | 282.0 | 2:57:19.542 |
| 45 | 3 | 1:35.093 | 26.934 | 39.775 | 28.384 | 285.0 | 1:16:36.421 | 98 | 2 | 1:38.750 | 27.642 | 40.511 | 30.597 | 288.0 | 2:58:58.292 |
| 46 | 3 | 1:36.340 | 26.900 | 40.124 | 29.316 | 285.0 | 1:18:12.761 | 99 | 2 | 1:38.273 | 28.633 | 39.712 | 29.928 | 286.5 | 3:00:36.565 |
| 47 | 3 | 1:36.081 | 27.868 | 39.740 | 28.473 | 287.2 | 1:19:48.842 | 100 | 2 | 1:35.124 | 27.384 | 38.987 | 28.753 | 282.0 | 3:02:11.689 |
| 48 | 3 | 1:34.278 | 26.871 | 38.576 | 28.831 | 285.7 | 1:21:23.120 | 101 | 2 | 1:34.868 | 27.107 | 38.942 | 28.819 | 285.0 | 3:03:46.557 |
| 49 | 3 | 2:02.735 | 26.924 | 39.860 | 55.951 | 286.5 | 1:23:25.855 | 102 | 2 | 1:34.476 | 27.063 | 38.923 | 28.490 | 285.0 | 3:05:21.033 |
| 50 | 3 | 3:30.651B | 1:11.720 | 1:20.999 | 57.932 | | 1:26:56.506 | 103 | 2 | 1:34.470 | 26.929 | 38.911 | 28.630 | 285.7 | 3:06:55.503 |
| 51 | 3 | 3:41.863 | 2:06.395 | 1:04.167 | 31.301 | | 1:30:38.369 | 104 | 2 | 1:35.028 | 26.881 | 39.342 | 28.805 | 285.0 | 3:08:30.531 |
| 52 | 3 | 1:59.298 | 30.652 | 41.898 | 46.748 | 240.0 | 1:32:37.667 | 105 | 2 | 1:35.977 | 27.185 | 39.762 | 29.030 | 285.0 | 3:10:06.508 |
| 53 | 3 | 2:56.921 | 1:00.046 | 1:05.369 | 51.506 | | 1:35:34.588 | 106 | 2 | 1:35.895 | 27.191 | 39.357 | 29.347 | 283.5 | 3:11:42.403 |
| 54 | 3 | 3:19.527 | 1:10.495 | 1:17.250 | 51.782 | | 1:38:54.115 | 107 | 2 | 1:35.606 | 27.506 | 39.101 | 28.999 | 284.2 | 3:13:18.009 |
| 55 | 3 | 2:18.811 | 44.427 | 55.188 | 39.196 | 163.4 | 1:41:12.926 | 108 | 2 | 1:36.719 | 27.365 | 39.931 | 29.423 | 285.7 | 3:14:54.728 |
| 56 | 3 | 1:37.143 | 28.719 | 39.485 | 28.939 | 285.7 | 1:42:50.069 | 109 | 2 | 1:36.987 | 27.414 | 40.107 | 29.466 | 284.2 | 3:16:31.715 |
| 57 | 3 | 1:34.327 | 27.367 | 38.404 | 28.559 | 285.7 | 1:44:24.396 | 110 | 2 | 1:36.245 | 27.449 | 39.574 | 29.222 | 285.0 | 3:18:07.960 |
| 58 | 3 | 1:35.640 | 27.417 | 39.283 | 28.910 | 287.2 | 1:46:00.006 | 111 | 2 | 2:36.958 | 27.468 | 1:12.564 | 56.926 | 285.0 | 3:20:44.918 |
| 59 | 3 | 1:36.421 | 27.450 | 40.001 | 28.970 | 286.5 | 1:47:36.427 | 112 | 2 | 2:56.301B | 1:11.797 | 1:10.261 | 34.243 | | 3:23:41.219 |
| 60 | 3 | 1:36.962 | 27.903 | 39.608 | 29.451 | 287.2 | 1:49:13.389 | 113 | 2 | 2:49.928 | 1:40.284 | 40.461 | 29.183 | 188.5 | 3:26:31.147 |
| 61 | 3 | 1:36.079 | 27.958 | 39.535 | 28.586 | 288.8 | 1:50:49.468 | 114 | 2 | 1:34.873 | 27.250 | 39.046 | 28.577 | 284.2 | 3:28:06.020 |
| 62 | 3 | 1:34.606 | 27.793 | 38.599 | 28.214 | 284.2 | 1:52:24.074 | 115 | 2 | 1:34.768 | 27.072 | 39.165 | 28.531 | 284.2 | 3:29:40.788 |
| 63 | 3 | 1:35.893 | 27.482 | 39.829 | 28.582 | 287.2 | 1:53:59.967 | 116 | 2 | 1:34.073 | 26.958 | 38.777 | 28.338 | 285.7 | 3:31:14.861 |
| 64 | 3 | 1:33.586 | 26.935 | 38.423 | 28.228 | 284.2 | 1:55:33.553 | 117 | 2 | 1:34.947 | 27.063 | 39.015 | 28.869 | 287.2 | 3:32:49.808 |
| 65 | 3 | 1:35.745 | 27.014 | 38.888 | 29.843 | 288.8 | 1:57:09.298 | 118 | 2 | 1:35.548 | 27.514 | 39.263 | 28.771 | 288.0 | 3:34:25.356 |
| 66 | 3 | 1:35.022 | 27.184 | 38.978 | 28.860 | 285.0 | 1:58:44.320 | 119 | 2 | 1:35.930 | 27.385 | 39.793 | 28.752 | 286.5 | 3:36:01.286 |
| 67 | 3 | 1:35.297 | 27.552 | 39.059 | 28.686 | 288.8 | 2:00:19.617 | 120 | 2 | 1:35.495 | 27.211 | 39.521 | 28.763 | 286.5 | 3:37:36.781 |
| 68 | 3 | 1:37.161 | 27.477 | 39.976 | 29.708 | 287.2 | 2:01:56.778 | 121 | 2 | 1:37.235 | 28.231 | 39.838 | 29.166 | 286.5 | 3:39:14.016 |
| 69 | 3 | 1:36.806 | 27.881 | 39.498 | 29.427 | 287.2 | 2:03:33.584 | 122 | 2 | 1:36.459 | 27.485 | 40.417 | 28.557 | 286.5 | 3:40:50.475 |





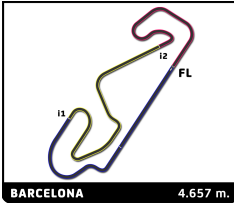
European Le Mans Series
4 Hours of Barcelona
Race

Sector Analysis

| Lap under Red Flag | | | | | | | | | | | | | Invalidated Lap | Personal Best | Session Best | B Crossing the pit lane |
|--------------------|---|----------|----------|----------|----------|--------|-------------|-----|---|----------|----------|----------|-----------------|---------------|--------------|-------------------------|
| Lap | D | Time | Sector 1 | Sector 2 | Sector 3 | T. Spd | Elapsed | Lap | D | Time | Sector 1 | Sector 2 | Sector 3 | T. Spd | Elapsed | |
| 123 | 2 | 2:34.409 | 27.156 | 1:10.237 | 57.016 | 285.0 | 3:43:24.884 | 43 | 1 | 1:37.436 | 27.878 | 40.000 | 29.558 | 284.2 | 1:10:27.122 | |
| 124 | 2 | 3:30.030 | 1:11.758 | 1:21.116 | 57.156 | | 3:46:54.914 | 44 | 1 | 1:39.664 | 28.745 | 41.247 | 29.672 | 283.5 | 1:12:06.786 | |
| 125 | 2 | 3:00.953 | 1:12.304 | 1:16.554 | 32.095 | | 3:49:55.867 | 45 | 1 | 1:39.728 | 28.136 | 41.937 | 29.655 | 282.7 | 1:13:46.514 | |
| 126 | 2 | 2:16.447 | 32.926 | 54.790 | 48.731 | 223.6 | 3:52:12.314 | 46 | 1 | 1:39.308 | 28.381 | 41.345 | 29.582 | 285.7 | 1:15:25.822 | |
| 127 | 2 | 3:16.889 | 50.069 | 1:28.342 | 58.478 | 129.0 | 3:55:29.203 | 47 | 1 | 1:38.596 | 27.788 | 40.028 | 30.780 | 283.5 | 1:17:04.418 | |
| 128 | 2 | 2:29.122 | 53.725 | 58.745 | 36.652 | | 3:57:58.325 | 48 | 1 | 1:38.445 | 28.099 | 40.729 | 29.617 | 281.2 | 1:18:42.863 | |
| 129 | 2 | 1:37.620 | 28.033 | 39.988 | 29.599 | 283.5 | 3:59:35.945 | 49 | 1 | 1:44.698 | 28.065 | 40.454 | 36.179 | 283.5 | 1:20:27.561 | |
| 130 | 2 | 1:35.354 | 27.151 | 39.397 | 28.806 | 283.5 | 4:01:11.299 | 50 | 2 | 4:10.924 | 1:55.957 | 1:18.019 | 56.948 | 186.2 | 1:24:38.485 | |
| | | | | | | | | 51 | 2 | 3:30.169 | 1:12.006 | 1:21.091 | 57.072 | | 1:28:08.654 | |
| | | | | | | | | 52 | 2 | 2:45.643 | 1:12.324 | 58.900 | 34.419 | | 1:30:54.297 | |
| | | | | | | | | 53 | 2 | 1:49.894 | 33.308 | 44.631 | 31.955 | 226.4 | 1:32:44.191 | |
| | | | | | | | | 54 | 2 | 2:53.625 | 57.861 | 1:03.340 | 52.424 | 131.9 | 1:35:37.816 | |
| | | | | | | | | 55 | 2 | 3:20.492 | 1:11.152 | 1:16.139 | 53.201 | | 1:38:58.308 | |
| | | | | | | | | 56 | 2 | 2:17.390 | 42.738 | 54.881 | 39.771 | 155.2 | 1:41:15.698 | |
| | | | | | | | | 57 | 2 | 1:36.581 | 28.225 | 40.046 | 28.310 | 274.8 | 1:42:52.279 | |
| | | | | | | | | 58 | 2 | 1:33.324 | 27.266 | 38.009 | 28.049 | 282.7 | 1:44:25.603 | |
| | | | | | | | | 59 | 2 | 1:34.685 | 27.064 | 38.906 | 28.715 | 283.5 | 1:46:00.288 | |
| | | | | | | | | 60 | 2 | 1:36.467 | 27.541 | 40.070 | 28.856 | 284.2 | 1:47:36.755 | |
| | | | | | | | | 61 | 2 | 1:37.124 | 27.977 | 39.905 | 29.242 | 285.0 | 1:49:13.879 | |
| | | | | | | | | 62 | 2 | 1:37.033 | 28.137 | 39.617 | 29.279 | 285.7 | 1:50:50.912 | |
| | | | | | | | | 63 | 2 | 1:35.378 | 28.114 | 38.934 | 28.330 | 279.8 | 1:52:26.290 | |
| | | | | | | | | 64 | 2 | 1:37.410 | 27.143 | 40.785 | 29.482 | 285.0 | 1:54:03.700 | |
| | | | | | | | | 65 | 2 | 1:34.049 | 27.210 | 38.587 | 28.252 | 284.2 | 1:55:37.749 | |
| | | | | | | | | 66 | 2 | 1:34.331 | 26.920 | 39.261 | 28.150 | 283.5 | 1:57:12.080 | |
| | | | | | | | | 67 | 2 | 1:36.075 | 27.988 | 38.906 | 29.181 | 286.5 | 1:58:48.155 | |
| | | | | | | | | 68 | 2 | 1:34.150 | 27.093 | 38.639 | 28.118 | 282.7 | 2:00:22.305 | |
| | | | | | | | | 69 | 2 | 1:36.888 | 27.239 | 39.373 | 30.276 | 285.0 | 2:01:59.193 | |
| | | | | | | | | 70 | 2 | 1:36.384 | 27.569 | 39.732 | 29.083 | 283.5 | 2:03:35.577 | |
| | | | | | | | | 71 | 2 | 1:36.751 | 27.478 | 40.554 | 28.719 | 285.0 | 2:05:12.328 | |
| | | | | | | | | 72 | 2 | 1:35.788 | 27.670 | 39.488 | 28.630 | 284.2 | 2:06:48.116 | |
| | | | | | | | | 73 | 2 | 1:35.267 | 27.241 | 39.209 | 28.817 | 282.0 | 2:08:23.383 | |
| | | | | | | | | 74 | 2 | 1:37.277 | 27.700 | 39.523 | 30.054 | 285.7 | 2:10:00.660 | |
| | | | | | | | | 75 | 2 | 1:36.137 | 28.041 | 39.396 | 28.700 | 285.7 | 2:11:36.797 | |
| | | | | | | | | 76 | 2 | 1:35.521 | 27.435 | 39.205 | 28.881 | 279.8 | 2:13:12.318 | |
| | | | | | | | | 77 | 2 | 1:36.739 | 27.471 | 40.108 | 29.160 | 282.7 | 2:14:49.057 | |
| | | | | | | | | 78 | 2 | 1:35.972 | 27.527 | 39.717 | 28.728 | 284.2 | 2:16:25.029 | |
| | | | | | | | | 79 | 2 | 1:35.565 | 27.377 | 39.761 | 28.427 | 285.0 | 2:18:00.594 | |
| | | | | | | | | 80 | 2 | 1:40.384 | 27.102 | 39.000 | 34.282 | 284.2 | 2:19:40.978 | |
| | | | | | | | | 81 | 2 | 2:34.635 | 1:24.895 | 40.262 | 29.478 | 192.2 | 2:22:15.613 | |
| | | | | | | | | 82 | 2 | 1:38.259 | 27.719 | 40.682 | 29.858 | 282.7 | 2:23:53.872 | |
| | | | | | | | | 83 | 2 | 1:39.121 | 28.314 | 41.041 | 29.766 | 287.2 | 2:25:32.993 | |
| | | | | | | | | 84 | 2 | 1:36.086 | 27.674 | 39.230 | 29.182 | 282.0 | 2:27:09.079 | |
| | | | | | | | | 85 | 2 | 1:37.793 | 27.559 | 40.765 | 29.469 | 285.0 | 2:28:46.872 | |
| | | | | | | | | 86 | 2 | 1:38.291 | 28.882 | 40.022 | 29.387 | 283.5 | 2:30:25.163 | |
| | | | | | | | | 87 | 2 | 1:38.083 | 28.121 | 39.524 | 30.438 | 280.5 | 2:32:03.246 | |
| | | | | | | | | 88 | 2 | 1:37.652 | 27.820 | 39.672 | 30.160 | 282.0 | 2:33:40.898 | |
| | | | | | | | | 89 | 2 | 1:38.566 | 27.590 | 39.759 | 31.217 | 282.7 | 2:35:19.464 | |
| | | | | | | | | 90 | 2 | 1:38.984 | 27.674 | 39.806 | 31.504 | 282.0 | 2:36:58.448 | |
| | | | | | | | | 91 | 2 | 2:33.570 | 27.940 | 1:08.894 | 56.736 | 277.6 | 2:39:32.018 | |
| | | | | | | | | 92 | 2 | 3:30.734 | 1:11.942 | 1:21.052 | 57.740 | | 2:43:02.752 | |
| | | | | | | | | 93 | 3 | 3:45.321 | 2:22.383 | 50.476 | 32.462 | | 2:46:48.073 | |
| | | | | | | | | 94 | 3 | 2:56.139 | 46.215 | 1:13.943 | 55.981 | 147.5 | 2:49:44.212 | |
| | | | | | | | | 95 | 3 | 3:25.035 | 1:04.458 | 1:24.419 | 56.158 | | 2:53:09.247 | |

| | | | | | | | |
|----|--------------------|-------------------|-------------------|--------|--------|-------|-------------|
| 22 | United Autosports | | Oreca 07 - Gibson | | | | |
| | 1.Manuel MALDONADO | 3.Benjamin HANLEY | LMP2 | | | | |
| | 2.Grégoire SAUCY | | | | | | |
| 1 | 1 | 1:45.284 | 33.749 | 41.609 | 29.926 | | 1:45.284 |
| 2 | 1 | 1:36.381 | 28.381 | 39.299 | 28.701 | 284.2 | 3:21.665 |
| 3 | 1 | 1:34.847 | 27.460 | 38.800 | 28.587 | 282.7 | 4:56.512 |
| 4 | 1 | 1:34.812 | 27.289 | 38.995 | 28.528 | 285.0 | 6:31.324 |
| 5 | 1 | 1:34.260 | 26.959 | 38.803 | 28.498 | 284.2 | 8:05.584 |
| 6 | 1 | 1:34.655 | 27.205 | 39.054 | 28.396 | 284.2 | 9:40.239 |
| 7 | 1 | 1:34.655 | 27.082 | 39.376 | 28.197 | 286.5 | 11:14.894 |
| 8 | 1 | 1:34.542 | 26.997 | 38.431 | 29.114 | 284.2 | 12:49.436 |
| 9 | 1 | 1:36.443 | 27.803 | 39.349 | 29.291 | 282.0 | 14:25.879 |
| 10 | 1 | 1:37.785 | 27.320 | 40.172 | 30.293 | 285.7 | 16:03.664 |
| 11 | 1 | 1:38.254 | 28.822 | 39.411 | 30.021 | 283.5 | 17:41.918 |
| 12 | 1 | 1:34.505 | 27.276 | 38.775 | 28.454 | 282.7 | 19:16.423 |
| 13 | 1 | 1:34.098 | 27.183 | 38.555 | 28.360 | 285.7 | 20:50.521 |
| 14 | 1 | 1:37.307 | 27.802 | 40.824 | 28.681 | 286.5 | 22:27.828 |
| 15 | 1 | 1:37.241 | 28.247 | 40.039 | 28.955 | 287.2 | 24:05.069 |
| 16 | 1 | 1:37.823 | 28.708 | 39.836 | 29.279 | 288.8 | 25:42.892 |
| 17 | 1 | 1:34.234 | 27.219 | 38.763 | 28.252 | 282.7 | 27:17.126 |
| 18 | 1 | 1:35.906 | 27.407 | 39.452 | 29.047 | 287.2 | 28:53.032 |
| 19 | 1 | 1:38.721 | 27.370 | 39.750 | 31.601 | 287.2 | 30:31.753 |
| 20 | 1 | 1:37.656 | 28.231 | 40.019 | 29.406 | 284.2 | 32:09.409 |
| 21 | 1 | 1:35.416 | 27.239 | 39.181 | 28.996 | 285.7 | 33:44.825 |
| 22 | 1 | 1:36.401 | 27.363 | 39.465 | 29.573 | 287.2 | 35:21.226 |
| 23 | 1 | 1:35.104 | 27.379 | 39.161 | 28.564 | 283.5 | 36:56.330 |
| 24 | 1 | 1:34.578 | 27.171 | 38.979 | 28.428 | 287.2 | 38:30.908 |
| 25 | 1 | 1:40.391 | 27.228 | 39.202 | 33.961 | 286.5 | 40:11.299 |
| 26 | 1 | 2:41.628 | 1:33.188 | 39.703 | 28.737 | 194.6 | 42:52.927 |
| 27 | 1 | 1:36.082 | 27.225 | 39.715 | 29.142 | 282.7 | 44:29.009 |
| 28 | 1 | 1:37.144 | 27.628 | 39.850 | 29.666 | 283.5 | 46:06.153 |
| 29 | 1 | 1:37.561 | 27.735 | 40.293 | 29.533 | 282.7 | 47:43.714 |
| 30 | 1 | 1:38.382 | 27.734 | 40.499 | 30.149 | 285.0 | 49:22.096 |
| 31 | 1 | 1:35.688 | 27.245 | 39.501 | 28.942 | 282.0 | 50:57.784 |
| 32 | 1 | 1:36.822 | 27.303 | 40.595 | 28.924 | 284.2 | 52:34.606 |
| 33 | 1 | 1:36.500 | 27.996 | 39.530 | 28.974 | 285.0 | 54:11.106 |
| 34 | 1 | 1:38.516 | 27.432 | 40.313 | 30.771 | 285.0 | 55:49.622 |
| 35 | 1 | 1:36.887 | 27.681 | 39.472 | 29.734 | 282.0 | 57:26.509 |
| 36 | 1 | 1:37.366 | 27.751 | 40.265 | 29.350 | 284.2 | 59:03.875 |
| 37 | 1 | 1:36.847 | 27.492 | 39.963 | 29.392 | 284.2 | 1:00:40.722 |
| 38 | 1 | 1:38.780 | 28.287 | 40.913 | 29.580 | 283.5 | 1:02:19.502 |
| 39 | 1 | 1:37.808 | 28.127 | 40.392 | 29.289 | 283.5 | 1:03:57.310 |
| 40 | 1 | 1:36.657 | 27.592 | 39.542 | 29.523 | 282.7 | 1:05:33.967 |
| 41 | 1 | 1:37.544 | 27.683 | 39.665 | 30.196 | 282.7 | 1:07:11.511 |
| 42 | 1 | 1:38.175 | 28.826 | 39.877 | 29.472 | 283.5 | 1:08:49.686 |





European Le Mans Series
4 Hours of Barcelona
Race

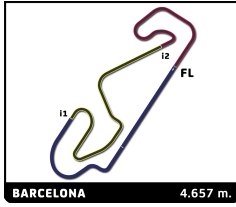
Sector Analysis

| | | | | | | | | Lap under Red Flag | Invalidated Lap | Personal Best | Session Best | B Crossing the pit lane | | | | | | | | |
|-----|---|-------------------|----------|----------|----------|--------|-------------|--------------------|-----------------|-------------------|--------------|-------------------------|----------|--------|-------------|--|--|--|--|--|
| Lap | D | Time | Sector 1 | Sector 2 | Sector 3 | T. Spd | Elapsed | Lap | D | Time | Sector 1 | Sector 2 | Sector 3 | T. Spd | Elapsed | | | | | |
| 96 | 3 | 2:17.563 | 43.983 | 54.150 | 39.430 | 149.4 | 2:55:26.810 | 16 | 1 | 1:50.407 | 31.846 | 45.053 | 33.508 | 247.7 | 28:57.464 | | | | | |
| 97 | 3 | 1:35.505 | 27.685 | 39.275 | 28.545 | 282.7 | 2:57:02.315 | 17 | 1 | 1:49.761 | 32.111 | 44.471 | 33.179 | 249.4 | 30:47.225 | | | | | |
| 98 | 3 | 1:34.598 | 27.337 | 38.759 | 28.502 | 283.5 | 2:58:36.913 | 18 | 1 | 1:48.189 | 31.682 | 43.940 | 32.567 | 248.8 | 32:35.414 | | | | | |
| 99 | 3 | 1:34.486 | 27.085 | 38.976 | 28.425 | 284.2 | 3:00:11.399 | 19 | 1 | 1:51.270 | 32.027 | 44.585 | 34.658 | 247.1 | 34:26.684 | | | | | |
| 100 | 3 | 1:35.315 | 27.314 | 39.172 | 28.829 | 282.7 | 3:01:46.714 | 20 | 1 | 1:48.995 | 31.869 | 44.167 | 32.959 | 247.1 | 36:15.679 | | | | | |
| 101 | 3 | 1:34.533 | 27.050 | 38.919 | 28.564 | 283.5 | 3:03:21.247 | 21 | 1 | 1:49.142 | 31.611 | 43.654 | 33.877 | 247.1 | 38:04.821 | | | | | |
| 102 | 3 | 1:34.239 | 27.037 | 38.757 | 28.445 | 285.7 | 3:04:55.486 | 22 | 1 | 1:49.894 | 31.833 | 44.561 | 33.500 | 248.3 | 39:54.715 | | | | | |
| 103 | 3 | 1:35.302 | 27.197 | 39.039 | 29.066 | 285.7 | 3:06:30.788 | 23 | 1 | 2:07.468 | 32.961 | 44.682 | 49.825 | 248.8 | 42:02.183 | | | | | |
| 104 | 3 | 1:35.167 | 27.309 | 39.068 | 28.790 | 285.7 | 3:08:05.955 | 24 | 1 | 1:49.944 | 32.243 | 44.631 | 33.070 | 247.1 | 43:52.127 | | | | | |
| 105 | 3 | 1:35.804 | 27.308 | 39.314 | 29.182 | 285.7 | 3:09:41.759 | 25 | 1 | 1:49.546 | 31.889 | 44.519 | 33.138 | 247.7 | 45:41.673 | | | | | |
| 106 | 3 | 1:39.072 | 29.025 | 40.089 | 29.958 | 287.2 | 3:11:20.831 | 26 | 1 | 1:50.496 | 32.200 | 44.383 | 33.913 | 247.1 | 47:32.169 | | | | | |
| 107 | 3 | 1:43.693 | 27.919 | 40.306 | 35.468 | 283.5 | 3:13:04.524 | 27 | 1 | 1:51.561 | 32.529 | 45.336 | 33.696 | 246.0 | 49:23.730 | | | | | |
| 108 | 3 | 1:38.733 | 28.960 | 41.089 | 28.684 | 278.4 | 3:14:43.257 | 28 | 1 | 1:52.317 | 32.605 | 45.923 | 33.789 | 247.7 | 51:16.047 | | | | | |
| 109 | 3 | 1:34.701 | 27.217 | 38.952 | 28.532 | 283.5 | 3:16:17.958 | 29 | 1 | 1:49.845 | 31.955 | 44.602 | 33.288 | 246.6 | 53:05.892 | | | | | |
| 110 | 3 | 1:35.403 | 27.228 | 39.433 | 28.742 | 284.2 | 3:17:53.361 | 30 | 1 | 1:50.287 | 32.140 | 44.657 | 33.490 | 249.4 | 54:56.179 | | | | | |
| 111 | 3 | 2:26.933 | 28.022 | 1:02.322 | 56.589 | 285.0 | 3:20:20.294 | 31 | 1 | 1:49.648 | 31.887 | 44.410 | 33.351 | 248.3 | 56:45.827 | | | | | |
| 112 | 3 | 3:04.158 | 1:11.606 | 1:20.606 | 31.946 | | 3:23:24.452 | 32 | 1 | 1:51.884 | 32.230 | 45.791 | 33.863 | 247.7 | 58:37.711 | | | | | |
| 113 | 3 | 1:36.425 | 27.733 | 39.343 | 29.349 | 282.0 | 3:25:00.877 | 33 | 1 | 1:52.273 | 32.498 | 45.940 | 33.835 | 244.3 | 1:00:29.984 | | | | | |
| 114 | 3 | 1:37.306 | 27.935 | 39.777 | 29.594 | 284.2 | 3:26:38.183 | 34 | 1 | 1:50.827 | 32.155 | 45.235 | 33.437 | 247.1 | 1:02:20.811 | | | | | |
| 115 | 3 | 1:41.228 B | 27.645 | 39.468 | 34.115 | 283.5 | 3:28:19.411 | 35 | 1 | 1:51.237 | 31.808 | 45.415 | 34.014 | 248.8 | 1:04:12.048 | | | | | |
| 116 | 3 | 2:41.676 | 1:32.745 | 39.832 | 29.099 | 192.2 | 3:31:01.087 | 36 | 1 | 1:59.545 B | 32.600 | 45.175 | 41.770 | 248.8 | 1:06:11.593 | | | | | |
| 117 | 3 | 1:34.694 | 27.445 | 38.735 | 28.514 | 281.2 | 3:32:35.781 | 37 | 1 | 3:03.735 | 1:44.124 | 45.977 | 33.634 | 163.1 | 1:09:15.328 | | | | | |
| 118 | 3 | 1:33.905 | 27.035 | 38.601 | 28.269 | 285.0 | 3:34:09.686 | 38 | 1 | 1:50.126 | 32.377 | 45.185 | 32.564 | 246.0 | 1:11:05.454 | | | | | |
| 119 | 3 | 1:34.635 | 27.114 | 39.158 | 28.363 | 283.5 | 3:35:44.321 | 39 | 1 | 1:48.797 | 32.112 | 44.130 | 32.555 | 247.7 | 1:12:54.251 | | | | | |
| 120 | 3 | 1:35.598 | 26.958 | 39.761 | 28.879 | 285.0 | 3:37:19.919 | 40 | 1 | 1:47.385 | 31.317 | 43.928 | 32.140 | 246.6 | 1:14:41.636 | | | | | |
| 121 | 3 | 1:37.685 | 28.417 | 40.247 | 29.021 | 284.2 | 3:38:57.604 | 41 | 1 | 1:47.397 | 31.197 | 43.698 | 32.502 | 247.1 | 1:16:29.033 | | | | | |
| 122 | 3 | 1:37.809 | 28.523 | 39.911 | 29.375 | 284.2 | 3:40:35.413 | 42 | 1 | 1:47.472 | 31.188 | 43.868 | 32.416 | 247.1 | 1:18:16.505 | | | | | |
| 123 | 3 | 2:25.387 | 27.886 | 1:00.950 | 56.551 | 282.0 | 3:43:00.800 | 43 | 1 | 1:47.363 | 31.398 | 43.952 | 32.013 | 248.3 | 1:20:03.868 | | | | | |
| 124 | 3 | 3:29.712 | 1:11.840 | 1:21.095 | 56.777 | | 3:46:30.512 | 44 | 1 | 1:46.916 | 31.114 | 43.377 | 32.425 | 249.4 | 1:21:50.784 | | | | | |
| 125 | 3 | 3:10.423 | 1:11.919 | 1:20.921 | 37.583 | | 3:49:40.935 | 45 | 1 | 2:49.502 | 33.084 | 1:19.794 | 56.624 | 248.8 | 1:24:40.286 | | | | | |
| 126 | 3 | 2:22.657 | 29.974 | 1:04.065 | 48.618 | 236.8 | 3:52:03.592 | 46 | 1 | 3:29.999 B | 1:11.593 | 1:20.506 | 57.900 | | 1:28:10.285 | | | | | |
| 127 | 3 | 3:16.169 | 51.192 | 1:28.048 | 56.929 | | 3:55:19.761 | 47 | 1 | 3:56.521 | 1:49.871 | 1:13.367 | 53.283 | | 1:32:06.806 | | | | | |
| 128 | 3 | 2:32.052 | 54.958 | 59.873 | 37.221 | | 3:57:51.813 | 48 | 1 | 3:13.256 | 1:02.723 | 1:12.045 | 58.488 | | 1:35:20.062 | | | | | |
| 129 | 3 | 1:37.402 | 27.750 | 39.855 | 29.797 | 285.0 | 3:59:29.215 | 49 | 1 | 1:55.220 | 34.673 | 45.831 | 34.716 | 218.6 | 1:37:15.282 | | | | | |
| 130 | 3 | 1:34.694 | 27.178 | 38.953 | 28.563 | 281.2 | 4:01:03.909 | 50 | 1 | 1:56.969 | 32.939 | 45.723 | 38.307 | 239.5 | 1:39:12.251 | | | | | |
| | | | | | | | | 51 | 1 | 2:12.166 | 44.905 | 48.469 | 38.792 | | 1:41:24.417 | | | | | |
| | | | | | | | | 52 | 1 | 1:49.794 | 31.986 | 44.374 | 33.434 | 246.6 | 1:43:14.211 | | | | | |
| | | | | | | | | 53 | 1 | 1:50.398 | 32.710 | 44.509 | 33.179 | 247.1 | 1:45:04.609 | | | | | |
| | | | | | | | | 54 | 1 | 1:47.582 | 31.259 | 43.969 | 32.354 | 251.7 | 1:46:52.191 | | | | | |
| | | | | | | | | 55 | 1 | 1:47.721 | 31.394 | 43.919 | 32.408 | 249.4 | 1:48:39.912 | | | | | |
| | | | | | | | | 56 | 1 | 1:47.336 | 31.332 | 43.720 | 32.284 | 248.3 | 1:50:27.248 | | | | | |
| | | | | | | | | 57 | 1 | 1:48.483 | 31.499 | 43.969 | 33.015 | 248.3 | 1:52:15.731 | | | | | |
| | | | | | | | | 58 | 1 | 1:49.548 | 31.716 | 44.479 | 33.353 | 248.3 | 1:54:05.279 | | | | | |
| | | | | | | | | 59 | 1 | 1:51.274 | 31.926 | 46.105 | 33.243 | 248.3 | 1:55:56.553 | | | | | |
| | | | | | | | | 60 | 1 | 1:49.612 | 31.520 | 45.144 | 32.948 | 248.3 | 1:57:46.165 | | | | | |
| | | | | | | | | 61 | 1 | 1:48.803 | 31.657 | 44.175 | 32.971 | 247.1 | 1:59:34.968 | | | | | |
| | | | | | | | | 62 | 1 | 1:48.782 | 31.671 | 44.063 | 33.048 | 248.3 | 2:01:23.750 | | | | | |
| | | | | | | | | 63 | 1 | 2:02.751 | 31.981 | 44.861 | 45.909 | 247.1 | 2:03:26.501 | | | | | |
| | | | | | | | | 64 | 1 | 1:52.854 | 33.134 | 46.369 | 33.351 | 246.0 | 2:05:19.355 | | | | | |
| | | | | | | | | 65 | 1 | 1:58.574 B | 32.317 | 45.202 | 41.055 | 247.7 | 2:07:17.929 | | | | | |
| | | | | | | | | 66 | 2 | 2:54.557 | 1:39.646 | 43.244 | 31.667 | 170.9 | 2:10:12.486 | | | | | |
| | | | | | | | | 67 | 2 | 1:44.604 | 30.788 | 42.550 | 31.266 | 248.8 | 2:11:57.090 | | | | | |
| | | | | | | | | 68 | 2 | 1:44.462 | 30.645 | 42.530 | 31.287 | 247.7 | 2:13:41.552 | | | | | |

| | | | | |
|----|--------------------------|---------------|---------------------------------------|--|
| 23 | United Autosports | | <small>McLaren 720S LMGT3 Evo</small> | |
| | 1. Michael BIRCH | 3. Wayne BOYD | LMGT3 | |
| | 2. Garnet PATTERSON | | | |

| | | | | | | | |
|----|---|----------|--------|--------|--------|-------|-----------|
| 1 | 1 | 2:00.501 | 41.637 | 46.808 | 32.056 | | 2:00.501 |
| 2 | 1 | 1:46.278 | 31.094 | 43.501 | 31.683 | 250.0 | 3:46.779 |
| 3 | 1 | 1:46.130 | 30.962 | 43.496 | 31.672 | 250.6 | 5:32.909 |
| 4 | 1 | 1:46.048 | 31.080 | 43.186 | 31.782 | 250.0 | 7:18.957 |
| 5 | 1 | 1:46.074 | 30.925 | 43.261 | 31.888 | 249.4 | 9:05.031 |
| 6 | 1 | 1:46.809 | 31.136 | 43.603 | 32.070 | 248.8 | 10:51.840 |
| 7 | 1 | 1:49.500 | 31.491 | 44.364 | 33.645 | 248.3 | 12:41.340 |
| 8 | 1 | 1:48.417 | 31.379 | 44.459 | 32.579 | 250.0 | 14:29.757 |
| 9 | 1 | 1:49.019 | 31.690 | 44.904 | 32.425 | 249.4 | 16:18.776 |
| 10 | 1 | 1:47.826 | 31.491 | 44.197 | 32.138 | 250.0 | 18:06.602 |
| 11 | 1 | 1:47.513 | 31.209 | 43.752 | 32.552 | 250.0 | 19:54.115 |
| 12 | 1 | 1:47.922 | 31.371 | 44.285 | 32.266 | 249.4 | 21:42.037 |
| 13 | 1 | 1:47.794 | 31.249 | 43.934 | 32.611 | 249.4 | 23:29.831 |
| 14 | 1 | 1:47.699 | 31.339 | 43.532 | 32.828 | 244.9 | 25:17.530 |
| 15 | 1 | 1:49.527 | 31.465 | 44.291 | 33.771 | 247.7 | 27:07.057 |



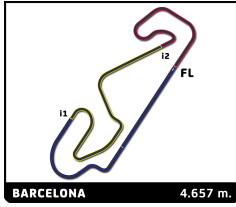


European Le Mans Series
4 Hours of Barcelona
Race

Sector Analysis

| Lap under Red Flag | | | | | | | Invalidated Lap | | Personal Best | Session Best | B Crossing the pit lane | | | | |
|--------------------|---|-------------------|----------|----------|----------|--------|-----------------|--|---------------|--------------|-------------------------|----------|----------|--------|---------|
| Lap | D | Time | Sector 1 | Sector 2 | Sector 3 | T. Spd | Elapsed | Lap | D | Time | Sector 1 | Sector 2 | Sector 3 | T. Spd | Elapsed |
| 69 | 2 | 1:44.872 | 30.665 | 42.273 | 31.934 | 248.3 | 2:15:26.424 | <div style="border: 1px solid black; padding: 5px;"> 24 Nielsen Racing 1.Cem BÖLÜKBASI 3.Filipe ALBUQUERQUE 2.Ferdinand HABSBURG Oreca 07 - Gibson LMP2 </div> | | | | | | | |
| 70 | 2 | 1:44.375 | 30.597 | 42.594 | 31.184 | 249.4 | 2:17:10.799 | | | | | | | | |
| 71 | 2 | 1:45.650 | 30.732 | 43.340 | 31.578 | 248.8 | 2:18:56.449 | | | | | | | | |
| 72 | 2 | 1:45.822 | 30.913 | 43.012 | 31.897 | 250.6 | 2:20:42.271 | | | | | | | | |
| 73 | 2 | 1:44.879 | 30.757 | 42.725 | 31.397 | 250.6 | 2:22:27.150 | | | | | | | | |
| 74 | 2 | 1:45.478 | 30.691 | 43.093 | 31.694 | 249.4 | 2:24:12.628 | | | | | | | | |
| 75 | 2 | 1:45.444 | 30.856 | 42.897 | 31.691 | 248.8 | 2:25:58.072 | | | | | | | | |
| 76 | 2 | 1:45.834 | 30.961 | 43.019 | 31.854 | 250.0 | 2:27:43.906 | | | | | | | | |
| 77 | 2 | 1:46.352 | 30.791 | 43.415 | 32.146 | 250.0 | 2:29:30.258 | | | | | | | | |
| 78 | 2 | 1:46.091 | 30.920 | 43.365 | 31.806 | 248.8 | 2:31:16.349 | | | | | | | | |
| 79 | 2 | 1:45.825 | 30.907 | 43.123 | 31.795 | 248.3 | 2:33:02.174 | | | | | | | | |
| 80 | 2 | 1:46.293 | 30.933 | 43.422 | 31.938 | 248.8 | 2:34:48.467 | | | | | | | | |
| 81 | 2 | 1:46.146 | 30.814 | 43.271 | 32.061 | 249.4 | 2:36:34.613 | | | | | | | | |
| 82 | 2 | 2:19.734 | 31.521 | 51.433 | 56.780 | 248.3 | 2:38:54.347 | | | | | | | | |
| 83 | 2 | 3:29.499 B | 1:11.624 | 1:20.397 | 57.478 | | 2:42:23.846 | | | | | | | | |
| 84 | 2 | 3:53.855 | 2:08.016 | 1:07.009 | 38.830 | | 2:46:17.701 | | | | | | | | |
| 85 | 2 | 3:10.530 | 1:01.227 | 1:12.747 | 56.556 | | 2:49:28.231 | | | | | | | | |
| 86 | 2 | 1:56.366 | 38.450 | 45.238 | 32.678 | 181.8 | 2:51:24.597 | | | | | | | | |
| 87 | 2 | 2:09.774 | 32.522 | 44.037 | 53.215 | 203.0 | 2:53:34.371 | | | | | | | | |
| 88 | 2 | 2:06.884 | 39.435 | 49.713 | 37.736 | 173.4 | 2:55:41.255 | | | | | | | | |
| 89 | 2 | 1:44.338 | 30.807 | 42.268 | 31.263 | 251.7 | 2:57:25.593 | | | | | | | | |
| 90 | 2 | 1:44.762 | 30.459 | 42.326 | 31.977 | 252.3 | 2:59:10.355 | | | | | | | | |
| 91 | 2 | 1:45.135 | 30.912 | 42.871 | 31.352 | 254.1 | 3:00:55.490 | | | | | | | | |
| 92 | 2 | 1:44.813 | 30.747 | 42.574 | 31.492 | 251.2 | 3:02:40.303 | | | | | | | | |
| 93 | 2 | 1:44.654 | 30.561 | 42.737 | 31.356 | 251.2 | 3:04:24.957 | | | | | | | | |
| 94 | 2 | 1:44.393 | 30.457 | 42.612 | 31.324 | 250.6 | 3:06:09.350 | | | | | | | | |
| 95 | 2 | 1:45.365 | 30.736 | 42.900 | 31.729 | 251.2 | 3:07:54.715 | | | | | | | | |
| 96 | 2 | 1:46.403 | 31.159 | 43.275 | 31.969 | 248.8 | 3:09:41.118 | | | | | | | | |
| 97 | 2 | 1:46.355 | 31.065 | 43.255 | 32.035 | 251.2 | 3:11:27.473 | | | | | | | | |
| 98 | 2 | 1:47.155 | 31.936 | 43.056 | 32.163 | 250.0 | 3:13:14.628 | | | | | | | | |
| 99 | 2 | 1:46.793 | 30.754 | 43.378 | 32.661 | 250.0 | 3:15:01.421 | | | | | | | | |
| 100 | 2 | 1:52.307 B | 30.980 | 43.511 | 37.816 | 249.4 | 3:16:53.728 | | | | | | | | |
| 101 | 3 | 3:49.162 | 1:39.122 | 1:13.205 | 56.835 | 169.5 | 3:20:42.890 | | | | | | | | |
| 102 | 3 | 2:56.500 | 1:11.744 | 1:12.584 | 32.172 | | 3:23:39.390 | | | | | | | | |
| 103 | 3 | 1:44.234 | 30.822 | 42.281 | 31.131 | 246.6 | 3:25:23.624 | | | | | | | | |
| 104 | 3 | 1:43.469 | 30.470 | 41.986 | 31.013 | 248.8 | 3:27:07.093 | | | | | | | | |
| 105 | 3 | 1:43.989 | 30.429 | 42.064 | 31.496 | 249.4 | 3:28:51.082 | | | | | | | | |
| 106 | 3 | 1:44.332 | 30.588 | 42.217 | 31.527 | 250.0 | 3:30:35.414 | | | | | | | | |
| 107 | 3 | 1:44.376 | 30.792 | 42.257 | 31.327 | 250.0 | 3:32:19.790 | | | | | | | | |
| 108 | 3 | 1:44.246 | 30.447 | 42.361 | 31.438 | 250.0 | 3:34:04.036 | | | | | | | | |
| 109 | 3 | 1:44.802 | 30.513 | 42.679 | 31.610 | 248.8 | 3:35:48.838 | | | | | | | | |
| 110 | 3 | 1:45.159 | 30.548 | 42.654 | 31.957 | 249.4 | 3:37:33.997 | | | | | | | | |
| 111 | 3 | 1:45.929 | 30.985 | 43.079 | 31.865 | 248.8 | 3:39:19.926 | | | | | | | | |
| 112 | 3 | 1:45.002 | 30.767 | 42.586 | 31.649 | 248.8 | 3:41:04.928 | | | | | | | | |
| 113 | 3 | 2:56.176 | 39.422 | 1:20.196 | 56.558 | 248.8 | 3:44:01.104 | | | | | | | | |
| 114 | 3 | 3:28.447 | 1:11.444 | 1:20.366 | 56.637 | | 3:47:29.551 | | | | | | | | |
| 115 | 3 | 2:44.957 | 1:11.551 | 1:01.231 | 32.175 | | 3:50:14.508 | | | | | | | | |
| 116 | 3 | 2:03.220 | 31.452 | 43.767 | 48.001 | 247.1 | 3:52:17.728 | | | | | | | | |
| 117 | 3 | 3:15.422 | 49.101 | 1:28.732 | 57.589 | 133.0 | 3:55:33.150 | | | | | | | | |
| 118 | 3 | 2:28.347 | 53.592 | 59.075 | 35.680 | 133.3 | 3:58:01.497 | | | | | | | | |
| 119 | 3 | 1:46.990 | 31.251 | 44.037 | 31.702 | 253.5 | 3:59:48.487 | | | | | | | | |
| 120 | 3 | 1:44.942 | 30.563 | 42.748 | 31.601 | 251.2 | 4:01:33.399 | | | | | | | | |
| 1 | 1 | 1:42.350 | 32.835 | 40.499 | 29.016 | | 1:42.350 | | | | | | | | |
| 2 | 1 | 1:35.119 | 27.846 | 38.907 | 28.366 | 286.5 | 3:17.469 | | | | | | | | |
| 3 | 1 | 1:34.418 | 27.489 | 38.626 | 28.303 | 284.2 | 4:51.887 | | | | | | | | |
| 4 | 1 | 1:34.300 | 27.398 | 38.625 | 28.277 | 286.5 | 6:26.187 | | | | | | | | |
| 5 | 1 | 1:34.145 | 27.226 | 38.723 | 28.196 | 286.5 | 8:00.332 | | | | | | | | |
| 6 | 1 | 1:34.255 | 27.169 | 38.787 | 28.299 | 286.5 | 9:34.587 | | | | | | | | |
| 7 | 1 | 1:34.044 | 27.158 | 38.455 | 28.431 | 285.7 | 11:08.631 | | | | | | | | |
| 8 | 1 | 1:36.055 | 27.088 | 39.371 | 29.596 | 287.2 | 12:44.686 | | | | | | | | |
| 9 | 1 | 1:37.215 | 27.471 | 39.745 | 29.999 | 287.2 | 14:21.901 | | | | | | | | |
| 10 | 1 | 1:37.840 | 28.063 | 40.663 | 29.084 | 286.5 | 15:59.711 | | | | | | | | |
| 11 | 1 | 1:36.457 | 27.723 | 39.925 | 28.809 | 288.0 | 17:36.168 | | | | | | | | |
| 12 | 1 | 1:34.967 | 27.505 | 38.824 | 28.638 | 286.5 | 19:11.135 | | | | | | | | |
| 13 | 1 | 1:36.483 | 27.285 | 39.144 | 30.054 | 287.2 | 20:47.618 | | | | | | | | |
| 14 | 1 | 1:36.376 | 28.031 | 39.177 | 29.168 | 289.5 | 22:23.994 | | | | | | | | |
| 15 | 1 | 1:35.832 | 27.295 | 39.984 | 28.553 | 285.7 | 23:59.826 | | | | | | | | |
| 16 | 1 | 1:35.338 | 27.506 | 39.132 | 28.700 | 288.0 | 25:35.164 | | | | | | | | |
| 17 | 1 | 1:36.491 | 27.322 | 39.318 | 29.851 | 286.5 | 27:11.655 | | | | | | | | |
| 18 | 1 | 1:35.474 | 27.428 | 39.446 | 28.600 | 286.5 | 28:47.129 | | | | | | | | |
| 19 | 1 | 1:39.469 | 27.992 | 39.753 | 34.424 | 288.8 | 30:26.298 | | | | | | | | |
| 20 | 1 | 1:35.722 | 27.944 | 39.232 | 28.546 | 285.0 | 32:02.020 | | | | | | | | |
| 21 | 1 | 1:35.703 | 27.833 | 39.119 | 28.751 | 288.0 | 33:37.723 | | | | | | | | |
| 22 | 1 | 1:35.596 | 27.512 | 39.440 | 28.644 | 285.7 | 35:13.319 | | | | | | | | |
| 23 | 1 | 1:34.959 | 27.231 | 39.115 | 28.613 | 285.7 | 36:48.278 | | | | | | | | |
| 24 | 1 | 1:35.143 | 27.213 | 39.253 | 28.677 | 286.5 | 38:23.421 | | | | | | | | |
| 25 | 1 | 1:36.745 | 27.455 | 40.015 | 29.275 | 287.2 | 40:00.166 | | | | | | | | |
| 26 | 1 | 1:44.538 B | 28.328 | 40.983 | 35.227 | 288.8 | 41:44.704 | | | | | | | | |
| 27 | 1 | 2:38.436 | 1:30.113 | 39.467 | 28.856 | 195.3 | 44:23.140 | | | | | | | | |
| 28 | 1 | 1:37.919 | 28.121 | 40.401 | 29.397 | 285.7 | 46:01.059 | | | | | | | | |
| 29 | 1 | 1:36.934 | 27.751 | 39.791 | 29.392 | 284.2 | 47:37.993 | | | | | | | | |
| 30 | 1 | 1:35.779 | 27.538 | 39.389 | 28.852 | 285.0 | 49:13.772 | | | | | | | | |
| 31 | 1 | 1:35.750 | 27.382 | 39.316 | 29.052 | 285.0 | 50:49.522 | | | | | | | | |
| 32 | 1 | 1:36.549 | 27.496 | 39.982 | 29.071 | 284.2 | 52:26.071 | | | | | | | | |
| 33 | 1 | 1:36.032 | 27.433 | 39.601 | 28.998 | 285.7 | 54:02.103 | | | | | | | | |
| 34 | 1 | 1:38.810 | 28.498 | 40.011 | 30.301 | 288.8 | 55:40.913 | | | | | | | | |
| 35 | 1 | 1:37.118 | 28.088 | 40.027 | 29.003 | 284.2 | 57:18.031 | | | | | | | | |
| 36 | 1 | 1:36.656 | 27.889 | 39.833 | 28.934 | 285.7 | 58:54.687 | | | | | | | | |
| 37 | 1 | 1:36.662 | 27.592 | 39.777 | 29.293 | 285.0 | 1:00:31.349 | | | | | | | | |
| 38 | 1 | 1:36.959 | 27.965 | 39.847 | 29.147 | 285.7 | 1:02:08.308 | | | | | | | | |
| 39 | 1 | 1:44.359 B | 27.618 | 40.194 | 36.547 | 285.7 | 1:03:52.667 | | | | | | | | |
| 40 | 2 | 3:15.844 | 2:06.513 | 40.349 | 28.982 | 188.8 | 1:07:08.511 | | | | | | | | |
| 41 | 2 | 1:34.600 | 27.421 | 38.903 | 28.276 | 281.2 | 1:08:43.111 | | | | | | | | |
| 42 | 2 | 1:34.654 | 26.994 | 38.370 | 29.290 | 281.2 | 1:10:17.765 | | | | | | | | |
| 43 | 2 | 1:36.242 | 27.557 | 39.541 | 29.144 | 284.2 | 1:11:54.007 | | | | | | | | |
| 44 | 2 | 1:33.998 | 27.119 | 38.455 | 28.424 | 280.5 | 1:13:28.005 | | | | | | | | |
| 45 | 2 | 1:35.680 | 27.420 | 38.583 | 29.677 | 284.2 | 1:15:03.685 | | | | | | | | |
| 46 | 2 | 1:34.521 | 27.299 | 38.633 | 28.589 | 284.2 | 1:16:38.206 | | | | | | | | |
| 47 | 2 | 1:34.130 | 26.772 | 38.551 | 28.807 | 284.2 | 1:18:12.336 | | | | | | | | |
| 48 | 2 | 1:34.302 | 27.946 | 38.406 | 27.950 | 285.0 | 1:19:46.638 | | | | | | | | |
| 49 | 2 | 1:34.495 | 26.756 | 39.039 | 28.700 | 285.7 | 1:21:21.133 | | | | | | | | |
| 50 | 2 | 2:02.981 | 28.216 | 39.220 | 55.545 | 286.5 | 1:23:24.114 | | | | | | | | |



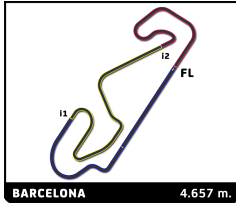


European Le Mans Series
4 Hours of Barcelona
Race

Sector Analysis

| Lap under Red Flag | | | | | | | | Invalidated Lap | | Personal Best | | Session Best | | B Crossing the pit lane | | | |
|--------------------|---|----------|----------|----------|----------|--------|-------------|-----------------|--|---------------|----------|--------------|----------|-------------------------|-------------|-------------|-------------|
| Lap | D | Time | Sector 1 | Sector 2 | Sector 3 | T. Spd | Elapsed | Lap | D | Time | Sector 1 | Sector 2 | Sector 3 | T. Spd | Elapsed | | |
| 51 | 2 | 3:30.418 | B | 1:11.717 | 1:21.052 | 57.649 | 1:26:54.532 | 104 | 3 | 1:35.229 | 27.270 | 39.003 | 28.956 | 285.0 | 3:08:05.518 | | |
| 52 | 2 | 3:32.751 | | 1:38.520 | 1:21.106 | 33.125 | 1:30:27.283 | 105 | 3 | 1:35.791 | 27.234 | 38.998 | 29.559 | 284.2 | 3:09:41.309 | | |
| 53 | 2 | 2:05.792 | | 33.603 | 43.988 | 48.201 | 207.3 | 1:32:33.075 | 106 | 3 | 1:38.792 | 27.686 | 41.058 | 30.048 | 288.8 | 3:11:20.101 | |
| 54 | 2 | 2:59.515 | | 1:00.958 | 1:06.597 | 51.960 | 1:35:32.590 | 107 | 3 | 1:39.355 | 28.330 | 40.274 | 30.754 | 274.1 | 3:12:59.456 | | |
| 55 | 2 | 3:18.935 | | 1:10.703 | 1:16.921 | 51.311 | 1:38:51.525 | 108 | 3 | 1:35.627 | 27.488 | 39.334 | 28.805 | 282.7 | 3:14:35.083 | | |
| 56 | 2 | 2:20.403 | | 44.049 | 56.157 | 40.197 | 175.3 | 1:41:11.928 | 109 | 3 | 1:37.077 | 27.454 | 40.485 | 29.138 | 283.5 | 3:16:12.160 | |
| 57 | 2 | 1:36.416 | | 28.435 | 39.367 | 28.614 | 287.2 | 1:42:48.344 | 110 | 3 | 1:36.871 | 27.525 | 39.657 | 29.689 | 285.7 | 3:17:49.031 | |
| 58 | 2 | 1:35.299 | | 27.256 | 38.869 | 29.174 | 283.5 | 1:44:23.643 | 111 | 3 | 2:29.008 | 29.326 | 1:02.862 | 56.820 | 284.2 | 3:20:18.039 | |
| 59 | 2 | 1:35.747 | | 27.647 | 39.280 | 28.820 | 285.7 | 1:45:59.390 | 112 | 3 | 3:05.243 | 1:11.670 | 1:20.842 | 32.731 | | 3:23:23.282 | |
| 60 | 2 | 4:37.980 | | 27.416 | 44.555 | 29.009 | 285.0 | 1:47:37.370 | 113 | 3 | 1:36.109 | 27.643 | 39.395 | 29.071 | 281.2 | 3:24:59.391 | |
| 61 | 2 | 1:37.387 | | 27.755 | 40.470 | 29.162 | 286.5 | 1:49:14.757 | 114 | 3 | 1:36.636 | 27.351 | 40.018 | 29.267 | 285.0 | 3:26:36.027 | |
| 62 | 2 | 1:37.035 | | 27.712 | 39.699 | 29.624 | 285.7 | 1:50:51.792 | 115 | 3 | 1:37.607 | 28.015 | 40.164 | 29.428 | 284.2 | 3:28:13.634 | |
| 63 | 2 | 1:40.552 | | 27.837 | 42.588 | 30.127 | 287.2 | 1:52:32.344 | 116 | 3 | 1:36.689 | 27.743 | 39.610 | 29.336 | 285.0 | 3:29:50.323 | |
| 64 | 2 | 1:36.674 | | 27.595 | 39.293 | 29.786 | 283.5 | 1:54:09.018 | 117 | 3 | 1:36.983 | 27.517 | 40.155 | 29.311 | 283.5 | 3:31:27.306 | |
| 65 | 2 | 1:39.524 | | 28.906 | 40.951 | 29.667 | 290.3 | 1:55:48.542 | 118 | 3 | 1:36.361 | 27.724 | 39.676 | 28.961 | 285.0 | 3:33:03.667 | |
| 66 | 2 | 1:36.344 | | 27.893 | 39.772 | 28.679 | 285.7 | 1:57:24.886 | 119 | 3 | 1:35.655 | 27.477 | 39.330 | 28.848 | 284.2 | 3:34:39.322 | |
| 67 | 2 | 1:35.107 | | 27.359 | 39.227 | 28.521 | 285.0 | 1:58:59.993 | 120 | 3 | 1:35.844 | 27.647 | 39.242 | 28.955 | 286.5 | 3:36:15.166 | |
| 68 | 2 | 1:37.266 | | 28.233 | 39.379 | 29.654 | 281.2 | 2:00:37.259 | 121 | 3 | 1:41.253 | B | 27.236 | 39.556 | 34.461 | 284.2 | 3:37:56.419 |
| 69 | 2 | 1:36.891 | | 27.608 | 39.547 | 29.736 | 283.5 | 2:02:14.150 | 122 | 3 | 2:38.585 | 1:28.567 | 40.672 | 29.346 | 191.8 | 3:40:35.004 | |
| 70 | 2 | 1:36.038 | | 27.817 | 39.386 | 28.835 | 286.5 | 2:03:50.188 | 123 | 3 | 2:25.463 | 27.813 | 1:00.708 | 56.942 | 282.0 | 3:43:00.467 | |
| 71 | 2 | 1:36.320 | | 27.582 | 39.585 | 29.153 | 287.2 | 2:05:26.508 | 124 | 3 | 3:29.806 | 1:11.945 | 1:21.073 | 56.788 | | 3:46:30.273 | |
| 72 | 2 | 1:36.679 | | 27.547 | 39.694 | 29.438 | 284.2 | 2:07:03.187 | 125 | 3 | 3:09.966 | 1:11.887 | 1:20.950 | 37.129 | | 3:49:40.239 | |
| 73 | 2 | 1:36.015 | | 27.655 | 39.524 | 28.836 | 285.0 | 2:08:39.202 | 126 | 3 | 2:22.369 | 29.887 | 1:04.221 | 48.261 | 251.2 | 3:52:02.608 | |
| 74 | 2 | 1:35.470 | | 27.384 | 39.200 | 28.886 | 285.0 | 2:10:14.672 | 127 | 3 | 3:15.580 | 51.113 | 1:28.305 | 56.162 | | 3:55:18.188 | |
| 75 | 2 | 1:35.920 | | 27.497 | 39.293 | 29.130 | 285.0 | 2:11:50.592 | 128 | 3 | 2:33.328 | 55.610 | 59.980 | 37.738 | | 3:57:51.516 | |
| 76 | 2 | 1:37.212 | | 27.573 | 40.757 | 28.882 | 285.7 | 2:13:27.804 | 129 | 3 | 1:38.003 | 27.513 | 40.822 | 29.668 | 285.7 | 3:59:29.519 | |
| 77 | 2 | 1:35.915 | | 27.866 | 39.255 | 28.794 | 285.0 | 2:15:03.719 | 130 | 3 | 1:34.998 | 27.312 | 39.109 | 28.577 | 285.0 | 4:01:04.517 | |
| 78 | 2 | 1:35.373 | | 27.228 | 39.677 | 28.468 | 287.2 | 2:16:39.092 | <div style="border: 1px solid black; padding: 5px;"> 25 Algarve Pro Racing Oreca 07 - Gibson 1. Matthias KAISER 3. Théo POURCHAIRE 2. Lorenzo FLUXA LMP2 </div> | | | | | | | | |
| 79 | 2 | 1:35.442 | | 27.219 | 39.479 | 28.744 | 286.5 | 2:18:14.534 | | | | | | | | | |
| 80 | 2 | 1:36.664 | | 27.560 | 40.023 | 29.081 | 285.7 | 2:19:51.198 | 1 | 1 | 1:39.810 | 31.426 | 39.873 | 28.511 | | 1:39.810 | |
| 81 | 2 | 1:41.322 | B | 27.427 | 39.648 | 34.247 | 286.5 | 2:21:32.520 | 2 | 1 | 1:35.264 | 27.254 | 39.138 | 28.872 | 285.0 | 3:15.074 | |
| 82 | 3 | 3:05.431 | | 1:54.598 | 41.020 | 29.813 | 188.2 | 2:24:37.951 | 3 | 1 | 1:33.729 | 27.053 | 38.624 | 28.052 | 285.7 | 4:48.803 | |
| 83 | 3 | 1:35.582 | | 27.485 | 39.366 | 28.731 | 279.1 | 2:26:13.533 | 4 | 1 | 1:33.616 | 27.024 | 38.621 | 27.971 | 286.5 | 6:22.419 | |
| 84 | 3 | 1:34.249 | | 26.937 | 38.794 | 28.518 | 282.0 | 2:27:47.782 | 5 | 1 | 1:33.396 | 26.875 | 38.460 | 28.061 | 287.2 | 7:55.815 | |
| 85 | 3 | 1:35.862 | | 27.424 | 39.922 | 28.516 | 285.0 | 2:29:23.644 | 6 | 1 | 1:34.001 | 26.947 | 38.926 | 28.128 | 288.0 | 9:29.816 | |
| 86 | 3 | 1:37.539 | | 27.571 | 40.623 | 29.345 | 284.2 | 2:31:01.183 | 7 | 1 | 1:33.817 | 26.893 | 38.866 | 28.058 | 288.8 | 11:03.633 | |
| 87 | 3 | 1:34.743 | | 27.363 | 39.012 | 28.368 | 282.0 | 2:32:35.926 | 8 | 1 | 1:36.199 | 27.136 | 39.635 | 29.428 | 289.5 | 12:39.832 | |
| 88 | 3 | 1:35.372 | | 27.167 | 39.019 | 29.186 | 284.2 | 2:34:11.298 | 9 | 1 | 1:37.899 | 27.558 | 40.515 | 29.826 | 287.2 | 14:17.731 | |
| 89 | 3 | 1:34.983 | | 27.760 | 38.819 | 28.404 | 285.0 | 2:35:46.281 | 10 | 1 | 1:36.514 | 28.150 | 39.015 | 29.349 | 289.5 | 15:54.245 | |
| 90 | 3 | 1:36.638 | | 27.177 | 40.137 | 29.324 | 284.2 | 2:37:22.919 | 11 | 1 | 1:34.121 | 27.263 | 38.708 | 28.150 | 285.0 | 17:28.366 | |
| 91 | 3 | 2:57.115 | B | 39.052 | 1:20.852 | 57.211 | 282.0 | 2:40:20.034 | 12 | 1 | 1:35.029 | 26.978 | 38.886 | 29.165 | 288.0 | 19:03.395 | |
| 92 | 3 | 3:53.433 | | 1:36.027 | 1:20.812 | 56.594 | | 2:44:13.467 | 13 | 1 | 1:36.080 | 27.557 | 39.704 | 28.819 | 288.8 | 20:39.475 | |
| 93 | 3 | 2:29.872 | | 1:08.076 | 49.360 | 32.436 | | 2:46:43.339 | 14 | 1 | 1:36.711 | 27.554 | 40.024 | 29.133 | 288.0 | 22:16.186 | |
| 94 | 3 | 2:56.277 | | 47.786 | 1:14.036 | 54.455 | 123.7 | 2:49:39.616 | 15 | 1 | 1:34.102 | 27.115 | 38.734 | 28.253 | 286.5 | 23:50.288 | |
| 95 | 3 | 3:25.642 | | 1:05.298 | 1:24.863 | 55.481 | | 2:53:05.258 | 16 | 1 | 1:35.588 | 27.028 | 38.926 | 29.634 | 287.2 | 25:25.876 | |
| 96 | 3 | 2:19.732 | | 44.351 | 54.384 | 40.997 | 184.9 | 2:55:24.990 | 17 | 1 | 1:36.329 | 28.063 | 39.384 | 28.882 | 285.0 | 27:02.205 | |
| 97 | 3 | 1:36.807 | | 28.633 | 39.540 | 28.634 | 280.5 | 2:57:01.797 | 18 | 1 | 1:36.275 | 27.192 | 40.339 | 28.744 | 289.5 | 28:38.480 | |
| 98 | 3 | 1:34.511 | | 27.387 | 38.801 | 28.323 | 284.2 | 2:58:36.308 | 19 | 1 | 1:36.025 | 27.903 | 39.141 | 28.981 | 288.8 | 30:14.505 | |
| 99 | 3 | 1:34.641 | | 27.149 | 38.765 | 28.727 | 286.5 | 3:00:10.949 | 20 | 1 | 1:35.770 | 27.231 | 39.122 | 29.417 | 288.0 | 31:50.275 | |
| 100 | 3 | 1:35.227 | | 27.314 | 39.300 | 28.613 | 284.2 | 3:01:46.176 | 21 | 1 | 1:35.207 | 27.514 | 39.008 | 28.685 | 288.0 | 33:25.482 | |
| 101 | 3 | 1:34.508 | | 27.254 | 38.918 | 28.336 | 285.0 | 3:03:20.684 | 22 | 1 | 1:35.363 | 27.477 | 39.356 | 28.530 | 288.8 | 35:00.845 | |
| 102 | 3 | 1:34.185 | | 27.099 | 38.711 | 28.375 | 286.5 | 3:04:54.869 | 23 | 1 | 1:35.383 | 27.224 | 39.014 | 29.145 | 288.0 | 36:36.228 | |
| 103 | 3 | 1:35.420 | | 27.283 | 39.153 | 28.984 | 286.5 | 3:06:30.289 | | | | | | | | | |





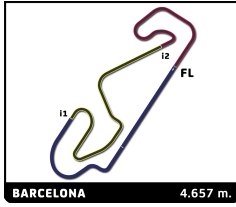
European Le Mans Series
4 Hours of Barcelona
Race

Sector Analysis

Lap under Red Flag Invalidated Lap Personal Best Session Best B Crossing the pit lane

| Lap | D | Time | Sector 1 | Sector 2 | Sector 3 | T. Spd | Elapsed | Lap | D | Time | Sector 1 | Sector 2 | Sector 3 | T. Spd | Elapsed |
|-----|---|-------------------|----------|----------|----------|--------|-------------|-----|---|-------------------|----------|----------|----------|--------|-------------|
| 24 | 1 | 1:34.748 | 27.143 | 39.099 | 28.506 | 288.0 | 38:10.976 | 77 | 2 | 1:36.039 | 27.420 | 39.703 | 28.916 | 287.2 | 2:14:45.909 |
| 25 | 1 | 1:39.701 | 27.966 | 42.152 | 29.583 | 290.3 | 39:50.677 | 78 | 2 | 1:35.267 | 27.369 | 39.156 | 28.742 | 285.7 | 2:16:21.176 |
| 26 | 1 | 1:41.481 B | 27.567 | 39.739 | 34.175 | 288.0 | 41:32.158 | 79 | 2 | 1:35.431 | 27.400 | 39.173 | 28.858 | 288.8 | 2:17:56.607 |
| 27 | 1 | 2:35.156 | 1:26.294 | 39.906 | 28.956 | 194.9 | 44:07.314 | 80 | 2 | 1:39.945 B | 27.085 | 39.873 | 32.987 | 285.7 | 2:19:36.552 |
| 28 | 1 | 1:35.816 | 27.676 | 39.514 | 28.626 | 284.2 | 45:43.130 | 81 | 2 | 2:42.164 | 1:33.026 | 40.017 | 29.421 | 194.6 | 2:22:18.716 |
| 29 | 1 | 1:35.959 | 27.769 | 39.328 | 28.862 | 288.0 | 47:19.089 | 82 | 2 | 1:37.294 | 28.064 | 39.791 | 29.439 | 285.7 | 2:23:56.010 |
| 30 | 1 | 1:37.754 | 27.497 | 39.971 | 30.286 | 287.2 | 48:56.843 | 83 | 2 | 1:37.547 | 27.991 | 39.824 | 29.732 | 284.2 | 2:25:33.557 |
| 31 | 1 | 1:37.163 | 28.275 | 39.977 | 28.911 | 284.2 | 50:34.006 | 84 | 2 | 1:36.047 | 27.949 | 39.368 | 28.730 | 285.7 | 2:27:09.604 |
| 32 | 1 | 1:37.625 | 27.589 | 39.930 | 30.106 | 286.5 | 52:11.631 | 85 | 2 | 1:37.350 | 27.697 | 40.285 | 29.368 | 287.2 | 2:28:46.954 |
| 33 | 1 | 1:39.126 | 29.006 | 40.465 | 29.655 | 286.5 | 53:50.757 | 86 | 2 | 1:36.543 | 28.378 | 39.549 | 28.616 | 288.8 | 2:30:23.497 |
| 34 | 1 | 1:36.216 | 27.590 | 39.643 | 28.983 | 285.7 | 55:26.973 | 87 | 2 | 1:37.404 | 27.520 | 39.892 | 29.992 | 284.2 | 2:32:00.901 |
| 35 | 1 | 1:37.164 | 27.565 | 39.701 | 29.898 | 285.7 | 57:04.137 | 88 | 2 | 1:37.319 | 27.589 | 40.135 | 29.595 | 284.2 | 2:33:38.220 |
| 36 | 1 | 1:38.465 | 27.725 | 39.934 | 30.806 | 284.2 | 58:42.602 | 89 | 2 | 1:36.851 | 27.764 | 39.923 | 29.164 | 284.2 | 2:35:15.071 |
| 37 | 1 | 1:37.624 | 27.925 | 40.067 | 29.632 | 282.0 | 1:00:20.226 | 90 | 2 | 1:36.702 | 27.750 | 40.082 | 28.870 | 285.0 | 2:36:51.773 |
| 38 | 1 | 1:37.877 | 27.981 | 40.539 | 29.357 | 284.2 | 1:01:58.103 | 91 | 2 | 2:25.871 | 27.866 | 1:01.167 | 56.838 | 282.0 | 2:39:17.644 |
| 39 | 1 | 1:36.604 | 27.729 | 39.827 | 29.048 | 285.0 | 1:03:34.707 | 92 | 2 | 3:29.360 B | 1:11.580 | 1:20.579 | 57.201 | | 2:42:47.004 |
| 40 | 1 | 1:36.548 | 27.802 | 39.750 | 28.996 | 285.7 | 1:05:11.255 | 93 | 3 | 3:36.347 | 1:58.974 | 1:00.556 | 36.817 | | 2:46:23.351 |
| 41 | 1 | 1:36.425 | 27.732 | 39.749 | 28.944 | 284.2 | 1:06:47.680 | 94 | 3 | 3:07.556 | 58.552 | 1:12.654 | 56.350 | | 2:49:30.907 |
| 42 | 1 | 1:37.577 | 27.557 | 39.797 | 30.223 | 285.7 | 1:08:25.257 | 95 | 3 | 3:26.748 | 1:06.510 | 1:24.151 | 56.087 | | 2:52:57.655 |
| 43 | 1 | 1:37.482 | 27.743 | 40.357 | 29.382 | 284.2 | 1:10:02.739 | 96 | 3 | 2:22.947 | 43.740 | 54.778 | 44.429 | 166.9 | 2:55:20.602 |
| 44 | 1 | 1:37.822 | 27.785 | 40.485 | 29.552 | 284.2 | 1:11:40.561 | 97 | 3 | 1:34.600 | 27.791 | 38.890 | 27.919 | 282.0 | 2:56:55.202 |
| 45 | 1 | 1:38.034 | 27.778 | 40.816 | 29.440 | 284.2 | 1:13:18.595 | 98 | 3 | 1:33.980 | 27.204 | 38.673 | 28.103 | 286.5 | 2:58:29.182 |
| 46 | 1 | 1:37.920 | 28.327 | 40.304 | 29.289 | 286.5 | 1:14:56.515 | 99 | 3 | 1:34.391 | 27.173 | 38.934 | 28.284 | 288.0 | 3:00:03.573 |
| 47 | 1 | 1:37.852 | 27.867 | 40.526 | 29.459 | 286.5 | 1:16:34.367 | 100 | 3 | 1:34.510 | 27.313 | 38.905 | 28.292 | 285.7 | 3:01:38.083 |
| 48 | 1 | 1:37.621 | 27.831 | 40.352 | 29.438 | 285.0 | 1:18:11.988 | 101 | 3 | 1:34.183 | 27.230 | 38.781 | 28.172 | 288.0 | 3:03:12.266 |
| 49 | 1 | 1:44.645 B | 28.155 | 41.209 | 35.281 | 285.0 | 1:19:56.633 | 102 | 3 | 1:34.702 | 27.384 | 39.012 | 28.306 | 288.0 | 3:04:46.968 |
| 50 | 2 | 3:36.881 | 1:52.485 | 47.022 | 57.374 | 190.1 | 1:23:33.514 | 103 | 3 | 1:35.221 | 27.866 | 38.981 | 28.374 | 289.5 | 3:06:22.189 |
| 51 | 2 | 3:30.734 | 1:12.206 | 1:21.347 | 57.181 | | 1:27:04.248 | 104 | 3 | 1:35.029 | 27.224 | 39.254 | 28.551 | 288.0 | 3:07:57.218 |
| 52 | 2 | 3:14.163 | 1:12.284 | 1:21.331 | 40.548 | | 1:30:18.411 | 105 | 3 | 1:37.948 | 27.672 | 39.704 | 30.572 | 288.8 | 3:09:35.166 |
| 53 | 2 | 2:12.484 | 38.489 | 45.378 | 48.617 | 168.0 | 1:32:30.895 | 106 | 3 | 1:39.936 | 30.292 | 40.476 | 29.168 | 288.8 | 3:11:15.102 |
| 54 | 2 | 3:00.356 | 1:00.945 | 1:07.254 | 52.157 | | 1:35:31.251 | 107 | 3 | 1:36.403 | 28.438 | 39.434 | 28.531 | 288.8 | 3:12:51.505 |
| 55 | 2 | 3:18.212 | 1:10.067 | 1:16.952 | 51.193 | | 1:38:49.463 | 108 | 3 | 1:35.544 | 27.331 | 39.676 | 28.537 | 286.5 | 3:14:27.049 |
| 56 | 2 | 2:21.719 | 44.303 | 56.716 | 40.700 | 159.3 | 1:41:11.182 | 109 | 3 | 1:35.563 | 27.320 | 39.422 | 28.821 | 285.7 | 3:16:02.612 |
| 57 | 2 | 1:35.635 | 28.603 | 38.781 | 28.251 | 283.5 | 1:42:46.817 | 110 | 3 | 1:38.170 | 28.730 | 40.341 | 29.099 | 287.2 | 3:17:40.782 |
| 58 | 2 | 1:35.158 | 27.417 | 39.179 | 28.562 | 285.0 | 1:44:21.975 | 111 | 3 | 2:15.612 | 27.686 | 51.177 | 56.749 | 287.2 | 3:19:56.394 |
| 59 | 2 | 1:36.906 | 28.182 | 39.583 | 29.141 | 286.5 | 1:45:58.881 | 112 | 3 | 3:14.481 | 1:11.392 | 1:20.454 | 42.635 | | 3:23:10.875 |
| 60 | 2 | 1:37.089 | 27.559 | 39.815 | 29.715 | 285.7 | 1:47:35.970 | 113 | 3 | 1:37.476 | 28.210 | 39.629 | 29.637 | 282.0 | 3:24:48.351 |
| 61 | 2 | 1:38.058 | 27.891 | 41.259 | 28.908 | 287.2 | 1:49:14.028 | 114 | 3 | 1:37.001 | 27.997 | 40.080 | 28.924 | 285.0 | 3:26:25.352 |
| 62 | 2 | 1:36.446 | 27.706 | 39.512 | 29.228 | 289.5 | 1:50:50.474 | 115 | 3 | 1:35.855 | 27.548 | 39.360 | 28.947 | 285.0 | 3:28:01.207 |
| 63 | 2 | 1:34.257 | 27.609 | 38.620 | 28.028 | 286.5 | 1:52:24.731 | 116 | 3 | 1:35.542 | 27.514 | 39.430 | 28.598 | 287.2 | 3:29:36.749 |
| 64 | 2 | 1:35.721 | 27.389 | 40.092 | 28.240 | 289.5 | 1:54:00.452 | 117 | 3 | 1:35.290 | 27.521 | 39.313 | 28.456 | 288.8 | 3:31:12.039 |
| 65 | 2 | 1:33.798 | 27.129 | 38.730 | 27.939 | 288.0 | 1:55:34.250 | 118 | 3 | 1:36.212 | 27.364 | 39.333 | 29.515 | 288.0 | 3:32:48.251 |
| 66 | 2 | 1:35.922 | 27.371 | 38.710 | 29.841 | 292.7 | 1:57:10.172 | 119 | 3 | 1:35.800 | 27.687 | 39.429 | 28.684 | 286.5 | 3:34:24.051 |
| 67 | 2 | 1:34.446 | 27.371 | 38.867 | 28.208 | 283.5 | 1:58:44.618 | 120 | 3 | 1:35.897 | 27.451 | 39.745 | 28.701 | 285.7 | 3:35:59.948 |
| 68 | 2 | 1:35.450 | 27.974 | 39.039 | 28.437 | 290.3 | 2:00:20.068 | 121 | 3 | 1:35.286 | 27.366 | 39.296 | 28.624 | 287.2 | 3:37:35.234 |
| 69 | 2 | 1:37.128 | 27.404 | 40.170 | 29.554 | 287.2 | 2:01:57.196 | 122 | 3 | 1:40.556 B | 27.385 | 39.342 | 33.829 | 287.2 | 3:39:15.790 |
| 70 | 2 | 1:36.706 | 27.906 | 39.608 | 29.192 | 286.5 | 2:03:33.902 | 123 | 3 | 3:02.282 | 1:28.007 | 39.663 | 54.612 | 188.8 | 3:42:18.072 |
| 71 | 2 | 1:35.921 | 27.638 | 39.664 | 28.619 | 288.0 | 2:05:09.823 | 124 | 3 | 3:29.715 | 1:11.918 | 1:20.887 | 56.910 | | 3:45:47.787 |
| 72 | 2 | 1:35.821 | 27.683 | 39.681 | 28.457 | 289.5 | 2:06:45.644 | 125 | 3 | 3:29.523 | 1:12.322 | 1:21.097 | 56.104 | | 3:49:17.310 |
| 73 | 2 | 1:36.127 | 27.662 | 39.240 | 29.225 | 287.2 | 2:08:21.771 | 126 | 3 | 2:36.651 | 37.765 | 1:12.088 | 46.798 | 168.7 | 3:51:53.961 |
| 74 | 2 | 1:36.216 | 27.469 | 39.067 | 29.680 | 288.0 | 2:09:57.987 | 127 | 3 | 3:18.748 | 52.542 | 1:29.379 | 56.827 | 168.2 | 3:55:12.709 |
| 75 | 2 | 1:35.340 | 27.917 | 39.254 | 28.169 | 285.0 | 2:11:33.327 | 128 | 3 | 2:33.803 | 55.979 | 59.981 | 37.843 | | 3:57:46.512 |
| 76 | 2 | 1:36.543 | 27.978 | 39.572 | 28.993 | 288.8 | 2:13:09.870 | 129 | 3 | 1:35.603 | 28.093 | 39.172 | 28.338 | 281.2 | 3:59:22.115 |





European Le Mans Series
4 Hours of Barcelona
Race

Sector Analysis

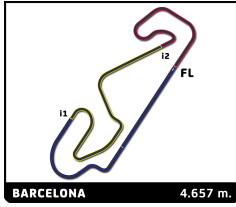
Lap under Red Flag Invalidated Lap Personal Best Session Best B Crossing the pit lane

| Lap | D | Time | Sector 1 | Sector 2 | Sector 3 | T. Spd | Elapsed | Lap | D | Time | Sector 1 | Sector 2 | Sector 3 | T. Spd | Elapsed |
|-----|---|----------|----------|----------|----------|--------|-------------|-----|---|----------|----------|----------|----------|--------|-------------|
| 103 | 2 | 1:34.919 | 27.064 | 39.151 | 28.704 | 285.0 | 3:08:02.633 | 24 | 1 | 1:35.771 | 27.650 | 39.422 | 28.699 | 283.5 | 38:46.258 |
| 104 | 2 | 1:36.065 | 27.127 | 39.374 | 29.564 | 285.7 | 3:09:38.698 | 25 | 1 | 1:35.744 | 27.201 | 39.568 | 28.975 | 286.5 | 40:22.002 |
| 105 | 2 | 1:38.135 | 27.796 | 41.303 | 29.036 | 286.5 | 3:11:16.833 | 26 | 1 | 1:41.731 | 27.172 | 39.745 | 34.814 | 287.2 | 42:03.733 |
| 106 | 2 | 1:37.601 | 28.386 | 40.221 | 28.994 | 287.2 | 3:12:54.434 | 27 | 1 | 1:34.742 | 1:21.227 | 40.708 | 29.807 | 194.9 | 44:35.475 |
| 107 | 2 | 1:37.734 | 28.206 | 40.547 | 28.981 | 285.0 | 3:14:32.168 | 28 | 1 | 1:36.900 | 27.457 | 40.186 | 29.257 | 285.0 | 46:12.375 |
| 108 | 2 | 1:36.115 | 27.503 | 39.730 | 28.882 | 285.0 | 3:16:08.283 | 29 | 1 | 1:38.646 | 27.836 | 40.510 | 30.300 | 285.7 | 47:51.021 |
| 109 | 2 | 1:39.040 | 27.682 | 40.416 | 30.942 | 288.8 | 3:17:47.323 | 30 | 1 | 1:39.843 | 27.911 | 41.651 | 30.281 | 284.2 | 49:30.864 |
| 110 | 2 | 2:26.206 | 28.771 | 1:00.372 | 57.063 | 282.0 | 3:20:13.529 | 31 | 1 | 1:38.661 | 28.030 | 40.653 | 29.978 | 285.0 | 51:09.525 |
| 111 | 2 | 3:11.668 | 1:11.910 | 1:21.131 | 38.627 | | 3:23:25.197 | 32 | 1 | 1:38.181 | 27.900 | 40.540 | 29.741 | 285.0 | 52:47.706 |
| 112 | 2 | 2:49.067 | 1:40.710 | 40.001 | 28.356 | 191.8 | 3:26:14.264 | 33 | 1 | 1:39.394 | 28.073 | 40.880 | 30.441 | 285.7 | 54:27.100 |
| 113 | 2 | 1:34.021 | 27.016 | 38.818 | 28.187 | 282.0 | 3:27:48.285 | 34 | 1 | 1:39.032 | 28.102 | 40.694 | 30.236 | 285.7 | 56:06.132 |
| 114 | 2 | 1:34.386 | 26.717 | 38.952 | 28.717 | 284.2 | 3:29:22.671 | 35 | 1 | 1:39.849 | 28.171 | 41.002 | 30.676 | 284.2 | 57:45.981 |
| 115 | 2 | 1:35.665 | 27.184 | 39.464 | 29.017 | 284.2 | 3:30:58.336 | 36 | 1 | 1:39.539 | 28.154 | 40.687 | 30.698 | 285.0 | 59:25.520 |
| 116 | 2 | 1:35.225 | 27.076 | 39.171 | 28.978 | 283.5 | 3:32:33.561 | 37 | 1 | 1:40.051 | 28.162 | 40.443 | 31.446 | 284.2 | 1:01:05.571 |
| 117 | 2 | 1:34.651 | 27.038 | 39.028 | 28.585 | 283.5 | 3:34:08.212 | 38 | 1 | 1:40.300 | 28.031 | 41.560 | 30.709 | 285.0 | 1:02:45.871 |
| 118 | 2 | 1:34.979 | 27.041 | 39.437 | 28.501 | 283.5 | 3:35:43.191 | 39 | 1 | 1:39.583 | 28.263 | 40.805 | 30.515 | 285.7 | 1:04:25.454 |
| 119 | 2 | 1:36.172 | 27.103 | 40.181 | 28.888 | 286.5 | 3:37:19.363 | 40 | 1 | 1:39.625 | 28.258 | 41.224 | 30.143 | 285.0 | 1:06:05.079 |
| 120 | 2 | 1:41.108 | 29.335 | 40.558 | 31.215 | 276.9 | 3:39:00.471 | 41 | 1 | 1:40.565 | 28.065 | 41.874 | 30.629 | 284.2 | 1:07:45.644 |
| 121 | 2 | 1:37.957 | 27.703 | 40.605 | 29.649 | 281.2 | 3:40:38.428 | 42 | 1 | 1:47.149 | 28.920 | 41.456 | 36.773 | 284.2 | 1:09:32.793 |
| 122 | 2 | 2:25.497 | 27.246 | 1:01.511 | 56.740 | 282.0 | 3:43:03.925 | 43 | 2 | 3:10.848 | 1:59.857 | 41.053 | 29.938 | 190.1 | 1:12:43.641 |
| 123 | 2 | 3:29.831 | 1:11.842 | 1:21.105 | 56.884 | | 3:46:33.756 | 44 | 2 | 1:36.579 | 28.092 | 39.188 | 29.299 | 282.0 | 1:14:20.220 |
| 124 | 2 | 3:09.522 | 1:11.775 | 1:20.941 | 36.806 | | 3:49:43.278 | 45 | 2 | 1:35.778 | 27.604 | 39.262 | 28.912 | 282.7 | 1:15:55.998 |
| 125 | 2 | 2:22.761 | 31.370 | 1:02.787 | 48.604 | 247.7 | 3:52:06.039 | 46 | 2 | 1:34.819 | 27.379 | 38.614 | 28.826 | 284.2 | 1:17:30.817 |
| 126 | 2 | 3:16.865 | 51.124 | 1:27.640 | 58.101 | | 3:55:22.904 | 47 | 2 | 1:36.768 | 28.032 | 38.865 | 29.871 | 285.7 | 1:19:07.585 |
| 127 | 2 | 2:30.313 | 54.197 | 59.380 | 36.736 | | 3:57:53.217 | 48 | 2 | 1:34.732 | 27.254 | 38.711 | 28.767 | 285.0 | 1:20:42.317 |
| 128 | 2 | 1:37.616 | 28.118 | 40.199 | 29.299 | 282.7 | 3:59:30.833 | 49 | 2 | 1:35.607 | 27.631 | 38.978 | 28.998 | 288.0 | 1:22:17.924 |
| 129 | 2 | 1:35.340 | 27.471 | 39.278 | 28.591 | 285.0 | 4:01:06.173 | 50 | 2 | 3:03.853 | 46.005 | 1:20.969 | 56.879 | 285.7 | 1:25:21.777 |
| | | | | | | | | 51 | 2 | 3:31.022 | 1:12.210 | 1:21.264 | 57.548 | | 1:28:52.799 |
| | | | | | | | | 52 | 2 | 3:19.768 | 1:21.020 | 1:06.167 | 52.581 | | 1:32:12.567 |
| | | | | | | | | 53 | 2 | 3:11.957 | 1:02.584 | 1:11.228 | 58.145 | | 1:35:24.524 |
| | | | | | | | | 54 | 2 | 3:16.452 | 1:08.797 | 1:16.959 | 50.696 | | 1:38:40.976 |
| | | | | | | | | 55 | 2 | 2:25.515 | 46.875 | 54.812 | 43.828 | 162.9 | 1:41:06.491 |
| | | | | | | | | 56 | 2 | 1:36.927 | 28.503 | 39.353 | 29.071 | 284.2 | 1:42:43.418 |
| | | | | | | | | 57 | 2 | 1:34.807 | 27.744 | 39.003 | 28.060 | 285.0 | 1:44:18.225 |
| | | | | | | | | 58 | 2 | 1:33.529 | 26.854 | 38.426 | 28.249 | 285.7 | 1:45:51.754 |
| | | | | | | | | 59 | 2 | 1:33.763 | 27.005 | 38.510 | 28.248 | 284.2 | 1:47:25.517 |
| | | | | | | | | 60 | 2 | 1:33.737 | 26.868 | 38.661 | 28.208 | 285.7 | 1:48:59.254 |
| | | | | | | | | 61 | 2 | 1:33.998 | 26.849 | 38.642 | 28.507 | 285.0 | 1:50:33.252 |
| | | | | | | | | 62 | 2 | 1:37.040 | 27.574 | 40.135 | 29.331 | 286.5 | 1:52:10.292 |
| | | | | | | | | 63 | 2 | 1:34.979 | 27.082 | 38.876 | 29.021 | 284.2 | 1:53:45.271 |
| | | | | | | | | 64 | 2 | 1:35.932 | 27.001 | 39.351 | 29.580 | 285.0 | 1:55:21.203 |
| | | | | | | | | 65 | 2 | 1:36.455 | 27.283 | 40.097 | 29.075 | 283.5 | 1:56:57.658 |
| | | | | | | | | 66 | 2 | 1:35.361 | 27.267 | 39.271 | 28.823 | 285.0 | 1:58:33.019 |
| | | | | | | | | 67 | 2 | 1:35.930 | 27.383 | 39.332 | 29.215 | 285.7 | 2:00:08.949 |
| | | | | | | | | 68 | 2 | 1:36.584 | 27.504 | 39.901 | 29.179 | 285.7 | 2:01:45.533 |
| | | | | | | | | 69 | 2 | 1:36.307 | 27.214 | 39.311 | 29.782 | 284.2 | 2:03:21.840 |
| | | | | | | | | 70 | 2 | 1:38.357 | 28.359 | 40.674 | 29.324 | 285.0 | 2:05:00.197 |
| | | | | | | | | 71 | 2 | 1:36.255 | 27.388 | 39.740 | 29.127 | 285.7 | 2:06:36.452 |
| | | | | | | | | 72 | 2 | 1:37.264 | 27.474 | 39.336 | 30.454 | 285.7 | 2:08:13.716 |
| | | | | | | | | 73 | 2 | 1:35.472 | 27.461 | 39.142 | 28.869 | 287.2 | 2:09:49.188 |
| | | | | | | | | 74 | 2 | 1:35.810 | 27.255 | 39.421 | 29.134 | 286.5 | 2:11:24.998 |
| | | | | | | | | 75 | 2 | 1:36.127 | 27.471 | 39.409 | 29.247 | 286.5 | 2:13:01.125 |
| | | | | | | | | 76 | 2 | 1:35.486 | 27.343 | 39.116 | 29.027 | 285.0 | 2:14:36.611 |

28 **IDEC Sport** Oreca 07 - Gibson LMP2
 1. Paul LAFARGUE 3. Paul-Loup CHATIN
 2. Job VAN UITERT

| | | | | | | | |
|----|---|----------|--------|--------|--------|-------|-----------|
| 1 | 1 | 1:45.123 | 33.530 | 41.323 | 30.270 | | 1:45.123 |
| 2 | 1 | 1:36.017 | 27.976 | 39.343 | 28.698 | 284.2 | 3:21.140 |
| 3 | 1 | 1:34.822 | 27.346 | 39.096 | 28.380 | 285.7 | 4:55.962 |
| 4 | 1 | 1:34.493 | 27.324 | 38.653 | 28.516 | 286.5 | 6:30.455 |
| 5 | 1 | 1:33.907 | 27.237 | 38.600 | 28.070 | 288.0 | 8:04.362 |
| 6 | 1 | 1:33.275 | 26.683 | 38.471 | 28.121 | 288.0 | 9:37.637 |
| 7 | 1 | 1:33.822 | 27.029 | 38.647 | 28.146 | 288.0 | 11:11.459 |
| 8 | 1 | 1:35.931 | 27.284 | 39.090 | 29.557 | 289.5 | 12:47.390 |
| 9 | 1 | 1:35.686 | 27.458 | 39.644 | 28.584 | 288.8 | 14:23.076 |
| 10 | 1 | 1:40.286 | 28.999 | 40.649 | 30.638 | 291.1 | 16:03.362 |
| 11 | 1 | 1:35.412 | 27.642 | 39.179 | 28.591 | 283.5 | 17:38.774 |
| 12 | 1 | 1:34.375 | 27.058 | 38.900 | 28.417 | 287.2 | 19:13.149 |
| 13 | 1 | 1:35.487 | 26.946 | 38.882 | 29.659 | 289.5 | 20:48.636 |
| 14 | 1 | 1:37.958 | 28.762 | 40.182 | 29.014 | 288.0 | 22:26.594 |
| 15 | 1 | 1:37.563 | 28.670 | 39.737 | 29.156 | 289.5 | 24:04.157 |
| 16 | 1 | 1:37.112 | 28.141 | 39.677 | 29.294 | 289.5 | 25:41.269 |
| 17 | 1 | 1:34.949 | 27.130 | 39.155 | 28.664 | 287.2 | 27:16.218 |
| 18 | 1 | 1:36.276 | 28.005 | 39.364 | 28.907 | 289.5 | 28:52.494 |
| 19 | 1 | 1:52.543 | 27.469 | 39.964 | 45.110 | 289.5 | 30:45.037 |
| 20 | 1 | 1:36.550 | 27.316 | 39.135 | 30.099 | 287.2 | 32:21.587 |
| 21 | 1 | 1:37.899 | 28.226 | 40.184 | 29.489 | 286.5 | 33:59.486 |
| 22 | 1 | 1:34.654 | 27.034 | 39.058 | 28.562 | 285.7 | 35:34.140 |
| 23 | 1 | 1:36.347 | 27.154 | 39.557 | 29.636 | 287.2 | 37:10.487 |



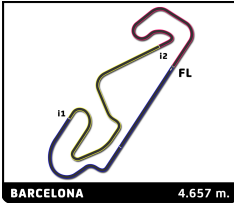


European Le Mans Series
4 Hours of Barcelona
Race

Sector Analysis

| Lap under Red Flag | | | | | | | | Invalidated Lap | | Personal Best | | Session Best | | B Crossing the pit lane | |
|-------------------------------|---|---------------------|----------|-------------------|-------------------|--------|-------------|-----------------|---|---------------|----------|--------------|----------|-------------------------|---------|
| Lap | D | Time | Sector 1 | Sector 2 | Sector 3 | T. Spd | Elapsed | Lap | D | Time | Sector 1 | Sector 2 | Sector 3 | T. Spd | Elapsed |
| 77 | 2 | 4:35.240 | 27.442 | 39.303 | 28.795 | 285.0 | 2:16:11.851 | | | | | | | | |
| 78 | 2 | 1:36.121 | 27.439 | 39.473 | 29.209 | 285.7 | 2:17:47.972 | | | | | | | | |
| 79 | 2 | 1:37.133 | 27.814 | 39.581 | 29.738 | 287.2 | 2:19:25.105 | | | | | | | | |
| 80 | 2 | 1:41.215 B | 27.536 | 39.693 | 33.986 | 285.7 | 2:21:06.320 | | | | | | | | |
| 81 | 3 | 2:57.979 | 1:46.474 | 41.391 | 30.114 | 192.5 | 2:24:04.299 | | | | | | | | |
| 82 | 3 | 1:38.377 | 28.202 | 39.926 | 30.249 | 281.2 | 2:25:42.676 | | | | | | | | |
| 83 | 3 | 1:36.031 | 27.734 | 38.947 | 29.350 | 280.5 | 2:27:18.707 | | | | | | | | |
| 84 | 3 | 1:35.716 | 27.393 | 39.788 | 28.535 | 284.2 | 2:28:54.423 | | | | | | | | |
| 85 | 3 | 1:36.631 | 27.696 | 40.062 | 28.873 | 287.2 | 2:30:31.054 | | | | | | | | |
| 86 | 3 | 1:36.179 | 28.248 | 39.426 | 28.505 | 288.8 | 2:32:07.233 | | | | | | | | |
| 87 | 3 | 1:35.981 | 27.302 | 39.543 | 29.136 | 285.7 | 2:33:43.214 | | | | | | | | |
| 88 | 3 | 1:37.158 | 27.943 | 40.012 | 29.203 | 288.8 | 2:35:20.372 | | | | | | | | |
| 89 | 3 | 1:38.737 | 27.302 | 39.625 | 31.810 | 286.5 | 2:36:59.109 | | | | | | | | |
| 90 | 3 | 2:33.368 | 27.831 | 1:08.736 | 56.801 | 279.8 | 2:39:32.477 | | | | | | | | |
| 91 | 3 | 3:30.935 B | 1:11.776 | 1:21.030 | 58.129 | | 2:43:03.412 | | | | | | | | |
| 92 | 3 | 3:36.970 | 2:16.181 | 48.858 | 31.931 | | 2:46:40.382 | | | | | | | | |
| 93 | 3 | 2:57.142 | 48.926 | 1:14.002 | 54.214 | | 2:49:37.524 | | | | | | | | |
| 94 | 3 | 3:25.773 | 1:05.365 | 1:24.870 | 55.538 | | 2:53:03.297 | | | | | | | | |
| 95 | 3 | 2:20.808 | 44.175 | 55.238 | 41.395 | 161.7 | 2:55:24.105 | | | | | | | | |
| 96 | 3 | 1:35.906 | 28.278 | 39.235 | 28.393 | 286.5 | 2:57:00.011 | | | | | | | | |
| 97 | 3 | 1:34.300 | 26.888 | 38.975 | 28.437 | 286.5 | 2:58:34.311 | | | | | | | | |
| 98 | 3 | 1:34.493 | 27.069 | 38.871 | 28.553 | 287.2 | 3:00:08.804 | | | | | | | | |
| 99 | 3 | 1:33.781 | 26.944 | 38.615 | 28.222 | 286.5 | 3:01:42.585 | | | | | | | | |
| 100 | 3 | 1:33.550 | 26.786 | 38.331 | 28.433 | 287.2 | 3:03:16.135 | | | | | | | | |
| 101 | 3 | 1:34.340 | 26.998 | 38.582 | 28.760 | 287.2 | 3:04:50.475 | | | | | | | | |
| 102 | 3 | 1:34.947 | 27.256 | 39.170 | 28.521 | 288.0 | 3:06:25.422 | | | | | | | | |
| 103 | 3 | 1:35.593 | 27.292 | 39.585 | 28.716 | 287.2 | 3:08:01.015 | | | | | | | | |
| 104 | 3 | 1:36.032 | 27.285 | 39.601 | 29.146 | 286.5 | 3:09:37.047 | | | | | | | | |
| 105 | 3 | 1:39.249 | 29.231 | 40.800 | 29.218 | 288.8 | 3:11:16.296 | | | | | | | | |
| 106 | 3 | 1:37.350 | 27.998 | 40.244 | 29.108 | 287.2 | 3:12:53.646 | | | | | | | | |
| 107 | 3 | 1:35.778 | 27.473 | 39.228 | 29.077 | 285.7 | 3:14:29.424 | | | | | | | | |
| 108 | 3 | 1:35.742 | 27.264 | 39.177 | 29.301 | 285.7 | 3:16:05.166 | | | | | | | | |
| 109 | 3 | 1:38.093 | 28.004 | 41.156 | 28.933 | 287.2 | 3:17:43.259 | | | | | | | | |
| 110 | 3 | 2:14.585 | 27.218 | 50.361 | 57.006 | 287.2 | 3:19:57.844 | | | | | | | | |
| 111 | 3 | 3:14.049 | 1:11.660 | 1:20.938 | 41.451 | | 3:23:11.893 | | | | | | | | |
| 112 | 3 | 1:37.424 | 28.482 | 39.833 | 29.109 | 285.7 | 3:24:49.317 | | | | | | | | |
| 113 | 3 | 1:36.926 | 27.986 | 39.687 | 29.253 | 284.2 | 3:26:26.243 | | | | | | | | |
| 114 | 3 | 1:36.385 | 27.591 | 39.744 | 29.053 | 285.0 | 3:28:02.628 | | | | | | | | |
| 115 | 3 | 1:36.220 | 27.751 | 39.428 | 29.041 | 285.7 | 3:29:38.848 | | | | | | | | |
| 116 | 3 | 1:35.397 | 27.461 | 39.286 | 28.650 | 286.5 | 3:31:14.245 | | | | | | | | |
| 117 | 3 | 1:35.345 | 27.132 | 38.956 | 29.257 | 287.2 | 3:32:49.590 | | | | | | | | |
| 118 | 3 | 1:35.380 | 27.268 | 39.147 | 28.965 | 287.2 | 3:34:24.970 | | | | | | | | |
| 119 | 3 | 1:35.819 | 27.305 | 39.723 | 28.791 | 286.5 | 3:36:00.789 | | | | | | | | |
| 120 | 3 | 1:35.522 | 27.170 | 39.437 | 28.915 | 286.5 | 3:37:36.311 | | | | | | | | |
| 121 | 3 | 1:42.651 B | 28.508 | 39.733 | 34.410 | 287.2 | 3:39:18.962 | | | | | | | | |
| 122 | 3 | 3:09.075 | 1:31.244 | 40.567 | 57.264 | 194.9 | 3:42:28.037 | | | | | | | | |
| 123 | 3 | 3:30.192 | 1:11.897 | 1:21.054 | 57.241 | | 3:45:58.229 | | | | | | | | |
| 124 | 3 | 3:24.929 | 1:12.010 | 1:21.112 | 51.807 | | 3:49:23.158 | | | | | | | | |
| 125 | 3 | 2:32.672 | 38.116 | 1:06.809 | 47.747 | 166.2 | 3:51:55.830 | | | | | | | | |
| 126 | 3 | 3:17.791 | 51.710 | 1:29.349 | 56.732 | 159.3 | 3:55:13.621 | | | | | | | | |
| 127 | 3 | 2:33.132 | 56.377 | 59.467 | 37.288 | | 3:57:46.753 | | | | | | | | |
| 128 | 3 | 1:36.539 | 28.459 | 39.520 | 28.560 | 284.2 | 3:59:23.292 | | | | | | | | |
| 129 | 3 | 1:34.163 | 26.929 | 38.851 | 28.383 | 284.2 | 4:00:57.455 | | | | | | | | |
| 29 | | | | | | | | | | | | | | | |
| TDS Racing | | | | | | | | | | | | | | | |
| 1.Rodrigo SALES | | | | | | | | | | | | | | | |
| 2.Mathias BECHE | | | | | | | | | | | | | | | |
| 3.Clément NOVALAK | | | | | | | | | | | | | | | |
| Oreca 07 - Gibson LMP2 Pro/Am | | | | | | | | | | | | | | | |
| 1 | 1 | 1:45.671 | 33.993 | 41.793 | 29.885 | | 1:45.671 | | | | | | | | |
| 2 | 1 | 1:36.937 | 28.263 | 39.664 | 29.010 | 286.5 | 3:22.608 | | | | | | | | |
| 3 | 1 | 1:35.725 | 27.431 | 39.293 | 29.001 | 284.2 | 4:58.333 | | | | | | | | |
| 4 | 1 | 1:36.172 | 27.503 | 39.172 | 29.497 | 285.7 | 6:34.505 | | | | | | | | |
| 5 | 1 | 1:36.039 | 27.590 | 39.166 | 29.283 | 284.2 | 8:10.544 | | | | | | | | |
| 6 | 1 | 1:38.356 | 27.330 | 41.342 | 29.684 | 285.0 | 9:48.900 | | | | | | | | |
| 7 | 1 | 1:37.027 | 27.819 | 39.844 | 29.364 | 285.7 | 11:25.927 | | | | | | | | |
| 8 | 1 | 1:37.367 | 27.910 | 39.751 | 29.706 | 286.5 | 13:03.294 | | | | | | | | |
| 9 | 1 | 1:36.840 | 27.589 | 39.669 | 29.582 | 285.0 | 14:40.134 | | | | | | | | |
| 10 | 1 | 1:38.461 | 28.347 | 39.651 | 30.463 | 288.0 | 16:18.595 | | | | | | | | |
| 11 | 1 | 1:38.400 | 27.938 | 40.313 | 30.149 | 282.0 | 17:56.995 | | | | | | | | |
| 12 | 1 | 1:39.972 | 28.601 | 40.574 | 30.797 | 285.7 | 19:36.967 | | | | | | | | |
| 13 | 1 | 1:37.735 | 28.150 | 39.694 | 29.894 | 284.2 | 21:14.702 | | | | | | | | |
| 14 | 1 | 1:36.283 | 27.678 | 39.398 | 29.207 | 285.7 | 22:50.985 | | | | | | | | |
| 15 | 1 | 1:35.264 | 27.321 | 39.179 | 28.764 | 285.7 | 24:26.249 | | | | | | | | |
| 16 | 1 | 1:35.781 | 27.366 | 39.152 | 29.263 | 287.2 | 26:02.030 | | | | | | | | |
| 17 | 1 | 1:39.437 | 27.667 | 40.875 | 30.595 | 286.5 | 27:41.167 | | | | | | | | |
| 18 | 1 | 1:37.978 | 27.880 | 40.094 | 30.004 | 285.0 | 29:19.145 | | | | | | | | |
| 19 | 1 | 1:37.276 | 27.691 | 39.896 | 29.689 | 285.7 | 30:56.421 | | | | | | | | |
| 20 | 1 | 1:39.619 | 27.788 | 41.157 | 30.674 | 285.0 | 32:36.040 | | | | | | | | |
| 21 | 1 | 1:36.887 | 27.726 | 39.678 | 29.483 | 285.0 | 34:12.927 | | | | | | | | |
| 22 | 1 | 1:38.786 | 27.946 | 40.546 | 30.294 | 286.5 | 35:51.713 | | | | | | | | |
| 23 | 1 | 1:37.774 | 28.255 | 40.158 | 29.361 | 283.5 | 37:29.487 | | | | | | | | |
| 24 | 1 | 1:36.294 | 27.366 | 39.595 | 29.333 | 285.7 | 39:05.781 | | | | | | | | |
| 25 | 1 | 1:37.515 | 27.572 | 40.277 | 29.666 | 285.7 | 40:43.296 | | | | | | | | |
| 26 | 1 | 1:43.585 B | 27.877 | 40.039 | 35.669 | 287.2 | 42:26.881 | | | | | | | | |
| 27 | 1 | 2:34.941 | 1:24.327 | 40.396 | 30.218 | 194.9 | 45:01.822 | | | | | | | | |
| 28 | 1 | 1:41.434 | 29.062 | 41.268 | 31.104 | 285.0 | 46:43.256 | | | | | | | | |
| 29 | 1 | 1:38.671 | 28.206 | 40.638 | 29.827 | 282.7 | 48:21.927 | | | | | | | | |
| 30 | 1 | 1:38.258 | 27.924 | 40.483 | 29.851 | 284.2 | 50:00.185 | | | | | | | | |
| 31 | 1 | 1:38.397 | 28.049 | 40.682 | 29.666 | 285.0 | 51:38.582 | | | | | | | | |
| 32 | 1 | 1:39.003 | 27.979 | 40.794 | 30.230 | 285.0 | 53:17.585 | | | | | | | | |
| 33 | 1 | 1:38.405 | 27.784 | 40.621 | 30.000 | 283.5 | 54:55.990 | | | | | | | | |
| 34 | 1 | 1:38.459 | 28.200 | 40.541 | 29.718 | 282.7 | 56:34.449 | | | | | | | | |
| 35 | 1 | 1:37.027 | 27.546 | 39.733 | 29.748 | 284.2 | 58:11.476 | | | | | | | | |
| 36 | 1 | 1:38.213 | 27.775 | 40.514 | 29.924 | 284.2 | 59:49.689 | | | | | | | | |
| 37 | 1 | 1:38.797 | 28.410 | 40.564 | 29.823 | 286.5 | 1:01:28.486 | | | | | | | | |
| 38 | 1 | 1:37.673 | 27.759 | 40.070 | 29.844 | 284.2 | 1:03:06.159 | | | | | | | | |
| 39 | 1 | 1:46.138 B | 27.954 | 41.213 | 36.971 | 285.0 | 1:04:52.297 | | | | | | | | |
| 40 | 3 | 2:53.508 | 1:44.868 | 39.984 | 28.659 | 185.9 | 1:07:45.805 | | | | | | | | |
| 41 | 3 | 1:33.789 | 27.011 | 38.487 | 28.291 | 286.5 | 1:09:19.594 | | | | | | | | |
| 42 | 3 | 1:33.449 | 27.266 | 38.145 | 28.034 | 285.7 | 1:10:53.043 | | | | | | | | |
| 43 | 3 | 1:35.838 | 27.975 | 39.197 | 28.666 | 286.5 | 1:12:28.881 | | | | | | | | |
| 44 | 3 | 1:35.004 | 26.880 | 39.906 | 28.218 | 287.2 | 1:14:03.885 | | | | | | | | |
| 45 | 3 | 1:36.322 | 27.010 | 38.488 | 30.824 | 288.0 | 1:15:40.207 | | | | | | | | |
| 46 | 3 | 1:39.123 | 29.267 | 39.997 | 29.859 | 284.2 | 1:17:19.330 | | | | | | | | |
| 47 | 3 | 1:35.119 | 27.654 | 39.051 | 28.414 | 289.5 | 1:18:54.449 | | | | | | | | |
| 48 | 3 | 1:34.862 | 27.558 | 38.892 | 28.412 | 288.0 | 1:20:29.311 | | | | | | | | |
| 49 | 3 | 1:35.541 | 27.113 | 39.418 | 29.010 | 288.8 | 1:22:04.852 | | | | | | | | |
| 50 | 3 | 2:52.105 B | 33.335 | 1:21.218 | 57.552 | 287.2 | 1:24:56.957 | | | | | | | | |





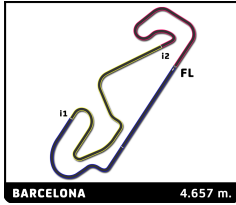
European Le Mans Series
4 Hours of Barcelona
Race

Sector Analysis

Lap under Red Flag Invalidated Lap Personal Best Session Best Crossing the pit lane

| Lap | D | Time | Sector 1 | Sector 2 | Sector 3 | T. Spd | Elapsed | Lap | D | Time | Sector 1 | Sector 2 | Sector 3 | T. Spd | Elapsed | | | | | | |
|-----|---|----------|----------|----------|----------|--------|-------------|---|---|----------|----------|----------|----------|--------|-------------|---|----------|--------|--------|--------|----------|
| 51 | 3 | 4:00.074 | 1:41.311 | 1:21.434 | 57.329 | | 1:28:57.031 | 104 | 2 | 1:34.420 | 26.968 | 39.045 | 28.407 | 285.0 | 3:08:18.360 | | | | | | |
| 52 | 3 | 3:10.429 | 1:11.874 | 1:05.787 | 52.768 | | 1:32:07.460 | 105 | 2 | 1:34.394 | 27.001 | 38.855 | 28.538 | 285.7 | 3:09:52.754 | | | | | | |
| 53 | 3 | 3:14.240 | 1:02.754 | 1:12.099 | 59.387 | | 1:35:21.700 | 106 | 2 | 1:34.925 | 27.050 | 38.915 | 28.960 | 286.5 | 3:11:27.679 | | | | | | |
| 54 | 3 | 3:17.898 | 1:09.988 | 1:16.943 | 50.967 | | 1:38:39.598 | 107 | 2 | 1:37.287 | 27.857 | 40.138 | 29.292 | 288.0 | 3:13:04.966 | | | | | | |
| 55 | 3 | 2:26.215 | 47.250 | 54.816 | 44.149 | 169.5 | 1:41:05.813 | 108 | 2 | 1:39.110 | 29.224 | 40.701 | 29.185 | 288.0 | 3:14:44.076 | | | | | | |
| 56 | 3 | 1:35.357 | 27.968 | 39.047 | 28.342 | 279.1 | 1:42:41.170 | 109 | 2 | 1:35.681 | 27.497 | 39.151 | 29.033 | 284.2 | 3:16:19.757 | | | | | | |
| 57 | 3 | 1:34.344 | 27.099 | 38.821 | 28.424 | 285.0 | 1:44:15.514 | 110 | 2 | 1:36.073 | 27.592 | 39.375 | 29.106 | 287.2 | 3:17:55.830 | | | | | | |
| 58 | 3 | 1:33.946 | 26.964 | 38.758 | 28.224 | 285.7 | 1:45:49.460 | 111 | 2 | 2:26.211 | 27.413 | 1:01.985 | 56.813 | 285.7 | 3:20:22.041 | | | | | | |
| 59 | 3 | 1:33.958 | 27.024 | 38.716 | 28.218 | 285.7 | 1:47:23.418 | 112 | 2 | 3:04.461 | 1:11.944 | 1:21.133 | 31.384 | | 3:23:26.502 | | | | | | |
| 60 | 3 | 1:33.545 | 26.852 | 38.559 | 28.134 | 286.5 | 1:48:56.963 | 113 | 2 | 1:36.276 | 27.835 | 39.309 | 29.132 | 282.7 | 3:25:02.778 | | | | | | |
| 61 | 3 | 1:34.858 | 26.741 | 38.597 | 29.520 | 286.5 | 1:50:31.821 | 114 | 2 | 1:37.110 | 27.889 | 39.990 | 29.231 | 285.7 | 3:26:39.888 | | | | | | |
| 62 | 3 | 1:36.540 | 28.026 | 39.630 | 28.884 | 285.0 | 1:52:08.361 | 115 | 2 | 1:36.544 | 27.414 | 39.768 | 29.362 | 286.5 | 3:28:16.432 | | | | | | |
| 63 | 3 | 1:34.537 | 26.923 | 39.215 | 28.399 | 286.5 | 1:53:42.898 | 116 | 2 | 1:36.106 | 27.303 | 39.716 | 29.087 | 285.0 | 3:29:52.538 | | | | | | |
| 64 | 3 | 1:35.681 | 27.418 | 39.541 | 28.722 | 287.2 | 1:55:18.579 | 117 | 2 | 1:35.423 | 27.276 | 39.147 | 29.000 | 286.5 | 3:31:27.961 | | | | | | |
| 65 | 3 | 1:34.935 | 27.139 | 39.053 | 28.743 | 288.0 | 1:56:53.514 | 118 | 2 | 1:36.433 | 27.491 | 39.848 | 29.094 | 288.0 | 3:33:04.394 | | | | | | |
| 66 | 3 | 1:35.714 | 27.305 | 39.221 | 29.188 | 285.7 | 1:58:29.228 | 119 | 2 | 1:36.205 | 27.551 | 39.435 | 29.249 | 286.5 | 3:34:40.599 | | | | | | |
| 67 | 3 | 1:36.916 | 28.201 | 39.494 | 29.221 | 286.5 | 2:00:06.144 | 120 | 2 | 1:42.254 | 27.615 | 40.357 | 34.282 | 286.5 | 3:36:22.853 | | | | | | |
| 68 | 3 | 1:36.322 | 28.342 | 39.401 | 28.579 | 287.2 | 2:01:42.466 | 121 | 2 | 2:46.194 | 1:35.050 | 40.965 | 30.476 | 188.8 | 3:39:09.044 | | | | | | |
| 69 | 3 | 1:35.836 | 27.191 | 39.558 | 29.087 | 285.7 | 2:03:18.302 | 122 | 2 | 1:37.039 | 27.900 | 39.660 | 29.479 | 282.0 | 3:40:46.083 | | | | | | |
| 70 | 3 | 1:35.295 | 27.358 | 39.112 | 28.825 | 286.5 | 2:04:53.597 | 123 | 2 | 2:37.323 | 29.465 | 1:10.723 | 57.135 | 283.5 | 3:43:23.406 | | | | | | |
| 71 | 3 | 1:35.560 | 27.147 | 39.260 | 29.153 | 288.8 | 2:06:29.157 | 124 | 2 | 3:30.528 | 1:12.124 | 1:21.270 | 57.134 | | 3:46:53.934 | | | | | | |
| 72 | 3 | 1:35.140 | 27.448 | 39.072 | 28.620 | 286.5 | 2:08:04.297 | 125 | 2 | 3:00.488 | 1:12.357 | 1:16.104 | 32.027 | | 3:49:54.422 | | | | | | |
| 73 | 3 | 1:35.443 | 27.160 | 39.501 | 28.782 | 285.7 | 2:09:39.740 | 126 | 2 | 2:16.695 | 32.544 | 55.051 | 49.100 | 203.8 | 3:52:11.117 | | | | | | |
| 74 | 3 | 1:36.584 | 27.822 | 40.067 | 28.695 | 289.5 | 2:11:16.324 | 127 | 2 | 3:16.687 | 50.051 | 1:28.225 | 58.411 | 137.2 | 3:55:27.804 | | | | | | |
| 75 | 3 | 1:36.183 | 27.133 | 39.356 | 29.694 | 286.5 | 2:12:52.507 | 128 | 2 | 2:29.154 | 53.363 | 59.242 | 36.549 | | 3:57:56.958 | | | | | | |
| 76 | 3 | 1:35.093 | 27.305 | 39.111 | 28.677 | 282.7 | 2:14:27.600 | 129 | 2 | 1:36.369 | 27.521 | 39.563 | 29.285 | 282.7 | 3:59:33.327 | | | | | | |
| 77 | 3 | 1:35.981 | 27.161 | 39.204 | 29.616 | 286.5 | 2:16:03.581 | 130 | 2 | 1:34.904 | 27.136 | 39.503 | 28.265 | 284.2 | 4:01:08.231 | | | | | | |
| 78 | 3 | 1:36.672 | 27.527 | 39.554 | 29.591 | 288.0 | 2:17:40.253 | <div style="border: 1px solid black; padding: 5px;"> 30 Duqueine Team Oreca 07 - Gibson 1.Francesco SIMONAZZI 3.Reshad DE GÉRUS 2.Roy NISSANY LMP2 </div> | | | | | | | 1 | 1 | 1:37.664 | 30.380 | 39.161 | 28.123 | 1:37.664 |
| 79 | 3 | 1:35.805 | 27.154 | 39.362 | 29.289 | 285.0 | 2:19:16.058 | | | | | | | | 2 | 1 | 1:34.162 | 27.148 | 38.614 | 28.400 | 283.5 |
| 80 | 3 | 1:41.672 | 27.745 | 40.023 | 33.904 | 288.8 | 2:20:57.730 | 3 | 1 | 1:32.978 | 26.989 | 38.225 | 27.764 | 284.2 | 4:44.804 | | | | | | |
| 81 | 2 | 3:02.233 | 1:52.733 | 40.502 | 28.998 | 190.1 | 2:23:59.963 | 4 | 1 | 1:32.844 | 26.868 | 38.189 | 27.787 | 285.7 | 6:17.648 | | | | | | |
| 82 | 2 | 1:37.091 | 27.997 | 40.167 | 28.927 | 285.0 | 2:25:37.054 | 5 | 1 | 1:33.069 | 26.716 | 38.269 | 28.084 | 285.7 | 7:50.717 | | | | | | |
| 83 | 2 | 1:35.662 | 27.619 | 39.375 | 28.668 | 282.7 | 2:27:12.716 | 6 | 1 | 1:32.683 | 26.726 | 38.232 | 27.725 | 285.7 | 9:23.400 | | | | | | |
| 84 | 2 | 1:36.052 | 27.026 | 39.373 | 29.653 | 285.7 | 2:28:48.768 | 7 | 1 | 1:34.935 | 26.984 | 38.366 | 29.585 | 287.2 | 10:58.335 | | | | | | |
| 85 | 2 | 1:36.509 | 27.337 | 40.221 | 28.951 | 283.5 | 2:30:25.277 | 8 | 1 | 1:35.993 | 26.937 | 39.185 | 29.871 | 285.7 | 12:34.328 | | | | | | |
| 86 | 2 | 1:35.865 | 27.163 | 39.177 | 29.525 | 282.7 | 2:32:01.142 | 9 | 1 | 1:36.243 | 27.833 | 39.666 | 28.744 | 284.2 | 14:10.571 | | | | | | |
| 87 | 2 | 1:35.362 | 27.574 | 39.124 | 28.664 | 287.2 | 2:33:36.504 | 10 | 1 | 1:34.573 | 27.598 | 38.768 | 28.207 | 288.0 | 15:45.144 | | | | | | |
| 88 | 2 | 1:34.536 | 27.208 | 38.816 | 28.512 | 285.7 | 2:35:11.040 | 11 | 1 | 1:35.483 | 27.052 | 38.661 | 29.770 | 288.0 | 17:20.627 | | | | | | |
| 89 | 2 | 1:34.017 | 26.936 | 38.719 | 28.362 | 284.2 | 2:36:45.057 | 12 | 1 | 1:35.477 | 28.123 | 38.760 | 28.594 | 285.7 | 18:56.104 | | | | | | |
| 90 | 2 | 2:16.164 | 27.561 | 51.160 | 57.443 | 285.0 | 2:39:01.221 | 13 | 1 | 1:37.210 | 27.941 | 39.681 | 29.588 | 288.8 | 20:33.314 | | | | | | |
| 91 | 2 | 4:03.280 | 1:45.227 | 1:21.060 | 56.993 | | 2:43:04.501 | 14 | 1 | 1:35.105 | 27.693 | 39.130 | 28.282 | 280.5 | 22:08.419 | | | | | | |
| 92 | 2 | 3:07.384 | 1:12.323 | 1:08.774 | 46.287 | | 2:46:11.885 | 15 | 1 | 1:34.341 | 27.180 | 38.654 | 28.507 | 288.8 | 23:42.760 | | | | | | |
| 93 | 2 | 3:13.853 | 1:02.549 | 1:12.853 | 58.451 | 123.3 | 2:49:25.738 | 16 | 1 | 1:35.856 | 27.204 | 40.312 | 28.340 | 288.8 | 25:18.616 | | | | | | |
| 94 | 2 | 1:52.681 | 35.934 | 43.953 | 32.794 | 187.5 | 2:51:18.419 | 17 | 1 | 1:37.024 | 27.242 | 39.055 | 30.727 | 287.2 | 26:55.640 | | | | | | |
| 95 | 2 | 2:09.199 | 32.029 | 42.612 | 54.558 | 246.6 | 2:53:27.618 | 18 | 1 | 1:37.202 | 27.465 | 40.872 | 28.865 | 285.0 | 28:32.842 | | | | | | |
| 96 | 2 | 2:10.035 | 41.700 | 50.113 | 38.222 | 220.4 | 2:55:37.653 | 19 | 1 | 1:34.896 | 27.403 | 39.168 | 28.325 | 287.2 | 30:07.738 | | | | | | |
| 97 | 2 | 1:38.966 | 28.628 | 40.562 | 29.776 | 288.0 | 2:57:16.619 | 20 | 1 | 1:35.735 | 27.095 | 40.045 | 28.595 | 289.5 | 31:43.473 | | | | | | |
| 98 | 2 | 1:37.564 | 28.025 | 40.327 | 29.212 | 287.2 | 2:58:54.183 | 21 | 1 | 1:34.715 | 27.018 | 39.146 | 28.551 | 288.8 | 33:18.188 | | | | | | |
| 99 | 2 | 1:34.655 | 27.399 | 38.744 | 28.512 | 285.7 | 3:00:28.838 | 22 | 1 | 1:34.833 | 27.168 | 39.180 | 28.485 | 288.8 | 34:53.021 | | | | | | |
| 100 | 2 | 1:34.011 | 26.927 | 38.762 | 28.322 | 283.5 | 3:02:02.849 | 23 | 1 | 1:35.816 | 27.987 | 39.279 | 28.550 | 288.8 | 36:28.837 | | | | | | |
| 101 | 2 | 1:33.640 | 26.822 | 38.641 | 28.177 | 284.2 | 3:03:36.489 | | | | | | | | | | | | | | |
| 102 | 2 | 1:33.426 | 26.758 | 38.517 | 28.151 | 285.7 | 3:05:09.915 | | | | | | | | | | | | | | |
| 103 | 2 | 1:34.025 | 26.806 | 38.727 | 28.492 | 286.5 | 3:06:43.940 | | | | | | | | | | | | | | |





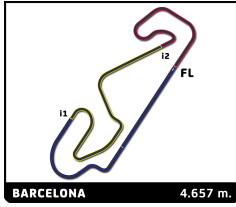
European Le Mans Series
4 Hours of Barcelona
Race

Sector Analysis

Lap under Red Flag Invalidated Lap Personal Best Session Best B Crossing the pit lane

| Lap | D | Time | Sector 1 | Sector 2 | Sector 3 | T. Spd | Elapsed | Lap | D | Time | Sector 1 | Sector 2 | Sector 3 | T. Spd | Elapsed |
|-----|---|------------|----------|----------|----------|--------|-------------|---|---|------------|----------|----------|----------|--------|-------------|
| 15 | 1 | 1:43.154 | 30.186 | 42.116 | 30.849 | 255.9 | 25:57.928 | 68 | 2 | 1:48.405 | 31.603 | 43.562 | 33.240 | 253.5 | 2:13:04.759 |
| 16 | 1 | 1:43.245 | 30.120 | 42.189 | 30.936 | 256.5 | 27:41.173 | 69 | 2 | 1:54.293 B | 30.857 | 44.736 | 38.700 | 253.5 | 2:14:59.052 |
| 17 | 1 | 1:43.020 | 30.063 | 41.885 | 31.072 | 258.4 | 29:24.193 | 70 | 3 | 15:13.164 | ... | 44.351 | 31.824 | 173.4 | 2:30:12.216 |
| 18 | 1 | 1:43.331 | 30.178 | 42.143 | 31.010 | 256.5 | 31:07.524 | 71 | 3 | 1:43.734 | 30.478 | 41.961 | 31.295 | 248.3 | 2:31:55.950 |
| 19 | 1 | 1:58.956 | 30.220 | 43.215 | 45.524 | 257.1 | 33:06.480 | 72 | 3 | 1:44.136 | 30.016 | 42.199 | 31.921 | 254.1 | 2:33:40.086 |
| 20 | 1 | 1:45.138 | 30.744 | 43.036 | 31.358 | 257.8 | 34:51.618 | 73 | 3 | 1:44.518 | 30.360 | 42.569 | 31.589 | 254.1 | 2:35:24.604 |
| 21 | 1 | 1:44.783 | 30.688 | 42.778 | 31.317 | 255.3 | 36:36.401 | 74 | 3 | 1:43.867 | 29.881 | 42.544 | 31.442 | 255.9 | 2:37:08.471 |
| 22 | 1 | 1:44.535 | 30.576 | 42.643 | 31.316 | 256.5 | 38:20.936 | 75 | 3 | 2:43.941 | 30.109 | 1:17.140 | 56.692 | 252.3 | 2:39:52.412 |
| 23 | 1 | 1:45.698 | 31.038 | 43.113 | 31.547 | 255.3 | 40:06.634 | 76 | 3 | 3:31.307 | 1:12.245 | 1:21.929 | 57.133 | | 2:43:23.719 |
| 24 | 1 | 1:46.121 | 30.901 | 43.348 | 31.872 | 256.5 | 41:52.755 | 77 | 3 | 2:55.343 | 1:11.252 | 1:04.619 | 39.472 | | 2:46:19.062 |
| 25 | 1 | 1:45.538 | 30.930 | 42.865 | 31.743 | 254.7 | 43:38.293 | 78 | 3 | 3:10.544 | 1:00.756 | 1:12.978 | 56.810 | | 2:49:29.606 |
| 26 | 1 | 1:45.198 | 30.632 | 42.636 | 31.930 | 255.9 | 45:23.491 | 79 | 3 | 1:55.744 | 39.346 | 44.160 | 32.238 | 198.9 | 2:51:25.350 |
| 27 | 1 | 1:51.496 B | 30.896 | 42.585 | 38.015 | 255.3 | 47:14.987 | 80 | 3 | 2:10.978 | 32.949 | 43.636 | 54.393 | 203.4 | 2:53:36.328 |
| 28 | 1 | 2:19.681 | 1:03.657 | 44.223 | 31.801 | 177.6 | 49:34.668 | 81 | 3 | 2:05.424 | 38.271 | 50.180 | 36.973 | 192.5 | 2:55:41.752 |
| 29 | 1 | 1:45.590 | 30.731 | 43.066 | 31.793 | 255.9 | 51:20.258 | 82 | 3 | 1:44.858 | 30.773 | 42.691 | 31.394 | 256.5 | 2:57:26.610 |
| 30 | 1 | 1:45.679 | 30.843 | 43.116 | 31.720 | 254.1 | 53:05.937 | 83 | 3 | 1:44.092 | 29.848 | 42.239 | 32.005 | 259.6 | 2:59:10.702 |
| 31 | 1 | 1:45.244 | 30.691 | 42.968 | 31.585 | 252.9 | 54:51.181 | 84 | 3 | 1:44.906 | 30.740 | 42.963 | 31.203 | 261.5 | 3:00:55.608 |
| 32 | 1 | 1:46.630 | 30.842 | 43.708 | 32.080 | 254.7 | 56:37.811 | 85 | 3 | 1:42.572 | 29.644 | 42.020 | 30.908 | 257.8 | 3:02:38.180 |
| 33 | 1 | 1:46.610 | 30.993 | 43.518 | 32.099 | 254.1 | 58:24.421 | 86 | 3 | 1:42.765 | 29.934 | 41.910 | 30.921 | 257.1 | 3:04:20.945 |
| 34 | 1 | 1:52.836 B | 31.044 | 43.525 | 38.267 | 252.3 | 1:00:17.257 | 87 | 3 | 1:42.932 | 29.948 | 41.935 | 31.049 | 259.6 | 3:06:03.877 |
| 35 | 1 | 2:05.568 | 50.132 | 43.538 | 31.898 | 178.2 | 1:02:22.825 | 88 | 3 | 1:44.604 | 30.342 | 42.554 | 31.708 | 256.5 | 3:07:48.481 |
| 36 | 1 | 1:49.465 | 31.142 | 44.666 | 33.657 | 255.3 | 1:04:12.290 | 89 | 3 | 1:45.387 | 30.679 | 42.726 | 31.982 | 254.1 | 3:09:33.868 |
| 37 | 1 | 1:53.396 B | 31.005 | 43.711 | 38.680 | 255.3 | 1:06:05.686 | 90 | 3 | 1:48.084 | 31.539 | 43.797 | 32.745 | 258.4 | 3:11:21.949 |
| 38 | 2 | 6:38.079 | 5:20.256 | 45.718 | 32.105 | 173.1 | 1:12:43.765 | 91 | 3 | 1:45.373 | 31.344 | 42.249 | 31.813 | 250.6 | 3:13:07.322 |
| 39 | 2 | 1:44.834 | 31.114 | 42.585 | 31.135 | 254.7 | 1:14:28.599 | 92 | 3 | 1:43.331 | 29.935 | 42.196 | 31.200 | 258.4 | 3:14:50.653 |
| 40 | 2 | 1:43.368 | 30.208 | 42.322 | 30.838 | 254.1 | 1:16:11.967 | 93 | 3 | 1:43.298 | 29.856 | 42.558 | 30.884 | 257.8 | 3:16:33.951 |
| 41 | 2 | 1:43.701 | 29.984 | 42.580 | 31.137 | 254.1 | 1:17:55.668 | 94 | 3 | 1:43.506 | 30.207 | 42.288 | 31.011 | 258.4 | 3:18:17.457 |
| 42 | 2 | 1:44.245 | 30.416 | 42.323 | 31.506 | 254.7 | 1:19:39.913 | 95 | 3 | 2:54.147 | 36.595 | 1:20.720 | 56.832 | 258.4 | 3:21:11.604 |
| 43 | 2 | 1:45.078 | 30.235 | 42.890 | 31.953 | 257.8 | 1:21:24.991 | 96 | 3 | 2:41.255 | 1:12.162 | 58.187 | 30.906 | | 3:23:52.859 |
| 44 | 2 | 2:24.874 | 30.839 | 57.239 | 56.796 | 253.5 | 1:23:49.865 | 97 | 3 | 1:42.307 | 29.912 | 41.787 | 30.608 | 248.8 | 3:25:35.166 |
| 45 | 2 | 3:29.125 B | 1:11.047 | 1:20.315 | 57.763 | | 1:27:18.990 | 98 | 3 | 1:41.965 | 29.803 | 41.606 | 30.556 | 254.7 | 3:27:17.131 |
| 46 | 2 | 4:49.579 | 2:50.809 | 1:06.342 | 52.428 | | 1:32:08.569 | 99 | 3 | 1:47.356 B | 29.593 | 41.746 | 36.017 | 257.1 | 3:29:04.487 |
| 47 | 2 | 3:12.509 | 1:02.720 | 1:11.746 | 58.043 | 121.2 | 1:35:21.078 | 100 | 3 | 2:24.979 | 1:11.407 | 42.258 | 31.314 | 178.8 | 3:31:29.466 |
| 48 | 2 | 1:55.012 | 34.732 | 45.544 | 34.736 | 235.3 | 1:37:16.090 | 101 | 3 | 1:43.047 | 30.182 | 41.997 | 30.868 | 256.5 | 3:33:12.513 |
| 49 | 2 | 1:57.103 | 32.840 | 45.734 | 38.529 | 230.3 | 1:39:13.193 | 102 | 3 | 1:42.544 | 29.797 | 41.771 | 30.976 | 257.1 | 3:34:55.057 |
| 50 | 2 | 2:11.465 | 44.794 | 48.200 | 38.471 | | 1:41:24.658 | 103 | 3 | 1:42.330 | 29.740 | 41.820 | 30.770 | 256.5 | 3:36:37.387 |
| 51 | 2 | 1:45.674 | 30.984 | 43.560 | 31.130 | 254.7 | 1:43:10.332 | 104 | 3 | 1:42.674 | 29.820 | 41.901 | 30.953 | 256.5 | 3:38:20.061 |
| 52 | 2 | 1:42.881 | 29.981 | 41.849 | 31.051 | 254.7 | 1:44:53.213 | 105 | 3 | 1:43.630 | 30.107 | 42.056 | 31.467 | 256.5 | 3:40:03.691 |
| 53 | 2 | 1:43.717 | 30.064 | 42.249 | 31.404 | 256.5 | 1:46:36.930 | 106 | 3 | 2:05.375 | 30.648 | 43.448 | 51.279 | 256.5 | 3:42:09.066 |
| 54 | 2 | 1:44.614 | 30.269 | 42.721 | 31.624 | 258.4 | 1:48:21.544 | 107 | 3 | 3:28.208 | 1:11.140 | 1:20.175 | 56.893 | | 3:45:37.274 |
| 55 | 2 | 1:44.693 | 30.602 | 42.641 | 31.450 | 260.2 | 1:50:06.237 | 108 | 3 | 3:30.287 | 1:12.009 | 1:21.065 | 57.213 | | 3:49:07.561 |
| 56 | 2 | 1:44.928 | 30.665 | 42.772 | 31.491 | 257.8 | 1:51:51.165 | 109 | 3 | 2:44.876 | 44.926 | 1:12.646 | 47.304 | 163.6 | 3:51:52.437 |
| 57 | 2 | 1:45.093 | 30.532 | 42.818 | 31.743 | 253.5 | 1:53:36.258 | 110 | 3 | 3:18.561 | 51.970 | 1:29.754 | 56.837 | 160.2 | 3:55:10.998 |
| 58 | 2 | 1:45.009 | 30.476 | 42.679 | 31.854 | 257.8 | 1:55:21.267 | 111 | 3 | 2:34.956 | 55.869 | 1:00.288 | 38.799 | | 3:57:45.954 |
| 59 | 2 | 1:48.133 | 30.956 | 43.522 | 33.655 | 255.3 | 1:57:09.400 | 112 | 3 | 1:47.579 | 32.669 | 43.454 | 31.456 | 244.3 | 3:59:33.533 |
| 60 | 2 | 1:46.839 | 31.635 | 42.810 | 32.394 | 252.3 | 1:58:56.239 | 113 | 3 | 1:43.662 | 30.120 | 42.121 | 31.421 | 252.9 | 4:01:17.195 |
| 61 | 2 | 1:47.991 | 32.232 | 42.980 | 32.779 | 251.2 | 2:00:44.230 | 34 Inter Europol Competition Oreca 07 - Gibson | | | | | | | |
| 62 | 2 | 1:45.443 | 30.657 | 42.835 | 31.951 | 252.9 | 2:02:29.673 | 1.Pedro PERINO 3.Luca GHIOTTO LMP2 | | | | | | | |
| 63 | 2 | 1:44.365 | 30.558 | 42.480 | 31.327 | 252.3 | 2:04:14.038 | 2.Jean-Baptiste SIMMENAUI | | | | | | | |
| 64 | 2 | 1:44.104 | 30.240 | 42.368 | 31.496 | 253.5 | 2:05:58.142 | 1 | 1 | 1:43.729 | 32.510 | 41.649 | 29.570 | | 1:43.729 |
| 65 | 2 | 1:45.954 | 31.200 | 43.253 | 31.501 | 253.5 | 2:07:44.096 | 2 | 1 | 1:35.142 | 27.557 | 38.874 | 28.711 | 285.7 | 3:18.871 |
| 66 | 2 | 1:45.396 | 30.602 | 42.837 | 31.957 | 255.3 | 2:09:29.492 | 3 | 1 | 1:34.794 | 27.309 | 38.769 | 28.716 | 286.5 | 4:53.665 |
| 67 | 2 | 1:46.862 | 30.546 | 42.853 | 33.463 | 255.3 | 2:11:16.354 | 4 | 1 | 1:34.533 | 27.305 | 38.822 | 28.406 | 287.2 | 6:28.198 |





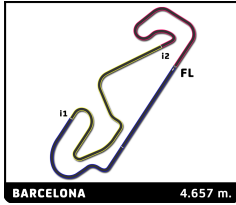
European Le Mans Series
4 Hours of Barcelona
Race

Sector Analysis

Lap under Red Flag Invalidated Lap Personal Best Session Best B Crossing the pit lane

| Lap | D | Time | Sector 1 | Sector 2 | Sector 3 | T. Spd | Elapsed | Lap | D | Time | Sector 1 | Sector 2 | Sector 3 | T. Spd | Elapsed |
|-----|---|------------|----------|----------|----------|--------|-------------|-----|---|------------|----------|----------|----------|--------|-------------|
| 5 | 1 | 1:34.491 | 26.790 | 38.646 | 29.055 | 287.2 | 8:02.689 | 58 | 2 | 1:35.686 | 27.482 | 39.485 | 28.719 | 286.5 | 1:44:20.587 |
| 6 | 1 | 1:34.255 | 27.006 | 38.695 | 28.554 | 287.2 | 9:36.944 | 59 | 2 | 1:34.492 | 27.254 | 38.835 | 28.403 | 286.5 | 1:45:55.079 |
| 7 | 1 | 1:34.160 | 27.143 | 38.541 | 28.476 | 287.2 | 11:11.104 | 60 | 2 | 1:33.890 | 26.980 | 38.617 | 28.293 | 285.0 | 1:47:28.969 |
| 8 | 1 | 1:35.499 | 27.141 | 38.395 | 29.963 | 284.2 | 12:46.603 | 61 | 2 | 1:34.419 | 26.925 | 39.076 | 28.418 | 285.7 | 1:49:03.388 |
| 9 | 1 | 1:36.278 | 27.418 | 39.511 | 29.349 | 281.2 | 14:22.881 | 62 | 2 | 1:33.934 | 26.945 | 38.679 | 28.310 | 285.7 | 1:50:37.322 |
| 10 | 1 | 1:40.746 | 28.409 | 40.850 | 31.487 | 290.3 | 16:03.627 | 63 | 2 | 1:37.032 | 27.057 | 40.390 | 29.585 | 287.2 | 1:52:14.354 |
| 11 | 1 | 1:37.438 | 28.529 | 38.988 | 29.921 | 280.5 | 17:41.065 | 64 | 2 | 1:34.846 | 27.382 | 38.958 | 28.506 | 288.0 | 1:53:49.200 |
| 12 | 1 | 1:33.891 | 27.084 | 38.488 | 28.319 | 286.5 | 19:14.956 | 65 | 2 | 1:35.872 | 27.426 | 38.904 | 29.542 | 288.0 | 1:55:25.072 |
| 13 | 1 | 1:34.282 | 26.992 | 38.473 | 28.817 | 282.7 | 20:49.238 | 66 | 2 | 1:36.092 | 27.484 | 39.526 | 29.082 | 288.0 | 1:57:01.164 |
| 14 | 1 | 1:38.021 | 28.166 | 41.387 | 28.468 | 288.8 | 22:27.259 | 67 | 2 | 1:54.036 | 27.190 | 39.150 | 47.696 | 285.0 | 1:58:55.200 |
| 15 | 1 | 1:37.303 | 28.169 | 40.023 | 29.111 | 288.0 | 24:04.562 | 68 | 2 | 1:41.225 | 31.364 | 39.908 | 29.953 | 259.0 | 2:00:36.425 |
| 16 | 1 | 1:38.951 | 29.616 | 40.125 | 29.210 | 289.5 | 25:43.513 | 69 | 2 | 1:36.427 | 27.369 | 39.595 | 29.463 | 283.5 | 2:02:12.852 |
| 17 | 1 | 1:35.900 | 27.981 | 39.197 | 28.722 | 285.0 | 27:19.413 | 70 | 2 | 1:42.733 | 28.754 | 42.186 | 31.793 | 281.2 | 2:03:55.585 |
| 18 | 1 | 1:36.698 | 27.437 | 40.030 | 29.231 | 290.3 | 28:56.111 | 71 | 2 | 1:44.111 | 29.482 | 42.915 | 31.714 | 279.1 | 2:05:39.696 |
| 19 | 1 | 1:36.439 | 27.435 | 38.779 | 30.225 | 285.7 | 30:32.550 | 72 | 2 | 1:59.209 B | 32.263 | 45.897 | 41.049 | 276.9 | 2:07:38.905 |
| 20 | 1 | 1:38.987 | 28.963 | 40.114 | 29.910 | 285.0 | 32:11.537 | 73 | 2 | 2:49.788 | 1:37.057 | 41.976 | 30.755 | 186.5 | 2:10:28.693 |
| 21 | 1 | 1:34.717 | 27.185 | 38.962 | 28.570 | 287.2 | 33:46.254 | 74 | 2 | 1:40.596 | 28.647 | 41.224 | 30.725 | 279.1 | 2:12:09.289 |
| 22 | 1 | 1:36.185 | 27.903 | 38.898 | 29.384 | 284.2 | 35:22.439 | 75 | 2 | 1:41.382 | 29.285 | 41.339 | 30.758 | 281.2 | 2:13:50.671 |
| 23 | 1 | 1:34.756 | 27.318 | 38.837 | 28.601 | 280.5 | 36:57.195 | 76 | 2 | 1:40.004 | 28.727 | 41.013 | 30.264 | 280.5 | 2:15:30.675 |
| 24 | 1 | 1:34.788 | 27.300 | 38.950 | 28.538 | 285.0 | 38:31.983 | 77 | 2 | 1:41.431 | 28.779 | 41.926 | 30.726 | 285.0 | 2:17:12.106 |
| 25 | 1 | 1:35.141 | 27.192 | 39.223 | 28.726 | 283.5 | 40:07.124 | 78 | 2 | 1:42.715 | 29.153 | 41.650 | 31.912 | 282.7 | 2:18:54.821 |
| 26 | 1 | 1:46.198 B | 27.624 | 39.425 | 39.149 | 288.8 | 41:53.322 | 79 | 2 | 1:42.442 | 29.084 | 42.439 | 30.919 | 282.0 | 2:20:37.263 |
| 27 | 1 | 2:42.510 | 1:32.376 | 39.940 | 30.194 | 194.6 | 44:35.832 | 80 | 2 | 1:44.588 | 29.656 | 42.626 | 32.306 | 283.5 | 2:22:21.851 |
| 28 | 1 | 1:37.245 | 27.824 | 39.970 | 29.451 | 285.7 | 46:13.077 | 81 | 2 | 1:50.927 B | 29.639 | 42.531 | 38.757 | 279.8 | 2:24:12.778 |
| 29 | 1 | 1:38.241 | 27.624 | 40.169 | 30.448 | 285.7 | 47:51.318 | 82 | 2 | 3:47.660 | 2:37.967 | 40.544 | 29.149 | 184.9 | 2:28:00.438 |
| 30 | 1 | 1:38.530 | 28.281 | 40.994 | 29.255 | 285.7 | 49:29.848 | 83 | 2 | 1:35.593 | 27.337 | 39.392 | 28.864 | 282.0 | 2:29:36.031 |
| 31 | 1 | 1:36.877 | 27.500 | 40.269 | 29.108 | 285.0 | 51:06.725 | 84 | 2 | 1:36.939 | 27.359 | 39.786 | 29.794 | 283.5 | 2:31:12.970 |
| 32 | 1 | 1:36.733 | 27.944 | 39.436 | 29.353 | 281.2 | 52:43.458 | 85 | 2 | 1:38.819 | 28.224 | 39.926 | 30.669 | 284.2 | 2:32:51.789 |
| 33 | 1 | 1:39.170 | 27.825 | 41.433 | 29.912 | 285.7 | 54:22.628 | 86 | 2 | 1:40.492 | 27.863 | 41.949 | 30.680 | 282.0 | 2:34:32.281 |
| 34 | 1 | 1:40.485 | 28.734 | 41.562 | 30.189 | 286.5 | 56:03.113 | 87 | 2 | 1:37.044 | 27.901 | 39.912 | 29.231 | 282.7 | 2:36:09.325 |
| 35 | 1 | 1:36.895 | 27.527 | 40.327 | 29.041 | 284.2 | 57:40.008 | 88 | 2 | 1:39.484 | 27.550 | 39.530 | 32.404 | 283.5 | 2:37:48.809 |
| 36 | 1 | 1:37.669 | 28.200 | 39.537 | 29.932 | 283.5 | 59:17.677 | 89 | 2 | 3:30.600 B | 1:11.762 | 1:21.032 | 57.806 | | 2:41:19.409 |
| 37 | 1 | 1:37.853 | 27.468 | 40.092 | 30.293 | 284.2 | 1:00:55.530 | 90 | 3 | 4:20.806 | 2:01.458 | 1:21.847 | 57.501 | | 2:45:40.215 |
| 38 | 1 | 1:37.660 | 27.934 | 40.193 | 29.533 | 285.7 | 1:02:33.190 | 91 | 3 | 1:53.872 | 37.884 | 44.711 | 31.277 | 201.5 | 2:47:34.087 |
| 39 | 1 | 1:39.066 | 27.716 | 40.453 | 30.897 | 285.0 | 1:04:12.256 | 92 | 3 | 2:21.376 | 30.367 | 53.212 | 57.797 | 248.8 | 2:49:55.463 |
| 40 | 1 | 1:37.877 | 28.005 | 40.203 | 29.669 | 281.2 | 1:05:50.133 | 93 | 3 | 3:23.703 | 1:05.560 | 1:20.333 | 57.810 | | 2:53:19.166 |
| 41 | 1 | 1:36.503 | 27.546 | 39.758 | 29.199 | 282.0 | 1:07:26.636 | 94 | 3 | 2:13.696 | 43.437 | 51.875 | 38.384 | 125.4 | 2:55:32.862 |
| 42 | 1 | 1:37.786 | 27.869 | 40.178 | 29.739 | 285.7 | 1:09:04.422 | 95 | 3 | 1:37.454 | 28.272 | 40.215 | 28.967 | 257.8 | 2:57:10.316 |
| 43 | 1 | 1:38.920 | 28.055 | 40.294 | 30.571 | 288.0 | 1:10:43.342 | 96 | 3 | 1:32.557 | 27.069 | 37.931 | 27.557 | 284.2 | 2:58:42.873 |
| 44 | 1 | 1:39.078 | 27.948 | 39.917 | 31.213 | 286.5 | 1:12:22.420 | 97 | 3 | 1:32.082 | 26.688 | 37.885 | 27.509 | 286.5 | 3:00:14.955 |
| 45 | 1 | 1:37.355 | 27.917 | 39.863 | 29.575 | 285.0 | 1:13:59.775 | 98 | 3 | 1:32.521 | 26.529 | 38.010 | 27.982 | 285.7 | 3:01:47.476 |
| 46 | 1 | 1:40.074 | 27.634 | 40.395 | 32.045 | 288.8 | 1:15:39.849 | 99 | 3 | 1:34.051 | 26.887 | 38.696 | 28.468 | 288.0 | 3:03:21.527 |
| 47 | 1 | 1:39.309 | 28.481 | 40.288 | 30.540 | 285.7 | 1:17:19.158 | 100 | 3 | 1:34.411 | 27.178 | 38.747 | 28.486 | 288.8 | 3:04:55.938 |
| 48 | 1 | 1:40.453 | 28.716 | 42.067 | 29.670 | 288.8 | 1:18:59.611 | 101 | 3 | 1:35.208 | 27.203 | 39.135 | 28.870 | 288.8 | 3:06:31.146 |
| 49 | 1 | 1:37.923 | 27.727 | 40.063 | 30.133 | 285.7 | 1:20:37.534 | 102 | 3 | 1:35.027 | 27.435 | 38.964 | 28.628 | 286.5 | 3:08:06.173 |
| 50 | 1 | 1:38.105 | 27.631 | 40.892 | 29.582 | 289.5 | 1:22:15.639 | 103 | 3 | 1:35.765 | 27.640 | 39.220 | 28.905 | 289.5 | 3:09:41.938 |
| 51 | 1 | 3:05.523 B | 46.634 | 1:21.143 | 57.746 | 288.8 | 1:25:21.162 | 104 | 3 | 1:38.396 | 27.964 | 40.465 | 29.967 | 291.9 | 3:11:20.334 |
| 52 | 2 | 4:36.973 | 2:21.916 | 1:21.342 | 53.715 | | 1:29:58.135 | 105 | 3 | 1:35.494 | 27.322 | 39.809 | 28.363 | 287.2 | 3:12:55.828 |
| 53 | 2 | 2:22.393 | 39.339 | 51.950 | 51.104 | 154.3 | 1:32:20.528 | 106 | 3 | 1:34.985 | 27.221 | 39.068 | 28.696 | 288.0 | 3:14:30.813 |
| 54 | 2 | 3:06.996 | 1:00.264 | 1:10.940 | 55.792 | | 1:35:27.524 | 107 | 3 | 1:35.736 | 27.235 | 38.884 | 29.617 | 291.1 | 3:16:06.549 |
| 55 | 2 | 3:17.503 | 1:09.216 | 1:17.230 | 51.057 | | 1:38:45.027 | 108 | 3 | 1:37.568 | 27.426 | 41.236 | 28.906 | 286.5 | 3:17:44.117 |
| 56 | 2 | 2:22.385 | 45.326 | 55.255 | 41.804 | 124.4 | 1:41:07.412 | 109 | 3 | 2:14.166 | 27.428 | 49.804 | 56.934 | 286.5 | 3:19:58.283 |
| 57 | 2 | 1:37.489 | 28.469 | 39.650 | 29.370 | 285.0 | 1:42:44.901 | 110 | 3 | 3:13.238 | 1:11.674 | 1:20.770 | 40.794 | | 3:23:11.521 |





European Le Mans Series
4 Hours of Barcelona
Race

Sector Analysis

Lap under Red Flag Invalidated Lap Personal Best Session Best B Crossing the pit lane

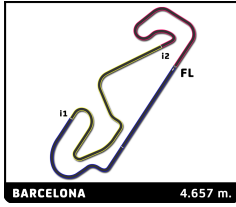
| Lap | D | Time | Sector 1 | Sector 2 | Sector 3 | T. Spd | Elapsed | Lap | D | Time | Sector 1 | Sector 2 | Sector 3 | T. Spd | Elapsed |
|-----|---|------------|----------|----------|----------|--------|-------------|-----|---|------------|----------|----------|----------|--------|-------------|
| 111 | 3 | 1:37.185 | 27.888 | 39.672 | 29.625 | 285.7 | 3:24:48.706 | 33 | 1 | 1:43.735 | 30.229 | 42.688 | 30.818 | 255.3 | 56:50.921 |
| 112 | 3 | 1:36.137 | 27.843 | 39.327 | 28.967 | 285.7 | 3:26:24.843 | 34 | 1 | 1:43.347 | 29.662 | 42.779 | 30.906 | 257.8 | 58:34.268 |
| 113 | 3 | 1:35.995 | 27.107 | 39.392 | 29.496 | 288.0 | 3:28:00.838 | 35 | 1 | 1:43.024 | 29.917 | 42.591 | 30.516 | 258.4 | 1:00:17.292 |
| 114 | 3 | 1:35.035 | 27.155 | 39.007 | 28.873 | 288.0 | 3:29:35.873 | 36 | 1 | 1:44.523 | 29.946 | 42.676 | 31.901 | 258.4 | 1:02:01.815 |
| 115 | 3 | 1:34.962 | 27.304 | 39.090 | 28.568 | 289.5 | 3:31:10.835 | 37 | 1 | 1:49.887 B | 30.511 | 42.443 | 36.963 | 259.0 | 1:03:51.702 |
| 116 | 3 | 1:36.539 | 27.303 | 39.524 | 29.712 | 289.5 | 3:32:47.374 | 38 | 1 | 2:38.580 | 1:23.928 | 42.964 | 31.688 | 177.3 | 1:06:30.282 |
| 117 | 3 | 1:35.311 | 27.383 | 39.131 | 28.797 | 288.0 | 3:34:22.685 | 39 | 1 | 1:43.790 | 30.455 | 42.379 | 30.956 | 252.3 | 1:08:14.072 |
| 118 | 3 | 1:35.169 | 27.517 | 39.016 | 28.636 | 291.9 | 3:35:57.854 | 40 | 1 | 1:43.448 | 30.014 | 42.550 | 30.884 | 254.7 | 1:09:57.520 |
| 119 | 3 | 1:34.871 | 26.852 | 38.843 | 29.176 | 287.2 | 3:37:32.725 | 41 | 1 | 1:45.192 | 30.467 | 43.174 | 31.551 | 258.4 | 1:11:42.712 |
| 120 | 3 | 1:40.738 B | 27.039 | 39.407 | 34.292 | 285.7 | 3:39:13.463 | 42 | 1 | 1:44.585 | 30.286 | 42.770 | 31.529 | 255.3 | 1:13:27.297 |
| 121 | 3 | 2:42.141 | 1:17.201 | 39.379 | 45.561 | 188.8 | 3:41:55.604 | 43 | 1 | 1:43.795 | 30.230 | 42.233 | 31.322 | 255.3 | 1:15:11.092 |
| 122 | 3 | 3:29.720 | 1:12.013 | 1:20.871 | 56.836 | | 3:45:25.324 | 44 | 1 | 1:43.737 | 30.059 | 42.229 | 31.449 | 259.0 | 1:16:54.829 |
| 123 | 3 | 3:29.661 | 1:11.928 | 1:20.969 | 56.764 | | 3:48:54.985 | 45 | 1 | 1:45.034 | 30.592 | 43.172 | 31.270 | 259.0 | 1:18:39.863 |
| 124 | 3 | 2:53.389 | 47.816 | 1:18.660 | 46.913 | | 3:51:48.374 | 46 | 1 | 1:43.712 | 29.910 | 42.724 | 31.078 | 256.5 | 1:20:23.575 |
| 125 | 3 | 3:18.991 | 51.478 | 1:29.295 | 58.218 | 157.4 | 3:55:07.365 | 47 | 1 | 1:46.373 | 30.024 | 42.945 | 33.404 | 256.5 | 1:22:09.948 |
| 126 | 3 | 2:35.285 | 55.328 | 1:01.237 | 38.720 | | 3:57:42.650 | 48 | 1 | 3:03.348 B | 45.256 | 1:20.844 | 57.248 | 252.9 | 1:25:13.296 |
| 127 | 3 | 4:38.439 | 29.932 | 39.648 | 28.859 | 228.8 | 3:59:21.089 | 49 | 1 | 4:53.845 | 2:39.794 | 1:20.275 | 53.776 | | 1:30:07.141 |
| 128 | 3 | 1:35.219 | 27.428 | 39.079 | 28.712 | 285.0 | 4:00:56.308 | 50 | 1 | 2:15.827 | 37.463 | 46.459 | 51.905 | 221.8 | 1:32:22.968 |
| | | | | | | | | 51 | 1 | 3:04.966 | 1:00.573 | 1:09.687 | 54.706 | | 1:35:27.934 |
| | | | | | | | | 52 | 1 | 3:17.660 | 1:09.440 | 1:17.167 | 51.053 | | 1:38:45.594 |
| | | | | | | | | 53 | 1 | 2:23.623 | 45.281 | 55.302 | 43.040 | 122.9 | 1:41:09.217 |
| | | | | | | | | 54 | 1 | 1:47.007 | 31.322 | 43.859 | 31.826 | 252.9 | 1:42:56.224 |
| | | | | | | | | 55 | 1 | 1:42.691 | 30.275 | 41.684 | 30.732 | 252.9 | 1:44:38.915 |
| | | | | | | | | 56 | 1 | 1:42.116 | 29.775 | 41.883 | 30.458 | 255.9 | 1:46:21.031 |
| | | | | | | | | 57 | 1 | 1:41.541 | 29.606 | 41.480 | 30.455 | 255.3 | 1:48:02.572 |
| | | | | | | | | 58 | 1 | 1:48.011 B | 29.743 | 41.787 | 36.481 | 255.9 | 1:49:50.583 |
| | | | | | | | | 59 | 2 | 2:42.500 | 1:28.062 | 42.681 | 31.757 | 177.0 | 1:52:33.083 |
| | | | | | | | | 60 | 2 | 1:41.361 | 29.574 | 41.430 | 30.357 | 255.3 | 1:54:14.444 |
| | | | | | | | | 61 | 2 | 1:44.083 | 29.469 | 41.668 | 32.946 | 257.8 | 1:55:58.527 |
| | | | | | | | | 62 | 2 | 1:43.247 | 29.745 | 42.093 | 31.409 | 254.7 | 1:57:41.774 |
| | | | | | | | | 63 | 2 | 1:42.458 | 29.973 | 41.486 | 30.999 | 254.1 | 1:59:24.232 |
| | | | | | | | | 64 | 2 | 1:42.761 | 30.985 | 41.538 | 30.238 | 257.1 | 2:01:06.993 |
| | | | | | | | | 65 | 2 | 1:40.948 | 29.426 | 41.341 | 30.181 | 255.9 | 2:02:47.941 |
| | | | | | | | | 66 | 2 | 1:42.758 | 29.595 | 41.614 | 31.549 | 254.7 | 2:04:30.699 |
| | | | | | | | | 67 | 2 | 1:41.550 | 29.888 | 41.404 | 30.258 | 256.5 | 2:06:12.249 |
| | | | | | | | | 68 | 2 | 1:40.984 | 29.479 | 41.180 | 30.325 | 255.3 | 2:07:53.233 |
| | | | | | | | | 69 | 2 | 1:43.238 | 30.455 | 41.717 | 31.066 | 256.5 | 2:09:36.471 |
| | | | | | | | | 70 | 2 | 1:43.359 | 29.840 | 42.363 | 31.156 | 257.1 | 2:11:19.830 |
| | | | | | | | | 71 | 2 | 1:43.560 | 29.912 | 42.112 | 31.536 | 254.7 | 2:13:03.390 |
| | | | | | | | | 72 | 2 | 1:42.641 | 30.285 | 41.482 | 30.874 | 254.1 | 2:14:46.031 |
| | | | | | | | | 73 | 2 | 1:42.258 | 29.642 | 42.067 | 30.549 | 257.1 | 2:16:28.289 |
| | | | | | | | | 74 | 2 | 1:42.445 | 29.644 | 41.951 | 30.850 | 255.9 | 2:18:10.734 |
| | | | | | | | | 75 | 2 | 1:43.166 | 29.671 | 42.671 | 30.824 | 256.5 | 2:19:53.900 |
| | | | | | | | | 76 | 2 | 1:41.726 | 29.563 | 41.619 | 30.544 | 255.3 | 2:21:35.626 |
| | | | | | | | | 77 | 2 | 1:42.077 | 29.505 | 41.816 | 30.756 | 256.5 | 2:23:17.703 |
| | | | | | | | | 78 | 2 | 1:42.226 | 29.993 | 41.750 | 30.483 | 259.0 | 2:24:59.929 |
| | | | | | | | | 79 | 2 | 1:41.818 | 29.597 | 41.626 | 30.595 | 255.3 | 2:26:41.747 |
| | | | | | | | | 80 | 2 | 1:42.573 | 30.136 | 41.706 | 30.731 | 259.0 | 2:28:24.320 |
| | | | | | | | | 81 | 2 | 1:43.118 | 30.383 | 41.905 | 30.830 | 257.1 | 2:30:07.438 |
| | | | | | | | | 82 | 2 | 1:42.624 | 29.928 | 41.993 | 30.703 | 258.4 | 2:31:50.062 |
| | | | | | | | | 83 | 2 | 1:42.831 | 29.621 | 41.992 | 31.218 | 257.8 | 2:33:32.893 |
| | | | | | | | | 84 | 2 | 1:42.244 | 29.733 | 41.830 | 30.681 | 257.1 | 2:35:15.137 |
| | | | | | | | | 85 | 2 | 1:44.461 | 29.586 | 41.942 | 32.933 | 259.0 | 2:36:59.598 |

35 **Ultimate**
 1. Louis ROSSI 3. Matthieu LAHAYE
 2. Jean-Baptiste LAHAYE

Ligier JS P325 - Toyota LMP3

| | | | | | | | |
|----|---|----------|--------|--------|--------|-------|-----------|
| 1 | 1 | 1:52.752 | 37.948 | 43.511 | 31.293 | | 1:52.752 |
| 2 | 1 | 1:43.312 | 30.325 | 42.394 | 30.593 | 255.3 | 3:36.064 |
| 3 | 1 | 1:42.347 | 30.035 | 41.743 | 30.569 | 255.9 | 5:18.411 |
| 4 | 1 | 1:42.138 | 29.898 | 41.933 | 30.307 | 256.5 | 7:00.549 |
| 5 | 1 | 1:42.125 | 29.701 | 41.842 | 30.582 | 257.8 | 8:42.674 |
| 6 | 1 | 1:41.766 | 29.764 | 41.642 | 30.360 | 257.1 | 10:24.440 |
| 7 | 1 | 1:42.288 | 29.823 | 41.773 | 30.692 | 257.8 | 12:06.728 |
| 8 | 1 | 1:41.702 | 29.593 | 41.800 | 30.309 | 256.5 | 13:48.430 |
| 9 | 1 | 4:41.995 | 29.694 | 41.663 | 30.548 | 257.8 | 15:30.335 |
| 10 | 1 | 1:41.718 | 29.625 | 41.625 | 30.468 | 257.1 | 17:12.053 |
| 11 | 1 | 1:42.292 | 29.637 | 41.964 | 30.691 | 257.1 | 18:54.345 |
| 12 | 1 | 1:43.100 | 30.094 | 42.391 | 30.615 | 259.0 | 20:37.445 |
| 13 | 1 | 1:42.719 | 29.818 | 42.129 | 30.772 | 256.5 | 22:20.164 |
| 14 | 1 | 1:44.024 | 29.834 | 42.505 | 31.685 | 259.0 | 24:04.188 |
| 15 | 1 | 1:45.333 | 30.745 | 42.942 | 31.646 | 259.6 | 25:49.521 |
| 16 | 1 | 1:42.810 | 30.082 | 41.981 | 30.747 | 257.1 | 27:32.331 |
| 17 | 1 | 1:41.865 | 29.665 | 41.618 | 30.582 | 257.8 | 29:14.196 |
| 18 | 1 | 1:41.875 | 29.625 | 41.630 | 30.620 | 260.2 | 30:56.071 |
| 19 | 1 | 1:43.267 | 29.717 | 41.974 | 31.576 | 257.8 | 32:39.338 |
| 20 | 1 | 4:45.392 | 30.811 | 43.029 | 31.552 | 262.8 | 34:24.730 |
| 21 | 1 | 1:42.749 | 29.863 | 42.022 | 30.864 | 257.8 | 36:07.479 |
| 22 | 1 | 1:42.376 | 30.070 | 41.742 | 30.564 | 258.4 | 37:49.855 |
| 23 | 1 | 1:44.479 | 29.800 | 42.052 | 32.627 | 261.5 | 39:34.334 |
| 24 | 1 | 1:44.890 | 30.528 | 42.019 | 32.343 | 255.9 | 41:19.224 |
| 25 | 1 | 1:46.218 | 31.203 | 43.494 | 31.521 | 259.0 | 43:05.442 |
| 26 | 1 | 1:43.042 | 30.147 | 41.930 | 30.965 | 255.3 | 44:48.484 |
| 27 | 1 | 1:42.325 | 30.007 | 41.708 | 30.610 | 254.7 | 46:30.809 |
| 28 | 1 | 1:42.201 | 29.542 | 41.937 | 30.722 | 257.8 | 48:13.010 |
| 29 | 1 | 1:45.133 | 29.859 | 44.001 | 31.273 | 256.5 | 49:58.143 |
| 30 | 1 | 1:42.810 | 29.805 | 42.224 | 30.781 | 255.9 | 51:40.953 |
| 31 | 1 | 1:42.619 | 29.945 | 41.899 | 30.775 | 257.1 | 53:23.572 |
| 32 | 1 | 1:43.614 | 29.756 | 42.097 | 31.761 | 259.6 | 55:07.186 |





European Le Mans Series
4 Hours of Barcelona
Race

Sector Analysis

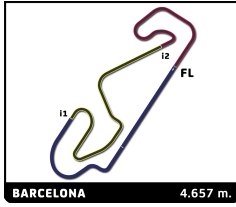
Lap under Red Flag Invalidated Lap Personal Best Session Best Crossing the pit lane

| Lap | D | Time | Sector 1 | Sector 2 | Sector 3 | T. Spd | Elapsed | Lap | D | Time | Sector 1 | Sector 2 | Sector 3 | T. Spd | Elapsed | | |
|-----|---|----------|----------|----------|----------|--------|---------|-------------|----|------|----------|----------|----------|----------|-------------|-------------|-------------|
| 86 | 2 | 2:39.546 | B | 30.485 | 1:11.381 | 57.680 | 258.4 | 2:39:39.144 | 12 | 1 | 1:35.677 | 27.704 | 39.144 | 28.829 | 283.5 | 19:18.623 | |
| 87 | 3 | 4:55.194 | | 2:39.384 | 1:19.918 | 55.892 | | 2:44:34.338 | 13 | 1 | 1:34.649 | 27.321 | 38.876 | 28.452 | 288.0 | 20:53.272 | |
| 88 | 3 | 2:14.692 | | 56.948 | 45.217 | 32.527 | | 2:46:49.030 | 14 | 1 | 1:38.414 | 27.418 | 40.137 | 30.859 | 288.8 | 22:31.686 | |
| 89 | 3 | 2:56.450 | | 46.149 | 1:13.871 | 56.430 | 161.9 | 2:49:45.480 | 15 | 1 | 1:36.920 | 27.840 | 39.343 | 29.737 | 282.7 | 24:08.606 | |
| 90 | 3 | 3:24.504 | | 1:04.644 | 1:23.747 | 56.113 | | 2:53:09.984 | 16 | 1 | 1:38.823 | 27.683 | 40.724 | 30.416 | 287.2 | 25:47.429 | |
| 91 | 3 | 2:18.376 | | 44.405 | 53.713 | 40.258 | 142.9 | 2:55:28.360 | 17 | 1 | 1:35.964 | 27.649 | 39.594 | 28.721 | 284.2 | 27:23.393 | |
| 92 | 3 | 1:42.116 | | 30.004 | 41.577 | 30.535 | 255.3 | 2:57:10.476 | 18 | 1 | 1:36.413 | 27.204 | 39.109 | 30.100 | 288.0 | 28:59.806 | |
| 93 | 3 | 1:42.057 | | 29.639 | 41.953 | 30.465 | 256.5 | 2:58:52.533 | 19 | 1 | 1:35.981 | 27.911 | 39.071 | 28.999 | 288.0 | 30:35.787 | |
| 94 | 3 | 1:45.099 | | 30.258 | 42.822 | 32.019 | 257.1 | 3:00:37.632 | 20 | 1 | 1:38.826 | 28.165 | 40.461 | 30.200 | 289.5 | 32:14.613 | |
| 95 | 3 | 1:44.968 | | 30.696 | 42.838 | 31.434 | 250.0 | 3:02:22.600 | 21 | 1 | 1:36.218 | 28.014 | 39.206 | 28.998 | 283.5 | 33:50.831 | |
| 96 | 3 | 1:43.299 | | 30.414 | 42.158 | 30.727 | 251.2 | 3:04:05.899 | 22 | 1 | 1:35.402 | 27.334 | 39.215 | 28.853 | 288.8 | 35:26.233 | |
| 97 | 3 | 1:42.576 | | 29.897 | 42.147 | 30.532 | 253.5 | 3:05:48.475 | 23 | 1 | 1:36.512 | 27.971 | 39.636 | 28.905 | 290.3 | 37:02.745 | |
| 98 | 3 | 1:42.083 | | 29.814 | 41.768 | 30.501 | 252.9 | 3:07:30.558 | 24 | 1 | 1:34.766 | 27.169 | 38.937 | 28.660 | 288.0 | 38:37.511 | |
| 99 | 3 | 1:42.357 | | 29.937 | 41.807 | 30.613 | 251.7 | 3:09:12.915 | 25 | 1 | 1:34.968 | 27.308 | 39.018 | 28.642 | 288.0 | 40:12.479 | |
| 100 | 3 | 1:42.599 | | 29.784 | 42.073 | 30.742 | 251.7 | 3:10:55.514 | 26 | 1 | 1:36.386 | 27.313 | 39.800 | 29.273 | 288.8 | 41:48.865 | |
| 101 | 3 | 1:43.709 | | 29.832 | 41.995 | 31.882 | 252.9 | 3:12:39.223 | 27 | 1 | 1:42.073 | B | 27.903 | 40.101 | 34.069 | 288.0 | 43:30.938 |
| 102 | 3 | 1:43.051 | | 30.112 | 42.018 | 30.921 | 250.6 | 3:14:22.274 | 28 | 1 | 2:26.262 | 1:17.184 | 39.768 | 29.310 | 193.2 | 45:57.200 | |
| 103 | 3 | 1:44.198 | | 30.363 | 42.462 | 31.373 | 251.7 | 3:16:06.472 | 29 | 1 | 1:36.790 | 28.261 | 39.489 | 29.040 | 286.5 | 47:33.990 | |
| 104 | 3 | 1:44.503 | | 30.679 | 42.481 | 31.343 | 254.7 | 3:17:50.975 | 30 | 1 | 1:37.051 | 28.479 | 39.457 | 29.115 | 286.5 | 49:11.041 | |
| 105 | 3 | 2:31.369 | | 30.438 | 1:04.447 | 56.484 | 251.7 | 3:20:22.344 | 31 | 1 | 1:36.860 | 27.647 | 39.422 | 29.791 | 286.5 | 50:47.901 | |
| 106 | 3 | 3:05.862 | | 1:12.113 | 1:20.888 | 32.861 | | 3:23:28.206 | 32 | 1 | 1:36.675 | 27.742 | 40.026 | 28.907 | 287.2 | 52:24.576 | |
| 107 | 3 | 1:43.613 | | 30.597 | 42.211 | 30.805 | 251.7 | 3:25:11.819 | 33 | 1 | 1:36.518 | 27.357 | 39.959 | 29.202 | 287.2 | 54:01.094 | |
| 108 | 3 | 1:44.202 | | 30.601 | 42.613 | 30.988 | 254.1 | 3:26:56.021 | 34 | 1 | 1:37.618 | 27.885 | 39.633 | 30.100 | 288.0 | 55:38.712 | |
| 109 | 3 | 1:44.251 | | 30.463 | 42.449 | 31.339 | 254.1 | 3:28:40.272 | 35 | 1 | 1:36.028 | 27.698 | 39.359 | 28.971 | 285.7 | 57:14.740 | |
| 110 | 3 | 1:45.188 | | 30.280 | 43.623 | 31.285 | 254.7 | 3:30:25.460 | 36 | 1 | 1:36.223 | 27.296 | 39.338 | 29.589 | 287.2 | 58:50.963 | |
| 111 | 3 | 1:45.038 | | 30.656 | 42.709 | 31.673 | 252.9 | 3:32:10.498 | 37 | 1 | 1:39.259 | 27.648 | 40.037 | 31.574 | 284.2 | 1:00:30.222 | |
| 112 | 3 | 1:44.343 | | 30.597 | 42.456 | 31.260 | 252.9 | 3:33:54.811 | 38 | 1 | 1:36.814 | 27.876 | 39.338 | 29.600 | 284.2 | 1:02:07.036 | |
| 113 | 3 | 1:44.839 | | 30.398 | 42.917 | 31.524 | 254.7 | 3:35:39.650 | 39 | 1 | 1:37.845 | 27.480 | 40.092 | 30.273 | 287.2 | 1:03:44.881 | |
| 114 | 3 | 1:45.620 | | 30.414 | 43.480 | 31.726 | 253.5 | 3:37:25.270 | 40 | 1 | 1:37.721 | 27.788 | 40.210 | 29.723 | 285.7 | 1:05:22.602 | |
| 115 | 3 | 1:45.882 | | 30.766 | 43.156 | 31.960 | 252.9 | 3:39:11.152 | 41 | 1 | 1:36.201 | 27.626 | 39.672 | 28.903 | 285.7 | 1:06:58.803 | |
| 116 | 3 | 1:45.583 | | 30.588 | 43.291 | 31.704 | 252.9 | 3:40:56.735 | 42 | 1 | 1:35.444 | 27.404 | 39.192 | 28.848 | 285.7 | 1:08:34.247 | |
| 117 | 3 | 2:44.135 | | 30.914 | 1:17.625 | 55.596 | 253.5 | 3:43:40.870 | 43 | 1 | 1:38.342 | 27.715 | 40.039 | 30.588 | 286.5 | 1:10:12.589 | |
| 118 | 3 | 3:27.888 | | 1:11.387 | 1:20.274 | 56.227 | | 3:47:08.758 | 44 | 1 | 1:42.890 | B | 28.050 | 40.180 | 34.660 | 284.2 | 1:11:55.479 |
| 119 | 3 | 2:51.622 | | 1:11.289 | 1:08.128 | 32.205 | | 3:50:00.380 | 45 | 2 | 3:11.520 | 2:01.129 | 40.390 | 30.001 | 193.5 | 1:15:06.999 | |
| 120 | 3 | 2:14.768 | | 31.132 | 54.834 | 48.802 | 247.7 | 3:52:15.148 | 46 | 2 | 1:37.261 | 27.721 | 40.434 | 29.106 | 284.2 | 1:16:44.260 | |
| 121 | 3 | 3:16.912 | | 49.876 | 1:28.587 | 58.449 | 165.9 | 3:55:32.060 | 47 | 2 | 1:36.659 | 27.926 | 39.343 | 29.390 | 285.0 | 1:18:20.919 | |
| 122 | 3 | 2:28.426 | | 53.555 | 58.929 | 35.942 | | 3:58:00.486 | 48 | 2 | 1:37.498 | 27.687 | 40.071 | 29.740 | 286.5 | 1:19:58.417 | |
| 123 | 3 | 1:45.815 | | 30.734 | 43.510 | 31.571 | 253.5 | 3:59:46.301 | 49 | 2 | 1:36.330 | 27.609 | 39.708 | 29.013 | 286.5 | 1:21:34.747 | |
| 124 | 3 | 1:44.849 | | 30.501 | 42.697 | 31.651 | 253.5 | 4:01:31.150 | 50 | 2 | 2:22.924 | 27.320 | 58.622 | 56.982 | 285.7 | 1:23:57.671 | |
| | | | | | | | | | 51 | 2 | 3:30.442 | B | 1:11.668 | 1:20.898 | 57.876 | 1:27:28.113 | |
| | | | | | | | | | 52 | 2 | 3:29.439 | 1:53.716 | 1:00.004 | 35.719 | 1:30:57.552 | | |
| | | | | | | | | | 53 | 2 | 1:50.853 | 32.296 | 46.143 | 32.414 | 232.8 | 1:32:48.405 | |
| | | | | | | | | | 54 | 2 | 2:52.011 | 56.991 | 1:02.374 | 52.646 | 124.0 | 1:35:40.416 | |
| | | | | | | | | | 55 | 2 | 3:20.437 | 1:10.295 | 1:16.249 | 53.893 | 1:39:00.853 | | |
| | | | | | | | | | 56 | 2 | 2:15.541 | 42.740 | 54.291 | 38.510 | 138.8 | 1:41:16.394 | |
| | | | | | | | | | 57 | 2 | 1:37.272 | 28.176 | 40.248 | 28.848 | 282.0 | 1:42:53.666 | |
| | | | | | | | | | 58 | 2 | 1:34.451 | 27.307 | 38.740 | 28.404 | 285.7 | 1:44:28.117 | |
| | | | | | | | | | 59 | 2 | 1:34.687 | 27.131 | 39.329 | 28.227 | 287.2 | 1:46:02.804 | |
| | | | | | | | | | 60 | 2 | 1:35.150 | 26.913 | 39.085 | 29.152 | 286.5 | 1:47:37.954 | |
| | | | | | | | | | 61 | 2 | 1:37.607 | 27.803 | 40.029 | 29.775 | 285.7 | 1:49:15.561 | |
| | | | | | | | | | 62 | 2 | 1:36.611 | 27.618 | 39.710 | 29.283 | 285.7 | 1:50:52.172 | |
| | | | | | | | | | 63 | 2 | 1:38.052 | 27.975 | 41.067 | 29.010 | 290.3 | 1:52:30.224 | |
| | | | | | | | | | 64 | 2 | 1:38.082 | 27.462 | 39.785 | 30.835 | 287.2 | 1:54:08.306 | |

37 **CLX - Pure Rxcing** Oreca 07 - Gibson LMP2
 1. Aliaksandr MALYKHIN 3. Tom BLOMQUIST
 2. Tristan VAUTIER

| | | | | | | | |
|----|---|----------|--------|--------|--------|-------|-----------|
| 1 | 1 | 1:44.649 | 33.238 | 41.323 | 30.088 | | 1:44.649 |
| 2 | 1 | 1:35.685 | 27.719 | 39.165 | 28.801 | 282.0 | 3:20.334 |
| 3 | 1 | 1:35.303 | 27.438 | 38.927 | 28.938 | 285.7 | 4:55.637 |
| 4 | 1 | 1:34.513 | 27.316 | 38.767 | 28.430 | 287.2 | 6:30.150 |
| 5 | 1 | 1:35.079 | 27.127 | 38.694 | 29.258 | 288.0 | 8:05.229 |
| 6 | 1 | 1:34.649 | 27.260 | 38.829 | 28.560 | 287.2 | 9:39.878 |
| 7 | 1 | 1:36.034 | 27.468 | 40.172 | 28.394 | 287.2 | 11:15.912 |
| 8 | 1 | 1:34.487 | 27.237 | 38.635 | 28.615 | 288.8 | 12:50.399 |
| 9 | 1 | 1:36.879 | 27.639 | 39.627 | 29.613 | 286.5 | 14:27.278 |
| 10 | 1 | 1:38.543 | 27.754 | 40.691 | 30.098 | 287.2 | 16:05.821 |
| 11 | 1 | 1:37.125 | 28.487 | 39.418 | 29.220 | 289.5 | 17:42.946 |





European Le Mans Series
4 Hours of Barcelona
Race

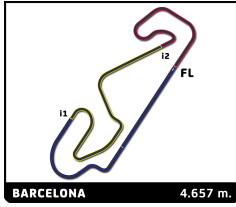
Sector Analysis

Lap under Red Flag Invalidated Lap Personal Best Session Best Crossing the pit lane

| Lap | D | Time | Sector 1 | Sector 2 | Sector 3 | T. Spd | Elapsed | Lap | D | Time | Sector 1 | Sector 2 | Sector 3 | T. Spd | Elapsed |
|-----|---|-------------------|---------------|---------------|---------------|--------|-------------|-----|---|----------|----------|----------|----------|--------|-------------|
| 65 | 2 | 1:36.970 | 28.372 | 39.057 | 29.541 | 286.5 | 1:55:45.276 | 118 | 3 | 1:35.773 | 27.756 | 38.657 | 29.360 | 285.7 | 3:33:45.164 |
| 66 | 2 | 1:34.656 | 27.208 | 38.967 | 28.481 | 285.0 | 1:57:19.932 | 119 | 3 | 1:37.370 | 27.044 | 39.434 | 30.892 | 284.2 | 3:35:22.534 |
| 67 | 2 | 1:37.379 | 27.591 | 39.045 | 30.743 | 286.5 | 1:58:57.311 | 120 | 3 | 1:35.172 | 27.384 | 39.008 | 28.780 | 282.0 | 3:36:57.706 |
| 68 | 2 | 1:36.351 | 28.192 | 39.459 | 28.700 | 282.7 | 2:00:33.662 | 121 | 3 | 1:34.971 | 27.728 | 38.940 | 28.303 | 284.2 | 3:38:32.677 |
| 69 | 2 | 1:35.738 | 27.206 | 39.797 | 28.735 | 285.7 | 2:02:09.400 | 122 | 3 | 1:35.237 | 27.242 | 39.201 | 28.794 | 285.7 | 3:40:07.914 |
| 70 | 2 | 1:34.960 | 27.115 | 39.013 | 28.832 | 285.7 | 2:03:44.360 | 123 | 3 | 1:58.986 | 28.206 | 39.925 | 50.855 | 287.2 | 3:42:06.900 |
| 71 | 2 | 1:36.316 | 27.635 | 39.765 | 28.916 | 288.0 | 2:05:20.676 | 124 | 3 | 3:29.552 | 1:11.712 | 1:20.896 | 56.944 | | 3:45:36.452 |
| 72 | 2 | 1:36.085 | 27.405 | 38.922 | 29.758 | 288.0 | 2:06:56.761 | 125 | 3 | 3:29.767 | 1:11.806 | 1:20.949 | 57.012 | | 3:49:06.219 |
| 73 | 2 | 1:35.290 | 27.623 | 38.963 | 28.704 | 285.0 | 2:08:32.051 | 126 | 3 | 2:44.681 | 42.808 | 1:14.908 | 46.965 | 179.4 | 3:51:50.900 |
| 74 | 2 | 1:36.122 | 27.808 | 39.653 | 28.661 | 288.0 | 2:10:08.173 | 127 | 3 | 3:18.841 | 51.790 | 1:29.152 | 57.899 | 144.8 | 3:55:09.741 |
| 75 | 2 | 1:36.630 | 27.234 | 39.847 | 29.549 | 287.2 | 2:11:44.803 | 128 | 3 | 2:34.247 | 55.518 | 1:00.425 | 38.304 | | 3:57:43.988 |
| 76 | 2 | 1:35.230 | 27.655 | 39.064 | 28.511 | 285.7 | 2:13:20.033 | 129 | 3 | 1:36.387 | 27.867 | 39.592 | 28.928 | 282.0 | 3:59:20.375 |
| 77 | 2 | 1:36.404 | 27.156 | 39.715 | 29.533 | 286.5 | 2:14:56.437 | 130 | 3 | 1:35.608 | 27.222 | 39.360 | 29.026 | 284.2 | 4:00:55.983 |
| 78 | 2 | 1:35.624 | 27.257 | 39.758 | 28.609 | 286.5 | 2:16:32.061 | | | | | | | | |
| 79 | 2 | 1:35.647 | 27.306 | 39.455 | 28.886 | 287.2 | 2:18:07.708 | | | | | | | | |
| 80 | 2 | 1:40.727 B | 27.473 | 39.532 | 33.722 | 287.2 | 2:19:48.435 | | | | | | | | |
| 81 | 2 | 2:33.510 | 1:22.446 | 40.017 | 31.047 | 196.0 | 2:22:21.945 | | | | | | | | |
| 82 | 2 | 1:37.689 | 28.307 | 39.880 | 29.502 | 282.7 | 2:23:59.634 | | | | | | | | |
| 83 | 2 | 1:39.272 | 28.119 | 41.363 | 29.790 | 287.2 | 2:25:38.906 | | | | | | | | |
| 84 | 2 | 1:37.669 | 27.788 | 40.535 | 29.346 | 285.7 | 2:27:16.575 | | | | | | | | |
| 85 | 2 | 1:36.751 | 27.963 | 39.753 | 29.035 | 286.5 | 2:28:53.326 | | | | | | | | |
| 86 | 2 | 1:37.466 | 28.011 | 40.066 | 29.389 | 288.0 | 2:30:30.792 | | | | | | | | |
| 87 | 2 | 1:38.428 | 28.280 | 40.654 | 29.494 | 285.0 | 2:32:09.220 | | | | | | | | |
| 88 | 2 | 1:38.806 | 27.833 | 40.758 | 30.215 | 285.0 | 2:33:48.026 | | | | | | | | |
| 89 | 2 | 1:38.304 | 28.057 | 40.432 | 29.815 | 285.7 | 2:35:26.330 | | | | | | | | |
| 90 | 2 | 1:39.711 | 28.212 | 40.343 | 31.156 | 286.5 | 2:37:06.041 | | | | | | | | |
| 91 | 2 | 2:38.440 B | 28.259 | 1:12.597 | 57.584 | 283.5 | 2:39:44.481 | | | | | | | | |
| 92 | 3 | 4:27.804 | 2:08.682 | 1:21.628 | 57.494 | | 2:44:12.285 | | | | | | | | |
| 93 | 3 | 2:29.695 | 1:08.273 | 49.528 | 31.894 | | 2:46:41.980 | | | | | | | | |
| 94 | 3 | 2:56.910 | 48.316 | 1:14.101 | 54.493 | | 2:49:38.890 | | | | | | | | |
| 95 | 3 | 3:25.412 | 1:05.220 | 1:24.836 | 55.356 | | 2:53:04.302 | | | | | | | | |
| 96 | 3 | 2:20.175 | 44.385 | 54.623 | 41.167 | 141.2 | 2:55:24.477 | | | | | | | | |
| 97 | 3 | 1:36.296 | 28.302 | 39.470 | 28.524 | 285.0 | 2:57:00.773 | | | | | | | | |
| 98 | 3 | 1:34.261 | 27.263 | 38.522 | 28.476 | 287.2 | 2:58:35.034 | | | | | | | | |
| 99 | 3 | 1:35.143 | 27.159 | 38.734 | 29.250 | 287.2 | 3:00:10.177 | | | | | | | | |
| 100 | 3 | 1:35.042 | 27.233 | 39.083 | 28.726 | 285.0 | 3:01:45.219 | | | | | | | | |
| 101 | 3 | 1:34.070 | 27.099 | 38.608 | 28.363 | 286.5 | 3:03:19.289 | | | | | | | | |
| 102 | 3 | 1:34.271 | 27.133 | 38.760 | 28.378 | 287.2 | 3:04:53.560 | | | | | | | | |
| 103 | 3 | 1:35.039 | 27.023 | 39.599 | 28.417 | 288.8 | 3:06:28.599 | | | | | | | | |
| 104 | 3 | 1:34.614 | 27.021 | 38.787 | 28.806 | 286.5 | 3:08:03.213 | | | | | | | | |
| 105 | 3 | 1:36.691 | 27.370 | 39.303 | 30.018 | 287.2 | 3:09:39.904 | | | | | | | | |
| 106 | 3 | 1:37.542 | 27.710 | 40.716 | 29.116 | 285.0 | 3:11:17.446 | | | | | | | | |
| 107 | 3 | 1:37.751 | 28.376 | 40.282 | 29.093 | 286.5 | 3:12:55.197 | | | | | | | | |
| 108 | 3 | 1:35.460 | 27.369 | 38.985 | 29.106 | 286.5 | 3:14:30.657 | | | | | | | | |
| 109 | 3 | 1:36.684 | 27.959 | 39.615 | 29.110 | 288.0 | 3:16:07.341 | | | | | | | | |
| 110 | 3 | 1:45.264 B | 28.035 | 40.772 | 36.457 | 288.8 | 3:17:52.605 | | | | | | | | |
| 111 | 3 | 4:15.047 | 1:56.550 | 1:21.289 | 57.208 | | 3:22:07.652 | | | | | | | | |
| 112 | 3 | 2:10.079 | 1:00.692 | 40.561 | 28.826 | | 3:24:17.731 | | | | | | | | |
| 113 | 3 | 1:34.467 | 27.315 | 39.015 | 28.137 | 282.0 | 3:25:52.198 | | | | | | | | |
| 114 | 3 | 1:33.968 | 26.823 | 38.576 | 28.569 | 285.0 | 3:27:26.166 | | | | | | | | |
| 115 | 3 | 1:33.887 | 26.805 | 38.918 | 28.164 | 287.2 | 3:29:00.053 | | | | | | | | |
| 116 | 3 | 1:34.270 | 26.885 | 38.807 | 28.578 | 287.2 | 3:30:34.323 | | | | | | | | |
| 117 | 3 | 1:35.068 | 26.819 | 38.556 | 29.693 | 285.7 | 3:32:09.391 | | | | | | | | |

| 43 | | Inter Europol Competition | | | | Oreca 07 - Gibson | |
|----|---------------------|---------------------------|------------------|---------------|-------|-------------------|--|
| 1 | Jakub SMIECHOWSKI | 3 | Nicholas YELLOLY | | | LMP2 | |
| 2 | Tom DILLMANN | | | | | | |
| 1 | 1:38.612 | 30.825 | 39.388 | 28.399 | | 1:38.612 | |
| 2 | 1:34.495 | 27.325 | 38.902 | 28.268 | 284.2 | 3:13.107 | |
| 3 | 1:33.957 | 27.036 | 38.696 | 28.225 | 286.5 | 4:47.064 | |
| 4 | 1:33.324 | 26.880 | 38.456 | 27.988 | 286.5 | 6:20.388 | |
| 5 | 1:33.989 | 26.933 | 39.091 | 27.965 | 286.5 | 7:54.377 | |
| 6 | 1:33.709 | 26.975 | 38.636 | 28.098 | 288.0 | 9:28.086 | |
| 7 | 1:33.736 | 26.968 | 38.717 | 28.051 | 288.0 | 11:01.822 | |
| 8 | 1:37.849 | 27.928 | 39.715 | 30.206 | 290.3 | 12:39.671 | |
| 9 | 1:39.208 | 28.325 | 40.688 | 30.195 | 284.2 | 14:18.879 | |
| 10 | 1:37.354 | 28.084 | 39.899 | 29.374 | 285.7 | 15:56.233 | |
| 11 | 1:36.597 | 28.175 | 39.350 | 29.072 | 282.7 | 17:32.830 | |
| 12 | 1:35.431 | 27.483 | 39.294 | 28.654 | 287.2 | 19:08.261 | |
| 13 | 1:37.516 | 27.379 | 40.709 | 29.428 | 289.5 | 20:45.777 | |
| 14 | 1:36.408 | 27.483 | 40.144 | 28.781 | 285.7 | 22:22.185 | |
| 15 | 1:36.876 | 27.789 | 40.131 | 28.956 | 288.0 | 23:59.061 | |
| 16 | 1:35.253 | 27.321 | 39.316 | 28.616 | 288.0 | 25:34.314 | |
| 17 | 1:36.287 | 27.285 | 39.415 | 29.587 | 288.0 | 27:10.601 | |
| 18 | 1:35.751 | 27.670 | 39.381 | 28.700 | 287.2 | 28:46.352 | |
| 19 | 1:38.690 | 28.338 | 39.826 | 30.526 | 291.1 | 30:25.042 | |
| 20 | 1:35.475 | 27.393 | 39.342 | 28.740 | 285.0 | 32:00.517 | |
| 21 | 1:36.046 | 27.266 | 39.115 | 29.665 | 288.0 | 33:36.563 | |
| 22 | 1:35.609 | 27.709 | 39.381 | 28.519 | 286.5 | 35:12.172 | |
| 23 | 1:34.760 | 27.245 | 39.139 | 28.376 | 287.2 | 36:46.932 | |
| 24 | 1:34.867 | 27.163 | 39.054 | 28.650 | 288.8 | 38:21.799 | |
| 25 | 1:37.497 | 28.098 | 40.436 | 28.963 | 288.8 | 39:59.296 | |
| 26 | 1:44.652 B | 28.617 | 40.323 | 35.712 | 288.8 | 41:43.948 | |
| 27 | 2:41.843 | 1:32.411 | 40.080 | 29.352 | 193.5 | 44:25.791 | |
| 28 | 1:38.690 | 28.108 | 40.245 | 30.337 | 285.0 | 46:04.481 | |
| 29 | 1:38.385 | 28.200 | 40.227 | 29.958 | 282.0 | 47:42.866 | |
| 30 | 1:40.712 | 28.459 | 42.159 | 30.094 | 285.0 | 49:23.578 | |
| 31 | 1:37.500 | 28.126 | 40.053 | 29.321 | 279.8 | 51:01.078 | |
| 32 | 1:38.018 | 27.788 | 39.966 | 30.264 | 284.2 | 52:39.096 | |
| 33 | 1:38.869 | 28.134 | 40.373 | 30.362 | 282.0 | 54:17.965 | |
| 34 | 1:37.406 | 27.804 | 39.924 | 29.678 | 283.5 | 55:55.371 | |
| 35 | 1:39.969 | 28.053 | 41.902 | 30.014 | 283.5 | 57:35.340 | |
| 36 | 1:38.907 | 28.220 | 40.840 | 29.847 | 281.2 | 59:14.247 | |
| 37 | 1:42.300 | 28.944 | 41.881 | 31.475 | 277.6 | 1:00:56.547 | |





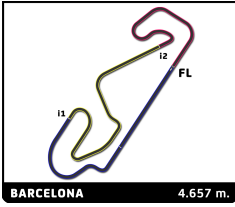
European Le Mans Series
4 Hours of Barcelona
Race

Sector Analysis

Lap under Red Flag Invalidated Lap Personal Best Session Best Crossing the pit lane

| Lap | D | Time | Sector 1 | Sector 2 | Sector 3 | T. Spd | Elapsed | Lap | D | Time | Sector 1 | Sector 2 | Sector 3 | T. Spd | Elapsed | | |
|-----|---|-----------|----------|---------------|---------------|--------|---------|-------------|--|------|---------------------|----------|-------------------|-------------------|---------|-------------|-------------|
| 38 | 1 | 1:53.510 | B | 29.636 | 44.081 | 39.793 | 276.2 | 1:02:50.057 | 91 | 2 | 1:37.397 | 26.639 | 38.690 | 32.068 | 287.2 | 3:00:08.252 | |
| 39 | 3 | 9:20.192 | | 8:11.163 | 40.110 | 28.919 | | 1:12:10.249 | 92 | 2 | 1:33.005 | 26.737 | 38.248 | 28.050 | 285.7 | 3:01:41.257 | |
| 40 | 3 | 1:36.426 | | 28.573 | 39.005 | 28.848 | 282.7 | 1:13:46.675 | 93 | 2 | 1:34.246 | 26.627 | 38.344 | 29.275 | 287.2 | 3:03:15.503 | |
| 41 | 3 | 1:36.489 | | 28.343 | 40.092 | 28.054 | 286.5 | 1:15:23.164 | 94 | 2 | 1:34.414 | 26.665 | 38.301 | 29.448 | 288.8 | 3:04:49.917 | |
| 42 | 3 | 1:38.974 | B | 26.679 | 38.252 | 34.043 | 285.0 | 1:17:02.138 | 95 | 2 | 1:34.515 | 26.920 | 39.286 | 28.309 | 288.8 | 3:06:24.432 | |
| 43 | 3 | 10:39.640 | | 8:21.888 | 1:20.999 | 56.753 | | 1:27:41.778 | 96 | 2 | 1:41.965 | B | 27.449 | 39.778 | 34.738 | 288.8 | 3:08:06.397 |
| 44 | 3 | 2:51.634 | | 1:11.800 | 1:08.297 | 31.537 | | 1:30:33.412 | 97 | 2 | 1:57.022 | 48.441 | 39.687 | 28.894 | 190.1 | 3:10:03.419 | |
| 45 | 3 | 2:03.216 | | 30.364 | 44.318 | 48.534 | 280.5 | 1:32:36.628 | 98 | 2 | 1:34.786 | 27.039 | 38.613 | 29.134 | 285.0 | 3:11:38.205 | |
| 46 | 3 | 2:57.248 | | 1:00.321 | 1:05.754 | 51.173 | | 1:35:33.876 | 99 | 2 | 1:34.612 | 27.033 | 38.505 | 29.074 | 285.0 | 3:13:12.817 | |
| 47 | 3 | 3:19.622 | | 1:10.447 | 1:17.092 | 52.083 | | 1:38:53.498 | 100 | 2 | 1:35.616 | 27.138 | 39.410 | 29.068 | 288.8 | 3:14:48.433 | |
| 48 | 3 | 2:18.882 | | 43.911 | 55.769 | 39.202 | 167.4 | 1:41:12.380 | 101 | 2 | 1:34.399 | 27.018 | 38.990 | 28.391 | 288.8 | 3:16:22.832 | |
| 49 | 3 | 1:36.502 | | 28.998 | 39.192 | 28.312 | 285.7 | 1:42:48.882 | 102 | 2 | 1:35.310 | 27.192 | 39.519 | 28.599 | 288.8 | 3:17:58.142 | |
| 50 | 3 | 1:34.050 | | 27.147 | 38.615 | 28.288 | 286.5 | 1:44:22.932 | 103 | 2 | 2:29.413 | 27.416 | 1:05.257 | 56.740 | 289.5 | 3:20:27.555 | |
| 51 | 3 | 1:35.577 | | 27.362 | 39.074 | 29.141 | 287.2 | 1:45:58.509 | 104 | 2 | 3:00.955 | 1:11.834 | 1:20.237 | 28.884 | | 3:23:28.510 | |
| 52 | 3 | 1:37.190 | | 27.424 | 40.016 | 29.750 | 288.0 | 1:47:35.699 | 105 | 2 | 1:36.753 | 27.512 | 40.321 | 28.920 | 288.8 | 3:25:05.263 | |
| 53 | 3 | 1:35.383 | | 27.873 | 39.393 | 28.117 | 288.8 | 1:49:11.082 | 106 | 2 | 1:36.052 | 27.258 | 39.594 | 29.200 | 285.7 | 3:26:41.315 | |
| 54 | 3 | 1:33.901 | | 26.816 | 38.556 | 28.529 | 287.2 | 1:50:44.983 | 107 | 2 | 1:37.083 | 27.831 | 39.439 | 29.813 | 288.8 | 3:28:18.398 | |
| 55 | 3 | 1:34.043 | | 26.774 | 38.421 | 28.848 | 288.0 | 1:52:19.026 | 108 | 2 | 1:36.566 | 27.362 | 39.625 | 29.579 | 285.7 | 3:29:54.964 | |
| 56 | 3 | 1:35.327 | | 27.755 | 39.307 | 28.265 | 284.2 | 1:53:54.353 | 109 | 2 | 1:40.194 | B | 27.307 | 39.011 | 33.876 | 286.5 | 3:31:35.158 |
| 57 | 3 | 1:35.168 | | 26.985 | 39.146 | 29.037 | 289.5 | 1:55:29.521 | 110 | 2 | 2:29.547 | 1:21.438 | 39.257 | 28.852 | 195.3 | 3:34:04.705 | |
| 58 | 3 | 1:35.654 | | 27.004 | 40.177 | 28.473 | 288.8 | 1:57:05.175 | 111 | 2 | 1:34.953 | 27.242 | 39.045 | 28.666 | 284.2 | 3:35:39.658 | |
| 59 | 3 | 1:33.962 | | 26.737 | 38.615 | 28.610 | 286.5 | 1:58:39.137 | 112 | 2 | 1:37.172 | 27.582 | 39.258 | 30.332 | 287.2 | 3:37:16.830 | |
| 60 | 3 | 1:34.342 | | 26.980 | 38.996 | 28.366 | 287.2 | 2:00:13.479 | 113 | 2 | 1:38.288 | 28.208 | 39.842 | 30.238 | 284.2 | 3:38:55.118 | |
| 61 | 3 | 1:35.675 | | 27.205 | 39.512 | 28.958 | 288.8 | 2:01:49.154 | 114 | 2 | 1:37.515 | 29.318 | 39.598 | 28.599 | 285.7 | 3:40:32.633 | |
| 62 | 3 | 1:36.914 | | 27.176 | 38.962 | 30.776 | 287.2 | 2:03:26.068 | 115 | 2 | 2:24.838 | 29.670 | 58.564 | 56.604 | 272.0 | 3:42:57.471 | |
| 63 | 3 | 1:34.662 | | 27.212 | 38.998 | 28.452 | 282.7 | 2:05:00.730 | 116 | 2 | 3:28.617 | 1:11.434 | 1:20.512 | 56.671 | | 3:46:26.088 | |
| 64 | 3 | 1:36.171 | | 27.311 | 39.430 | 29.430 | 289.5 | 2:06:36.901 | 117 | 2 | 3:10.997 | 1:11.833 | 1:21.089 | 38.075 | | 3:49:37.085 | |
| 65 | 3 | 1:36.974 | | 27.371 | 39.350 | 30.253 | 289.5 | 2:08:13.875 | 118 | 2 | 2:23.278 | 31.129 | 1:04.360 | 47.789 | 239.5 | 3:52:00.363 | |
| 66 | 3 | 1:35.827 | | 27.830 | 38.979 | 29.018 | 290.3 | 2:09:49.702 | 119 | 2 | 3:15.955 | 51.025 | 1:28.587 | 56.343 | 123.0 | 3:55:16.318 | |
| 67 | 3 | 1:35.687 | | 27.161 | 39.596 | 28.930 | 289.5 | 2:11:25.389 | 120 | 2 | 2:32.495 | 56.023 | 59.762 | 36.710 | | 3:57:48.813 | |
| 68 | 3 | 1:37.199 | | 27.715 | 39.487 | 29.997 | 291.1 | 2:13:02.588 | 121 | 2 | 1:37.862 | 28.419 | 40.189 | 29.254 | 287.2 | 3:59:26.675 | |
| 69 | 3 | 1:34.500 | | 26.980 | 38.743 | 28.777 | 286.5 | 2:14:37.088 | 122 | 2 | 1:35.442 | 27.306 | 39.251 | 28.885 | 286.5 | 4:01:02.117 | |
| 70 | 3 | 1:39.806 | B | 27.316 | 39.372 | 33.118 | 288.0 | 2:16:16.894 | <div style="border: 1px solid black; padding: 5px;"> 47 CLX Motorsport Oreca 07 - Gibson 1.Manuel ESPIRITO SANTO3.Luis Felipe DERANI LMP2 2.Enzo FITTIPALDI </div> | | | | | | | | |
| 71 | 3 | 2:39.617 | | 1:28.093 | 40.557 | 30.967 | 191.2 | 2:18:56.511 | | | | | | | | | |
| 72 | 3 | 1:38.572 | | 28.380 | 40.139 | 30.053 | 286.5 | 2:20:35.083 | 1 | 1 | 1:42.144 | 32.454 | 40.450 | 29.240 | | 1:42.144 | |
| 73 | 3 | 1:38.789 | | 28.034 | 40.396 | 30.359 | 285.7 | 2:22:13.872 | 2 | 1 | 1:34.791 | 27.565 | 38.887 | 28.339 | 286.5 | 3:16.935 | |
| 74 | 3 | 1:36.858 | | 27.810 | 39.833 | 29.215 | 288.8 | 2:23:50.730 | 3 | 1 | 1:34.449 | 27.548 | 38.677 | 28.224 | 288.0 | 4:51.384 | |
| 75 | 3 | 1:36.269 | | 27.629 | 39.565 | 29.075 | 287.2 | 2:25:26.999 | 4 | 1 | 1:33.873 | 27.267 | 38.404 | 28.202 | 289.5 | 6:25.257 | |
| 76 | 3 | 1:36.602 | | 27.388 | 39.609 | 29.605 | 286.5 | 2:27:03.601 | 5 | 1 | 1:34.043 | 27.132 | 38.567 | 28.344 | 288.0 | 7:59.300 | |
| 77 | 3 | 1:35.772 | | 27.288 | 39.454 | 29.030 | 285.7 | 2:28:39.373 | 6 | 1 | 1:34.079 | 27.236 | 38.552 | 28.291 | 290.3 | 9:33.379 | |
| 78 | 3 | 1:37.794 | | 27.798 | 39.920 | 30.076 | 288.0 | 2:30:17.167 | 7 | 1 | 1:34.101 | 27.153 | 38.555 | 28.393 | 289.5 | 11:07.480 | |
| 79 | 3 | 1:37.249 | | 27.725 | 39.968 | 29.556 | 285.0 | 2:31:54.416 | 8 | 1 | 1:35.275 | 27.234 | 39.536 | 28.505 | 289.5 | 12:42.755 | |
| 80 | 3 | 1:36.604 | | 27.489 | 39.630 | 29.485 | 285.0 | 2:33:31.020 | 9 | 1 | 1:36.766 | 27.595 | 39.271 | 29.900 | 289.5 | 14:19.521 | |
| 81 | 3 | 1:36.664 | | 27.298 | 40.024 | 29.342 | 285.7 | 2:35:07.684 | 10 | 1 | 1:36.817 | 27.865 | 40.181 | 28.771 | 290.3 | 15:56.338 | |
| 82 | 3 | 1:36.880 | | 27.222 | 39.475 | 30.183 | 286.5 | 2:36:44.564 | 11 | 1 | 1:34.425 | 27.342 | 38.659 | 28.424 | 286.5 | 17:30.463 | |
| 83 | 3 | 2:18.919 | | 27.662 | 54.470 | 56.787 | 283.5 | 2:39:03.483 | 12 | 1 | 1:34.663 | 27.228 | 38.600 | 28.835 | 288.8 | 19:05.126 | |
| 84 | 3 | 3:30.062 | B | 1:11.643 | 1:20.921 | 57.498 | | 2:42:33.545 | 13 | 1 | 1:35.360 | 27.156 | 38.909 | 29.295 | 289.5 | 20:40.486 | |
| 85 | 2 | 3:47.651 | | 2:06.181 | 1:03.887 | 37.583 | | 2:46:21.196 | 14 | 1 | 1:36.377 | 27.188 | 40.168 | 29.021 | 288.8 | 22:16.863 | |
| 86 | 2 | 3:09.177 | | 59.353 | 1:12.838 | 56.986 | | 2:49:30.373 | 15 | 1 | 1:34.305 | 27.241 | 38.870 | 28.194 | 288.8 | 23:51.168 | |
| 87 | 2 | 3:26.264 | | 1:06.364 | 1:24.011 | 55.889 | | 2:52:56.637 | 16 | 1 | 1:34.891 | 27.007 | 38.836 | 29.048 | 289.5 | 25:26.059 | |
| 88 | 2 | 2:23.661 | | 43.917 | 54.701 | 45.043 | 161.0 | 2:55:20.298 | 17 | 1 | 1:34.893 | 27.177 | 39.359 | 28.357 | 289.5 | 27:00.952 | |
| 89 | 2 | 1:36.765 | | 28.668 | 38.887 | 29.210 | 248.8 | 2:56:57.063 | 18 | 1 | 1:36.258 | 27.252 | 39.640 | 29.366 | 288.8 | 28:37.210 | |
| 90 | 2 | 1:33.792 | | 26.564 | 38.670 | 28.558 | 287.2 | 2:58:30.855 | | | | | | | | | |





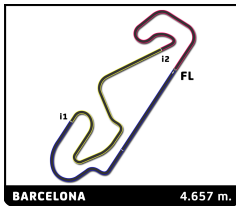
European Le Mans Series
4 Hours of Barcelona
Race

Sector Analysis

Lap under Red Flag Invalidated Lap Personal Best Session Best Crossing the pit lane

| Lap | D | Time | Sector 1 | Sector 2 | Sector 3 | T. Spd | Elapsed | Lap | D | Time | Sector 1 | Sector 2 | Sector 3 | T. Spd | Elapsed |
|-----|---|------------|----------|----------|----------|--------|-------------|--|---|------------|----------|----------|----------|--------|-------------|
| 19 | 1 | 1:35.331 | 27.405 | 39.412 | 28.514 | 286.5 | 30:12.541 | 72 | 2 | 1:35.952 | 27.188 | 39.384 | 29.380 | 287.2 | 2:06:28.197 |
| 20 | 1 | 1:35.226 | 27.069 | 38.873 | 29.284 | 288.0 | 31:47.767 | 73 | 2 | 1:35.040 | 27.547 | 38.822 | 28.671 | 284.2 | 2:08:03.237 |
| 21 | 1 | 1:36.573 | 27.232 | 39.570 | 29.771 | 288.0 | 33:24.340 | 74 | 2 | 1:35.467 | 27.203 | 39.559 | 28.705 | 287.2 | 2:09:38.704 |
| 22 | 1 | 1:34.318 | 27.346 | 38.710 | 28.262 | 291.1 | 34:58.658 | 75 | 2 | 1:36.476 | 27.609 | 39.081 | 29.786 | 288.8 | 2:11:15.180 |
| 23 | 1 | 1:34.279 | 26.933 | 39.072 | 28.274 | 288.8 | 36:32.937 | 76 | 2 | 1:34.815 | 27.266 | 39.079 | 28.470 | 285.0 | 2:12:49.995 |
| 24 | 1 | 1:35.312 | 27.033 | 38.805 | 29.474 | 288.8 | 38:08.249 | 77 | 2 | 1:34.469 | 27.200 | 38.818 | 28.451 | 285.7 | 2:14:24.464 |
| 25 | 1 | 1:43.831 B | 29.193 | 39.964 | 34.674 | 290.3 | 39:52.080 | 78 | 2 | 1:35.081 | 27.026 | 39.193 | 28.862 | 287.2 | 2:15:59.545 |
| 26 | 1 | 2:40.809 | 1:30.693 | 39.896 | 30.220 | 195.3 | 42:32.889 | 79 | 2 | 1:35.266 | 27.499 | 39.135 | 28.632 | 286.5 | 2:17:34.811 |
| 27 | 1 | 1:36.741 | 27.785 | 39.751 | 29.205 | 285.0 | 44:09.630 | 80 | 2 | 1:37.601 | 27.299 | 39.489 | 30.813 | 288.8 | 2:19:12.412 |
| 28 | 1 | 1:35.826 | 27.535 | 39.347 | 28.944 | 286.5 | 45:45.456 | 81 | 2 | 1:39.839 B | 27.279 | 38.999 | 33.561 | 285.7 | 2:20:52.251 |
| 29 | 1 | 1:36.291 | 27.656 | 39.777 | 28.858 | 287.2 | 47:21.747 | 82 | 2 | 2:37.480 | 1:27.951 | 40.437 | 29.092 | 193.9 | 2:23:29.731 |
| 30 | 1 | 1:37.278 | 27.479 | 39.493 | 30.306 | 287.2 | 48:59.025 | 83 | 2 | 1:35.820 | 27.575 | 39.330 | 28.915 | 284.2 | 2:25:05.551 |
| 31 | 1 | 1:38.896 | 27.734 | 40.828 | 30.334 | 288.8 | 50:37.921 | 84 | 2 | 1:36.309 | 27.432 | 39.520 | 29.357 | 286.5 | 2:26:41.860 |
| 32 | 1 | 1:38.240 | 28.277 | 39.585 | 30.378 | 288.8 | 52:16.161 | 85 | 2 | 1:36.149 | 27.706 | 39.466 | 28.977 | 288.8 | 2:28:18.009 |
| 33 | 1 | 1:38.285 | 27.787 | 40.373 | 30.125 | 287.2 | 53:54.446 | 86 | 2 | 1:35.877 | 27.375 | 39.503 | 28.999 | 288.8 | 2:29:53.886 |
| 34 | 1 | 1:38.305 | 28.548 | 40.046 | 29.711 | 287.2 | 55:32.751 | 87 | 2 | 1:36.212 | 27.648 | 39.559 | 29.005 | 285.0 | 2:31:30.098 |
| 35 | 1 | 1:35.736 | 27.541 | 39.338 | 28.857 | 285.7 | 57:08.487 | 88 | 2 | 1:35.686 | 27.420 | 39.326 | 28.940 | 285.0 | 2:33:05.784 |
| 36 | 1 | 1:36.437 | 27.544 | 39.964 | 28.929 | 288.0 | 58:44.924 | 89 | 2 | 1:37.277 | 27.569 | 40.654 | 29.054 | 287.2 | 2:34:43.061 |
| 37 | 1 | 1:38.696 | 28.372 | 40.277 | 30.047 | 288.8 | 1:00:23.620 | 90 | 2 | 1:37.547 | 27.519 | 40.037 | 29.991 | 287.2 | 2:36:20.608 |
| 38 | 1 | 1:37.553 | 27.780 | 39.647 | 30.126 | 285.7 | 1:02:01.173 | 91 | 2 | 1:59.767 | 27.748 | 39.764 | 52.255 | 283.5 | 2:38:20.375 |
| 39 | 1 | 1:37.234 | 28.181 | 39.636 | 29.417 | 287.2 | 1:03:38.407 | 92 | 2 | 3:30.558 B | 1:11.656 | 1:20.671 | 58.231 | | 2:41:50.933 |
| 40 | 1 | 1:37.945 | 28.275 | 40.342 | 29.328 | 288.0 | 1:05:16.352 | 93 | 3 | 4:17.414 | 2:05.022 | 1:21.894 | 50.498 | | 2:46:08.347 |
| 41 | 1 | 1:36.407 | 27.714 | 39.786 | 28.907 | 287.2 | 1:06:52.759 | 94 | 3 | 3:14.949 | 1:01.549 | 1:14.836 | 58.564 | | 2:49:23.296 |
| 42 | 1 | 1:36.553 | 27.514 | 40.014 | 29.025 | 288.0 | 1:08:29.312 | 95 | 3 | 3:30.760 | 1:11.443 | 1:24.088 | 55.229 | | 2:52:54.056 |
| 43 | 1 | 4:37.742 | 28.343 | 40.038 | 29.334 | 288.0 | 1:10:07.024 | 96 | 3 | 2:25.073 | 44.578 | 54.163 | 46.332 | 133.2 | 2:55:19.129 |
| 44 | 1 | 1:36.816 | 27.757 | 39.555 | 29.504 | 286.5 | 1:11:43.840 | 97 | 3 | 1:34.578 | 27.447 | 38.887 | 28.244 | 282.0 | 2:56:53.707 |
| 45 | 1 | 1:38.523 | 27.867 | 39.958 | 30.698 | 286.5 | 1:13:22.363 | 98 | 3 | 1:34.168 | 26.973 | 38.803 | 28.392 | 285.7 | 2:58:27.875 |
| 46 | 1 | 1:39.625 | 27.675 | 41.859 | 30.091 | 287.2 | 1:15:01.988 | 99 | 3 | 1:34.411 | 27.056 | 38.893 | 28.462 | 285.7 | 3:00:02.286 |
| 47 | 1 | 1:38.325 | 27.859 | 39.655 | 30.811 | 285.7 | 1:16:40.313 | 100 | 3 | 1:34.378 | 27.110 | 38.659 | 28.609 | 284.2 | 3:01:36.664 |
| 48 | 1 | 1:36.657 | 27.587 | 39.488 | 29.582 | 285.7 | 1:18:16.970 | 101 | 3 | 1:34.267 | 27.090 | 38.627 | 28.550 | 285.7 | 3:03:10.931 |
| 49 | 1 | 1:37.414 | 27.748 | 39.980 | 29.686 | 286.5 | 1:19:54.384 | 102 | 3 | 1:34.393 | 27.072 | 38.770 | 28.551 | 286.5 | 3:04:45.324 |
| 50 | 1 | 1:38.026 | 27.882 | 39.768 | 30.376 | 287.2 | 1:21:32.410 | 103 | 3 | 1:34.907 | 27.074 | 39.076 | 28.757 | 289.5 | 3:06:20.231 |
| 51 | 1 | 2:23.493 B | 27.904 | 57.947 | 57.642 | 285.7 | 1:23:55.903 | 104 | 3 | 1:35.617 | 27.693 | 39.020 | 28.904 | 288.0 | 3:07:55.848 |
| 52 | 2 | 4:42.672 | 2:23.982 | 1:21.326 | 57.364 | | 1:28:38.575 | 105 | 3 | 1:38.994 | 27.727 | 39.403 | 31.864 | 287.2 | 3:09:34.842 |
| 53 | 2 | 3:23.693 | 1:12.245 | 1:16.015 | 55.433 | | 1:32:02.268 | 106 | 3 | 1:37.963 | 27.984 | 39.689 | 30.290 | 287.2 | 3:11:12.805 |
| 54 | 2 | 3:16.620 | 1:00.667 | 1:12.808 | 1:03.145 | 128.1 | 1:35:18.888 | 107 | 3 | 1:35.053 | 27.431 | 38.982 | 28.640 | 283.5 | 3:12:47.858 |
| 55 | 2 | 3:19.176 | 1:11.451 | 1:16.950 | 50.775 | | 1:38:38.064 | 108 | 3 | 1:35.742 | 26.990 | 39.808 | 28.944 | 287.2 | 3:14:23.600 |
| 56 | 2 | 2:27.133 | 47.490 | 55.002 | 44.641 | 159.5 | 1:41:05.197 | 109 | 3 | 1:37.240 | 27.468 | 39.526 | 30.246 | 287.2 | 3:16:00.840 |
| 57 | 2 | 1:35.295 | 28.204 | 38.847 | 28.244 | 279.8 | 1:42:40.492 | 110 | 3 | 1:36.644 | 28.015 | 39.587 | 29.042 | 288.0 | 3:17:37.484 |
| 58 | 2 | 1:33.383 | 26.847 | 38.304 | 28.232 | 283.5 | 1:44:13.875 | 111 | 3 | 2:13.503 | 28.414 | 48.371 | 56.718 | 284.2 | 3:19:50.987 |
| 59 | 2 | 1:33.797 | 27.143 | 38.420 | 28.234 | 285.0 | 1:45:47.672 | 112 | 3 | 3:17.913 | 1:11.570 | 1:20.736 | 45.607 | | 3:23:08.900 |
| 60 | 2 | 1:33.995 | 27.112 | 38.575 | 28.308 | 285.0 | 1:47:21.667 | 113 | 3 | 1:36.911 | 28.371 | 39.317 | 29.223 | 283.5 | 3:24:45.811 |
| 61 | 2 | 1:33.751 | 27.110 | 38.532 | 28.109 | 285.7 | 1:48:55.418 | 114 | 3 | 1:37.583 | 29.033 | 39.842 | 28.708 | 286.5 | 3:26:23.394 |
| 62 | 2 | 1:35.208 | 26.961 | 38.445 | 29.802 | 285.7 | 1:50:30.626 | 115 | 3 | 1:35.452 | 27.284 | 39.212 | 28.956 | 287.2 | 3:27:58.846 |
| 63 | 2 | 1:36.480 | 28.338 | 39.898 | 28.244 | 285.0 | 1:52:07.106 | 116 | 3 | 1:35.213 | 27.093 | 39.256 | 28.864 | 288.0 | 3:29:34.059 |
| 64 | 2 | 1:34.297 | 26.971 | 39.130 | 28.196 | 286.5 | 1:53:41.403 | 117 | 3 | 1:34.927 | 27.288 | 38.922 | 28.717 | 287.2 | 3:31:08.986 |
| 65 | 2 | 1:36.094 | 27.974 | 39.546 | 28.574 | 282.0 | 1:55:17.497 | 118 | 3 | 1:36.961 | 27.307 | 39.951 | 29.703 | 287.2 | 3:32:45.947 |
| 66 | 2 | 1:35.396 | 27.406 | 38.831 | 29.159 | 285.7 | 1:56:52.893 | 119 | 3 | 1:35.088 | 27.327 | 39.033 | 28.728 | 286.5 | 3:34:21.035 |
| 67 | 2 | 4:35.937 | 27.575 | 38.903 | 29.459 | 285.0 | 1:58:28.830 | 120 | 3 | 1:42.685 B | 27.333 | 39.940 | 35.412 | 285.0 | 3:36:03.720 |
| 68 | 2 | 1:36.342 | 27.388 | 40.361 | 28.593 | 285.7 | 2:00:05.172 | <div style="border: 1px solid black; padding: 5px;"> 48 VDS Panis Racing Oreca 07 - Gibson 1.Oliver GRAY 3.Esteban MASSON LMP2 2.Charles MILESI </div> | | | | | | | |
| 69 | 2 | 1:35.763 | 28.739 | 38.612 | 28.412 | 288.0 | 2:01:40.935 | 1 | 1 | 1:44.877 | 33.378 | 41.549 | 29.950 | | 1:44.877 |
| 70 | 2 | 1:35.705 | 27.308 | 39.215 | 29.182 | 286.5 | 2:03:16.640 | | | | | | | | |
| 71 | 2 | 1:35.605 | 27.426 | 39.422 | 28.757 | 285.0 | 2:04:52.245 | | | | | | | | |





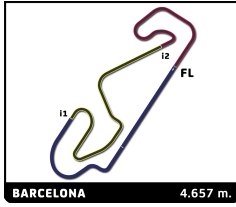
European Le Mans Series
4 Hours of Barcelona
Race

Sector Analysis

Lap under Red Flag Invalidated Lap Personal Best Session Best B Crossing the pit lane

| Lap | D | Time | Sector 1 | Sector 2 | Sector 3 | T. Spd | Elapsed | Lap | D | Time | Sector 1 | Sector 2 | Sector 3 | T. Spd | Elapsed |
|-----|---|---------------------|---------------|-------------------|-------------------|--------|-------------|-----|---|---------------------|----------|----------|-------------------|--------|-------------|
| 2 | 1 | 1:35.807 | 27.984 | 38.998 | 28.825 | 285.0 | 3:20.684 | 55 | 3 | 3:17.729 | 1:09.639 | 1:17.208 | 50.882 | | 1:38:46.129 |
| 3 | 1 | 1:34.086 | 27.366 | 38.617 | 28.103 | 285.7 | 4:54.770 | 56 | 3 | 2:23.203 | 45.403 | 55.884 | 41.916 | 124.1 | 1:41:09.332 |
| 4 | 1 | 1:33.749 | 26.888 | 38.404 | 28.457 | 286.5 | 6:28.519 | 57 | 3 | 1:36.445 | 28.214 | 39.057 | 29.174 | 275.5 | 1:42:45.777 |
| 5 | 1 | 1:33.261 | 26.833 | 38.410 | 28.018 | 287.2 | 8:01.780 | 58 | 3 | 1:35.575 | 27.528 | 39.380 | 28.667 | 283.5 | 1:44:21.352 |
| 6 | 1 | 1:33.069 | 26.694 | 38.492 | 27.883 | 286.5 | 9:34.849 | 59 | 3 | 1:36.073 | 27.853 | 39.166 | 29.054 | 288.8 | 1:45:57.425 |
| 7 | 1 | 1:34.091 | 27.153 | 38.465 | 28.473 | 288.8 | 11:08.940 | 60 | 3 | 1:34.297 | 27.551 | 38.734 | 28.012 | 285.7 | 1:47:31.722 |
| 8 | 1 | 1:35.289 | 27.156 | 39.227 | 28.906 | 290.3 | 12:44.229 | 61 | 3 | 1:32.991 | 26.846 | 38.159 | 27.986 | 285.0 | 1:49:04.713 |
| 9 | 1 | 1:36.467 | 27.483 | 39.476 | 29.508 | 289.5 | 14:20.696 | 62 | 3 | 1:33.807 | 26.960 | 38.486 | 28.361 | 286.5 | 1:50:38.520 |
| 10 | 1 | 1:36.018 | 28.043 | 39.567 | 28.408 | 285.7 | 15:56.714 | 63 | 3 | 1:36.916 | 27.047 | 39.998 | 29.871 | 286.5 | 1:52:15.436 |
| 11 | 1 | 1:35.337 | 27.809 | 39.347 | 28.181 | 291.1 | 17:32.051 | 64 | 3 | 1:34.554 | 27.420 | 38.812 | 28.322 | 285.7 | 1:53:49.990 |
| 12 | 1 | 1:33.359 | 26.907 | 38.144 | 28.308 | 288.0 | 19:05.410 | 65 | 3 | 1:35.412 | 27.251 | 38.935 | 29.226 | 286.5 | 1:55:25.402 |
| 13 | 1 | 1:35.877 | 27.346 | 38.699 | 29.832 | 289.5 | 20:41.287 | 66 | 3 | 1:36.526 | 27.753 | 39.538 | 29.235 | 287.2 | 1:57:01.928 |
| 14 | 1 | 1:35.930 | 27.232 | 39.571 | 29.127 | 287.2 | 22:17.217 | 67 | 3 | 1:34.930 | 27.232 | 38.954 | 28.744 | 285.0 | 1:58:36.858 |
| 15 | 1 | 1:34.667 | 27.757 | 38.659 | 28.251 | 288.8 | 23:51.884 | 68 | 3 | 1:35.581 | 27.424 | 38.721 | 29.436 | 286.5 | 2:00:12.439 |
| 16 | 1 | 1:34.423 | 27.021 | 38.706 | 28.696 | 288.8 | 25:26.307 | 69 | 3 | 1:36.037 | 27.498 | 39.642 | 28.897 | 284.2 | 2:01:48.476 |
| 17 | 1 | 1:36.309 | 27.856 | 39.545 | 28.908 | 290.3 | 27:02.616 | 70 | 3 | 1:35.155 | 27.060 | 38.556 | 29.539 | 285.0 | 2:03:23.631 |
| 18 | 1 | 1:36.653 | 27.123 | 40.837 | 28.693 | 290.3 | 28:39.269 | 71 | 3 | 1:35.280 | 27.194 | 39.170 | 28.916 | 286.5 | 2:04:58.911 |
| 19 | 1 | 1:36.919 | 29.046 | 38.921 | 28.952 | 293.5 | 30:16.188 | 72 | 3 | 1:35.773 | 27.497 | 39.777 | 28.499 | 284.2 | 2:06:34.684 |
| 20 | 1 | 1:34.377 | 27.159 | 38.722 | 28.496 | 287.2 | 31:50.565 | 73 | 3 | 1:36.504 | 27.104 | 40.021 | 29.379 | 285.7 | 2:08:11.188 |
| 21 | 1 | 1:35.693 | 28.054 | 38.794 | 28.845 | 289.5 | 33:26.258 | 74 | 3 | 1:34.244 | 27.125 | 38.788 | 28.334 | 285.0 | 2:09:45.432 |
| 22 | 1 | 1:35.818 | 27.316 | 40.022 | 28.480 | 288.0 | 35:02.076 | 75 | 3 | 1:34.886 | 27.039 | 39.000 | 28.847 | 288.8 | 2:11:20.318 |
| 23 | 1 | 1:34.696 | 27.175 | 38.790 | 28.731 | 288.0 | 36:36.772 | 76 | 3 | 1:35.112 | 27.160 | 39.275 | 28.677 | 285.0 | 2:12:55.430 |
| 24 | 1 | 1:34.675 | 27.195 | 38.768 | 28.712 | 288.0 | 38:11.447 | 77 | 3 | 1:36.370 | 27.621 | 39.505 | 29.244 | 287.2 | 2:14:31.800 |
| 25 | 1 | 1:38.299 | 27.943 | 41.657 | 28.699 | 291.1 | 39:49.746 | 78 | 3 | 1:40.604 B | 27.413 | 39.364 | 33.827 | 285.7 | 2:16:12.404 |
| 26 | 1 | 1:41.292 B | 27.849 | 39.446 | 33.997 | 288.0 | 41:31.038 | 79 | 3 | 2:41.385 | 1:30.412 | 41.398 | 29.575 | 192.9 | 2:18:53.789 |
| 27 | 1 | 2:35.138 | 1:26.529 | 39.721 | 28.888 | 188.2 | 44:06.176 | 80 | 3 | 1:36.647 | 27.931 | 39.888 | 28.828 | 283.5 | 2:20:30.436 |
| 28 | 1 | 1:35.415 | 27.375 | 39.258 | 28.782 | 285.0 | 45:41.591 | 81 | 3 | 1:37.053 | 27.304 | 40.571 | 29.178 | 284.2 | 2:22:07.489 |
| 29 | 1 | 1:35.430 | 27.303 | 39.251 | 28.876 | 285.0 | 47:17.021 | 82 | 3 | 1:36.899 | 28.738 | 39.452 | 28.709 | 284.2 | 2:23:44.388 |
| 30 | 1 | 1:39.100 | 27.497 | 41.124 | 30.479 | 285.7 | 48:56.121 | 83 | 3 | 1:35.888 | 27.328 | 39.362 | 29.198 | 284.2 | 2:25:20.276 |
| 31 | 1 | 1:35.949 | 28.023 | 39.271 | 28.655 | 285.0 | 50:32.070 | 84 | 3 | 1:36.541 | 28.183 | 39.605 | 28.753 | 285.7 | 2:26:56.817 |
| 32 | 1 | 1:37.585 | 27.528 | 39.392 | 30.665 | 287.2 | 52:09.655 | 85 | 3 | 1:35.056 | 27.200 | 39.032 | 28.824 | 285.7 | 2:28:31.873 |
| 33 | 1 | 1:38.340 | 28.577 | 39.694 | 30.069 | 285.0 | 53:47.995 | 86 | 3 | 1:35.838 | 27.140 | 39.666 | 29.032 | 285.0 | 2:30:07.711 |
| 34 | 1 | 1:35.432 | 27.348 | 39.351 | 28.733 | 285.0 | 55:23.427 | 87 | 3 | 1:36.091 | 27.325 | 39.781 | 28.985 | 282.7 | 2:31:43.802 |
| 35 | 1 | 1:36.587 | 27.424 | 40.220 | 28.943 | 285.7 | 57:00.014 | 88 | 3 | 1:36.031 | 27.137 | 39.883 | 29.011 | 285.0 | 2:33:19.833 |
| 36 | 1 | 1:37.393 | 27.284 | 40.501 | 29.608 | 285.7 | 58:37.407 | 89 | 3 | 1:35.051 | 27.044 | 39.289 | 28.718 | 284.2 | 2:34:54.884 |
| 37 | 1 | 1:38.204 | 27.680 | 40.319 | 30.205 | 284.2 | 1:00:15.611 | 90 | 3 | 1:37.412 | 27.293 | 39.935 | 30.184 | 284.2 | 2:36:32.296 |
| 38 | 1 | 1:35.483 | 27.334 | 39.313 | 28.836 | 284.2 | 1:01:51.094 | 91 | 3 | 2:06.783 B | 28.567 | 41.267 | 56.949 | 277.6 | 2:38:39.079 |
| 39 | 1 | 1:35.699 | 27.333 | 39.426 | 28.940 | 285.0 | 1:03:26.793 | 92 | 2 | 4:27.301 | 2:08.435 | 1:21.403 | 57.463 | | 2:43:06.380 |
| 40 | 1 | 1:36.191 | 27.405 | 39.439 | 29.347 | 285.0 | 1:05:02.984 | 93 | 2 | 3:06.056 | 1:12.226 | 1:07.764 | 46.066 | | 2:46:12.436 |
| 41 | 1 | 1:36.751 | 27.479 | 39.701 | 29.571 | 285.7 | 1:06:39.735 | 94 | 2 | 3:13.558 | 1:02.415 | 1:12.995 | 58.148 | | 2:49:25.994 |
| 42 | 1 | 1:37.163 | 27.933 | 39.825 | 29.405 | 284.2 | 1:08:16.898 | 95 | 2 | 3:29.507 | 1:10.072 | 1:23.768 | 55.667 | | 2:52:55.501 |
| 43 | 1 | 1:36.744 | 27.591 | 40.062 | 29.091 | 285.0 | 1:09:53.642 | 96 | 2 | 2:24.358 | 44.434 | 54.121 | 45.803 | 170.6 | 2:55:19.859 |
| 44 | 1 | 1:37.108 | 27.581 | 40.100 | 29.427 | 285.0 | 1:11:30.750 | 97 | 2 | 1:34.961 | 27.674 | 38.726 | 28.561 | 279.8 | 2:56:54.820 |
| 45 | 1 | 1:36.672 | 27.676 | 39.767 | 29.229 | 287.2 | 1:13:07.422 | 98 | 2 | 1:33.972 | 27.021 | 38.594 | 28.357 | 285.7 | 2:58:28.792 |
| 46 | 1 | 1:37.675 | 28.205 | 40.151 | 29.319 | 285.0 | 1:14:45.097 | 99 | 2 | 1:34.362 | 27.161 | 38.808 | 28.393 | 285.7 | 3:00:03.154 |
| 47 | 1 | 1:36.583 | 27.753 | 39.774 | 29.056 | 285.0 | 1:16:21.680 | 100 | 2 | 1:34.427 | 27.226 | 38.770 | 28.431 | 285.7 | 3:01:37.581 |
| 48 | 1 | 1:46.235 B | 31.038 | 40.462 | 34.735 | 285.0 | 1:18:07.915 | 101 | 2 | 1:34.343 | 27.121 | 38.773 | 28.449 | 286.5 | 3:03:11.924 |
| 49 | 3 | 3:03.711 | 1:53.760 | 40.783 | 29.168 | 185.6 | 1:21:11.626 | 102 | 2 | 1:34.667 | 27.203 | 39.035 | 28.429 | 285.7 | 3:04:46.591 |
| 50 | 3 | 2:01.263 | 27.597 | 40.418 | 53.248 | 282.7 | 1:23:12.889 | 103 | 2 | 1:34.964 | 27.364 | 39.080 | 28.520 | 288.8 | 3:06:21.555 |
| 51 | 3 | 3:30.387 | 1:11.880 | 1:21.242 | 57.265 | | 1:26:43.276 | 104 | 2 | 1:35.190 | 27.251 | 39.240 | 28.699 | 287.2 | 3:07:56.745 |
| 52 | 3 | 3:24.496 | 1:12.170 | 1:21.330 | 50.996 | | 1:30:07.772 | 105 | 2 | 1:38.187 | 27.474 | 39.987 | 30.726 | 287.2 | 3:09:34.932 |
| 53 | 3 | 2:16.017 | 37.464 | 46.528 | 52.025 | 224.1 | 1:32:23.789 | 106 | 2 | 1:38.082 | 28.366 | 39.675 | 30.041 | 282.0 | 3:11:13.014 |
| 54 | 3 | 3:04.611 | 1:00.244 | 1:09.985 | 54.382 | | 1:35:28.400 | 107 | 2 | 1:35.403 | 27.767 | 38.936 | 28.700 | 283.5 | 3:12:48.417 |





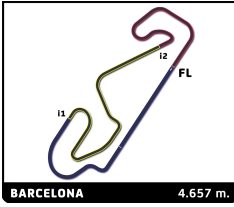
European Le Mans Series
4 Hours of Barcelona
Race

Sector Analysis

Lap under Red Flag Invalidated Lap Personal Best Session Best Crossing the pit lane

| Lap | D | Time | Sector 1 | Sector 2 | Sector 3 | T. Spd | Elapsed | Lap | D | Time | Sector 1 | Sector 2 | Sector 3 | T. Spd | Elapsed |
|--|---|-------------------|----------|----------|----------|--------|-------------|----------------------------|---|-------------------|----------|----------|----------|--------|-------------|
| 108 | 2 | 1:35.518 | 27.435 | 39.494 | 28.589 | 285.7 | 3:14:23.935 | 28 | 1 | 1:48.915 | 31.402 | 44.750 | 32.763 | 252.9 | 50:42.853 |
| 109 | 2 | 1:37.174 | 27.438 | 39.467 | 30.269 | 284.2 | 3:16:01.109 | 29 | 1 | 1:48.577 | 31.603 | 43.989 | 32.985 | 251.7 | 52:31.430 |
| 110 | 2 | 1:37.763 | 28.264 | 40.305 | 29.194 | 287.2 | 3:17:38.872 | 30 | 1 | 1:48.558 | 31.371 | 43.921 | 33.266 | 253.5 | 54:19.988 |
| 111 | 2 | 2:13.249 | 27.976 | 48.087 | 57.186 | 287.2 | 3:19:52.121 | 31 | 1 | 1:49.061 | 31.676 | 44.149 | 33.236 | 254.1 | 56:09.049 |
| 112 | 2 | 3:16.870 | 1:11.709 | 1:20.853 | 44.308 | | 3:23:08.991 | 32 | 1 | 1:48.616 | 31.684 | 44.002 | 32.930 | 253.5 | 57:57.665 |
| 113 | 2 | 1:37.962 | 29.281 | 39.432 | 29.249 | 282.7 | 3:24:46.953 | 33 | 1 | 1:49.084 | 31.511 | 44.404 | 33.169 | 252.9 | 59:46.749 |
| 114 | 2 | 1:37.094 | 27.906 | 40.301 | 28.887 | 285.0 | 3:26:24.047 | 34 | 1 | 1:55.190 B | 32.195 | 44.163 | 38.832 | 252.9 | 1:01:41.939 |
| 115 | 2 | 1:35.242 | 27.142 | 39.107 | 28.993 | 285.7 | 3:27:59.289 | 35 | 1 | 3:14.352 | 1:56.697 | 45.203 | 32.452 | 170.3 | 1:04:56.291 |
| 116 | 2 | 1:35.465 | 27.154 | 39.629 | 28.682 | 288.8 | 3:29:34.754 | 36 | 1 | 1:45.334 | 30.915 | 42.561 | 31.858 | 253.5 | 1:06:41.625 |
| 117 | 2 | 1:34.902 | 27.372 | 39.080 | 28.450 | 287.2 | 3:31:09.656 | 37 | 1 | 1:45.160 | 30.483 | 42.595 | 32.082 | 252.9 | 1:08:26.785 |
| 118 | 2 | 1:36.693 | 27.173 | 39.698 | 29.822 | 289.5 | 3:32:46.349 | 38 | 1 | 1:45.885 | 31.177 | 42.780 | 31.928 | 254.7 | 1:10:12.670 |
| 119 | 2 | 1:35.269 | 27.380 | 39.103 | 28.786 | 287.2 | 3:34:21.618 | 39 | 1 | 1:46.462 | 31.037 | 43.557 | 31.868 | 255.3 | 1:11:59.132 |
| 120 | 2 | 1:35.004 | 27.424 | 39.168 | 28.412 | 288.0 | 3:35:56.622 | 40 | 1 | 1:45.607 | 30.893 | 43.069 | 31.645 | 251.7 | 1:13:44.739 |
| 121 | 2 | 1:39.864 B | 26.861 | 39.235 | 33.768 | 287.2 | 3:37:36.486 | 41 | 1 | 1:45.706 | 31.102 | 42.983 | 31.621 | 252.9 | 1:15:30.445 |
| 122 | 2 | 2:20.046 | 1:10.807 | 39.639 | 29.600 | 193.9 | 3:39:56.532 | 42 | 1 | 1:46.013 | 30.768 | 43.020 | 32.225 | 254.1 | 1:17:16.458 |
| 123 | 2 | 1:45.755 | 28.307 | 39.868 | 37.580 | 266.0 | 3:41:42.287 | 43 | 1 | 1:47.523 | 31.074 | 44.257 | 32.192 | 255.9 | 1:19:03.981 |
| 124 | 2 | 3:30.145 | 1:11.896 | 1:20.970 | 57.279 | | 3:45:12.432 | 44 | 1 | 1:46.626 | 31.053 | 43.402 | 32.171 | 253.5 | 1:20:50.607 |
| 125 | 2 | 3:30.272 | 1:11.973 | 1:21.132 | 57.167 | | 3:48:42.704 | 45 | 1 | 1:55.182 | 30.835 | 43.607 | 40.740 | 253.5 | 1:22:45.789 |
| 126 | 2 | 3:04.590 | 58.113 | 1:19.339 | 47.138 | | 3:51:47.294 | 46 | 1 | 3:30.403 B | 1:11.592 | 1:21.078 | 57.733 | | 1:26:16.192 |
| 127 | 2 | 3:19.624 | 51.549 | 1:29.506 | 58.569 | 163.9 | 3:55:06.918 | 47 | 1 | 3:55.571 | 1:41.774 | 1:20.675 | 53.122 | | 1:30:11.763 |
| 128 | 2 | 2:35.388 | 55.255 | 1:01.266 | 38.867 | | 3:57:42.306 | 48 | 1 | 2:15.496 | 37.132 | 45.622 | 52.742 | 222.2 | 1:32:27.259 |
| 129 | 2 | 1:36.206 | 27.695 | 39.582 | 28.929 | 282.0 | 3:59:18.512 | 49 | 1 | 3:01.317 | 1:00.640 | 1:08.286 | 52.391 | | 1:35:28.576 |
| 130 | 2 | 1:36.481 | 27.931 | 39.458 | 29.092 | 286.5 | 4:00:54.993 | 50 | 1 | 1:54.441 | 35.132 | 45.547 | 33.762 | 201.9 | 1:37:23.017 |
| 50 Richard Mille AF Corse 1.Custodio TOLEDO 3.Riccardo AGOSTINI 2.Lilou WADOUX | | | | | | | | Ferrari 296 LMGT3 LMGT3 | | | | | | | |
| | | | | | | | | 1 | 1 | 1:57.064 | 40.046 | 44.920 | 32.098 | | 1:57.064 |
| 2 | 1 | 1:45.408 | 31.138 | 42.611 | 31.659 | 257.1 | 3:42.472 | | | | | | | | |
| 3 | 1 | 1:44.816 | 30.557 | 42.823 | 31.436 | 255.9 | 5:27.288 | | | | | | | | |
| 4 | 1 | 1:45.308 | 30.851 | 42.794 | 31.663 | 254.7 | 7:12.596 | | | | | | | | |
| 5 | 1 | 1:45.661 | 31.051 | 42.715 | 31.895 | 253.5 | 8:58.257 | | | | | | | | |
| 6 | 1 | 1:45.208 | 30.876 | 42.768 | 31.564 | 254.1 | 10:43.465 | | | | | | | | |
| 7 | 1 | 1:45.442 | 30.678 | 42.881 | 31.883 | 254.1 | 12:28.907 | | | | | | | | |
| 8 | 1 | 1:46.438 | 31.113 | 43.063 | 32.262 | 252.9 | 14:15.345 | | | | | | | | |
| 9 | 1 | 1:47.400 | 31.112 | 43.561 | 32.727 | 254.1 | 16:02.745 | | | | | | | | |
| 10 | 1 | 1:47.671 | 31.651 | 44.042 | 31.978 | 252.3 | 17:50.416 | | | | | | | | |
| 11 | 1 | 1:47.487 | 31.052 | 43.715 | 32.720 | 254.1 | 19:37.903 | | | | | | | | |
| 12 | 1 | 1:47.276 | 31.194 | 43.774 | 32.308 | 252.3 | 21:25.179 | | | | | | | | |
| 13 | 1 | 1:47.742 | 31.609 | 43.334 | 32.799 | 252.3 | 23:12.921 | | | | | | | | |
| 14 | 1 | 1:47.011 | 31.266 | 43.378 | 32.367 | 253.5 | 24:59.932 | | | | | | | | |
| 15 | 1 | 1:48.366 | 31.312 | 44.034 | 33.020 | 252.9 | 26:48.298 | | | | | | | | |
| 16 | 1 | 1:48.311 | 31.861 | 43.914 | 32.536 | 248.3 | 28:36.609 | | | | | | | | |
| 17 | 1 | 1:47.845 | 31.739 | 43.711 | 32.395 | 254.1 | 30:24.454 | | | | | | | | |
| 18 | 1 | 1:49.911 | 31.545 | 43.635 | 34.731 | 252.9 | 32:14.365 | | | | | | | | |
| 19 | 1 | 1:48.629 | 32.021 | 43.929 | 32.679 | 257.1 | 34:02.994 | | | | | | | | |
| 20 | 1 | 1:47.727 | 31.307 | 43.943 | 32.477 | 254.7 | 35:50.721 | | | | | | | | |
| 21 | 1 | 1:48.082 | 31.613 | 43.702 | 32.767 | 253.5 | 37:38.803 | | | | | | | | |
| 22 | 1 | 1:53.902 B | 31.316 | 44.413 | 38.173 | 254.7 | 39:32.705 | | | | | | | | |
| 23 | 1 | 2:08.741 | 50.530 | 44.168 | 34.043 | 176.2 | 41:41.446 | | | | | | | | |
| 24 | 1 | 1:48.838 | 31.933 | 43.984 | 32.921 | 251.2 | 43:30.284 | | | | | | | | |
| 25 | 1 | 1:48.364 | 31.570 | 44.015 | 32.779 | 252.9 | 45:18.648 | | | | | | | | |
| 26 | 1 | 1:47.818 | 31.367 | 43.594 | 32.857 | 252.9 | 47:06.466 | | | | | | | | |
| 27 | 1 | 1:47.472 | 31.332 | 43.525 | 32.615 | 253.5 | 48:53.938 | | | | | | | | |
| 28 | 1 | 1:48.915 | 31.402 | 44.750 | 32.763 | 252.9 | 50:42.853 | | | | | | | | |
| 29 | 1 | 1:48.577 | 31.603 | 43.989 | 32.985 | 251.7 | 52:31.430 | | | | | | | | |
| 30 | 1 | 1:48.558 | 31.371 | 43.921 | 33.266 | 253.5 | 54:19.988 | | | | | | | | |
| 31 | 1 | 1:49.061 | 31.676 | 44.149 | 33.236 | 254.1 | 56:09.049 | | | | | | | | |
| 32 | 1 | 1:48.616 | 31.684 | 44.002 | 32.930 | 253.5 | 57:57.665 | | | | | | | | |
| 33 | 1 | 1:49.084 | 31.511 | 44.404 | 33.169 | 252.9 | 59:46.749 | | | | | | | | |
| 34 | 1 | 1:55.190 B | 32.195 | 44.163 | 38.832 | 252.9 | 1:01:41.939 | | | | | | | | |
| 35 | 1 | 3:14.352 | 1:56.697 | 45.203 | 32.452 | 170.3 | 1:04:56.291 | | | | | | | | |
| 36 | 1 | 1:45.334 | 30.915 | 42.561 | 31.858 | 253.5 | 1:06:41.625 | | | | | | | | |
| 37 | 1 | 1:45.160 | 30.483 | 42.595 | 32.082 | 252.9 | 1:08:26.785 | | | | | | | | |
| 38 | 1 | 1:45.885 | 31.177 | 42.780 | 31.928 | 254.7 | 1:10:12.670 | | | | | | | | |
| 39 | 1 | 1:46.462 | 31.037 | 43.557 | 31.868 | 255.3 | 1:11:59.132 | | | | | | | | |
| 40 | 1 | 1:45.607 | 30.893 | 43.069 | 31.645 | 251.7 | 1:13:44.739 | | | | | | | | |
| 41 | 1 | 1:45.706 | 31.102 | 42.983 | 31.621 | 252.9 | 1:15:30.445 | | | | | | | | |
| 42 | 1 | 1:46.013 | 30.768 | 43.020 | 32.225 | 254.1 | 1:17:16.458 | | | | | | | | |
| 43 | 1 | 1:47.523 | 31.074 | 44.257 | 32.192 | 255.9 | 1:19:03.981 | | | | | | | | |
| 44 | 1 | 1:46.626 | 31.053 | 43.402 | 32.171 | 253.5 | 1:20:50.607 | | | | | | | | |
| 45 | 1 | 1:55.182 | 30.835 | 43.607 | 40.740 | 253.5 | 1:22:45.789 | | | | | | | | |
| 46 | 1 | 3:30.403 B | 1:11.592 | 1:21.078 | 57.733 | | 1:26:16.192 | | | | | | | | |
| 47 | 1 | 3:55.571 | 1:41.774 | 1:20.675 | 53.122 | | 1:30:11.763 | | | | | | | | |
| 48 | 1 | 2:15.496 | 37.132 | 45.622 | 52.742 | 222.2 | 1:32:27.259 | | | | | | | | |
| 49 | 1 | 3:01.317 | 1:00.640 | 1:08.286 | 52.391 | | 1:35:28.576 | | | | | | | | |
| 50 | 1 | 1:54.441 | 35.132 | 45.547 | 33.762 | 201.9 | 1:37:23.017 | | | | | | | | |
| 51 | 1 | 1:57.146 | 32.899 | 45.228 | 39.019 | 241.6 | 1:39:20.163 | | | | | | | | |
| 52 | 1 | 2:08.085 | 44.345 | 45.573 | 38.167 | 148.8 | 1:41:28.248 | | | | | | | | |
| 53 | 1 | 1:48.103 | 31.651 | 43.656 | 32.796 | 257.8 | 1:43:16.351 | | | | | | | | |
| 54 | 1 | 1:49.039 | 31.743 | 44.144 | 33.152 | 257.8 | 1:45:05.390 | | | | | | | | |
| 55 | 1 | 1:48.682 | 31.868 | 44.022 | 32.792 | 258.4 | 1:46:54.072 | | | | | | | | |
| 56 | 1 | 1:48.722 | 31.585 | 44.613 | 32.524 | 253.5 | 1:48:42.794 | | | | | | | | |
| 57 | 1 | 1:47.558 | 31.356 | 43.770 | 32.432 | 254.1 | 1:50:30.352 | | | | | | | | |
| 58 | 1 | 1:48.397 | 31.611 | 44.107 | 32.679 | 253.5 | 1:52:18.749 | | | | | | | | |
| 59 | 1 | 1:48.493 | 31.786 | 43.943 | 32.764 | 255.3 | 1:54:07.242 | | | | | | | | |
| 60 | 1 | 2:01.253 | 32.629 | 43.899 | 44.725 | 254.7 | 1:56:08.495 | | | | | | | | |
| 61 | 1 | 1:49.599 | 32.042 | 44.386 | 33.171 | 251.2 | 1:57:58.094 | | | | | | | | |
| 62 | 1 | 1:49.216 | 31.771 | 44.299 | 33.146 | 250.6 | 1:59:47.310 | | | | | | | | |
| 63 | 1 | 1:48.836 | 31.708 | 44.159 | 32.969 | 252.3 | 2:01:36.146 | | | | | | | | |
| 64 | 1 | 1:50.568 | 31.922 | 44.404 | 34.242 | 248.8 | 2:03:26.714 | | | | | | | | |
| 65 | 1 | 1:55.873 B | 32.335 | 45.163 | 38.375 | 253.5 | 2:05:22.587 | | | | | | | | |
| 66 | 2 | 2:50.176 | 1:34.568 | 43.407 | 32.201 | 172.0 | 2:08:12.763 | | | | | | | | |
| 67 | 2 | 1:45.489 | 31.010 | 42.758 | 31.721 | 251.7 | 2:09:58.252 | | | | | | | | |
| 68 | 2 | 1:44.343 | 30.670 | 42.521 | 31.152 | 252.3 | 2:11:42.595 | | | | | | | | |
| 69 | 2 | 1:43.653 | 30.245 | 42.342 | 31.066 | 252.3 | 2:13:26.248 | | | | | | | | |
| 70 | 2 | 1:44.610 | 30.310 | 42.850 | 31.450 | 253.5 | 2:15:10.858 | | | | | | | | |
| 71 | 2 | 1:44.539 | 30.789 | 42.426 | 31.324 | 253.5 | 2:16:55.397 | | | | | | | | |
| 72 | 2 | 1:45.264 | 30.477 | 42.495 | 32.292 | 252.9 | 2:18:40.661 | | | | | | | | |
| 73 | 2 | 1:44.389 | 30.351 | 42.572 | 31.466 | 254.7 | 2:20:25.050 | | | | | | | | |
| 74 | 2 | 1:45.594 | 30.279 | 43.034 | 32.281 | 254.1 | 2:22:10.644 | | | | | | | | |
| 75 | 2 | 1:45.597 | 30.465 | 43.099 | 32.033 | 253.5 | 2:23:56.241 | | | | | | | | |
| 76 | 2 | 1:45.842 | 30.657 | 43.042 | 32.143 | 253.5 | 2:25:42.083 | | | | | | | | |
| 77 | 2 | 1:48.073 | 31.176 | 43.849 | 33.048 | 255.3 | 2:27:30.156 | | | | | | | | |
| 78 | 2 | 1:47.146 | 30.868 | 43.540 | 32.738 | 255.9 | 2:29:17.302 | | | | | | | | |
| 79 | 2 | 1:47.882 | 30.927 | 43.805 | 33.150 | 255.3 | 2:31:05.184 | | | | | | | | |
| 80 | 2 | 1:47.445 | 31.369 | 43.306 | 32.770 | 254.1 | 2:32:52.629 | | | | | | | | |





European Le Mans Series
4 Hours of Barcelona
Race

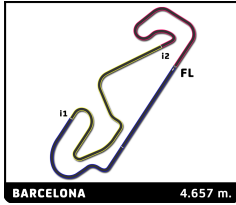
Sector Analysis

Lap under Red Flag Invalidated Lap Personal Best Session Best Crossing the pit lane

| Lap | D | Time | Sector 1 | Sector 2 | Sector 3 | T. Spd | Elapsed | Lap | D | Time | Sector 1 | Sector 2 | Sector 3 | T. Spd | Elapsed |
|-----|---|-------------------|----------|----------|----------|--------|-------------|-----|---|-------------------|----------|----------|----------|--------|-------------|
| 81 | 2 | 1:46.995 | 30.921 | 43.697 | 32.377 | 254.7 | 2:34:39.624 | 10 | 1 | 1:47.581 | 31.387 | 43.921 | 32.273 | 252.9 | 18:02.522 |
| 82 | 2 | 1:47.486 | 31.027 | 43.971 | 32.488 | 257.1 | 2:36:27.110 | 11 | 1 | 1:46.189 | 30.782 | 43.108 | 32.299 | 255.9 | 19:48.711 |
| 83 | 2 | 2:12.240 | 31.171 | 44.446 | 56.623 | 251.2 | 2:38:39.350 | 12 | 1 | 1:46.911 | 31.181 | 43.599 | 32.131 | 254.7 | 21:35.622 |
| 84 | 2 | 3:28.387 B | 1:11.389 | 1:20.298 | 56.700 | | 2:42:07.737 | 13 | 1 | 1:46.776 | 31.121 | 43.553 | 32.102 | 253.5 | 23:22.398 |
| 85 | 2 | 3:39.158 | 1:43.291 | 1:19.830 | 36.037 | | 2:45:46.895 | 14 | 1 | 1:47.289 | 31.136 | 43.774 | 32.379 | 254.7 | 25:09.687 |
| 86 | 2 | 1:54.440 | 36.883 | 44.620 | 32.937 | 188.8 | 2:47:41.335 | 15 | 1 | 1:47.652 | 31.044 | 43.745 | 32.863 | 255.3 | 26:57.339 |
| 87 | 2 | 2:16.879 | 31.276 | 47.897 | 57.706 | 250.0 | 2:49:58.214 | 16 | 1 | 1:47.289 | 30.995 | 44.197 | 32.097 | 256.5 | 28:44.628 |
| 88 | 2 | 3:23.426 | 1:05.445 | 1:19.471 | 58.510 | | 2:53:21.640 | 17 | 1 | 1:48.119 | 31.101 | 43.696 | 33.322 | 255.9 | 30:32.747 |
| 89 | 2 | 2:13.659 | 42.649 | 51.517 | 39.493 | 132.7 | 2:55:35.299 | 18 | 1 | 1:47.416 | 31.245 | 43.531 | 32.640 | 256.5 | 32:20.163 |
| 90 | 2 | 1:47.422 | 31.040 | 43.945 | 32.437 | 253.5 | 2:57:22.721 | 19 | 1 | 1:47.644 | 31.368 | 43.707 | 32.569 | 255.9 | 34:07.807 |
| 91 | 2 | 1:47.431 | 31.570 | 43.282 | 32.579 | 256.5 | 2:59:10.152 | 20 | 1 | 1:47.154 | 31.268 | 43.484 | 32.402 | 254.1 | 35:54.961 |
| 92 | 2 | 1:47.462 | 31.154 | 43.853 | 32.455 | 254.7 | 3:00:57.614 | 21 | 1 | 1:47.901 | 31.455 | 43.626 | 32.820 | 254.7 | 37:42.862 |
| 93 | 2 | 1:46.007 | 30.901 | 42.954 | 32.155 | 253.5 | 3:02:43.621 | 22 | 1 | 1:47.574 | 31.392 | 43.294 | 32.888 | 254.7 | 39:30.436 |
| 94 | 2 | 1:52.269 B | 30.952 | 43.726 | 37.591 | 253.5 | 3:04:35.890 | 23 | 1 | 1:48.760 | 31.881 | 44.086 | 32.793 | 254.7 | 41:19.196 |
| 95 | 3 | 2:47.279 | 1:33.470 | 42.860 | 30.949 | 171.4 | 3:07:23.169 | 24 | 1 | 1:49.160 | 32.172 | 43.945 | 33.043 | 255.3 | 43:08.356 |
| 96 | 3 | 1:42.996 | 30.371 | 41.836 | 30.789 | 251.2 | 3:09:06.165 | 25 | 1 | 1:48.937 | 31.747 | 43.826 | 33.364 | 256.5 | 44:57.293 |
| 97 | 3 | 1:43.644 | 30.713 | 41.977 | 30.954 | 252.9 | 3:10:49.809 | 26 | 1 | 1:48.920 | 31.421 | 44.243 | 33.256 | 255.3 | 46:46.213 |
| 98 | 3 | 1:43.273 | 30.265 | 41.931 | 31.077 | 251.2 | 3:12:33.082 | 27 | 1 | 1:47.561 | 31.515 | 43.747 | 32.299 | 254.1 | 48:33.774 |
| 99 | 3 | 1:43.101 | 30.283 | 41.974 | 30.844 | 252.9 | 3:14:16.183 | 28 | 1 | 1:49.750 | 32.103 | 44.739 | 32.908 | 253.5 | 50:23.524 |
| 100 | 3 | 1:43.922 | 30.364 | 42.082 | 31.476 | 251.7 | 3:16:00.105 | 29 | 1 | 1:48.133 | 31.570 | 43.641 | 32.922 | 254.7 | 52:11.657 |
| 101 | 3 | 1:49.150 | 31.493 | 44.189 | 33.468 | 252.3 | 3:17:49.255 | 30 | 1 | 1:48.762 | 31.440 | 43.908 | 33.414 | 257.8 | 54:00.419 |
| 102 | 3 | 2:31.448 | 30.889 | 1:04.220 | 56.339 | 255.3 | 3:20:20.703 | 31 | 1 | 1:50.057 | 31.651 | 44.307 | 34.099 | 254.7 | 55:50.476 |
| 103 | 3 | 3:05.897 | 1:11.655 | 1:20.522 | 33.720 | | 3:23:26.600 | 32 | 1 | 1:47.738 | 31.395 | 43.724 | 32.619 | 252.9 | 57:38.214 |
| 104 | 3 | 1:44.930 | 30.986 | 42.465 | 31.479 | 254.1 | 3:25:11.530 | 33 | 1 | 1:48.423 | 31.621 | 43.896 | 32.906 | 252.9 | 59:26.637 |
| 105 | 3 | 1:44.183 | 30.721 | 42.242 | 31.220 | 254.7 | 3:26:55.713 | 34 | 1 | 1:53.575 B | 31.453 | 43.598 | 38.524 | 254.1 | 1:01:20.212 |
| 106 | 3 | 1:44.146 | 30.503 | 42.199 | 31.444 | 254.7 | 3:28:39.859 | 35 | 1 | 3:18.086 | 1:59.355 | 45.394 | 33.337 | 160.2 | 1:04:38.298 |
| 107 | 3 | 1:44.233 | 30.473 | 42.600 | 31.160 | 255.3 | 3:30:24.092 | 36 | 1 | 1:46.367 | 31.134 | 43.398 | 31.835 | 252.9 | 1:06:24.665 |
| 108 | 3 | 1:45.307 | 30.541 | 43.448 | 31.318 | 255.9 | 3:32:09.399 | 37 | 1 | 1:45.879 | 31.132 | 43.031 | 31.716 | 251.7 | 1:08:10.544 |
| 109 | 3 | 1:44.978 | 30.897 | 42.602 | 31.479 | 256.5 | 3:33:54.377 | 38 | 1 | 1:46.406 | 31.063 | 43.371 | 31.972 | 251.2 | 1:09:56.950 |
| 110 | 3 | 1:44.562 | 30.634 | 42.590 | 31.338 | 254.7 | 3:35:38.939 | 39 | 1 | 1:47.029 | 31.090 | 43.881 | 32.058 | 251.2 | 1:11:43.979 |
| 111 | 3 | 1:45.640 | 30.709 | 43.213 | 31.718 | 254.7 | 3:37:24.579 | 40 | 1 | 1:46.672 | 31.033 | 43.571 | 32.068 | 252.9 | 1:13:30.651 |
| 112 | 3 | 1:45.846 | 30.818 | 42.937 | 32.091 | 254.1 | 3:39:10.425 | 41 | 1 | 1:47.282 | 31.116 | 43.905 | 32.261 | 252.3 | 1:15:17.933 |
| 113 | 3 | 1:45.462 | 30.790 | 43.145 | 31.527 | 254.7 | 3:40:55.887 | 42 | 1 | 1:47.354 | 31.190 | 43.808 | 32.356 | 252.3 | 1:17:05.287 |
| 114 | 3 | 2:44.556 | 30.674 | 1:17.563 | 56.319 | 252.3 | 3:43:40.443 | 43 | 1 | 1:46.589 | 31.104 | 43.345 | 32.140 | 251.7 | 1:18:51.876 |
| 115 | 3 | 3:27.866 | 1:11.279 | 1:20.271 | 56.316 | | 3:47:08.309 | 44 | 1 | 1:48.585 | 31.498 | 44.133 | 32.954 | 253.5 | 1:20:40.461 |
| 116 | 3 | 2:51.508 | 1:11.227 | 1:08.121 | 32.160 | | 3:49:59.817 | 45 | 1 | 1:47.855 | 31.328 | 43.902 | 32.625 | 252.9 | 1:22:28.316 |
| 117 | 3 | 2:14.185 | 31.354 | 54.149 | 48.682 | 251.2 | 3:52:14.002 | 46 | 1 | 3:25.284 B | 1:09.853 | 1:20.408 | 55.023 | | 1:25:53.600 |
| 118 | 3 | 3:17.072 | 49.802 | 1:28.868 | 58.402 | 166.2 | 3:55:31.074 | 47 | 1 | 3:53.045 | 1:34.343 | 1:21.314 | 57.388 | | 1:29:46.645 |
| 119 | 3 | 2:28.854 | 53.569 | 58.964 | 36.321 | | 3:57:59.928 | 48 | 1 | 2:27.504 | 41.834 | 54.533 | 51.137 | 158.1 | 1:32:14.149 |
| 120 | 3 | 1:45.817 | 31.006 | 43.133 | 31.678 | 258.4 | 3:59:45.745 | 49 | 1 | 3:08.645 | 1:02.458 | 1:11.202 | 54.985 | | 1:35:22.794 |
| 121 | 3 | 4:44.849 | 30.529 | 42.738 | 31.582 | 254.1 | 4:01:30.594 | 50 | 1 | 1:54.954 | 35.311 | 45.304 | 34.339 | 203.8 | 1:37:17.748 |
| | | | | | | | | 51 | 1 | 1:57.686 | 33.503 | 45.524 | 38.659 | 224.5 | 1:39:15.434 |
| | | | | | | | | 52 | 1 | 2:10.284 | 44.642 | 47.443 | 38.199 | | 1:41:25.718 |
| | | | | | | | | 53 | 1 | 1:49.574 | 31.884 | 44.589 | 33.101 | 252.3 | 1:43:15.292 |
| | | | | | | | | 54 | 1 | 1:49.682 | 32.659 | 43.972 | 33.051 | 254.7 | 1:45:04.974 |
| | | | | | | | | 55 | 1 | 1:47.632 | 31.470 | 43.655 | 32.507 | 255.3 | 1:46:52.606 |
| | | | | | | | | 56 | 1 | 1:47.721 | 31.479 | 43.648 | 32.594 | 255.3 | 1:48:40.327 |
| | | | | | | | | 57 | 1 | 1:47.315 | 31.501 | 43.467 | 32.347 | 253.5 | 1:50:27.642 |
| | | | | | | | | 58 | 1 | 1:49.003 | 31.621 | 44.047 | 33.335 | 252.9 | 1:52:16.645 |
| | | | | | | | | 59 | 1 | 4:51.466 | 31.464 | 46.426 | 33.876 | 253.5 | 1:54:08.111 |
| | | | | | | | | 60 | 1 | 1:51.364 | 32.142 | 43.915 | 35.307 | 253.5 | 1:55:59.475 |
| | | | | | | | | 61 | 1 | 1:48.455 | 31.304 | 44.152 | 32.999 | 254.7 | 1:57:47.930 |
| | | | | | | | | 62 | 1 | 1:47.700 | 31.245 | 43.949 | 32.506 | 252.3 | 1:59:35.630 |

| | | | | | | | |
|-----------|------------------------|-------------------|--------|--------|--------|-------|-----------|
| 51 | AF Corse | Ferrari 296 LMGT3 | | | | | |
| | 1.Charles-Henri SAMANI | 3.Davide RIGON | LMGT3 | | | | |
| | 2.Conrad LAURSEN | | | | | | |
| 1 | 1 | 2:01.230 | 42.008 | 47.077 | 32.145 | | 2:01.230 |
| 2 | 1 | 1:46.684 | 31.416 | 43.338 | 31.930 | 254.7 | 3:47.914 |
| 3 | 1 | 1:46.098 | 31.374 | 43.035 | 31.689 | 254.1 | 5:34.012 |
| 4 | 1 | 1:46.002 | 31.116 | 43.011 | 31.875 | 254.1 | 7:20.014 |
| 5 | 1 | 1:46.128 | 31.038 | 43.164 | 31.926 | 254.7 | 9:06.142 |
| 6 | 1 | 1:46.107 | 30.888 | 43.066 | 32.153 | 253.5 | 10:52.249 |
| 7 | 1 | 1:47.587 | 31.456 | 44.054 | 32.077 | 253.5 | 12:39.836 |
| 8 | 1 | 1:47.615 | 30.918 | 44.432 | 32.265 | 255.9 | 14:27.451 |
| 9 | 1 | 1:47.490 | 31.260 | 43.801 | 32.429 | 254.1 | 16:14.941 |





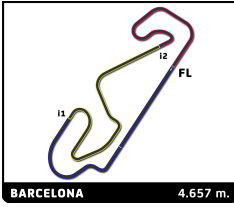
European Le Mans Series
4 Hours of Barcelona
Race

Sector Analysis

Lap under Red Flag Invalidated Lap Personal Best Session Best Crossing the pit lane

| Lap | D | Time | Sector 1 | Sector 2 | Sector 3 | T. Spd | Elapsed | Lap | D | Time | Sector 1 | Sector 2 | Sector 3 | T. Spd | Elapsed |
|-----|---|----------|------------|----------|----------|--------|-------------|--|---|----------|----------|----------|----------|--------|-------------|
| 63 | 1 | 1:49.499 | 31.849 | 44.325 | 33.325 | 252.9 | 2:01:25.129 | 116 | 3 | 3:00.684 | 1:12.115 | 1:15.851 | 32.718 | | 3:49:56.988 |
| 64 | 1 | 1:51.748 | 31.743 | 43.900 | 36.105 | 252.9 | 2:03:16.877 | 117 | 3 | 2:16.226 | 33.239 | 54.646 | 48.341 | 187.2 | 3:52:13.214 |
| 65 | 1 | 1:49.346 | 31.786 | 44.435 | 33.125 | 252.9 | 2:05:06.223 | 118 | 3 | 3:16.945 | 50.190 | 1:28.181 | 58.574 | 163.1 | 3:55:30.159 |
| 66 | 1 | 1:50.969 | 31.537 | 45.700 | 33.732 | 252.9 | 2:06:57.192 | 119 | 3 | 2:29.437 | 53.639 | 59.224 | 36.574 | | 3:57:59.596 |
| 67 | 1 | 1:55.484 | B 31.632 | 44.706 | 39.146 | 251.7 | 2:08:52.676 | 120 | 3 | 1:45.045 | 30.953 | 42.691 | 31.401 | 255.9 | 3:59:44.641 |
| 68 | 2 | 2:53.002 | 1:38.899 | 42.964 | 31.139 | 173.6 | 2:11:45.678 | 121 | 3 | 1:45.005 | 30.599 | 42.644 | 31.762 | 255.9 | 4:01:29.646 |
| 69 | 2 | 1:45.282 | 30.683 | 43.235 | 31.364 | 253.5 | 2:13:30.960 | 55 Spirit of Race Ferrari 296 LMGT3 | | | | | | | |
| 70 | 2 | 1:42.989 | 30.126 | 42.171 | 30.692 | 253.5 | 2:15:13.949 | 1.Duncan CAMERON 3.Matthew GRIFFIN LMGT3 | | | | | | | |
| 71 | 2 | 1:43.303 | 30.168 | 42.100 | 31.035 | 253.5 | 2:16:57.252 | 2.David PEREL | | | | | | | |
| 72 | 2 | 1:44.110 | 30.289 | 42.433 | 31.388 | 252.9 | 2:18:41.362 | 1 | 1 | 1:59.358 | 40.947 | 46.420 | 31.991 | | 1:59.358 |
| 73 | 2 | 1:44.349 | 30.345 | 42.688 | 31.316 | 254.7 | 2:20:25.711 | 2 | 1 | 1:45.979 | 31.024 | 43.092 | 31.863 | 257.8 | 3:45.337 |
| 74 | 2 | 1:45.314 | 30.474 | 42.352 | 32.488 | 255.9 | 2:22:11.025 | 3 | 1 | 1:45.574 | 30.902 | 42.835 | 31.837 | 256.5 | 5:30.911 |
| 75 | 2 | 1:45.743 | 30.730 | 43.123 | 31.890 | 255.9 | 2:23:56.768 | 4 | 1 | 1:45.889 | 30.971 | 43.029 | 31.889 | 256.5 | 7:16.800 |
| 76 | 2 | 1:46.234 | 30.626 | 43.301 | 32.307 | 254.7 | 2:25:43.002 | 5 | 1 | 1:45.892 | 30.918 | 43.099 | 31.875 | 257.1 | 9:02.692 |
| 77 | 2 | 1:46.459 | 30.813 | 43.522 | 32.124 | 254.7 | 2:27:29.461 | 6 | 1 | 1:45.763 | 30.875 | 43.121 | 31.767 | 256.5 | 10:48.455 |
| 78 | 2 | 1:45.789 | 31.040 | 43.015 | 31.734 | 257.1 | 2:29:15.250 | 7 | 1 | 1:45.989 | 30.670 | 43.209 | 32.110 | 255.9 | 12:34.444 |
| 79 | 2 | 1:46.034 | 31.162 | 43.233 | 31.639 | 252.3 | 2:31:01.284 | 8 | 1 | 1:47.316 | 30.949 | 43.590 | 32.777 | 257.1 | 14:21.760 |
| 80 | 2 | 1:45.935 | 30.744 | 42.922 | 32.269 | 252.3 | 2:32:47.219 | 9 | 1 | 1:47.999 | 31.836 | 43.771 | 32.392 | 254.7 | 16:09.759 |
| 81 | 2 | 1:46.886 | 31.346 | 43.367 | 32.173 | 252.9 | 2:34:34.105 | 10 | 1 | 1:46.959 | 31.102 | 43.675 | 32.182 | 255.9 | 17:56.718 |
| 82 | 2 | 1:45.676 | 30.735 | 42.940 | 32.001 | 254.1 | 2:36:19.781 | 11 | 1 | 1:47.386 | 31.053 | 44.112 | 32.221 | 257.1 | 19:44.104 |
| 83 | 2 | 2:05.708 | 30.998 | 42.982 | 51.728 | 251.7 | 2:38:25.489 | 12 | 1 | 1:48.238 | 31.426 | 44.037 | 32.775 | 257.1 | 21:32.342 |
| 84 | 2 | 3:27.810 | B 1:11.112 | 1:19.969 | 56.729 | | 2:41:53.299 | 13 | 1 | 1:47.908 | 31.297 | 43.762 | 32.849 | 256.5 | 23:20.250 |
| 85 | 2 | 3:56.928 | 2:00.291 | 1:20.211 | 36.426 | | 2:45:50.227 | 14 | 1 | 1:48.025 | 31.601 | 43.616 | 32.808 | 257.1 | 25:08.275 |
| 86 | 2 | 1:54.640 | 36.023 | 45.310 | 33.307 | 180.6 | 2:47:44.867 | 15 | 1 | 1:47.577 | 31.250 | 43.732 | 32.595 | 256.5 | 26:55.852 |
| 87 | 2 | 2:15.667 | 31.735 | 45.718 | 58.214 | 237.4 | 2:50:00.534 | 16 | 1 | 1:47.560 | 31.209 | 43.944 | 32.407 | 257.8 | 28:43.412 |
| 88 | 2 | 3:22.905 | 1:05.143 | 1:19.305 | 58.457 | | 2:53:23.439 | 17 | 1 | 1:48.595 | 31.171 | 43.921 | 33.503 | 257.1 | 30:32.007 |
| 89 | 2 | 2:12.693 | 42.488 | 51.259 | 38.946 | 147.1 | 2:55:36.132 | 18 | 1 | 1:47.726 | 31.210 | 44.002 | 32.514 | 256.5 | 32:19.733 |
| 90 | 2 | 1:45.890 | 30.863 | 43.499 | 31.528 | 256.5 | 2:57:22.022 | 19 | 1 | 1:49.060 | 31.076 | 43.959 | 34.025 | 255.9 | 34:08.793 |
| 91 | 2 | 1:43.301 | 30.250 | 42.105 | 30.946 | 255.9 | 2:59:05.323 | 20 | 1 | 1:48.138 | 31.418 | 43.970 | 32.750 | 254.7 | 35:56.931 |
| 92 | 2 | 1:43.862 | 30.276 | 42.201 | 31.385 | 254.1 | 3:00:49.185 | 21 | 1 | 1:47.831 | 31.190 | 43.877 | 32.764 | 255.3 | 37:44.762 |
| 93 | 2 | 1:44.279 | 30.476 | 42.465 | 31.338 | 255.3 | 3:02:33.464 | 22 | 1 | 1:49.578 | 31.458 | 44.827 | 33.293 | 254.7 | 39:34.340 |
| 94 | 2 | 1:44.808 | 30.529 | 42.553 | 31.726 | 258.4 | 3:04:18.272 | 23 | 1 | 1:49.493 | 32.429 | 43.973 | 33.091 | 253.5 | 41:23.833 |
| 95 | 2 | 1:44.850 | 30.464 | 42.733 | 31.653 | 257.8 | 3:06:03.122 | 24 | 1 | 1:48.294 | 31.346 | 44.043 | 32.905 | 254.7 | 43:12.127 |
| 96 | 2 | 1:45.235 | 30.603 | 42.841 | 31.791 | 256.5 | 3:07:48.357 | 25 | 1 | 1:48.458 | 31.397 | 44.312 | 32.749 | 255.3 | 45:00.585 |
| 97 | 2 | 1:46.633 | 31.506 | 42.840 | 32.287 | 255.9 | 3:09:34.990 | 26 | 1 | 1:48.604 | 31.516 | 44.018 | 33.070 | 255.3 | 46:49.189 |
| 98 | 2 | 1:47.456 | 31.643 | 44.000 | 31.813 | 254.1 | 3:11:22.446 | 27 | 1 | 1:49.875 | 32.016 | 44.696 | 33.163 | 255.9 | 48:39.064 |
| 99 | 2 | 1:46.658 | 31.268 | 43.158 | 32.232 | 255.9 | 3:13:09.104 | 28 | 1 | 1:49.185 | 31.739 | 44.316 | 33.130 | 254.1 | 50:28.249 |
| 100 | 2 | 1:50.505 | B 30.714 | 43.210 | 36.581 | 254.7 | 3:14:59.609 | 29 | 1 | 1:49.272 | 31.820 | 44.239 | 33.213 | 253.5 | 52:17.521 |
| 101 | 3 | 2:47.171 | 1:31.568 | 44.226 | 31.377 | 173.6 | 3:17:46.780 | 30 | 1 | 1:48.951 | 31.569 | 44.373 | 33.009 | 255.3 | 54:06.472 |
| 102 | 3 | 2:29.983 | 31.138 | 1:02.195 | 56.650 | 252.9 | 3:20:16.763 | 31 | 1 | 1:48.913 | 31.374 | 44.338 | 33.201 | 255.3 | 55:55.385 |
| 103 | 3 | 3:07.249 | 1:11.563 | 1:20.920 | 34.766 | | 3:23:24.012 | 32 | 1 | 1:49.645 | 31.686 | 44.443 | 33.516 | 255.3 | 57:45.030 |
| 104 | 3 | 1:43.875 | 30.349 | 42.302 | 31.224 | 252.9 | 3:25:07.887 | 33 | 1 | 1:50.017 | 31.883 | 44.775 | 33.359 | 254.1 | 59:35.047 |
| 105 | 3 | 1:43.547 | 30.572 | 41.987 | 30.988 | 253.5 | 3:26:51.434 | 34 | 1 | 1:56.511 | B 32.062 | 44.844 | 39.605 | 254.1 | 1:01:31.558 |
| 106 | 3 | 1:43.274 | 30.079 | 42.032 | 31.163 | 254.1 | 3:28:34.708 | 35 | 1 | 3:13.869 | 1:55.794 | 44.694 | 33.381 | 171.7 | 1:04:45.427 |
| 107 | 3 | 1:43.851 | 30.526 | 42.255 | 31.070 | 254.7 | 3:30:18.559 | 36 | 1 | 1:47.176 | 31.342 | 43.583 | 32.251 | 252.9 | 1:06:32.603 |
| 108 | 3 | 1:43.587 | 30.297 | 42.124 | 31.166 | 254.1 | 3:32:02.146 | 37 | 1 | 1:47.048 | 31.249 | 43.440 | 32.359 | 251.2 | 1:08:19.651 |
| 109 | 3 | 1:43.974 | 30.310 | 42.196 | 31.468 | 254.1 | 3:33:46.120 | 38 | 1 | 1:47.438 | 31.230 | 43.696 | 32.512 | 251.2 | 1:10:07.089 |
| 110 | 3 | 1:44.359 | 30.439 | 42.571 | 31.349 | 253.5 | 3:35:30.479 | 39 | 1 | 1:47.208 | 31.271 | 43.757 | 32.180 | 251.7 | 1:11:54.297 |
| 111 | 3 | 1:44.678 | 30.407 | 42.808 | 31.463 | 254.1 | 3:37:15.157 | 40 | 1 | 1:47.236 | 31.188 | 43.319 | 32.729 | 252.9 | 1:13:41.533 |
| 112 | 3 | 1:45.449 | 30.612 | 42.789 | 32.048 | 252.9 | 3:39:00.606 | 41 | 1 | 1:47.193 | 31.297 | 43.764 | 32.132 | 252.9 | 1:15:28.726 |
| 113 | 3 | 1:46.346 | 31.402 | 43.064 | 31.880 | 254.7 | 3:40:46.952 | 42 | 1 | 1:47.322 | 31.425 | 43.516 | 32.381 | 252.9 | 1:17:16.048 |
| 114 | 3 | 2:38.369 | 30.815 | 1:11.160 | 56.394 | 253.5 | 3:43:25.321 | 43 | 1 | 1:48.750 | 31.053 | 44.458 | 33.239 | 252.3 | 1:19:04.798 |
| 115 | 3 | 3:30.983 | 1:11.691 | 1:21.995 | 57.297 | | 3:46:56.304 | 44 | 1 | 1:46.924 | 31.053 | 43.400 | 32.471 | 255.3 | 1:20:51.722 |





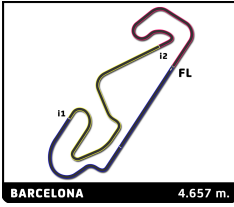
European Le Mans Series
4 Hours of Barcelona
Race

Sector Analysis

Lap under Red Flag Invalidated Lap Personal Best Session Best Crossing the pit lane

| Lap | D | Time | Sector 1 | Sector 2 | Sector 3 | T. Spd | Elapsed | Lap | D | Time | Sector 1 | Sector 2 | Sector 3 | T. Spd | Elapsed | | | | | | |
|-----|---|----------|----------|----------|----------|--------|-------------|--|---|----------|----------|----------|----------|--------|-------------|---|----------|--------|--------|--------|----------|
| 45 | 1 | 2:01.151 | 32.082 | 43.961 | 45.108 | 254.1 | 1:22:52.873 | 98 | 2 | 1:53.945 | 32.029 | 44.556 | 37.360 | 255.9 | 3:11:27.760 | | | | | | |
| 46 | 1 | 3:29.029 | 1:11.198 | 1:20.409 | 57.422 | | 1:26:21.902 | 99 | 3 | 2:40.613 | 1:25.208 | 43.723 | 31.682 | 171.2 | 3:14:08.373 | | | | | | |
| 47 | 1 | 4:09.093 | 2:19.310 | 1:14.376 | 35.407 | | 1:30:30.995 | 100 | 3 | 1:44.013 | 30.424 | 42.267 | 31.322 | 251.7 | 3:15:52.386 | | | | | | |
| 48 | 1 | 2:03.410 | 32.263 | 43.889 | 47.258 | 248.3 | 1:32:34.405 | 101 | 3 | 1:44.495 | 30.318 | 42.258 | 31.919 | 252.9 | 3:17:36.881 | | | | | | |
| 49 | 1 | 2:55.554 | 1:01.011 | 1:05.772 | 48.771 | | 1:35:29.959 | 102 | 3 | 2:19.088 | 30.635 | 51.902 | 56.551 | 252.3 | 3:19:55.969 | | | | | | |
| 50 | 1 | 1:55.819 | 35.465 | 46.436 | 33.918 | 203.4 | 1:37:25.778 | 103 | 3 | 3:15.158 | 1:11.334 | 1:20.361 | 43.463 | | 3:23:11.127 | | | | | | |
| 51 | 1 | 1:55.938 | 32.415 | 44.525 | 38.998 | 246.6 | 1:39:21.716 | 104 | 3 | 1:43.983 | 30.744 | 42.055 | 31.184 | 253.5 | 3:24:55.110 | | | | | | |
| 52 | 1 | 2:06.887 | 43.536 | 45.067 | 38.284 | 186.5 | 1:41:28.603 | 105 | 3 | 1:43.879 | 30.303 | 42.145 | 31.431 | 254.1 | 3:26:38.989 | | | | | | |
| 53 | 1 | 1:48.985 | 32.101 | 43.839 | 33.045 | 258.4 | 1:43:17.588 | 106 | 3 | 1:44.661 | 30.605 | 42.457 | 31.599 | 254.7 | 3:28:23.650 | | | | | | |
| 54 | 1 | 1:48.207 | 30.905 | 44.550 | 32.752 | 256.5 | 1:45:05.795 | 107 | 3 | 1:44.081 | 30.310 | 42.333 | 31.438 | 255.3 | 3:30:07.731 | | | | | | |
| 55 | 1 | 1:48.555 | 31.638 | 44.261 | 32.656 | 257.8 | 1:46:54.350 | 108 | 3 | 1:44.824 | 30.454 | 42.519 | 31.851 | 255.3 | 3:31:52.555 | | | | | | |
| 56 | 1 | 1:47.310 | 31.433 | 43.922 | 31.955 | 257.8 | 1:48:41.660 | 109 | 3 | 1:44.535 | 30.421 | 42.596 | 31.518 | 254.1 | 3:33:37.090 | | | | | | |
| 57 | 1 | 1:46.600 | 30.725 | 43.300 | 32.575 | 254.7 | 1:50:28.260 | 110 | 3 | 1:45.407 | 30.543 | 42.712 | 32.152 | 253.5 | 3:35:22.497 | | | | | | |
| 58 | 1 | 1:48.751 | 31.235 | 44.115 | 33.401 | 255.3 | 1:52:17.011 | 111 | 3 | 1:47.219 | 31.576 | 43.705 | 31.938 | 253.5 | 3:37:09.716 | | | | | | |
| 59 | 1 | 1:49.031 | 31.382 | 45.156 | 32.493 | 257.1 | 1:54:06.042 | 112 | 3 | 1:45.334 | 30.686 | 42.887 | 31.764 | 254.7 | 3:38:55.050 | | | | | | |
| 60 | 1 | 1:48.712 | 31.533 | 44.623 | 32.556 | 254.1 | 1:55:54.754 | 113 | 3 | 1:46.878 | 30.936 | 43.876 | 32.066 | 254.7 | 3:40:41.928 | | | | | | |
| 61 | 1 | 1:46.879 | 31.260 | 43.425 | 32.194 | 252.9 | 1:57:41.633 | 114 | 3 | 2:37.877 | 30.903 | 1:10.597 | 56.377 | 255.3 | 3:43:19.805 | | | | | | |
| 62 | 1 | 1:47.803 | 31.507 | 43.627 | 32.669 | 252.9 | 1:59:29.436 | 115 | 3 | 3:29.087 | 1:11.281 | 1:21.056 | 56.750 | | 3:46:48.892 | | | | | | |
| 63 | 1 | 1:47.350 | 31.215 | 43.506 | 32.629 | 253.5 | 2:01:16.786 | 116 | 3 | 3:04.374 | 1:11.906 | 1:19.481 | 32.987 | | 3:49:53.266 | | | | | | |
| 64 | 1 | 1:47.817 | 31.338 | 44.001 | 32.478 | 251.7 | 2:03:04.603 | 117 | 3 | 2:16.625 | 33.204 | 54.765 | 48.656 | 190.8 | 3:52:09.891 | | | | | | |
| 65 | 1 | 1:47.821 | 31.403 | 43.758 | 32.660 | 252.9 | 2:04:52.424 | 118 | 3 | 3:16.781 | 50.498 | 1:28.221 | 58.062 | 147.3 | 3:55:26.672 | | | | | | |
| 66 | 1 | 1:53.544 | 31.417 | 43.951 | 38.176 | 254.1 | 2:06:45.968 | 119 | 3 | 2:30.474 | 54.391 | 58.362 | 37.448 | | 3:57:56.843 | | | | | | |
| 67 | 2 | 2:52.625 | 1:38.333 | 43.334 | 30.958 | 171.2 | 2:09:38.593 | 120 | 3 | 1:46.649 | 31.236 | 43.199 | 32.214 | 258.4 | 3:59:43.492 | | | | | | |
| 68 | 2 | 1:44.585 | 30.643 | 42.419 | 31.523 | 255.9 | 2:11:23.178 | 121 | 3 | 1:45.852 | 30.796 | 42.892 | 32.164 | 254.7 | 4:01:29.344 | | | | | | |
| 69 | 2 | 1:43.317 | 30.228 | 42.162 | 30.927 | 253.5 | 2:13:06.495 | <div style="border: 1px solid black; padding: 5px;"> 57 Kessel Racing Ferrari 296 LMGT3 1. Takeshi KIMURA 3. Daniel SERRA 2. Ben TUCK LMGT3 </div> | | | | | | | 1 | 1 | 1:57.537 | 40.462 | 45.014 | 32.061 | 1:57.537 |
| 70 | 2 | 1:44.749 | 30.269 | 43.223 | 31.257 | 252.9 | 2:14:51.244 | | | | | | | | 2 | 1 | 1:45.786 | 31.031 | 42.909 | 31.846 | 257.1 |
| 71 | 2 | 1:43.748 | 30.269 | 42.367 | 31.112 | 252.9 | 2:16:34.992 | 3 | 1 | 1:45.177 | 30.684 | 42.611 | 31.882 | 255.9 | 5:28.500 | | | | | | |
| 72 | 2 | 1:44.433 | 30.311 | 42.677 | 31.445 | 253.5 | 2:18:19.425 | 4 | 1 | 1:45.099 | 30.851 | 42.536 | 31.712 | 254.1 | 7:13.599 | | | | | | |
| 73 | 2 | 1:44.067 | 30.302 | 42.494 | 31.274 | 253.5 | 2:20:03.492 | 5 | 1 | 1:45.217 | 30.725 | 42.656 | 31.836 | 255.9 | 8:58.816 | | | | | | |
| 74 | 2 | 1:44.499 | 30.411 | 42.569 | 31.519 | 252.9 | 2:21:47.991 | 6 | 1 | 1:45.736 | 30.770 | 42.844 | 32.122 | 257.1 | 10:44.552 | | | | | | |
| 75 | 2 | 1:44.574 | 30.469 | 42.496 | 31.609 | 251.7 | 2:23:32.565 | 7 | 1 | 1:45.182 | 30.720 | 42.572 | 31.890 | 255.3 | 12:29.734 | | | | | | |
| 76 | 2 | 1:45.287 | 30.528 | 42.957 | 31.802 | 252.9 | 2:25:17.852 | 8 | 1 | 1:46.839 | 30.855 | 43.677 | 32.307 | 254.1 | 14:16.573 | | | | | | |
| 77 | 2 | 1:45.569 | 30.548 | 43.361 | 31.660 | 252.9 | 2:27:03.421 | 9 | 1 | 1:46.950 | 30.764 | 43.290 | 32.896 | 256.5 | 16:03.523 | | | | | | |
| 78 | 2 | 1:46.712 | 31.164 | 42.944 | 32.604 | 253.5 | 2:28:50.133 | 10 | 1 | 1:47.630 | 31.213 | 44.037 | 32.380 | 257.1 | 17:51.153 | | | | | | |
| 79 | 2 | 1:46.095 | 30.709 | 43.420 | 31.966 | 254.1 | 2:30:36.228 | 11 | 1 | 1:47.119 | 30.842 | 43.371 | 32.906 | 255.3 | 19:38.272 | | | | | | |
| 80 | 2 | 1:46.681 | 30.778 | 43.561 | 32.342 | 252.3 | 2:32:22.909 | 12 | 1 | 1:47.593 | 31.243 | 43.805 | 32.545 | 257.1 | 21:25.865 | | | | | | |
| 81 | 2 | 1:46.056 | 30.946 | 43.205 | 31.905 | 254.1 | 2:34:08.965 | 13 | 1 | 1:47.662 | 31.240 | 43.485 | 32.937 | 255.3 | 23:13.527 | | | | | | |
| 82 | 2 | 1:45.986 | 30.737 | 43.296 | 31.953 | 253.5 | 2:35:54.951 | 14 | 1 | 1:46.999 | 31.002 | 43.419 | 32.578 | 255.3 | 25:00.526 | | | | | | |
| 83 | 2 | 1:46.669 | 30.834 | 43.473 | 32.362 | 252.3 | 2:37:41.620 | 15 | 1 | 1:48.611 | 31.048 | 44.414 | 33.149 | 255.3 | 26:49.137 | | | | | | |
| 84 | 2 | 3:24.880 | 1:08.660 | 1:19.739 | 56.481 | | 2:41:06.500 | 16 | 1 | 1:48.116 | 31.547 | 43.595 | 32.974 | 258.4 | 28:37.253 | | | | | | |
| 85 | 2 | 4:09.697 | 1:59.456 | 1:19.986 | 50.255 | | 2:45:16.197 | 17 | 1 | 1:48.079 | 31.558 | 43.621 | 32.900 | 257.1 | 30:25.332 | | | | | | |
| 86 | 2 | 1:57.115 | 41.197 | 43.997 | 31.921 | 173.9 | 2:47:13.312 | 18 | 1 | 1:48.832 | 31.252 | 43.381 | 34.199 | 256.5 | 32:14.164 | | | | | | |
| 87 | 2 | 2:39.680 | 31.777 | 1:09.208 | 58.695 | 242.2 | 2:49:52.992 | 19 | 1 | 1:47.368 | 31.458 | 43.361 | 32.549 | 255.9 | 34:01.532 | | | | | | |
| 88 | 2 | 3:23.473 | 1:05.239 | 1:20.568 | 57.666 | | 2:53:16.465 | 20 | 1 | 1:46.840 | 31.106 | 43.402 | 32.332 | 254.1 | 35:48.372 | | | | | | |
| 89 | 2 | 2:15.565 | 43.839 | 51.960 | 39.766 | 127.8 | 2:55:32.030 | 21 | 1 | 1:47.381 | 31.125 | 43.622 | 32.634 | 252.9 | 37:35.753 | | | | | | |
| 90 | 2 | 1:46.307 | 31.682 | 42.890 | 31.735 | 248.3 | 2:57:18.337 | 22 | 1 | 1:47.967 | 31.396 | 43.797 | 32.774 | 252.9 | 39:23.720 | | | | | | |
| 91 | 2 | 1:44.139 | 30.561 | 42.316 | 31.262 | 255.9 | 2:59:02.476 | 23 | 1 | 1:47.907 | 31.604 | 43.531 | 32.772 | 252.9 | 41:11.627 | | | | | | |
| 92 | 2 | 1:46.351 | 30.583 | 43.325 | 32.443 | 254.7 | 3:00:48.827 | 24 | 1 | 1:48.112 | 31.478 | 43.674 | 32.960 | 252.9 | 42:59.739 | | | | | | |
| 93 | 2 | 1:44.362 | 30.433 | 42.551 | 31.378 | 255.3 | 3:02:33.189 | 25 | 1 | 1:48.692 | 31.957 | 43.842 | 32.893 | 256.5 | 44:48.431 | | | | | | |
| 94 | 2 | 1:44.620 | 30.480 | 42.602 | 31.538 | 255.9 | 3:04:17.809 | 26 | 1 | 1:48.616 | 31.823 | 43.633 | 33.160 | 253.5 | 46:37.047 | | | | | | |
| 95 | 2 | 1:44.948 | 30.554 | 42.626 | 31.768 | 255.3 | 3:06:02.757 | | | | | | | | | | | | | | |
| 96 | 2 | 1:45.414 | 30.620 | 42.886 | 31.908 | 254.7 | 3:07:48.171 | | | | | | | | | | | | | | |
| 97 | 2 | 1:45.644 | 30.701 | 42.797 | 32.146 | 254.7 | 3:09:33.815 | | | | | | | | | | | | | | |





European Le Mans Series 4 Hours of Barcelona Race

Sector Analysis

Lap under Red Flag Invalidated Lap Personal Best Session Best Crossing the pit lane

| Lap | D | Time | Sector 1 | Sector 2 | Sector 3 | T. Spd | Elapsed | Lap | D | Time | Sector 1 | Sector 2 | Sector 3 | T. Spd | Elapsed |
|-----|---|------------|----------|----------|----------|--------|-------------|-----|---|------------|----------|----------|----------|--------|-------------|
| 27 | 1 | 1:48.878 | 32.107 | 43.918 | 32.853 | 252.9 | 48:25.925 | 80 | 2 | 1:46.189 | 30.752 | 43.313 | 32.124 | 254.7 | 2:32:03.505 |
| 28 | 1 | 1:47.843 | 31.307 | 43.482 | 33.054 | 253.5 | 50:13.768 | 81 | 2 | 1:46.596 | 30.938 | 43.072 | 32.586 | 255.3 | 2:33:50.101 |
| 29 | 1 | 1:48.011 | 31.431 | 43.670 | 32.910 | 252.9 | 52:01.779 | 82 | 2 | 1:45.991 | 30.692 | 43.303 | 31.996 | 255.9 | 2:35:36.092 |
| 30 | 1 | 1:48.572 | 31.516 | 43.829 | 33.227 | 252.3 | 53:50.351 | 83 | 2 | 1:46.437 | 30.791 | 43.390 | 32.256 | 254.1 | 2:37:22.529 |
| 31 | 1 | 1:49.748 | 31.647 | 44.153 | 33.948 | 255.9 | 55:40.099 | 84 | 2 | 3:00.346 B | 43.672 | 1:19.923 | 56.751 | 252.9 | 2:40:22.875 |
| 32 | 1 | 1:49.087 | 31.784 | 44.156 | 33.147 | 254.1 | 57:29.186 | 85 | 2 | 4:18.804 | 2:01.072 | 1:20.980 | 56.752 | | 2:44:41.679 |
| 33 | 1 | 1:48.239 | 31.359 | 43.930 | 32.950 | 253.5 | 59:17.425 | 86 | 2 | 2:12.510 | 54.851 | 45.062 | 32.597 | | 2:46:54.189 |
| 34 | 1 | 1:55.085 B | 31.893 | 43.791 | 39.401 | 255.3 | 1:01:12.510 | 87 | 2 | 2:54.504 | 43.454 | 1:13.293 | 57.757 | 184.9 | 2:49:48.693 |
| 35 | 1 | 3:09.391 | 1:52.740 | 44.261 | 32.390 | 172.5 | 1:04:21.901 | 88 | 2 | 3:23.725 | 1:04.598 | 1:22.683 | 56.444 | | 2:53:12.418 |
| 36 | 1 | 1:47.396 | 31.219 | 43.848 | 32.329 | 252.9 | 1:06:09.297 | 89 | 2 | 2:17.223 | 44.103 | 53.182 | 39.938 | 127.2 | 2:55:29.641 |
| 37 | 1 | 1:46.988 | 31.668 | 43.239 | 32.081 | 252.3 | 1:07:56.285 | 90 | 2 | 1:44.145 | 30.359 | 42.553 | 31.233 | 255.9 | 2:57:13.786 |
| 38 | 1 | 1:46.655 | 31.404 | 43.168 | 32.083 | 252.3 | 1:09:42.940 | 91 | 2 | 1:48.227 | 30.685 | 42.675 | 34.867 | 257.1 | 2:59:02.013 |
| 39 | 1 | 1:46.656 | 31.120 | 43.225 | 32.311 | 251.7 | 1:11:29.596 | 92 | 2 | 1:45.941 | 32.004 | 42.495 | 31.442 | 240.5 | 3:00:47.954 |
| 40 | 1 | 1:45.671 | 30.917 | 42.886 | 31.868 | 251.7 | 1:13:15.267 | 93 | 2 | 1:43.741 | 30.393 | 42.198 | 31.150 | 255.9 | 3:02:31.695 |
| 41 | 1 | 1:46.199 | 30.874 | 43.502 | 31.823 | 252.3 | 1:15:01.466 | 94 | 2 | 1:43.969 | 30.313 | 42.361 | 31.295 | 255.3 | 3:04:15.664 |
| 42 | 1 | 1:46.068 | 31.017 | 43.108 | 31.943 | 252.9 | 1:16:47.534 | 95 | 2 | 1:43.986 | 30.283 | 42.387 | 31.316 | 257.1 | 3:05:59.650 |
| 43 | 1 | 1:46.479 | 31.262 | 43.200 | 32.017 | 252.3 | 1:18:34.013 | 96 | 2 | 1:44.157 | 30.327 | 42.310 | 31.520 | 257.1 | 3:07:43.807 |
| 44 | 1 | 1:46.775 | 31.878 | 43.003 | 31.894 | 254.1 | 1:20:20.788 | 97 | 2 | 1:44.739 | 30.455 | 42.605 | 31.679 | 256.5 | 3:09:28.546 |
| 45 | 1 | 1:47.540 | 31.246 | 43.452 | 32.842 | 255.3 | 1:22:08.328 | 98 | 2 | 1:45.666 | 30.543 | 42.863 | 32.260 | 255.9 | 3:11:14.212 |
| 46 | 1 | 3:04.535 | 46.470 | 1:20.885 | 57.180 | 252.3 | 1:25:12.863 | 99 | 2 | 1:51.943 B | 31.384 | 43.459 | 37.100 | 254.7 | 3:13:06.155 |
| 47 | 1 | 3:31.894 B | 1:12.280 | 1:20.518 | 59.096 | | 1:28:44.757 | 100 | 3 | 2:43.648 | 1:29.166 | 42.883 | 31.599 | 172.5 | 3:15:49.803 |
| 48 | 1 | 3:25.172 | 1:26.392 | 1:05.966 | 52.814 | | 1:32:09.929 | 101 | 3 | 1:43.042 | 30.278 | 41.978 | 30.786 | 253.5 | 3:17:32.845 |
| 49 | 1 | 3:11.672 | 1:02.496 | 1:11.691 | 57.485 | | 1:35:21.601 | 102 | 3 | 2:16.033 | 30.248 | 49.480 | 56.305 | 253.5 | 3:19:48.878 |
| 50 | 1 | 1:55.065 | 35.121 | 45.643 | 34.301 | 224.1 | 1:37:16.666 | 103 | 3 | 3:18.807 | 1:11.286 | 1:20.033 | 47.488 | | 3:23:07.685 |
| 51 | 1 | 1:57.658 | 33.110 | 45.710 | 38.838 | 236.3 | 1:39:14.324 | 104 | 3 | 1:45.450 | 31.620 | 42.772 | 31.058 | 250.6 | 3:24:53.135 |
| 52 | 1 | 2:10.877 | 44.406 | 48.055 | 38.416 | | 1:41:25.201 | 105 | 3 | 1:42.858 | 29.974 | 42.146 | 30.738 | 255.3 | 3:26:35.993 |
| 53 | 1 | 1:49.458 | 31.803 | 44.190 | 33.465 | 255.9 | 1:43:14.659 | 106 | 3 | 1:44.266 | 30.287 | 42.460 | 31.519 | 257.1 | 3:28:20.259 |
| 54 | 1 | 1:47.792 | 31.661 | 43.816 | 32.315 | 255.3 | 1:45:02.451 | 107 | 3 | 1:43.350 | 30.210 | 42.147 | 30.993 | 257.8 | 3:30:03.609 |
| 55 | 1 | 1:47.229 | 31.897 | 43.229 | 32.103 | 253.5 | 1:46:49.680 | 108 | 3 | 1:43.881 | 30.288 | 42.523 | 31.070 | 256.5 | 3:31:47.490 |
| 56 | 1 | 1:46.985 | 31.136 | 43.507 | 32.342 | 254.7 | 1:48:36.665 | 109 | 3 | 1:43.992 | 30.494 | 42.215 | 31.283 | 257.1 | 3:33:31.482 |
| 57 | 1 | 1:46.920 | 31.119 | 43.422 | 32.379 | 253.5 | 1:50:23.585 | 110 | 3 | 1:44.170 | 30.600 | 42.373 | 31.197 | 256.5 | 3:35:15.652 |
| 58 | 1 | 1:48.031 | 31.430 | 43.851 | 32.750 | 252.3 | 1:52:11.616 | 111 | 3 | 1:45.195 | 30.602 | 42.610 | 31.983 | 256.5 | 3:37:00.847 |
| 59 | 1 | 1:47.875 | 31.574 | 43.660 | 32.641 | 252.9 | 1:53:59.491 | 112 | 3 | 1:44.854 | 30.637 | 42.662 | 31.555 | 254.7 | 3:38:45.701 |
| 60 | 1 | 1:48.235 | 31.582 | 43.727 | 32.926 | 252.9 | 1:55:47.726 | 113 | 3 | 1:45.070 | 30.598 | 42.626 | 31.846 | 255.3 | 3:40:30.771 |
| 61 | 1 | 1:47.810 | 31.491 | 43.634 | 32.685 | 253.5 | 1:57:35.536 | 114 | 3 | 2:31.236 | 31.398 | 1:03.633 | 56.205 | 251.2 | 3:43:02.007 |
| 62 | 1 | 1:48.145 | 31.371 | 43.716 | 33.058 | 251.7 | 1:59:23.681 | 115 | 3 | 3:28.947 | 1:11.192 | 1:21.522 | 56.233 | | 3:46:30.954 |
| 63 | 1 | 1:48.274 | 31.721 | 43.868 | 32.685 | 251.2 | 2:01:11.955 | 116 | 3 | 3:10.724 | 1:12.326 | 1:20.618 | 37.780 | | 3:49:41.678 |
| 64 | 1 | 1:48.477 | 31.452 | 44.225 | 32.800 | 251.2 | 2:03:00.432 | 117 | 3 | 2:23.507 | 31.245 | 1:03.147 | 49.115 | 248.3 | 3:52:05.185 |
| 65 | 1 | 1:55.497 B | 31.641 | 44.057 | 39.799 | 251.2 | 2:04:55.929 | 118 | 3 | 3:16.315 | 50.876 | 1:27.620 | 57.819 | 130.6 | 3:55:21.500 |
| 66 | 2 | 2:46.805 | 1:33.169 | 42.617 | 31.019 | 172.2 | 2:07:42.734 | 119 | 3 | 2:31.522 | 54.297 | 59.770 | 37.455 | | 3:57:53.022 |
| 67 | 2 | 1:44.201 | 30.096 | 42.602 | 31.503 | 253.5 | 2:09:26.935 | 120 | 3 | 1:45.162 | 30.915 | 42.785 | 31.462 | 257.8 | 3:59:38.184 |
| 68 | 2 | 1:42.715 | 30.124 | 41.710 | 30.881 | 254.1 | 2:11:09.650 | 121 | 3 | 1:44.589 | 30.434 | 42.661 | 31.494 | 258.4 | 4:01:22.773 |
| 69 | 2 | 1:43.011 | 30.085 | 41.973 | 30.953 | 252.9 | 2:12:52.661 | | | | | | | | |
| 70 | 2 | 1:43.634 | 30.297 | 42.335 | 31.002 | 252.9 | 2:14:36.295 | | | | | | | | |
| 71 | 2 | 1:43.778 | 30.271 | 42.330 | 31.177 | 254.1 | 2:16:20.073 | | | | | | | | |
| 72 | 2 | 1:44.578 | 30.481 | 42.811 | 31.286 | 254.7 | 2:18:04.651 | | | | | | | | |
| 73 | 2 | 1:43.599 | 30.272 | 42.337 | 30.990 | 254.1 | 2:19:48.250 | | | | | | | | |
| 74 | 2 | 1:44.684 | 30.272 | 42.948 | 31.491 | 254.1 | 2:21:32.931 | | | | | | | | |
| 75 | 2 | 1:44.279 | 30.387 | 42.390 | 31.502 | 253.5 | 2:23:17.210 | | | | | | | | |
| 76 | 2 | 1:44.866 | 30.457 | 43.024 | 31.385 | 254.1 | 2:25:02.076 | | | | | | | | |
| 77 | 2 | 1:44.849 | 30.387 | 42.953 | 31.509 | 254.1 | 2:26:46.925 | | | | | | | | |
| 78 | 2 | 1:44.848 | 30.442 | 42.758 | 31.648 | 254.7 | 2:28:31.773 | | | | | | | | |
| 79 | 2 | 1:45.543 | 30.555 | 43.122 | 31.866 | 255.3 | 2:30:17.316 | | | | | | | | |

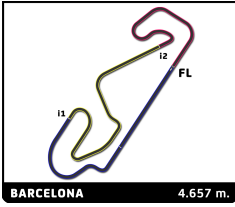
59 **Racing Spirit of Leman** Aston Martin Vantage AMR LMGT3

1. Clément MATEU 3. Valentin HASSE CLOT LMGT3

2. Erwan BASTARD

| | | | | | | | |
|---|---|----------|--------|--------|--------|-------|-----------|
| 1 | 1 | 1:57.800 | 40.688 | 45.179 | 31.933 | | 1:57.800 |
| 2 | 1 | 1:45.808 | 30.990 | 42.926 | 31.892 | 255.9 | 3:43.608 |
| 3 | 1 | 1:45.187 | 30.652 | 42.866 | 31.669 | 258.4 | 5:28.795 |
| 4 | 1 | 1:45.853 | 31.504 | 42.797 | 31.552 | 257.8 | 7:14.648 |
| 5 | 1 | 1:45.338 | 30.650 | 42.959 | 31.729 | 255.9 | 8:59.986 |
| 6 | 1 | 1:45.537 | 30.747 | 42.981 | 31.809 | 255.9 | 10:45.523 |
| 7 | 1 | 1:45.794 | 30.978 | 43.058 | 31.758 | 255.3 | 12:31.317 |
| 8 | 1 | 1:46.751 | 30.857 | 43.725 | 32.169 | 255.9 | 14:18.068 |





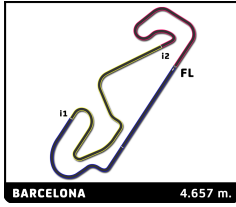
European Le Mans Series
4 Hours of Barcelona
Race

Sector Analysis

Lap under Red Flag Invalidated Lap Personal Best Session Best Crossing the pit lane

| Lap | D | Time | Sector 1 | Sector 2 | Sector 3 | T. Spd | Elapsed | Lap | D | Time | Sector 1 | Sector 2 | Sector 3 | T. Spd | Elapsed |
|---|---|----------|----------|----------|----------|--------|-------------|-----|---|----------|----------|----------|----------|--------|-------------|
| 115 | 3 | 3:51.888 | 1:42.261 | 1:21.947 | 47.680 | | 3:49:25.608 | 44 | 1 | 4:47.002 | 31.155 | 43.470 | 32.377 | 250.6 | 1:21:02.626 |
| 116 | 3 | 2:31.325 | 36.956 | 1:06.385 | 47.984 | 154.5 | 3:51:56.933 | 45 | 1 | 2:08.055 | 31.530 | 44.144 | 52.381 | 251.7 | 1:23:10.681 |
| 117 | 3 | 2:39.368 | 51.530 | 1:16.036 | 31.802 | 135.5 | 3:54:36.301 | 46 | 1 | 3:27.957 | 1:11.098 | 1:20.321 | 56.538 | | 1:26:38.638 |
| 118 | 3 | 1:44.920 | 30.848 | 42.715 | 31.357 | 248.8 | 3:56:21.221 | 47 | 1 | 3:27.983 | 1:11.251 | 1:20.250 | 56.482 | | 1:30:06.621 |
| 119 | 3 | 1:43.176 | 30.337 | 41.835 | 31.004 | 250.6 | 3:58:04.397 | 48 | 1 | 2:15.235 | 36.786 | 46.835 | 51.614 | 223.1 | 1:32:21.856 |
| 120 | 3 | 1:44.940 | 30.894 | 43.021 | 31.025 | 260.9 | 3:59:49.337 | 49 | 1 | 3:03.347 | 1:00.449 | 1:10.233 | 52.665 | | 1:35:25.203 |
| 121 | 3 | 1:44.782 | 30.084 | 42.568 | 32.130 | 257.1 | 4:01:34.119 | 50 | 1 | 1:55.759 | 35.030 | 45.414 | 35.315 | 227.4 | 1:37:20.962 |
| <div style="display: flex; justify-content: space-between;"> <div style="border: 1px solid black; padding: 5px;"> <p>60 Proton Competition</p> <p>1.Claudio SCHIAVONI 3.Alessio PICARIELLO</p> <p>2.Matteo CRESSONI</p> </div> <div style="text-align: right;"> <p>Porsche 911 GT3 R LMGT3</p> <p>LMGT3</p> </div> </div> | | | | | | | | | | | | | | | |
| 1 | 1 | 2:02.977 | 43.043 | 47.046 | 32.888 | | 2:02.977 | 51 | 1 | 1:57.189 | 32.464 | 45.195 | 39.530 | 249.4 | 1:39:18.151 |
| 2 | 1 | 1:46.744 | 31.249 | 43.413 | 32.082 | 251.2 | 3:49.721 | 52 | 1 | 2:09.299 | 44.210 | 46.553 | 38.536 | 143.8 | 1:41:27.450 |
| 3 | 1 | 1:46.675 | 30.981 | 43.440 | 32.254 | 252.9 | 5:36.396 | 53 | 1 | 1:56.214 | 31.494 | 44.466 | 40.254 | 253.5 | 1:43:23.664 |
| 4 | 1 | 1:47.215 | 31.029 | 43.793 | 32.393 | 252.9 | 7:23.611 | 54 | 2 | 3:00.378 | 1:45.043 | 43.418 | 31.917 | 152.3 | 1:46:24.042 |
| 5 | 1 | 1:47.103 | 31.225 | 43.496 | 32.382 | 252.3 | 9:10.714 | 55 | 2 | 1:44.351 | 31.003 | 42.226 | 31.122 | 250.0 | 1:48:08.393 |
| 6 | 1 | 1:47.577 | 31.183 | 43.878 | 32.516 | 253.5 | 10:58.291 | 56 | 2 | 1:42.934 | 30.334 | 41.919 | 30.681 | 250.6 | 1:49:51.327 |
| 7 | 1 | 1:51.590 | 32.431 | 45.109 | 34.050 | 248.3 | 12:49.881 | 57 | 2 | 1:43.069 | 30.228 | 41.910 | 30.931 | 250.6 | 1:51:34.396 |
| 8 | 1 | 1:49.135 | 31.554 | 44.902 | 32.679 | 251.2 | 14:39.016 | 58 | 2 | 1:43.182 | 30.235 | 41.836 | 31.414 | 250.6 | 1:53:17.578 |
| 9 | 1 | 1:48.014 | 31.531 | 44.121 | 32.362 | 250.6 | 16:27.030 | 59 | 2 | 1:43.323 | 30.276 | 42.024 | 31.023 | 252.3 | 1:55:00.901 |
| 10 | 1 | 1:47.349 | 31.276 | 43.404 | 32.669 | 252.3 | 18:14.379 | 60 | 2 | 1:43.921 | 30.334 | 42.297 | 31.290 | 251.2 | 1:56:44.822 |
| 11 | 1 | 1:48.035 | 31.319 | 44.147 | 32.569 | 252.3 | 20:02.414 | 61 | 2 | 1:43.905 | 30.442 | 42.268 | 31.195 | 250.6 | 1:58:28.727 |
| 12 | 1 | 1:47.840 | 30.988 | 43.795 | 33.057 | 253.5 | 21:50.254 | 62 | 2 | 1:44.523 | 30.607 | 42.606 | 31.310 | 252.9 | 2:00:13.250 |
| 13 | 1 | 1:48.186 | 31.512 | 43.869 | 32.805 | 252.9 | 23:38.440 | 63 | 2 | 1:45.816 | 30.527 | 42.738 | 32.551 | 252.9 | 2:01:59.066 |
| 14 | 1 | 1:47.828 | 31.205 | 44.112 | 32.511 | 251.2 | 25:26.268 | 64 | 2 | 1:45.155 | 30.843 | 42.614 | 31.698 | 252.9 | 2:03:44.221 |
| 15 | 1 | 1:47.607 | 31.081 | 43.586 | 32.940 | 252.3 | 27:13.875 | 65 | 2 | 1:44.861 | 30.770 | 42.663 | 31.428 | 254.7 | 2:05:29.082 |
| 16 | 1 | 1:49.209 | 31.626 | 44.076 | 33.507 | 251.7 | 29:03.084 | 66 | 2 | 1:45.264 | 30.480 | 42.791 | 31.990 | 252.9 | 2:07:14.343 |
| 17 | 1 | 1:47.381 | 31.321 | 43.516 | 32.544 | 252.9 | 30:50.465 | 67 | 2 | 1:45.296 | 30.948 | 42.862 | 31.486 | 254.7 | 2:08:59.639 |
| 18 | 1 | 1:48.314 | 31.442 | 43.873 | 32.999 | 252.3 | 32:38.779 | 68 | 2 | 1:45.321 | 30.807 | 42.828 | 31.686 | 253.5 | 2:10:44.960 |
| 19 | 1 | 1:49.628 | 32.503 | 43.933 | 33.192 | 240.5 | 34:28.407 | 69 | 2 | 1:44.827 | 30.621 | 42.710 | 31.496 | 251.7 | 2:12:29.787 |
| 20 | 1 | 1:49.518 | 31.304 | 44.182 | 34.032 | 253.5 | 36:17.925 | 70 | 2 | 1:44.926 | 30.679 | 42.787 | 31.460 | 250.6 | 2:14:14.713 |
| 21 | 1 | 1:48.355 | 31.283 | 44.158 | 32.914 | 252.3 | 38:06.280 | 71 | 2 | 1:45.025 | 30.565 | 42.814 | 31.646 | 252.9 | 2:15:59.738 |
| 22 | 1 | 1:50.906 | 32.820 | 45.053 | 33.033 | 252.9 | 39:57.186 | 72 | 2 | 1:45.827 | 30.611 | 42.990 | 32.226 | 252.9 | 2:17:45.565 |
| 23 | 1 | 1:50.991 | 32.029 | 44.533 | 34.429 | 254.7 | 41:48.177 | 73 | 2 | 1:45.860 | 30.894 | 42.946 | 32.020 | 251.2 | 2:19:31.425 |
| 24 | 1 | 1:47.761 | 31.412 | 43.825 | 32.524 | 251.2 | 43:35.938 | 74 | 2 | 1:45.947 | 30.705 | 43.012 | 32.230 | 251.7 | 2:21:17.372 |
| 25 | 1 | 1:47.485 | 31.305 | 43.550 | 32.630 | 252.3 | 45:23.423 | 75 | 2 | 1:46.767 | 31.389 | 43.516 | 31.862 | 251.7 | 2:23:04.139 |
| 26 | 1 | 1:48.229 | 31.941 | 43.675 | 32.613 | 252.3 | 47:11.652 | 76 | 2 | 1:45.691 | 30.766 | 42.977 | 31.948 | 252.9 | 2:24:49.830 |
| 27 | 1 | 1:48.863 | 31.286 | 44.252 | 33.325 | 251.2 | 49:00.515 | 77 | 2 | 1:45.576 | 30.749 | 42.965 | 31.862 | 251.2 | 2:26:35.406 |
| 28 | 1 | 1:49.219 | 31.997 | 44.082 | 33.140 | 252.9 | 50:49.734 | 78 | 2 | 1:45.887 | 30.817 | 42.954 | 32.116 | 250.6 | 2:28:21.293 |
| 29 | 1 | 1:49.619 | 32.157 | 44.422 | 33.040 | 250.6 | 52:39.353 | 79 | 2 | 1:45.876 | 30.918 | 42.933 | 32.025 | 252.9 | 2:30:07.169 |
| 30 | 1 | 1:49.188 | 31.338 | 44.810 | 33.040 | 251.2 | 54:28.541 | 80 | 2 | 1:46.648 | 31.328 | 43.303 | 32.017 | 250.6 | 2:31:53.817 |
| 31 | 1 | 1:48.096 | 31.328 | 43.937 | 32.831 | 254.1 | 56:16.637 | 81 | 2 | 1:47.341 | 30.999 | 43.271 | 33.071 | 251.2 | 2:33:41.158 |
| 32 | 1 | 1:48.084 | 31.520 | 43.795 | 32.769 | 250.6 | 58:04.721 | 82 | 2 | 1:53.453 | 31.280 | 43.690 | 38.483 | 253.5 | 2:35:34.611 |
| 33 | 1 | 1:50.343 | 31.492 | 43.967 | 34.884 | 251.7 | 59:55.064 | 83 | 2 | 3:22.789 | 1:31.928 | 53.397 | 57.464 | 172.8 | 2:38:57.400 |
| 34 | 1 | 1:56.402 | 31.893 | 45.195 | 39.314 | 251.2 | 1:01:51.466 | 84 | 2 | 4:05.450 | 1:47.903 | 1:20.416 | 57.131 | | 2:43:02.850 |
| 35 | 1 | 2:58.015 | 1:39.338 | 45.066 | 33.611 | 166.7 | 1:04:49.481 | 85 | 2 | 3:07.118 | 1:11.673 | 1:08.977 | 46.468 | | 2:46:09.968 |
| 36 | 1 | 1:47.682 | 31.471 | 43.688 | 32.523 | 249.4 | 1:06:37.163 | 86 | 2 | 3:14.663 | 1:02.498 | 1:13.454 | 58.711 | 124.0 | 2:49:24.631 |
| 37 | 1 | 1:47.597 | 31.498 | 43.670 | 32.429 | 248.8 | 1:08:24.760 | 87 | 2 | 1:51.825 | 35.629 | 43.756 | 32.440 | 220.4 | 2:51:16.456 |
| 38 | 1 | 1:47.553 | 31.402 | 43.863 | 32.288 | 248.8 | 1:10:12.313 | 88 | 2 | 2:08.403 | 31.533 | 43.575 | 53.295 | 249.4 | 2:53:24.859 |
| 39 | 1 | 1:49.629 | 32.454 | 44.499 | 32.676 | 250.6 | 1:12:01.942 | 89 | 2 | 2:11.737 | 42.543 | 50.127 | 39.067 | 180.6 | 2:55:36.596 |
| 40 | 1 | 1:48.200 | 31.438 | 43.991 | 32.771 | 249.4 | 1:13:50.142 | 90 | 2 | 1:46.331 | 30.924 | 43.295 | 32.112 | 255.3 | 2:57:22.927 |
| 41 | 1 | 1:48.058 | 31.222 | 44.001 | 32.835 | 250.0 | 1:15:38.200 | 91 | 2 | 1:43.486 | 30.572 | 42.060 | 30.854 | 257.8 | 2:59:06.413 |
| 42 | 1 | 1:50.227 | 32.673 | 44.926 | 32.628 | 251.7 | 1:17:28.427 | 92 | 2 | 1:43.564 | 30.278 | 42.148 | 31.138 | 253.5 | 3:00:49.977 |
| 43 | 1 | 1:47.197 | 31.244 | 43.531 | 32.422 | 250.6 | 1:19:15.624 | 93 | 2 | 1:44.284 | 30.392 | 42.475 | 31.417 | 253.5 | 3:02:34.261 |
| | | | | | | | | 94 | 2 | 1:45.245 | 30.436 | 42.878 | 31.931 | 254.1 | 3:04:19.506 |
| | | | | | | | | 95 | 2 | 1:44.236 | 30.414 | 42.447 | 31.375 | 254.7 | 3:06:03.742 |
| | | | | | | | | 96 | 2 | 1:45.675 | 31.250 | 42.679 | 31.746 | 255.3 | 3:07:49.417 |





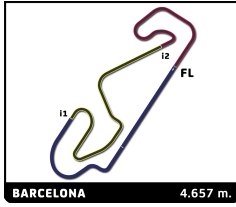
European Le Mans Series
4 Hours of Barcelona
Race

Sector Analysis

Lap under Red Flag Invalidated Lap Personal Best Session Best Crossing the pit lane

| Lap | D | Time | Sector 1 | Sector 2 | Sector 3 | T. Spd | Elapsed | Lap | D | Time | Sector 1 | Sector 2 | Sector 3 | T. Spd | Elapsed |
|--|---|-------------------|----------|----------|----------|--------|-------------|-------------------|---|-------------------|----------|----------|----------|--------|-------------|
| 97 | 2 | 1:46.573 | 30.709 | 42.923 | 32.941 | 255.3 | 3:09:35.990 | 26 | 1 | 1:47.593 | 31.309 | 43.667 | 32.617 | 252.3 | 46:09.141 |
| 98 | 2 | 1:52.942 B | 31.578 | 43.760 | 37.604 | 257.8 | 3:11:28.932 | 27 | 1 | 1:47.611 | 31.158 | 44.121 | 32.332 | 251.2 | 47:56.752 |
| 99 | 3 | 2:40.193 | 1:25.482 | 43.242 | 31.469 | 173.6 | 3:14:09.125 | 28 | 1 | 1:47.215 | 31.269 | 43.630 | 32.316 | 250.0 | 49:43.967 |
| 100 | 3 | 1:44.156 | 30.645 | 42.401 | 31.110 | 251.2 | 3:15:53.281 | 29 | 1 | 1:46.977 | 31.307 | 43.405 | 32.265 | 249.4 | 51:30.944 |
| 101 | 3 | 1:44.189 | 30.774 | 42.394 | 31.021 | 253.5 | 3:17:37.470 | 30 | 1 | 1:46.965 | 31.191 | 43.358 | 32.416 | 250.6 | 53:17.909 |
| 102 | 3 | 2:19.236 | 30.495 | 51.971 | 56.770 | 254.1 | 3:19:56.706 | 31 | 1 | 1:47.489 | 31.164 | 43.597 | 32.728 | 250.6 | 55:05.398 |
| 103 | 3 | 3:14.950 | 1:11.394 | 1:20.419 | 43.137 | | 3:23:11.656 | 32 | 1 | 1:48.653 | 31.728 | 44.242 | 32.683 | 249.4 | 56:54.051 |
| 104 | 3 | 1:43.812 | 30.635 | 42.114 | 31.063 | 253.5 | 3:24:55.468 | 33 | 1 | 1:48.652 | 31.340 | 44.063 | 33.249 | 250.0 | 58:42.703 |
| 105 | 3 | 1:44.374 | 30.369 | 43.020 | 30.982 | 256.5 | 3:26:39.839 | 34 | 1 | 1:54.865 B | 31.622 | 44.925 | 38.318 | 250.6 | 1:00:37.568 |
| 106 | 3 | 1:44.245 | 30.246 | 42.494 | 31.478 | 255.9 | 3:28:24.054 | 35 | 1 | 3:11.053 | 1:55.584 | 43.841 | 31.628 | 170.6 | 1:03:48.621 |
| 107 | 3 | 1:44.045 | 30.411 | 42.337 | 31.297 | 255.3 | 3:30:08.099 | 36 | 1 | 1:44.495 | 30.662 | 42.736 | 31.097 | 250.0 | 1:05:33.116 |
| 108 | 3 | 1:44.804 | 30.480 | 42.476 | 31.848 | 256.5 | 3:31:52.903 | 37 | 1 | 1:44.369 | 30.558 | 42.488 | 31.323 | 250.0 | 1:07:17.485 |
| 109 | 3 | 1:44.572 | 30.546 | 42.439 | 31.587 | 255.9 | 3:33:37.475 | 38 | 1 | 1:44.186 | 30.527 | 42.345 | 31.344 | 251.2 | 1:09:01.671 |
| 110 | 3 | 1:45.629 | 30.869 | 42.644 | 32.116 | 254.1 | 3:35:23.104 | 39 | 1 | 1:45.087 | 30.472 | 43.045 | 31.570 | 251.2 | 1:10:46.758 |
| 111 | 3 | 1:45.798 | 31.000 | 43.260 | 31.538 | 257.8 | 3:37:08.902 | 40 | 1 | 1:47.366 | 32.199 | 43.376 | 31.791 | 251.2 | 1:12:34.124 |
| 112 | 3 | 1:44.965 | 30.734 | 42.684 | 31.547 | 251.7 | 3:38:53.867 | 41 | 1 | 1:46.186 | 31.345 | 43.188 | 31.653 | 250.6 | 1:14:20.310 |
| 113 | 3 | 1:45.665 | 30.768 | 43.226 | 31.671 | 251.2 | 3:40:39.532 | 42 | 1 | 1:45.432 | 30.747 | 42.942 | 31.743 | 250.6 | 1:16:05.742 |
| 114 | 3 | 2:35.133 | 30.732 | 1:08.608 | 55.793 | 251.2 | 3:43:14.665 | 43 | 1 | 1:45.338 | 30.804 | 42.770 | 31.764 | 250.0 | 1:17:51.080 |
| 115 | 3 | 3:26.655 | 1:10.836 | 1:19.793 | 56.026 | | 3:46:41.320 | 44 | 1 | 1:45.930 | 31.307 | 42.957 | 31.666 | 248.8 | 1:19:37.010 |
| 116 | 3 | 3:04.531 | 1:10.956 | 1:19.897 | 33.678 | | 3:49:45.851 | 45 | 1 | 1:46.274 | 30.935 | 43.258 | 32.081 | 251.2 | 1:21:23.284 |
| 117 | 3 | 2:21.007 | 30.981 | 1:01.610 | 48.416 | 249.4 | 3:52:06.858 | 46 | 1 | 2:23.615 | 30.936 | 55.973 | 56.706 | 251.7 | 1:23:46.899 |
| 118 | 3 | 3:16.921 | 51.063 | 1:27.818 | 58.040 | | 3:55:23.779 | 47 | 1 | 3:29.876 B | 1:11.430 | 1:20.634 | 57.812 | | 1:27:16.775 |
| 119 | 3 | 2:30.754 | 54.037 | 59.146 | 37.571 | | 3:57:54.533 | 48 | 1 | 3:38.447 | 2:04.516 | 59.347 | 34.584 | | 1:30:55.222 |
| 120 | 3 | 1:44.762 | 30.674 | 42.751 | 31.337 | 255.3 | 3:59:39.295 | 49 | 1 | 1:50.529 | 33.509 | 44.448 | 32.572 | 225.0 | 1:32:45.751 |
| 121 | 3 | 1:44.332 | 30.614 | 42.434 | 31.284 | 254.1 | 4:01:23.627 | 50 | 1 | 2:53.426 | 58.735 | 1:01.614 | 53.077 | 125.1 | 1:35:39.177 |
| 63 Iron Lynx Mercedes -AMG LMGT3 | | | | | | | | | | | | | | | |
| 1.Martin BERRY LMGT3 | | | | | | | | | | | | | | | |
| 2.Lorcan HANAFIN | | | | | | | | 3.Fabian SCHILLER | | | | | | | |
| 1 | 1 | 1:56.215 | 39.861 | 44.318 | 32.036 | | 1:56.215 | 51 | 1 | 2:20.704 | 1:10.674 | 1:16.189 | 53.841 | | 1:38:59.881 |
| 2 | 1 | 1:45.271 | 31.607 | 42.525 | 31.139 | 251.7 | 3:41.486 | 52 | 1 | 2:16.372 | 42.560 | 54.507 | 39.305 | 145.9 | 1:41:16.253 |
| 3 | 1 | 1:44.401 | 30.630 | 42.654 | 31.117 | 254.7 | 5:25.887 | 53 | 1 | 1:46.717 | 31.292 | 43.082 | 32.343 | 254.1 | 1:43:02.970 |
| 4 | 1 | 1:44.259 | 30.525 | 42.362 | 31.372 | 252.3 | 7:10.146 | 54 | 1 | 1:45.869 | 31.812 | 42.723 | 31.334 | 251.2 | 1:44:48.839 |
| 5 | 1 | 1:44.825 | 30.658 | 42.887 | 31.280 | 252.3 | 8:54.971 | 55 | 1 | 1:44.752 | 30.740 | 42.654 | 31.358 | 251.7 | 1:46:33.591 |
| 6 | 1 | 1:45.313 | 30.924 | 42.721 | 31.668 | 252.9 | 10:40.284 | 56 | 1 | 1:44.700 | 30.594 | 42.692 | 31.414 | 250.6 | 1:48:18.291 |
| 7 | 1 | 1:45.128 | 30.579 | 42.813 | 31.736 | 251.7 | 12:25.412 | 57 | 1 | 1:47.103 | 31.575 | 43.859 | 31.669 | 250.6 | 1:50:05.394 |
| 8 | 1 | 1:45.436 | 30.785 | 43.097 | 31.554 | 250.6 | 14:10.848 | 58 | 1 | 1:45.182 | 30.658 | 42.847 | 31.677 | 250.6 | 1:51:50.576 |
| 9 | 1 | 1:45.638 | 30.824 | 42.888 | 31.926 | 251.7 | 15:56.486 | 59 | 1 | 1:45.382 | 30.776 | 42.880 | 31.726 | 249.4 | 1:53:35.958 |
| 10 | 1 | 1:46.482 | 30.896 | 43.337 | 32.249 | 252.3 | 17:42.968 | 60 | 1 | 1:47.340 | 31.835 | 43.169 | 32.336 | 250.6 | 1:55:23.298 |
| 11 | 1 | 1:45.953 | 30.816 | 43.281 | 31.856 | 254.1 | 19:28.921 | 61 | 1 | 1:47.299 | 30.962 | 43.799 | 32.538 | 250.6 | 1:57:10.597 |
| 12 | 1 | 1:45.905 | 30.747 | 43.306 | 31.852 | 252.3 | 21:14.826 | 62 | 1 | 1:46.761 | 31.119 | 43.117 | 32.525 | 252.9 | 1:58:57.358 |
| 13 | 1 | 1:45.841 | 30.974 | 43.107 | 31.760 | 251.7 | 23:00.667 | 63 | 1 | 1:47.637 | 31.670 | 43.489 | 32.478 | 250.6 | 2:00:44.995 |
| 14 | 1 | 1:45.700 | 30.890 | 42.976 | 31.834 | 252.3 | 24:46.367 | 64 | 1 | 1:46.467 | 31.128 | 43.155 | 32.184 | 251.2 | 2:02:31.462 |
| 15 | 1 | 1:45.751 | 30.677 | 43.236 | 31.838 | 251.2 | 26:32.118 | 65 | 1 | 1:46.304 | 30.903 | 43.394 | 32.007 | 251.2 | 2:04:17.766 |
| 16 | 1 | 1:45.940 | 30.908 | 43.195 | 31.837 | 251.7 | 28:18.058 | 66 | 1 | 1:51.732 B | 30.995 | 43.400 | 37.337 | 251.2 | 2:06:09.498 |
| 17 | 1 | 1:46.125 | 30.793 | 43.146 | 32.186 | 252.3 | 30:04.183 | 67 | 2 | 2:54.736 | 1:38.798 | 44.203 | 31.735 | 168.7 | 2:09:04.234 |
| 18 | 1 | 1:46.398 | 30.948 | 43.326 | 32.124 | 253.5 | 31:50.581 | 68 | 2 | 1:44.466 | 30.724 | 42.612 | 31.130 | 250.6 | 2:10:48.700 |
| 19 | 1 | 1:46.341 | 30.905 | 43.385 | 32.051 | 252.9 | 33:36.922 | 69 | 2 | 1:43.813 | 30.499 | 42.340 | 30.974 | 250.6 | 2:12:32.513 |
| 20 | 1 | 1:46.851 | 30.988 | 43.252 | 32.611 | 251.7 | 35:23.773 | 70 | 2 | 1:45.236 | 30.672 | 43.216 | 31.348 | 252.9 | 2:14:17.749 |
| 21 | 1 | 1:46.846 | 31.291 | 43.375 | 32.180 | 252.3 | 37:10.619 | 71 | 2 | 1:44.360 | 30.605 | 42.411 | 31.344 | 250.0 | 2:16:02.109 |
| 22 | 1 | 1:48.543 | 31.277 | 43.505 | 33.761 | 252.9 | 38:59.162 | 72 | 2 | 1:44.797 | 30.732 | 42.601 | 31.464 | 250.6 | 2:17:46.906 |
| 23 | 1 | 1:47.102 | 31.398 | 43.576 | 32.128 | 251.7 | 40:46.264 | 73 | 2 | 1:45.023 | 30.812 | 42.853 | 31.358 | 250.6 | 2:19:31.929 |
| 24 | 1 | 1:47.865 | 31.150 | 43.534 | 33.181 | 251.7 | 42:34.129 | 74 | 2 | 1:45.630 | 30.605 | 43.373 | 31.652 | 252.3 | 2:21:17.559 |
| 25 | 1 | 1:47.419 | 31.213 | 43.634 | 32.572 | 251.2 | 44:21.548 | 75 | 2 | 1:44.958 | 31.234 | 42.558 | 31.166 | 253.5 | 2:23:02.517 |
| | | | | | | | | 76 | 2 | 1:44.685 | 30.650 | 42.544 | 31.491 | 249.4 | 2:24:47.202 |
| | | | | | | | | 77 | 2 | 1:44.760 | 30.614 | 42.688 | 31.458 | 248.3 | 2:26:31.962 |
| | | | | | | | | 78 | 2 | 1:44.963 | 30.683 | 42.805 | 31.475 | 248.8 | 2:28:16.925 |





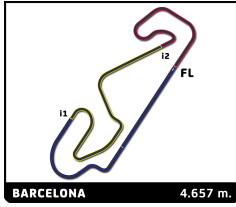
European Le Mans Series
4 Hours of Barcelona
Race

Sector Analysis

Lap under Red Flag Invalidated Lap Personal Best Session Best Crossing the pit lane

| Lap | D | Time | Sector 1 | Sector 2 | Sector 3 | T. Spd | Elapsed | Lap | D | Time | Sector 1 | Sector 2 | Sector 3 | T. Spd | Elapsed | | | | | | | | | | | |
|---------------------------------|---|-------------------|-------------------|----------|----------|-------------------|-------------|-----|-------------------------------|-------------------|----------|----------|----------|--------|-------------|--|--|--------|--|--|-------|--|--|-------------|--|--|
| 79 | 2 | 1:45.210 | 30.836 | 42.800 | 31.574 | 249.4 | 2:30:02.135 | 36 | 1 | 1:46.259 | 31.001 | 43.257 | 32.001 | 254.1 | 1:06:11.518 | | | | | | | | | | | |
| 80 | 2 | 1:45.686 | 30.783 | 42.995 | 31.908 | 248.3 | 2:31:47.821 | 37 | 1 | 1:46.058 | 30.794 | 43.346 | 31.918 | 252.9 | 1:07:57.576 | | | | | | | | | | | |
| 81 | 2 | 1:46.113 | 30.914 | 42.850 | 32.349 | 248.8 | 2:33:33.934 | 38 | 1 | 1:46.381 | 30.763 | 43.132 | 32.486 | 252.9 | 1:09:43.957 | | | | | | | | | | | |
| 82 | 2 | 1:45.802 | 30.823 | 43.100 | 31.879 | 250.6 | 2:35:19.736 | 39 | 1 | 1:46.763 | 30.955 | 43.145 | 32.663 | 253.5 | 1:11:30.720 | | | | | | | | | | | |
| 83 | 2 | 1:46.294 | 31.065 | 43.461 | 31.768 | 250.6 | 2:37:06.030 | 40 | 1 | 1:46.269 | 30.833 | 43.260 | 32.176 | 253.5 | 1:13:16.989 | | | | | | | | | | | |
| 84 | 2 | 2:46.149 | 30.974 | 1:17.360 | 57.815 | 250.0 | 2:39:52.179 | 41 | 1 | 1:49.033 | 31.008 | 43.953 | 34.072 | 254.1 | 1:15:06.022 | | | | | | | | | | | |
| 85 | 2 | 3:32.048 B | 1:12.230 | 1:21.720 | 58.098 | | 2:43:24.227 | 42 | 1 | 1:47.841 | 31.288 | 44.150 | 32.403 | 251.7 | 1:16:53.863 | | | | | | | | | | | |
| 86 | 2 | 3:22.563 | 1:59.219 | 49.522 | 33.822 | | 2:46:46.790 | 43 | 1 | 1:48.400 | 31.419 | 44.527 | 32.454 | 253.5 | 1:18:42.263 | | | | | | | | | | | |
| 87 | 2 | 2:54.526 | 45.499 | 1:13.792 | 55.235 | 145.2 | 2:49:41.316 | 44 | 1 | 1:47.006 | 31.085 | 43.540 | 32.381 | 252.9 | 1:20:29.269 | | | | | | | | | | | |
| 88 | 2 | 3:25.550 | 1:04.644 | 1:24.573 | 56.333 | | 2:53:06.866 | 45 | 1 | 6:24.050 | 4:05.165 | 1:21.383 | 57.502 | 254.7 | 1:26:53.319 | | | | | | | | | | | |
| 89 | 2 | 2:18.969 | 43.802 | 54.136 | 41.031 | 149.0 | 2:55:25.835 | 46 | 1 | 3:21.107 | 1:12.055 | 1:21.558 | 47.494 | | 1:30:14.426 | | | | | | | | | | | |
| 90 | 2 | 1:43.692 | 30.807 | 42.100 | 30.785 | 250.0 | 2:57:09.527 | 47 | 1 | 2:14.687 | 39.038 | 47.330 | 48.319 | 202.2 | 1:32:29.113 | | | | | | | | | | | |
| 91 | 2 | 1:44.025 | 30.390 | 42.629 | 31.006 | 251.7 | 2:58:53.552 | 48 | 1 | 3:00.181 | 1:01.003 | 1:07.830 | 51.348 | | 1:35:29.294 | | | | | | | | | | | |
| 92 | 2 | 1:44.462 | 30.416 | 42.554 | 31.492 | 251.7 | 3:00:38.014 | 49 | 1 | 1:56.146 | 35.581 | 46.561 | 34.004 | 193.9 | 1:37:25.440 | | | | | | | | | | | |
| 93 | 2 | 1:58.297 B | 30.679 | 44.840 | 42.778 | 251.7 | 3:02:36.311 | 50 | 1 | 2:04.247 | 32.406 | 56.750 | 35.091 | 252.3 | 1:39:29.687 | | | | | | | | | | | |
| 66 JMW Motorsport | | | 3.Gianmaria BRUNI | | | Ferrari 296 LMGT3 | | | 51 1 2:00.075 | | | 38.109 | | | 46.670 | | | 35.296 | | | 176.8 | | | 1:41:29.762 | | |
| 1.Scott NOBLE | | | | | | LMGT3 | | | 52 1 2:00.981 B | | | 33.623 | | | 46.125 | | | 41.233 | | | 228.8 | | | 1:43:30.743 | | |
| 2.Jason HART | | | | | | | | | 53 2 3:17.753 | | | 2:00.475 | | | 45.432 | | | 31.846 | | | 170.9 | | | 1:46:48.496 | | |
| 1 | 1 | 1:59.969 | 41.288 | 46.396 | 32.285 | | 1:59.969 | 54 | 2 | 1:44.721 | 30.680 | 42.674 | 31.367 | 252.3 | 1:48:33.217 | | | | | | | | | | | |
| 2 | 1 | 1:45.745 | 30.820 | 43.166 | 31.759 | 255.9 | 3:45.714 | 55 | 2 | 1:44.467 | 30.618 | 42.423 | 31.426 | 252.9 | 1:50:17.684 | | | | | | | | | | | |
| 3 | 1 | 1:45.732 | 30.819 | 43.198 | 31.715 | 257.8 | 5:31.446 | 56 | 2 | 1:43.957 | 30.360 | 42.303 | 31.294 | 252.9 | 1:52:01.641 | | | | | | | | | | | |
| 4 | 1 | 1:45.980 | 30.772 | 43.212 | 31.996 | 257.1 | 7:17.426 | 57 | 2 | 1:45.077 | 30.542 | 42.779 | 31.756 | 252.9 | 1:53:46.718 | | | | | | | | | | | |
| 5 | 1 | 1:45.926 | 30.774 | 43.250 | 31.902 | 255.9 | 9:03.352 | 58 | 2 | 1:45.680 | 30.823 | 42.665 | 32.192 | 254.1 | 1:55:32.398 | | | | | | | | | | | |
| 6 | 1 | 1:45.784 | 30.834 | 42.978 | 31.972 | 255.9 | 10:49.136 | 59 | 2 | 1:45.621 | 30.992 | 43.003 | 31.626 | 252.9 | 1:57:18.019 | | | | | | | | | | | |
| 7 | 1 | 1:46.268 | 30.769 | 43.138 | 32.361 | 257.1 | 12:35.404 | 60 | 2 | 1:45.563 | 30.865 | 42.871 | 31.827 | 253.5 | 1:59:03.582 | | | | | | | | | | | |
| 8 | 1 | 1:47.732 | 30.832 | 43.693 | 33.207 | 258.4 | 14:23.136 | 61 | 2 | 1:44.895 | 30.615 | 42.775 | 31.505 | 254.1 | 2:00:48.477 | | | | | | | | | | | |
| 9 | 1 | 1:47.356 | 31.343 | 43.568 | 32.445 | 254.1 | 16:10.492 | 62 | 2 | 1:45.654 | 30.733 | 43.030 | 31.891 | 253.5 | 2:02:34.131 | | | | | | | | | | | |
| 10 | 1 | 1:47.534 | 30.929 | 43.327 | 33.278 | 257.8 | 17:58.026 | 63 | 2 | 1:45.157 | 30.656 | 42.772 | 31.729 | 254.7 | 2:04:19.288 | | | | | | | | | | | |
| 11 | 1 | 1:48.187 | 31.220 | 44.739 | 32.228 | 255.3 | 19:46.213 | 64 | 2 | 1:45.639 | 30.700 | 43.056 | 31.883 | 255.3 | 2:06:04.927 | | | | | | | | | | | |
| 12 | 1 | 1:46.713 | 31.084 | 43.284 | 32.345 | 255.3 | 21:32.926 | 65 | 2 | 1:45.845 | 30.837 | 43.189 | 31.819 | 252.9 | 2:07:50.772 | | | | | | | | | | | |
| 13 | 1 | 1:47.821 | 31.068 | 43.969 | 32.784 | 257.1 | 23:20.747 | 66 | 2 | 1:45.556 | 30.765 | 43.109 | 31.682 | 253.5 | 2:09:36.328 | | | | | | | | | | | |
| 14 | 1 | 1:47.892 | 31.425 | 43.646 | 32.851 | 257.1 | 25:08.639 | 67 | 2 | 1:47.788 | 31.182 | 43.622 | 32.984 | 254.7 | 2:11:24.116 | | | | | | | | | | | |
| 15 | 1 | 1:48.143 | 31.231 | 44.251 | 32.661 | 257.1 | 26:56.782 | 68 | 2 | 1:47.566 | 31.334 | 43.231 | 33.001 | 253.5 | 2:13:11.682 | | | | | | | | | | | |
| 16 | 1 | 1:47.292 | 31.121 | 43.827 | 32.344 | 257.1 | 28:44.074 | 69 | 2 | 1:46.886 | 31.326 | 42.989 | 32.571 | 250.0 | 2:14:58.568 | | | | | | | | | | | |
| 17 | 1 | 1:49.218 | 31.032 | 43.798 | 34.388 | 256.5 | 30:33.292 | 70 | 2 | 1:46.577 | 30.895 | 43.500 | 32.182 | 253.5 | 2:16:45.145 | | | | | | | | | | | |
| 18 | 1 | 1:48.688 | 31.232 | 44.707 | 32.749 | 259.6 | 32:21.980 | 71 | 2 | 1:46.129 | 30.936 | 43.296 | 31.897 | 253.5 | 2:18:31.274 | | | | | | | | | | | |
| 19 | 1 | 1:47.432 | 31.413 | 43.509 | 32.510 | 255.3 | 34:09.412 | 72 | 2 | 1:47.263 | 31.251 | 43.464 | 32.548 | 255.3 | 2:20:18.537 | | | | | | | | | | | |
| 20 | 1 | 1:48.561 | 31.357 | 43.976 | 33.228 | 257.1 | 35:57.973 | 73 | 2 | 1:47.610 | 30.974 | 44.364 | 32.272 | 253.5 | 2:22:06.147 | | | | | | | | | | | |
| 21 | 1 | 1:47.845 | 31.688 | 43.577 | 32.580 | 252.9 | 37:45.818 | 74 | 2 | 1:47.800 | 32.124 | 43.357 | 32.319 | 254.1 | 2:23:53.947 | | | | | | | | | | | |
| 22 | 1 | 1:49.293 | 31.974 | 43.831 | 33.488 | 255.3 | 39:35.111 | 75 | 2 | 1:47.839 | 31.426 | 43.213 | 33.200 | 255.3 | 2:25:41.786 | | | | | | | | | | | |
| 23 | 1 | 1:49.408 | 32.034 | 44.064 | 33.310 | 257.8 | 41:24.519 | 76 | 2 | 1:47.395 | 31.218 | 43.918 | 32.259 | 254.1 | 2:27:29.181 | | | | | | | | | | | |
| 24 | 1 | 1:48.167 | 31.355 | 43.840 | 32.972 | 256.5 | 43:12.686 | 77 | 2 | 1:47.668 | 31.147 | 43.963 | 32.558 | 255.3 | 2:29:16.849 | | | | | | | | | | | |
| 25 | 1 | 1:48.355 | 31.366 | 44.191 | 32.798 | 257.1 | 45:01.041 | 78 | 2 | 1:47.729 | 31.021 | 43.565 | 33.143 | 254.7 | 2:31:04.578 | | | | | | | | | | | |
| 26 | 1 | 1:55.791 B | 31.891 | 44.482 | 39.418 | 256.5 | 46:56.832 | 79 | 2 | 1:47.382 | 31.703 | 43.517 | 32.162 | 251.7 | 2:32:51.960 | | | | | | | | | | | |
| 27 | 1 | 3:02.759 | 1:44.617 | 45.368 | 32.774 | 169.3 | 49:59.591 | 80 | 2 | 1:47.258 | 31.172 | 43.613 | 32.473 | 255.9 | 2:34:39.218 | | | | | | | | | | | |
| 28 | 1 | 1:46.543 | 31.145 | 43.354 | 32.044 | 253.5 | 51:46.134 | 81 | 2 | 1:47.351 | 31.135 | 43.865 | 32.351 | 254.7 | 2:36:26.569 | | | | | | | | | | | |
| 29 | 1 | 1:46.635 | 31.360 | 43.079 | 32.196 | 251.7 | 53:32.769 | 82 | 2 | 2:13.157 B | 31.365 | 44.993 | 56.799 | 251.7 | 2:38:39.726 | | | | | | | | | | | |
| 30 | 1 | 1:45.690 | 30.716 | 43.156 | 31.818 | 252.9 | 55:18.459 | 83 | 2 | 4:31.005 | 2:13.375 | 1:20.841 | 56.789 | | 2:43:10.731 | | | | | | | | | | | |
| 31 | 1 | 1:45.999 | 30.696 | 43.253 | 32.050 | 252.9 | 57:04.458 | 84 | 2 | 3:03.604 | 1:11.757 | 1:08.295 | 43.552 | | 2:46:14.335 | | | | | | | | | | | |
| 32 | 1 | 1:46.644 | 31.024 | 43.733 | 31.887 | 251.7 | 58:51.102 | 85 | 2 | 3:12.443 | 1:02.407 | 1:13.106 | 56.930 | 127.5 | 2:49:26.778 | | | | | | | | | | | |
| 33 | 1 | 1:46.294 | 30.684 | 43.400 | 32.210 | 253.5 | 1:00:37.396 | 86 | 2 | 1:55.953 | 37.688 | 45.588 | 32.677 | 167.4 | 2:51:22.731 | | | | | | | | | | | |
| 34 | 1 | 1:57.831 | 31.059 | 43.298 | 43.474 | 250.0 | 1:02:35.227 | 87 | 2 | 2:08.082 | 31.600 | 44.245 | 52.237 | 251.7 | 2:53:30.813 | | | | | | | | | | | |
| 35 | 1 | 1:50.032 | 33.315 | 43.788 | 32.929 | 240.5 | 1:04:25.259 | 88 | 2 | 2:09.682 | 40.273 | 50.165 | 39.244 | 201.1 | 2:55:40.495 | | | | | | | | | | | |



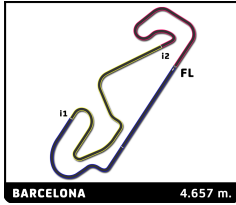


European Le Mans Series
4 Hours of Barcelona
Race

Sector Analysis

| | | | | | | | | | | | Lap under Red Flag | | | | | Invalidated Lap | Personal Best | Session Best | B Crossing the pit lane |
|---|---|---------------------|-------------------|-------------------|-------------------|--------|-------------|-----|---|---------------------|--------------------|----------|-------------------|--------|-------------|-----------------|---------------|--------------|-------------------------|
| Lap | D | Time | Sector 1 | Sector 2 | Sector 3 | T. Spd | Elapsed | Lap | D | Time | Sector 1 | Sector 2 | Sector 3 | T. Spd | Elapsed | | | | |
| 89 | 2 | 1:47.614 | 31.318 | 43.343 | 32.953 | 251.2 | 2:57:28.109 | 19 | 1 | 1:46.553 | 30.420 | 44.665 | 31.468 | 257.8 | 32:50.857 | | | | |
| 90 | 2 | 1:45.411 | 30.646 | 43.028 | 31.737 | 255.9 | 2:59:13.520 | 20 | 1 | 1:44.943 | 30.228 | 42.643 | 32.072 | 258.4 | 34:35.800 | | | | |
| 91 | 2 | 1:45.777 | 30.791 | 43.182 | 31.804 | 253.5 | 3:00:59.297 | 21 | 1 | 1:46.700 | 30.880 | 43.041 | 32.779 | 256.5 | 36:22.500 | | | | |
| 92 | 2 | 1:45.405 | 30.758 | 42.899 | 31.748 | 254.1 | 3:02:44.702 | 22 | 1 | 1:46.853 | 30.772 | 43.791 | 32.290 | 257.8 | 38:09.353 | | | | |
| 93 | 2 | 1:46.781 | 30.772 | 43.162 | 32.847 | 255.9 | 3:04:31.483 | 23 | 1 | 1:46.543 | 30.913 | 43.206 | 32.424 | 259.0 | 39:55.896 | | | | |
| 94 | 2 | 1:46.092 | 30.743 | 43.429 | 31.920 | 254.1 | 3:06:17.575 | 24 | 1 | 1:51.117 B | 31.244 | 43.313 | 36.560 | 258.4 | 41:47.013 | | | | |
| 95 | 2 | 1:47.994 | 30.894 | 44.446 | 32.654 | 253.5 | 3:08:05.569 | 25 | 1 | 3:26.118 | 2:12.625 | 42.517 | 30.976 | 175.3 | 45:13.131 | | | | |
| 96 | 2 | 1:46.392 | 30.952 | 43.504 | 31.936 | 255.3 | 3:09:51.961 | 26 | 1 | 1:42.085 | 29.836 | 41.688 | 30.561 | 256.5 | 46:55.216 | | | | |
| 97 | 2 | 1:47.327 | 31.245 | 43.673 | 32.409 | 252.9 | 3:11:39.288 | 27 | 1 | 1:43.768 | 29.525 | 41.638 | 32.605 | 258.4 | 48:38.984 | | | | |
| 98 | 2 | 1:46.669 | 30.970 | 43.564 | 32.135 | 253.5 | 3:13:25.957 | 28 | 1 | 1:42.462 | 29.591 | 42.055 | 30.816 | 256.5 | 50:21.446 | | | | |
| 99 | 2 | 1:51.679 B | 30.912 | 43.444 | 37.323 | 253.5 | 3:15:17.636 | 29 | 1 | 1:44.882 | 31.158 | 42.943 | 30.781 | 260.2 | 52:06.328 | | | | |
| 100 | 3 | 2:58.490 | 1:42.859 | 43.874 | 31.757 | 156.3 | 3:18:16.126 | 30 | 1 | 1:43.928 | 29.656 | 41.879 | 32.393 | 257.1 | 53:50.256 | | | | |
| 101 | 3 | 2:55.246 | 37.303 | 1:21.019 | 56.924 | 252.9 | 3:21:11.372 | 31 | 1 | 1:43.181 | 29.956 | 42.115 | 31.110 | 257.1 | 55:33.437 | | | | |
| 102 | 3 | 2:42.810 | 1:11.974 | 59.362 | 31.474 | | 3:23:54.182 | 32 | 1 | 1:43.090 | 29.745 | 41.558 | 31.787 | 257.8 | 57:16.527 | | | | |
| 103 | 3 | 1:43.958 | 30.533 | 42.335 | 31.090 | 251.7 | 3:25:38.140 | 33 | 1 | 1:42.435 | 29.612 | 41.901 | 30.922 | 257.8 | 58:58.962 | | | | |
| 104 | 3 | 1:43.351 | 30.316 | 42.084 | 30.951 | 252.9 | 3:27:21.491 | 34 | 1 | 1:41.803 | 29.603 | 41.516 | 30.684 | 257.8 | 1:00:40.765 | | | | |
| 105 | 3 | 1:44.417 | 30.245 | 42.499 | 31.673 | 255.3 | 3:29:05.908 | 35 | 1 | 1:43.504 | 30.207 | 41.953 | 31.344 | 259.6 | 1:02:24.269 | | | | |
| 106 | 3 | 1:44.485 | 30.602 | 42.588 | 31.295 | 254.1 | 3:30:50.393 | 36 | 1 | 1:45.314 | 29.882 | 44.452 | 30.980 | 258.4 | 1:04:09.583 | | | | |
| 107 | 3 | 1:44.449 | 30.449 | 42.437 | 31.563 | 254.1 | 3:32:34.842 | 37 | 1 | 1:43.479 | 29.737 | 42.588 | 31.154 | 258.4 | 1:05:53.062 | | | | |
| 108 | 3 | 1:44.966 | 30.689 | 42.718 | 31.559 | 254.1 | 3:34:19.808 | 38 | 1 | 1:41.973 | 29.749 | 41.477 | 30.747 | 255.9 | 1:07:35.035 | | | | |
| 109 | 3 | 1:45.955 | 30.920 | 43.426 | 31.609 | 253.5 | 3:36:05.763 | 39 | 1 | 1:41.779 | 29.650 | 41.460 | 30.669 | 257.1 | 1:09:16.814 | | | | |
| 110 | 3 | 1:44.824 | 30.539 | 42.669 | 31.616 | 254.1 | 3:37:50.587 | 40 | 1 | 1:42.436 | 29.903 | 41.845 | 30.688 | 259.0 | 1:10:59.250 | | | | |
| 111 | 3 | 1:45.483 | 30.787 | 42.977 | 31.719 | 253.5 | 3:39:36.070 | 41 | 1 | 1:43.225 | 30.268 | 42.154 | 30.803 | 259.6 | 1:12:42.475 | | | | |
| 112 | 3 | 1:45.582 | 30.831 | 42.855 | 31.896 | 252.9 | 3:41:21.652 | 42 | 1 | 1:42.830 | 29.687 | 42.307 | 30.836 | 259.0 | 1:14:25.305 | | | | |
| 113 | 3 | 3:11.602 | 54.427 | 1:20.611 | 56.564 | 180.9 | 3:44:33.254 | 43 | 1 | 1:42.423 | 29.708 | 41.864 | 30.851 | 257.8 | 1:16:07.728 | | | | |
| 114 | 3 | 3:28.873 | 1:11.646 | 1:20.637 | 56.590 | | 3:48:02.127 | 44 | 1 | 1:43.617 | 29.779 | 42.190 | 31.648 | 259.0 | 1:17:51.345 | | | | |
| 115 | 3 | 2:30.672 | 1:11.638 | 46.648 | 32.386 | | 3:50:32.799 | 45 | 1 | 1:42.338 | 29.923 | 41.719 | 30.696 | 260.2 | 1:19:33.683 | | | | |
| 116 | 3 | 1:50.953 | 31.315 | 43.742 | 35.896 | 252.3 | 3:52:23.752 | 46 | 1 | 1:43.001 | 29.798 | 42.096 | 31.107 | 259.6 | 1:21:16.684 | | | | |
| 117 | 3 | 3:14.680 | 47.782 | 1:29.778 | 57.120 | | 3:55:38.432 | 47 | 1 | 2:07.977 | 29.916 | 42.242 | 55.819 | 262.1 | 1:23:24.661 | | | | |
| 118 | 3 | 2:25.401 | 53.177 | 57.411 | 34.813 | | 3:58:03.833 | 48 | 1 | 3:29.935 | 1:11.491 | 1:21.406 | 57.038 | | 1:26:54.596 | | | | |
| 119 | 3 | 1:47.465 | 31.326 | 43.963 | 32.176 | 255.9 | 3:59:51.298 | 49 | 1 | 3:20.397 | 1:11.495 | 1:21.369 | 47.533 | | 1:30:14.993 | | | | |
| 120 | 3 | 1:45.354 | 30.688 | 42.849 | 31.817 | 257.1 | 4:01:36.652 | 50 | 1 | 2:14.801 | 39.023 | 47.241 | 48.537 | 200.4 | 1:32:29.794 | | | | |
| 68 M Racing Ligier JS P325 - Toyota LMP3 | | | | | | | | 51 | 1 | 3:01.150 | 1:01.278 | 1:07.522 | 52.350 | | 1:35:30.944 | | | | |
| 1.Stéphane TRIBAUDINI | | | | | | | | 52 | 1 | 3:17.971 | 1:09.680 | 1:17.181 | 51.110 | | 1:38:48.915 | | | | |
| 2.Quentin ANTONEL | | | | | | | | 53 | 1 | 2:22.073 | 44.504 | 56.481 | 41.088 | 164.1 | 1:41:10.988 | | | | |
| 1 | 1 | 1:53.126 | 38.662 | 43.280 | 31.184 | | 1:53.126 | 54 | 1 | 1:45.999 | 31.722 | 42.892 | 31.385 | 255.9 | 1:42:56.987 | | | | |
| 2 | 1 | 1:43.594 | 30.639 | 42.162 | 30.793 | 258.4 | 3:36.720 | 55 | 1 | 1:43.783 | 30.298 | 42.533 | 30.952 | 259.6 | 1:44:40.770 | | | | |
| 3 | 1 | 1:42.351 | 30.210 | 41.509 | 30.632 | 258.4 | 5:19.071 | 56 | 1 | 1:43.408 | 29.884 | 42.055 | 31.469 | 260.2 | 1:46:24.178 | | | | |
| 4 | 1 | 1:42.200 | 29.956 | 41.728 | 30.516 | 259.0 | 7:01.271 | 57 | 1 | 1:43.011 | 30.298 | 41.917 | 30.796 | 257.1 | 1:48:07.189 | | | | |
| 5 | 1 | 1:42.149 | 29.751 | 41.833 | 30.565 | 258.4 | 8:43.420 | 58 | 1 | 1:42.934 | 29.913 | 41.930 | 31.091 | 258.4 | 1:49:50.123 | | | | |
| 6 | 1 | 1:42.296 | 29.950 | 41.701 | 30.645 | 259.6 | 10:25.716 | 59 | 1 | 1:43.089 | 29.904 | 41.926 | 31.259 | 259.0 | 1:51:33.212 | | | | |
| 7 | 1 | 1:42.105 | 29.949 | 41.552 | 30.604 | 258.4 | 12:07.821 | 60 | 1 | 1:43.201 | 29.812 | 42.051 | 31.338 | 257.1 | 1:53:16.413 | | | | |
| 8 | 1 | 1:41.933 | 29.800 | 41.414 | 30.719 | 258.4 | 13:49.754 | 61 | 1 | 1:43.040 | 30.070 | 41.826 | 31.144 | 259.0 | 1:54:59.453 | | | | |
| 9 | 1 | 1:42.159 | 29.786 | 41.719 | 30.654 | 258.4 | 15:31.913 | 62 | 1 | 1:43.325 | 30.017 | 41.829 | 31.479 | 258.4 | 1:56:42.778 | | | | |
| 10 | 1 | 1:42.534 | 30.143 | 41.716 | 30.672 | 258.4 | 17:14.444 | 63 | 1 | 1:43.451 | 30.012 | 42.003 | 31.436 | 257.8 | 1:58:26.229 | | | | |
| 11 | 1 | 1:43.573 | 29.985 | 42.038 | 31.550 | 257.8 | 18:58.017 | 64 | 1 | 1:45.359 | 30.221 | 42.808 | 32.330 | 259.0 | 2:00:11.588 | | | | |
| 12 | 1 | 1:43.635 | 30.329 | 41.812 | 31.494 | 259.0 | 20:41.652 | 65 | 1 | 1:50.250 B | 30.688 | 42.515 | 37.047 | 259.6 | 2:02:01.838 | | | | |
| 13 | 1 | 1:43.231 | 30.120 | 41.886 | 31.225 | 259.0 | 22:24.883 | 66 | 2 | 3:30.956 | 2:16.011 | 42.995 | 31.950 | 171.2 | 2:05:32.794 | | | | |
| 14 | 1 | 1:44.347 | 30.191 | 42.874 | 31.282 | 259.0 | 24:09.230 | 67 | 2 | 1:43.026 | 30.150 | 42.115 | 30.761 | 255.3 | 2:07:15.820 | | | | |
| 15 | 1 | 1:44.385 | 30.869 | 42.138 | 31.378 | 260.9 | 25:53.615 | 68 | 2 | 1:43.856 | 30.060 | 42.534 | 31.262 | 259.0 | 2:08:59.676 | | | | |
| 16 | 1 | 1:43.689 | 30.453 | 42.029 | 31.207 | 257.8 | 27:37.304 | 69 | 2 | 1:42.107 | 29.693 | 41.540 | 30.874 | 259.6 | 2:10:41.783 | | | | |
| 17 | 1 | 1:43.412 | 30.079 | 42.126 | 31.207 | 258.4 | 29:20.716 | 70 | 2 | 1:42.958 | 29.912 | 42.049 | 30.997 | 259.6 | 2:12:24.741 | | | | |
| 18 | 1 | 1:43.588 | 30.072 | 41.919 | 31.597 | 257.8 | 31:04.304 | 71 | 2 | 1:42.494 | 30.129 | 41.654 | 30.711 | 259.6 | 2:14:07.235 | | | | |



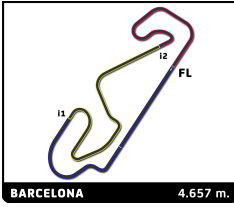


European Le Mans Series
4 Hours of Barcelona
Race

Sector Analysis

Lap under Red Flag Invalidated Lap Personal Best Session Best Crossing the pit lane

| Lap | D | Time | Sector 1 | Sector 2 | Sector 3 | T. Spd | Elapsed | Lap | D | Time | Sector 1 | Sector 2 | Sector 3 | T. Spd | Elapsed |
|--|---|------------|----------|----------|----------|--------|-------------|-----|---|------|----------|----------|----------|--------|---------|
| 72 | 2 | 1:42.137 | 29.626 | 41.705 | 30.806 | 259.6 | 2:15:49.372 | | | | | | | | |
| 73 | 2 | 1:41.657 | 29.419 | 41.821 | 30.417 | 259.0 | 2:17:31.029 | | | | | | | | |
| 74 | 2 | 1:42.543 | 29.450 | 41.450 | 31.643 | 259.0 | 2:19:13.572 | | | | | | | | |
| 75 | 2 | 1:42.420 | 29.675 | 42.076 | 30.669 | 259.0 | 2:20:55.992 | | | | | | | | |
| 76 | 2 | 1:43.323 | 29.491 | 42.115 | 31.717 | 259.0 | 2:22:39.315 | | | | | | | | |
| 77 | 2 | 1:42.011 | 29.657 | 41.588 | 30.766 | 260.2 | 2:24:21.326 | | | | | | | | |
| 78 | 2 | 1:42.316 | 29.570 | 41.885 | 30.861 | 258.4 | 2:26:03.642 | | | | | | | | |
| 79 | 2 | 1:42.399 | 30.145 | 41.703 | 30.551 | 260.2 | 2:27:46.041 | | | | | | | | |
| 80 | 2 | 1:42.930 | 29.690 | 42.378 | 30.862 | 261.5 | 2:29:28.971 | | | | | | | | |
| 81 | 2 | 1:42.859 | 29.841 | 42.326 | 30.692 | 260.9 | 2:31:11.830 | | | | | | | | |
| 82 | 2 | 1:42.453 | 29.854 | 41.780 | 30.819 | 259.0 | 2:32:54.283 | | | | | | | | |
| 83 | 2 | 1:43.626 | 29.747 | 42.788 | 31.091 | 261.5 | 2:34:37.909 | | | | | | | | |
| 84 | 2 | 1:43.487 | 29.635 | 42.140 | 31.712 | 260.2 | 2:36:21.396 | | | | | | | | |
| 85 | 2 | 2:05.763 B | 30.201 | 42.407 | 53.155 | 257.1 | 2:38:27.159 | | | | | | | | |
| 86 | 2 | 4:14.315 | 1:56.175 | 1:20.973 | 57.167 | | 2:42:41.474 | | | | | | | | |
| 87 | 2 | 3:07.245 | 1:11.313 | 1:20.395 | 35.537 | | 2:45:48.719 | | | | | | | | |
| 88 | 2 | 1:53.870 | 35.624 | 45.580 | 32.666 | 189.5 | 2:47:42.589 | | | | | | | | |
| 89 | 2 | 2:16.836 | 31.848 | 47.008 | 57.980 | 238.9 | 2:49:59.425 | | | | | | | | |
| 90 | 2 | 3:23.076 | 1:05.040 | 1:19.197 | 58.839 | | 2:53:22.501 | | | | | | | | |
| 91 | 2 | 2:13.180 | 42.607 | 51.351 | 39.222 | 140.6 | 2:55:35.681 | | | | | | | | |
| 92 | 2 | 1:44.080 | 30.635 | 42.335 | 31.110 | 259.6 | 2:57:19.761 | | | | | | | | |
| 93 | 2 | 1:43.085 | 30.040 | 42.020 | 31.025 | 259.6 | 2:59:02.846 | | | | | | | | |
| 94 | 2 | 1:43.789 | 30.344 | 42.538 | 30.907 | 260.9 | 3:00:46.635 | | | | | | | | |
| 95 | 2 | 1:43.110 | 29.811 | 41.937 | 31.362 | 259.0 | 3:02:29.745 | | | | | | | | |
| 96 | 2 | 1:43.860 | 29.841 | 42.420 | 31.599 | 260.9 | 3:04:13.605 | | | | | | | | |
| 97 | 2 | 1:43.049 | 29.931 | 42.325 | 30.763 | 259.0 | 3:05:56.624 | | | | | | | | |
| 98 | 2 | 1:41.536 | 29.490 | 41.431 | 30.615 | 261.5 | 3:07:38.160 | | | | | | | | |
| 99 | 2 | 1:44.235 | 29.972 | 42.591 | 31.672 | 260.9 | 3:09:22.395 | | | | | | | | |
| 100 | 2 | 1:42.268 | 29.967 | 41.641 | 30.660 | 262.1 | 3:11:04.663 | | | | | | | | |
| 101 | 2 | 1:42.435 | 29.562 | 41.571 | 31.302 | 258.4 | 3:12:47.098 | | | | | | | | |
| 102 | 2 | 1:43.715 | 29.903 | 41.885 | 31.927 | 259.6 | 3:14:30.813 | | | | | | | | |
| 103 | 2 | 1:43.103 | 29.856 | 41.878 | 31.369 | 260.2 | 3:16:13.916 | | | | | | | | |
| 104 | 2 | 1:43.523 | 29.993 | 42.319 | 31.211 | 260.9 | 3:17:57.439 | | | | | | | | |
| 105 | 2 | 2:37.027 | 30.073 | 1:10.467 | 56.487 | 260.9 | 3:20:34.466 | | | | | | | | |
| 106 | 2 | 2:59.319 | 1:10.979 | 1:17.442 | 30.898 | | 3:23:33.785 | | | | | | | | |
| 107 | 2 | 1:41.909 | 29.737 | 41.541 | 30.631 | 255.9 | 3:25:15.694 | | | | | | | | |
| 108 | 2 | 1:42.506 | 29.661 | 41.823 | 31.022 | 257.8 | 3:26:58.200 | | | | | | | | |
| 109 | 2 | 1:42.930 | 29.845 | 41.834 | 31.251 | 260.2 | 3:28:41.130 | | | | | | | | |
| 110 | 2 | 1:43.402 | 29.865 | 42.412 | 31.125 | 262.1 | 3:30:24.532 | | | | | | | | |
| 111 | 2 | 1:43.364 | 30.102 | 42.099 | 31.163 | 264.7 | 3:32:07.896 | | | | | | | | |
| 112 | 2 | 1:42.721 | 29.724 | 41.788 | 31.209 | 259.0 | 3:33:50.617 | | | | | | | | |
| 113 | 2 | 1:42.781 | 29.813 | 41.938 | 31.030 | 258.4 | 3:35:33.398 | | | | | | | | |
| 114 | 2 | 1:43.072 | 29.728 | 42.060 | 31.284 | 260.9 | 3:37:16.470 | | | | | | | | |
| 115 | 2 | 1:44.427 | 29.905 | 42.382 | 32.140 | 260.9 | 3:39:00.897 | | | | | | | | |
| 116 | 2 | 1:44.385 | 30.513 | 42.673 | 31.199 | 260.2 | 3:40:45.282 | | | | | | | | |
| 117 | 2 | 2:38.572 | 30.326 | 1:11.184 | 57.062 | 259.0 | 3:43:23.854 | | | | | | | | |
| 118 | 2 | 3:30.519 | 1:12.053 | 1:21.376 | 57.090 | | 3:46:54.373 | | | | | | | | |
| 119 | 2 | 3:00.629 | 1:12.308 | 1:16.376 | 31.945 | | 3:49:55.002 | | | | | | | | |
| 120 | 2 | 2:16.669 | 33.424 | 54.424 | 48.821 | 185.9 | 3:52:11.671 | | | | | | | | |
| 121 | 2 | 3:16.713 | 50.092 | 1:28.157 | 58.464 | 138.1 | 3:55:28.384 | | | | | | | | |
| 122 | 2 | 2:29.815 | 53.581 | 59.218 | 37.016 | | 3:57:58.199 | | | | | | | | |
| 123 | 2 | 1:43.263 | 30.022 | 42.298 | 30.943 | 261.5 | 3:59:41.462 | | | | | | | | |
| 124 | 2 | 1:43.378 | 30.084 | 42.522 | 30.772 | 262.8 | 4:01:24.840 | | | | | | | | |
| 74 | | | | | | | | | | | | | | | |
| Kessel Racing | | | | | | | | | | | | | | | |
| 1. Andrew GILBERT 3. Miguel MOLINA Ferrari 296 LMGT3 | | | | | | | | | | | | | | | |
| 2. Fran RUEDA LMGT3 | | | | | | | | | | | | | | | |
| 1 | 1 | 1:58.141 | 40.751 | 45.547 | 31.843 | | 1:58.141 | | | | | | | | |
| 2 | 1 | 1:45.857 | 31.026 | 43.308 | 31.523 | 255.3 | 3:43.998 | | | | | | | | |
| 3 | 1 | 1:45.265 | 30.558 | 43.212 | 31.495 | 255.9 | 5:29.263 | | | | | | | | |
| 4 | 1 | 1:45.912 | 31.389 | 43.095 | 31.428 | 253.5 | 7:15.175 | | | | | | | | |
| 5 | 1 | 1:45.166 | 30.914 | 42.753 | 31.499 | 254.1 | 9:00.341 | | | | | | | | |
| 6 | 1 | 1:45.489 | 30.895 | 42.946 | 31.648 | 255.3 | 10:45.830 | | | | | | | | |
| 7 | 1 | 1:46.102 | 30.968 | 43.365 | 31.769 | 255.9 | 12:31.932 | | | | | | | | |
| 8 | 1 | 1:47.213 | 30.852 | 44.361 | 32.000 | 255.3 | 14:19.145 | | | | | | | | |
| 9 | 1 | 1:47.512 | 30.940 | 44.614 | 31.958 | 253.5 | 16:06.657 | | | | | | | | |
| 10 | 1 | 1:46.362 | 30.984 | 43.301 | 32.080 | 257.8 | 17:53.019 | | | | | | | | |
| 11 | 1 | 1:46.829 | 31.150 | 43.708 | 31.971 | 255.3 | 19:39.848 | | | | | | | | |
| 12 | 1 | 1:46.999 | 31.531 | 43.370 | 32.098 | 255.3 | 21:26.847 | | | | | | | | |
| 13 | 1 | 1:47.532 | 31.201 | 43.890 | 32.441 | 253.5 | 23:14.379 | | | | | | | | |
| 14 | 1 | 1:46.972 | 31.098 | 43.739 | 32.435 | 254.7 | 25:01.351 | | | | | | | | |
| 15 | 1 | 1:48.716 | 31.817 | 44.132 | 32.767 | 254.1 | 26:50.067 | | | | | | | | |
| 16 | 1 | 1:48.176 | 31.554 | 44.028 | 32.594 | 255.3 | 28:38.243 | | | | | | | | |
| 17 | 1 | 1:49.516 | 31.557 | 44.135 | 33.824 | 255.9 | 30:27.759 | | | | | | | | |
| 18 | 1 | 1:47.626 | 31.019 | 44.088 | 32.519 | 255.3 | 32:15.385 | | | | | | | | |
| 19 | 1 | 1:48.730 | 31.528 | 44.423 | 32.779 | 256.5 | 34:04.115 | | | | | | | | |
| 20 | 1 | 1:47.974 | 31.282 | 44.012 | 32.677 | 254.7 | 35:52.086 | | | | | | | | |
| 21 | 1 | 1:48.310 | 31.373 | 44.154 | 32.783 | 255.9 | 37:40.396 | | | | | | | | |
| 22 | 1 | 1:48.056 | 31.137 | 44.051 | 32.868 | 254.7 | 39:28.452 | | | | | | | | |
| 23 | 1 | 1:49.460 | 31.259 | 44.428 | 33.773 | 254.1 | 41:17.912 | | | | | | | | |
| 24 | 1 | 1:49.022 | 32.269 | 43.838 | 32.915 | 253.5 | 43:06.934 | | | | | | | | |
| 25 | 1 | 1:48.186 | 31.128 | 43.760 | 33.298 | 254.7 | 44:55.120 | | | | | | | | |
| 26 | 1 | 1:49.035 | 31.424 | 44.333 | 33.278 | 253.5 | 46:44.155 | | | | | | | | |
| 27 | 1 | 1:48.081 | 31.400 | 43.901 | 32.780 | 253.5 | 48:32.236 | | | | | | | | |
| 28 | 1 | 1:48.284 | 31.419 | 44.124 | 32.741 | 254.1 | 50:20.520 | | | | | | | | |
| 29 | 1 | 1:50.894 | 32.467 | 44.408 | 34.019 | 254.1 | 52:11.414 | | | | | | | | |
| 30 | 1 | 1:49.812 | 32.634 | 44.122 | 33.056 | 254.7 | 54:01.226 | | | | | | | | |
| 31 | 1 | 1:49.507 | 31.554 | 44.241 | 33.712 | 254.7 | 55:50.733 | | | | | | | | |
| 32 | 1 | 1:54.568 B | 31.708 | 44.432 | 38.428 | 252.3 | 57:45.301 | | | | | | | | |
| 33 | 1 | 3:15.222 | 1:58.406 | 44.762 | 32.054 | 168.0 | 1:01:00.523 | | | | | | | | |
| 34 | 1 | 1:45.332 | 30.945 | 42.928 | 31.459 | 250.6 | 1:02:45.855 | | | | | | | | |
| 35 | 1 | 1:46.773 | 31.272 | 43.626 | 31.875 | 252.9 | 1:04:32.628 | | | | | | | | |
| 36 | 1 | 1:45.844 | 30.965 | 43.028 | 31.848 | 251.7 | 1:06:18.469 | | | | | | | | |
| 37 | 1 | 1:45.518 | 30.951 | 42.817 | 31.750 | 251.7 | 1:08:03.987 | | | | | | | | |
| 38 | 1 | 1:46.171 | 30.701 | 43.708 | 31.762 | 252.3 | 1:09:50.158 | | | | | | | | |
| 39 | 1 | 1:46.112 | 31.079 | 43.029 | 32.004 | 251.2 | 1:11:36.270 | | | | | | | | |
| 40 | 1 | 1:52.923 B | 31.039 | 43.515 | 38.369 | 252.9 | 1:13:29.193 | | | | | | | | |
| 41 | 1 | 2:05.591 | 50.277 | 43.235 | 32.079 | 173.4 | 1:15:34.784 | | | | | | | | |
| 42 | 1 | 1:46.828 | 30.940 | 43.358 | 32.530 | 251.7 | 1:17:21.612 | | | | | | | | |
| 43 | 1 | 1:48.074 | 31.027 | 44.477 | 32.570 | 251.7 | 1:19:09.686 | | | | | | | | |
| 44 | 1 | 1:46.223 | 31.108 | 43.149 | 31.966 | 252.9 | 1:20:55.909 | | | | | | | | |
| 45 | 1 | 2:05.548 | 31.622 | 43.255 | 50.671 | 253.5 | 1:23:01.457 | | | | | | | | |
| 46 | 1 | 3:29.084 | 1:11.446 | 1:20.618 | 57.020 | | 1:26:30.541 | | | | | | | | |
| 47 | 1 | 3:26.363 | 1:11.647 | 1:20.764 | 53.952 | | 1:29:5 | | | | | | | | |



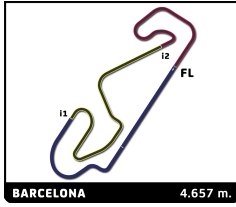
European Le Mans Series
4 Hours of Barcelona
Race

Sector Analysis

Lap under Red Flag Invalidated Lap Personal Best Session Best Crossing the pit lane

| Lap | D | Time | Sector 1 | Sector 2 | Sector 3 | T. Spd | Elapsed | Lap | D | Time | Sector 1 | Sector 2 | Sector 3 | T. Spd | Elapsed | |
|-----|---|----------|----------|----------|----------|--------|-------------|----------------|------------------------------|----------|----------|----------|----------|--------|----------------|-------------------|
| 51 | 1 | 1:57.859 | 33.306 | 45.296 | 39.257 | 238.9 | 1:39:17.025 | 104 | 3 | 1:44.233 | 30.602 | 42.291 | 31.340 | 254.1 | 3:26:42.970 | |
| 52 | 1 | 2:09.746 | 44.631 | 46.728 | 38.387 | 129.5 | 1:41:26.771 | 105 | 3 | 1:43.933 | 30.538 | 42.170 | 31.225 | 254.7 | 3:28:26.903 | |
| 53 | 1 | 1:48.806 | 31.462 | 44.526 | 32.818 | 254.1 | 1:43:15.577 | 106 | 3 | 1:44.502 | 31.013 | 42.223 | 31.266 | 254.1 | 3:30:11.405 | |
| 54 | 1 | 1:50.522 | 32.733 | 44.653 | 33.136 | 257.8 | 1:45:06.099 | 107 | 3 | 1:43.771 | 30.368 | 42.214 | 31.189 | 254.1 | 3:31:55.176 | |
| 55 | 1 | 1:48.587 | 31.591 | 44.419 | 32.577 | 257.8 | 1:46:54.686 | 108 | 3 | 1:44.785 | 30.875 | 42.479 | 31.431 | 254.7 | 3:33:39.961 | |
| 56 | 1 | 1:48.435 | 31.547 | 44.299 | 32.589 | 254.1 | 1:48:43.121 | 109 | 3 | 1:45.132 | 30.508 | 42.876 | 31.748 | 253.5 | 3:35:25.093 | |
| 57 | 1 | 1:47.787 | 31.400 | 43.859 | 32.528 | 253.5 | 1:50:30.908 | 110 | 3 | 1:44.876 | 30.556 | 42.612 | 31.708 | 254.7 | 3:37:09.969 | |
| 58 | 1 | 1:48.555 | 31.545 | 44.515 | 32.495 | 253.5 | 1:52:19.463 | 111 | 3 | 1:45.351 | 30.777 | 43.020 | 31.554 | 257.8 | 3:38:55.320 | |
| 59 | 1 | 1:49.082 | 32.051 | 44.148 | 32.883 | 255.3 | 1:54:08.545 | 112 | 3 | 1:45.370 | 31.006 | 42.791 | 31.573 | 256.5 | 3:40:40.690 | |
| 60 | 1 | 1:49.924 | 32.018 | 44.485 | 33.421 | 255.9 | 1:55:58.469 | 113 | 3 | 2:37.626 | 30.788 | 1:10.477 | 56.361 | 252.3 | 3:43:18.316 | |
| 61 | 1 | 1:54.340 | B | 31.679 | 43.937 | 38.724 | 251.2 | 1:57:52.809 | 114 | 3 | 3:30.305 | 1:12.408 | 1:21.139 | 56.758 | | 3:46:48.621 |
| 62 | 1 | 2:10.786 | 54.717 | 43.524 | 32.545 | 171.2 | 2:00:03.595 | 115 | 3 | 3:04.212 | 1:11.846 | 1:19.194 | 33.172 | | 3:49:52.833 | |
| 63 | 1 | 1:49.514 | 32.157 | 44.563 | 32.794 | 251.2 | 2:01:53.109 | 116 | 3 | 2:16.402 | 32.975 | 54.871 | 48.556 | 186.5 | 3:52:09.235 | |
| 64 | 1 | 1:50.948 | 33.035 | 44.877 | 33.036 | 249.4 | 2:03:44.057 | 117 | 3 | 3:16.751 | 50.618 | 1:28.200 | 57.933 | 143.4 | 3:55:25.986 | |
| 65 | 1 | 1:48.650 | 31.966 | 44.209 | 32.475 | 254.7 | 2:05:32.707 | 118 | 3 | 2:30.439 | 54.304 | 58.542 | 37.593 | | 3:57:56.425 | |
| 66 | 1 | 1:48.000 | 31.638 | 43.908 | 32.454 | 252.3 | 2:07:20.707 | 119 | 3 | 1:44.367 | 30.703 | 42.481 | 31.183 | 254.1 | 3:59:40.792 | |
| 67 | 1 | 1:47.426 | 31.264 | 43.586 | 32.576 | 251.2 | 2:09:08.133 | 120 | 3 | 1:45.819 | 30.562 | 43.641 | 31.616 | 254.7 | 4:01:26.611 | |
| 68 | 1 | 1:53.615 | B | 31.469 | 43.727 | 38.419 | 252.3 | 2:11:01.748 | 77 Proton Competition | | | | | | | Oreca 07 - Gibson |
| 69 | 2 | 3:10.793 | 1:54.989 | 43.253 | 32.551 | 170.6 | 2:14:12.541 | 1.Giorgio RODA | | | | | | | 3.Bent VISCAAL | LMP2 Pro/Am |
| 70 | 2 | 1:44.259 | 30.648 | 42.605 | 31.006 | 251.2 | 2:15:56.800 | 2.René BINDER | | | | | | | | |
| 71 | 2 | 1:44.365 | 30.483 | 42.680 | 31.202 | 252.3 | 2:17:41.165 | 1 | 1 | 1:46.132 | 34.295 | 41.863 | 29.974 | | 1:46.132 | |
| 72 | 2 | 1:49.713 | B | 30.482 | 42.753 | 36.478 | 252.9 | 2:19:30.878 | 2 | 1 | 1:36.792 | 28.094 | 39.961 | 28.737 | 282.0 | 3:22.924 |
| 73 | 2 | 2:17.945 | 1:04.081 | 42.657 | 31.207 | 173.1 | 2:21:48.823 | 3 | 1 | 1:35.763 | 27.462 | 39.410 | 28.891 | 286.5 | 4:58.687 | |
| 74 | 2 | 1:44.600 | 30.397 | 42.807 | 31.396 | 253.5 | 2:23:33.423 | 4 | 1 | 1:36.073 | 27.419 | 39.208 | 29.446 | 285.0 | 6:34.760 | |
| 75 | 2 | 1:45.489 | 30.999 | 42.970 | 31.520 | 252.9 | 2:25:18.912 | 5 | 1 | 1:36.112 | 27.616 | 39.346 | 29.150 | 285.0 | 8:10.872 | |
| 76 | 2 | 1:46.543 | 30.913 | 43.527 | 32.103 | 252.9 | 2:27:05.455 | 6 | 1 | 1:35.851 | 27.264 | 40.024 | 28.563 | 285.0 | 9:46.723 | |
| 77 | 2 | 1:46.012 | 30.523 | 43.701 | 31.788 | 253.5 | 2:28:51.467 | 7 | 1 | 1:33.462 | 26.785 | 38.489 | 28.188 | 285.0 | 11:20.185 | |
| 78 | 2 | 1:46.354 | 30.761 | 43.741 | 31.852 | 253.5 | 2:30:37.821 | 8 | 1 | 1:34.364 | 26.845 | 39.099 | 28.420 | 285.0 | 12:54.549 | |
| 79 | 2 | 1:46.825 | 31.030 | 43.590 | 32.205 | 251.2 | 2:32:24.646 | 9 | 1 | 1:36.663 | 27.104 | 40.253 | 29.306 | 288.0 | 14:31.212 | |
| 80 | 2 | 1:46.335 | 31.154 | 43.098 | 32.083 | 252.3 | 2:34:10.981 | 10 | 1 | 1:37.348 | 27.619 | 39.371 | 30.358 | 285.0 | 16:08.560 | |
| 81 | 2 | 1:46.581 | 30.984 | 43.204 | 32.393 | 252.9 | 2:35:57.562 | 11 | 1 | 1:37.835 | 28.066 | 40.767 | 29.002 | 287.2 | 17:46.395 | |
| 82 | 2 | 1:47.244 | 31.676 | 43.256 | 32.312 | 251.2 | 2:37:44.806 | 12 | 1 | 1:35.296 | 27.325 | 39.286 | 28.685 | 285.0 | 19:21.691 | |
| 83 | 2 | 3:28.364 | B | 1:10.504 | 1:20.786 | 57.074 | 2:41:13.170 | 13 | 1 | 1:34.728 | 27.040 | 39.207 | 28.481 | 284.2 | 20:56.419 | |
| 84 | 2 | 4:07.506 | 1:57.355 | 1:21.048 | 49.103 | | 2:45:20.676 | 14 | 1 | 1:36.058 | 27.219 | 39.247 | 29.592 | 285.7 | 22:32.477 | |
| 85 | 2 | 1:54.167 | 39.317 | 43.583 | 31.267 | 164.4 | 2:47:14.843 | 15 | 1 | 1:37.512 | 28.221 | 39.631 | 29.660 | 286.5 | 24:09.989 | |
| 86 | 2 | 2:39.127 | 31.230 | 1:09.509 | 58.388 | 252.3 | 2:49:53.970 | 16 | 1 | 1:37.648 | 27.558 | 40.057 | 30.033 | 285.0 | 25:47.637 | |
| 87 | 2 | 3:23.667 | 1:05.483 | 1:20.340 | 57.844 | | 2:53:17.637 | 17 | 1 | 1:36.827 | 27.946 | 39.861 | 29.020 | 288.8 | 27:24.464 | |
| 88 | 2 | 2:14.525 | 43.424 | 51.774 | 39.327 | 140.3 | 2:55:32.162 | 18 | 1 | 1:36.442 | 27.476 | 39.341 | 29.625 | 285.0 | 29:00.906 | |
| 89 | 2 | 1:44.112 | 31.016 | 42.157 | 30.939 | 251.7 | 2:57:16.274 | 19 | 1 | 1:36.403 | 27.639 | 39.639 | 29.125 | 285.7 | 30:37.309 | |
| 90 | 2 | 1:44.554 | 30.287 | 43.270 | 30.997 | 257.8 | 2:59:00.828 | 20 | 1 | 1:39.353 | 27.457 | 41.887 | 30.009 | 286.5 | 32:16.662 | |
| 91 | 2 | 1:43.758 | 30.305 | 42.355 | 31.098 | 255.9 | 3:00:44.586 | 21 | 1 | 1:37.399 | 28.671 | 39.625 | 29.103 | 287.2 | 33:54.061 | |
| 92 | 2 | 1:44.057 | 30.539 | 42.468 | 31.050 | 255.3 | 3:02:28.643 | 22 | 1 | 1:35.547 | 27.189 | 39.458 | 28.900 | 284.2 | 35:29.608 | |
| 93 | 2 | 1:44.785 | 30.499 | 42.845 | 31.441 | 255.9 | 3:04:13.428 | 23 | 1 | 1:35.791 | 27.255 | 39.533 | 29.003 | 285.0 | 37:05.399 | |
| 94 | 2 | 1:44.935 | 30.891 | 42.644 | 31.400 | 255.9 | 3:05:58.363 | 24 | 1 | 1:35.700 | 27.295 | 39.351 | 29.054 | 285.0 | 38:41.099 | |
| 95 | 2 | 1:44.502 | 30.497 | 42.581 | 31.424 | 255.9 | 3:07:42.865 | 25 | 1 | 1:41.324 | B | 27.332 | 39.305 | 34.687 | 283.5 | 40:22.423 |
| 96 | 2 | 1:46.491 | 30.677 | 43.700 | 32.114 | 254.7 | 3:09:29.356 | 26 | 1 | 2:37.251 | 1:25.643 | 40.582 | 31.026 | 192.5 | 42:59.674 | |
| 97 | 2 | 1:45.957 | 30.627 | 43.068 | 32.262 | 254.7 | 3:11:15.313 | 27 | 1 | 1:37.845 | 28.002 | 40.232 | 29.611 | 278.4 | 44:37.519 | |
| 98 | 2 | 1:47.226 | 31.249 | 43.572 | 32.405 | 254.1 | 3:13:02.539 | 28 | 1 | 1:37.159 | 27.562 | 40.015 | 29.582 | 282.7 | 46:14.678 | |
| 99 | 2 | 1:51.570 | B | 30.883 | 44.038 | 36.649 | 252.9 | 3:14:54.109 | 29 | 1 | 1:38.363 | 27.741 | 40.587 | 30.335 | 282.0 | 47:53.041 |
| 100 | 3 | 2:48.046 | 1:32.109 | 43.603 | 32.334 | 170.6 | 3:17:42.155 | 30 | 1 | 1:39.060 | 27.889 | 41.112 | 30.959 | 281.2 | 49:32.101 | |
| 101 | 3 | 2:23.115 | 30.921 | 55.900 | 56.294 | 250.6 | 3:20:05.270 | 31 | 1 | 1:39.190 | 27.743 | 40.651 | 30.796 | 282.0 | 51:11.291 | |
| 102 | 3 | 3:10.038 | 1:11.342 | 1:19.909 | 38.787 | | 3:23:15.308 | 32 | 1 | 1:37.537 | 27.920 | 40.036 | 29.581 | 279.8 | 52:48.828 | |
| 103 | 3 | 1:43.429 | 30.579 | 41.909 | 30.941 | 252.3 | 3:24:58.737 | 33 | 1 | 1:39.790 | 27.634 | 40.555 | 31.601 | 283.5 | 54:28.618 | |





European Le Mans Series
4 Hours of Barcelona
Race

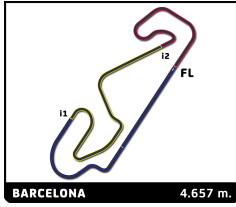
Sector Analysis

Lap under Red Flag Invalidated Lap Personal Best Session Best Crossing the pit lane

| Lap | D | Time | Sector 1 | Sector 2 | Sector 3 | T. Spd | Elapsed | Lap | D | Time | Sector 1 | Sector 2 | Sector 3 | T. Spd | Elapsed |
|-----|---|----------|----------|----------|----------|--------|-------------|-----|---|----------|----------|----------|----------|--------|-------------|
| 34 | 1 | 1:39.210 | 28.387 | 40.366 | 30.457 | 281.2 | 56:07.828 | 87 | 3 | 1:34.871 | 27.355 | 38.809 | 28.707 | 282.7 | 2:33:56.508 |
| 35 | 1 | 1:39.065 | 27.743 | 40.193 | 31.129 | 282.7 | 57:46.893 | 88 | 3 | 1:36.682 | 28.047 | 39.437 | 29.198 | 284.2 | 2:35:33.190 |
| 36 | 1 | 1:39.666 | 28.939 | 40.468 | 30.259 | 285.7 | 59:26.559 | 89 | 3 | 1:35.546 | 27.257 | 39.435 | 28.854 | 281.2 | 2:37:08.736 |
| 37 | 1 | 1:39.299 | 27.849 | 40.407 | 31.043 | 282.7 | 1:01:05.858 | 90 | 3 | 2:39.503 | 27.977 | 1:14.369 | 57.157 | 281.2 | 2:39:48.239 |
| 38 | 1 | 1:40.334 | 28.072 | 41.347 | 30.915 | 283.5 | 1:02:46.192 | 91 | 3 | 3:30.177 | 1:11.868 | 1:21.024 | 57.285 | | 2:43:18.416 |
| 39 | 1 | 1:39.719 | 28.199 | 41.317 | 30.203 | 283.5 | 1:04:25.911 | 92 | 3 | 2:57.089 | 1:12.143 | 1:06.721 | 38.225 | | 2:46:15.505 |
| 40 | 1 | 1:39.719 | 28.063 | 41.601 | 30.055 | 282.0 | 1:06:05.630 | 93 | 3 | 3:11.871 | 1:02.095 | 1:13.493 | 56.283 | | 2:49:27.376 |
| 41 | 1 | 1:37.695 | 27.907 | 40.017 | 29.771 | 282.7 | 1:07:43.325 | 94 | 3 | 1:56.087 | 37.843 | 46.221 | 32.023 | 167.7 | 2:51:23.463 |
| 42 | 1 | 1:37.501 | 27.621 | 39.948 | 29.932 | 281.2 | 1:09:20.826 | 95 | 3 | 2:09.238 | 31.770 | 45.207 | 52.261 | 211.4 | 2:53:32.701 |
| 43 | 1 | 1:44.613 | 28.015 | 40.282 | 36.316 | 282.7 | 1:11:05.439 | 96 | 3 | 2:07.997 | 39.890 | 49.424 | 38.683 | 183.7 | 2:55:40.698 |
| 44 | 2 | 3:02.013 | 1:49.601 | 42.091 | 30.321 | 184.0 | 1:14:07.452 | 97 | 3 | 1:38.133 | 27.936 | 41.299 | 28.898 | 281.2 | 2:57:18.831 |
| 45 | 2 | 1:36.140 | 28.351 | 39.187 | 28.602 | 280.5 | 1:15:43.592 | 98 | 3 | 1:37.610 | 27.524 | 40.417 | 29.669 | 285.7 | 2:58:56.441 |
| 46 | 2 | 1:38.400 | 27.644 | 40.219 | 30.537 | 282.7 | 1:17:21.992 | 99 | 3 | 1:34.956 | 27.396 | 39.354 | 28.206 | 284.2 | 3:00:31.397 |
| 47 | 2 | 1:38.017 | 27.567 | 40.708 | 29.742 | 280.5 | 1:19:00.009 | 100 | 3 | 4:33.593 | 26.787 | 38.345 | 28.491 | 282.0 | 3:02:04.990 |
| 48 | 2 | 1:38.250 | 27.750 | 40.278 | 30.222 | 282.7 | 1:20:38.259 | 101 | 3 | 1:33.522 | 27.070 | 38.454 | 27.998 | 283.5 | 3:03:38.512 |
| 49 | 2 | 1:35.967 | 27.292 | 39.734 | 28.941 | 283.5 | 1:22:14.226 | 102 | 3 | 1:32.764 | 26.678 | 38.272 | 27.814 | 285.0 | 3:05:11.276 |
| 50 | 2 | 3:05.559 | 47.431 | 1:21.107 | 57.021 | 284.2 | 1:25:19.785 | 103 | 3 | 1:33.489 | 26.848 | 38.471 | 28.170 | 286.5 | 3:06:44.765 |
| 51 | 2 | 3:31.418 | 1:12.010 | 1:21.434 | 57.974 | | 1:28:51.203 | 104 | 3 | 1:34.372 | 26.834 | 39.052 | 28.486 | 285.0 | 3:08:19.137 |
| 52 | 2 | 3:19.653 | 1:20.664 | 1:06.639 | 52.350 | | 1:32:10.856 | 105 | 3 | 1:34.435 | 27.097 | 38.921 | 28.417 | 285.0 | 3:09:53.572 |
| 53 | 2 | 3:12.917 | 1:02.281 | 1:11.722 | 58.914 | | 1:35:23.773 | 106 | 3 | 1:34.875 | 27.502 | 38.914 | 28.459 | 285.7 | 3:11:28.447 |
| 54 | 2 | 3:16.635 | 1:08.903 | 1:16.892 | 50.840 | | 1:38:40.408 | 107 | 3 | 1:36.798 | 27.664 | 39.914 | 29.220 | 285.0 | 3:13:05.245 |
| 55 | 2 | 2:25.798 | 46.987 | 54.914 | 43.897 | 160.2 | 1:41:06.206 | 108 | 3 | 1:35.460 | 27.741 | 39.460 | 28.259 | 285.7 | 3:14:40.705 |
| 56 | 2 | 1:38.447 | 29.297 | 39.694 | 29.456 | 282.0 | 1:42:44.653 | 109 | 3 | 1:34.061 | 27.004 | 38.759 | 28.298 | 283.5 | 3:16:14.766 |
| 57 | 2 | 1:36.485 | 27.577 | 39.435 | 29.473 | 281.2 | 1:44:21.138 | 110 | 3 | 1:35.250 | 27.377 | 39.004 | 28.869 | 286.5 | 3:17:50.016 |
| 58 | 2 | 1:36.747 | 27.890 | 39.733 | 29.124 | 285.7 | 1:45:57.885 | 111 | 3 | 2:26.334 | 28.195 | 1:01.172 | 56.967 | 285.7 | 3:20:16.350 |
| 59 | 2 | 1:35.761 | 27.596 | 39.622 | 28.543 | 282.7 | 1:47:33.646 | 112 | 3 | 3:12.562 | 1:11.659 | 1:20.939 | 39.964 | | 3:23:28.912 |
| 60 | 2 | 4:34.043 | 27.144 | 38.582 | 28.317 | 282.7 | 1:49:07.689 | 113 | 3 | 2:53.894 | 1:45.627 | 39.474 | 28.793 | 190.5 | 3:26:22.806 |
| 61 | 2 | 1:34.414 | 27.051 | 38.762 | 28.601 | 283.5 | 1:50:42.103 | 114 | 3 | 1:35.091 | 27.364 | 39.250 | 28.477 | 281.2 | 3:27:57.897 |
| 62 | 2 | 1:35.405 | 27.083 | 38.884 | 29.438 | 282.7 | 1:52:17.508 | 115 | 3 | 1:34.409 | 27.025 | 38.739 | 28.645 | 283.5 | 3:29:32.306 |
| 63 | 2 | 1:36.438 | 28.076 | 39.788 | 28.574 | 282.7 | 1:53:53.946 | 116 | 3 | 1:34.590 | 27.317 | 38.906 | 28.367 | 282.7 | 3:31:06.896 |
| 64 | 2 | 1:35.141 | 27.161 | 39.032 | 28.948 | 283.5 | 1:55:29.087 | 117 | 3 | 1:35.426 | 27.267 | 39.782 | 28.377 | 285.0 | 3:32:42.322 |
| 65 | 2 | 1:37.258 | 27.224 | 39.939 | 30.095 | 282.7 | 1:57:06.345 | 118 | 3 | 1:34.380 | 26.965 | 38.923 | 28.492 | 284.2 | 3:34:16.702 |
| 66 | 2 | 1:36.866 | 28.440 | 39.254 | 29.172 | 282.7 | 1:58:43.211 | 119 | 3 | 1:34.645 | 27.011 | 39.026 | 28.608 | 283.5 | 3:35:51.347 |
| 67 | 2 | 1:35.103 | 27.341 | 39.044 | 28.718 | 279.8 | 2:00:18.314 | 120 | 3 | 1:35.502 | 27.602 | 39.254 | 28.646 | 283.5 | 3:37:26.849 |
| 68 | 2 | 1:36.477 | 27.424 | 39.641 | 29.412 | 283.5 | 2:01:54.791 | 121 | 3 | 1:38.130 | 29.261 | 40.231 | 28.638 | 284.2 | 3:39:04.979 |
| 69 | 2 | 1:38.102 | 28.558 | 40.121 | 29.423 | 285.7 | 2:03:32.893 | 122 | 3 | 4:36.610 | 27.514 | 40.093 | 29.003 | 285.7 | 3:40:41.589 |
| 70 | 2 | 1:35.570 | 27.277 | 39.593 | 28.700 | 284.2 | 2:05:08.463 | 123 | 3 | 2:36.378 | 29.978 | 1:09.274 | 57.126 | 256.5 | 3:43:17.967 |
| 71 | 2 | 1:35.430 | 27.633 | 39.190 | 28.607 | 285.0 | 2:06:43.893 | 124 | 3 | 3:29.948 | 1:11.795 | 1:21.092 | 57.061 | | 3:46:47.915 |
| 72 | 2 | 1:35.254 | 27.193 | 39.428 | 28.633 | 284.2 | 2:08:19.147 | 125 | 3 | 3:00.959 | 1:11.915 | 1:18.035 | 31.009 | | 3:49:48.874 |
| 73 | 2 | 1:38.195 | 27.228 | 41.040 | 29.927 | 285.0 | 2:09:57.342 | 126 | 3 | 2:19.491 | 32.638 | 58.049 | 48.804 | 189.1 | 3:52:08.365 |
| 74 | 2 | 1:35.086 | 27.234 | 39.260 | 28.592 | 282.0 | 2:11:32.428 | 127 | 3 | 3:16.285 | 50.472 | 1:27.873 | 57.940 | 151.0 | 3:55:24.650 |
| 75 | 2 | 1:36.228 | 27.293 | 39.423 | 29.512 | 284.2 | 2:13:08.656 | 128 | 3 | 2:30.337 | 54.208 | 59.269 | 36.860 | | 3:57:54.987 |
| 76 | 2 | 1:36.607 | 27.647 | 39.451 | 29.509 | 283.5 | 2:14:45.263 | 129 | 3 | 1:37.661 | 28.413 | 40.253 | 28.995 | 283.5 | 3:59:32.648 |
| 77 | 2 | 1:35.600 | 27.316 | 39.371 | 28.913 | 282.0 | 2:16:20.863 | 130 | 3 | 1:36.569 | 27.547 | 40.202 | 28.820 | 281.2 | 4:01:09.217 |
| 78 | 2 | 1:36.737 | 27.242 | 39.294 | 30.201 | 284.2 | 2:17:57.600 | | | | | | | | |
| 79 | 2 | 1:37.474 | 28.298 | 39.717 | 29.459 | 276.9 | 2:19:35.074 | | | | | | | | |
| 80 | 2 | 1:44.086 | 27.673 | 42.067 | 34.346 | 284.2 | 2:21:19.160 | | | | | | | | |
| 81 | 3 | 3:05.742 | 1:57.348 | 39.938 | 28.456 | 187.8 | 2:24:24.902 | | | | | | | | |
| 82 | 3 | 1:34.402 | 27.211 | 39.109 | 28.082 | 279.8 | 2:25:59.304 | | | | | | | | |
| 83 | 3 | 1:35.319 | 27.269 | 38.845 | 29.205 | 283.5 | 2:27:34.623 | | | | | | | | |
| 84 | 3 | 1:37.175 | 27.609 | 40.936 | 28.630 | 282.0 | 2:29:11.798 | | | | | | | | |
| 85 | 3 | 1:34.752 | 27.055 | 39.425 | 28.272 | 282.7 | 2:30:46.550 | | | | | | | | |
| 86 | 3 | 1:35.087 | 27.157 | 38.727 | 29.203 | 282.0 | 2:32:21.637 | | | | | | | | |

| | | | | | | | |
|-----------|-------------------|----------------------|--------|--------|--------|----------|-----------|
| 82 | TF Sport | Corvette Z06 LMGT3.R | | | | | |
| | 1.Hiroshi KOIZUMI | 3.Charlie EASTWOOD | LMGT3 | | | | |
| | 2.Rui ANDRADE | | | | | | |
| 1 | 1 | 2:02.132 | 42.339 | 47.244 | 32.549 | 2:02.132 | |
| 2 | 1 | 1:46.859 | 31.308 | 43.438 | 32.113 | 251.7 | 3:48.991 |
| 3 | 1 | 1:46.841 | 31.212 | 43.396 | 32.233 | 252.3 | 5:35.832 |
| 4 | 1 | 1:47.232 | 31.290 | 43.463 | 32.479 | 251.7 | 7:23.064 |
| 5 | 1 | 1:47.216 | 31.304 | 43.344 | 32.568 | 251.2 | 9:10.280 |
| 6 | 1 | 1:47.485 | 31.374 | 43.637 | 32.474 | 250.6 | 10:57.765 |





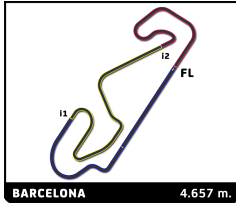
European Le Mans Series
4 Hours of Barcelona
Race

Sector Analysis

Lap under Red Flag Invalidated Lap Personal Best Session Best Crossing the pit lane

| Lap | D | Time | Sector 1 | Sector 2 | Sector 3 | T. Spd | Elapsed | Lap | D | Time | Sector 1 | Sector 2 | Sector 3 | T. Spd | Elapsed |
|-----|---|-------------------|----------|----------|----------|--------|-------------|-----|---|-------------------|----------|----------|----------|--------|-------------|
| 7 | 1 | 1:51.558 | 32.281 | 44.458 | 34.819 | 251.2 | 12:49.323 | 60 | 1 | 1:49.123 | 31.733 | 44.414 | 32.976 | 254.1 | 1:56:00.521 |
| 8 | 1 | 1:48.289 | 31.556 | 43.783 | 32.950 | 250.6 | 14:37.612 | 61 | 1 | 1:48.375 | 31.570 | 43.925 | 32.880 | 253.5 | 1:57:48.896 |
| 9 | 1 | 1:48.219 | 31.351 | 43.937 | 32.931 | 251.7 | 16:25.831 | 62 | 1 | 1:48.260 | 31.626 | 43.828 | 32.806 | 251.7 | 1:59:37.156 |
| 10 | 1 | 1:48.070 | 31.696 | 43.740 | 32.634 | 250.6 | 18:13.901 | 63 | 1 | 1:54.872 B | 31.923 | 44.914 | 38.035 | 251.2 | 2:01:32.028 |
| 11 | 1 | 1:47.867 | 31.299 | 44.087 | 32.481 | 251.2 | 20:01.768 | 64 | 2 | 3:10.993 | 1:54.587 | 44.167 | 32.239 | 172.2 | 2:04:43.021 |
| 12 | 1 | 1:48.106 | 31.385 | 43.698 | 33.023 | 250.6 | 21:49.874 | 65 | 2 | 1:45.417 | 30.846 | 43.096 | 31.475 | 249.4 | 2:06:28.438 |
| 13 | 1 | 1:47.752 | 31.422 | 43.704 | 32.626 | 250.6 | 23:37.626 | 66 | 2 | 1:45.478 | 30.735 | 43.091 | 31.652 | 251.2 | 2:08:13.916 |
| 14 | 1 | 1:47.775 | 31.314 | 44.127 | 32.334 | 251.7 | 25:25.401 | 67 | 2 | 1:47.011 | 30.567 | 44.009 | 32.435 | 254.1 | 2:10:00.927 |
| 15 | 1 | 1:47.654 | 31.437 | 43.309 | 32.908 | 250.6 | 27:13.055 | 68 | 2 | 1:46.828 | 31.021 | 43.727 | 32.080 | 254.7 | 2:11:47.755 |
| 16 | 1 | 1:48.073 | 31.505 | 43.981 | 32.587 | 251.7 | 29:01.128 | 69 | 2 | 1:45.098 | 30.783 | 42.857 | 31.458 | 252.9 | 2:13:32.853 |
| 17 | 1 | 1:47.984 | 31.453 | 43.776 | 32.755 | 253.5 | 30:49.112 | 70 | 2 | 1:44.852 | 30.599 | 42.776 | 31.477 | 252.3 | 2:15:17.705 |
| 18 | 1 | 1:48.812 | 31.577 | 43.612 | 33.623 | 252.3 | 32:37.924 | 71 | 2 | 1:45.682 | 30.638 | 42.829 | 32.215 | 251.7 | 2:17:03.387 |
| 19 | 1 | 1:50.053 | 31.732 | 45.175 | 33.146 | 252.3 | 34:27.977 | 72 | 2 | 1:45.654 | 30.971 | 42.933 | 31.750 | 252.9 | 2:18:49.041 |
| 20 | 1 | 1:48.361 | 31.459 | 43.926 | 32.976 | 251.7 | 36:16.338 | 73 | 2 | 1:45.991 | 30.873 | 42.990 | 32.128 | 251.7 | 2:20:35.032 |
| 21 | 1 | 1:48.922 | 31.560 | 44.736 | 32.626 | 252.3 | 38:05.260 | 74 | 2 | 1:46.894 | 31.265 | 43.323 | 32.306 | 252.9 | 2:22:21.926 |
| 22 | 1 | 1:51.503 | 32.403 | 45.522 | 33.578 | 253.5 | 39:56.763 | 75 | 2 | 1:47.797 | 31.550 | 43.728 | 32.519 | 252.9 | 2:24:09.723 |
| 23 | 1 | 1:49.338 | 31.476 | 44.528 | 33.334 | 252.9 | 41:46.101 | 76 | 2 | 1:46.063 | 31.034 | 43.234 | 31.795 | 250.6 | 2:25:55.786 |
| 24 | 1 | 1:47.393 | 31.403 | 43.484 | 32.506 | 251.7 | 43:33.494 | 77 | 2 | 1:45.915 | 30.799 | 43.193 | 31.923 | 251.2 | 2:27:41.701 |
| 25 | 1 | 1:47.442 | 31.305 | 43.689 | 32.448 | 251.7 | 45:20.936 | 78 | 2 | 1:45.702 | 30.702 | 43.274 | 31.726 | 251.7 | 2:29:27.403 |
| 26 | 1 | 1:47.500 | 31.620 | 43.382 | 32.498 | 251.7 | 47:08.436 | 79 | 2 | 1:46.674 | 30.982 | 43.528 | 32.164 | 251.2 | 2:31:14.077 |
| 27 | 1 | 1:47.967 | 31.296 | 44.143 | 32.528 | 251.7 | 48:56.403 | 80 | 2 | 1:45.992 | 30.919 | 43.098 | 31.975 | 251.2 | 2:33:00.069 |
| 28 | 1 | 1:47.869 | 31.610 | 43.701 | 32.558 | 253.5 | 50:44.272 | 81 | 2 | 1:46.099 | 31.061 | 43.171 | 31.867 | 251.2 | 2:34:46.168 |
| 29 | 1 | 1:48.485 | 31.515 | 44.390 | 32.580 | 252.3 | 52:32.757 | 82 | 2 | 1:45.976 | 30.903 | 43.214 | 31.859 | 252.3 | 2:36:32.144 |
| 30 | 1 | 1:47.978 | 31.540 | 43.604 | 32.834 | 252.9 | 54:20.735 | 83 | 2 | 2:16.631 | 31.245 | 49.223 | 56.163 | 248.8 | 2:38:48.775 |
| 31 | 1 | 1:49.447 | 32.743 | 43.895 | 32.809 | 253.5 | 56:10.182 | 84 | 2 | 3:27.445 B | 1:10.943 | 1:19.869 | 56.633 | | 2:42:16.220 |
| 32 | 1 | 1:48.441 | 31.679 | 43.861 | 32.901 | 252.9 | 57:58.623 | 85 | 2 | 3:57.197 | 2:05.440 | 1:07.046 | 44.711 | | 2:46:13.417 |
| 33 | 1 | 1:48.828 | 31.387 | 43.984 | 33.457 | 250.6 | 59:47.451 | 86 | 2 | 3:11.886 | 1:02.484 | 1:13.043 | 56.359 | | 2:49:25.303 |
| 34 | 1 | 1:56.117 B | 31.848 | 44.364 | 39.905 | 252.9 | 1:01:43.568 | 87 | 2 | 1:56.871 | 38.304 | 45.624 | 32.943 | 196.4 | 2:51:22.174 |
| 35 | 1 | 3:08.907 | 1:49.874 | 46.004 | 33.029 | 166.4 | 1:04:52.475 | 88 | 2 | 2:07.305 | 31.610 | 44.167 | 51.528 | 249.4 | 2:53:29.479 |
| 36 | 1 | 1:46.800 | 31.185 | 43.431 | 32.184 | 251.2 | 1:06:39.275 | 89 | 2 | 2:09.708 | 40.645 | 50.702 | 38.361 | 202.2 | 2:55:39.187 |
| 37 | 1 | 1:47.086 | 31.178 | 43.385 | 32.523 | 250.0 | 1:08:26.361 | 90 | 2 | 1:45.115 | 30.665 | 43.058 | 31.392 | 253.5 | 2:57:24.302 |
| 38 | 1 | 1:48.304 | 32.574 | 43.529 | 32.201 | 250.6 | 1:10:14.665 | 91 | 2 | 1:44.998 | 30.482 | 43.072 | 31.444 | 253.5 | 2:59:09.300 |
| 39 | 1 | 1:47.843 | 31.276 | 43.682 | 32.885 | 251.7 | 1:12:02.508 | 92 | 2 | 1:44.215 | 30.406 | 42.457 | 31.352 | 251.2 | 3:00:53.515 |
| 40 | 1 | 1:48.176 | 31.324 | 44.427 | 32.425 | 252.3 | 1:13:50.684 | 93 | 2 | 1:44.533 | 30.800 | 42.486 | 31.247 | 251.7 | 3:02:38.048 |
| 41 | 1 | 1:49.488 | 31.443 | 43.631 | 34.414 | 253.5 | 1:15:40.172 | 94 | 2 | 1:45.217 | 31.000 | 42.934 | 31.283 | 252.3 | 3:04:23.265 |
| 42 | 1 | 1:48.831 | 32.097 | 43.921 | 32.813 | 251.7 | 1:17:29.003 | 95 | 2 | 1:44.834 | 30.508 | 42.785 | 31.541 | 252.9 | 3:06:08.099 |
| 43 | 1 | 1:47.324 | 31.452 | 43.535 | 32.337 | 251.7 | 1:19:16.327 | 96 | 2 | 1:45.194 | 30.791 | 42.916 | 31.487 | 251.7 | 3:07:53.293 |
| 44 | 1 | 1:46.932 | 31.273 | 43.455 | 32.204 | 252.3 | 1:21:03.259 | 97 | 2 | 1:46.949 | 30.725 | 43.799 | 32.425 | 251.7 | 3:09:40.242 |
| 45 | 1 | 2:12.854 | 31.351 | 46.023 | 55.480 | 254.1 | 1:23:16.113 | 98 | 2 | 1:46.446 | 31.114 | 43.336 | 31.996 | 253.5 | 3:11:26.688 |
| 46 | 1 | 3:29.177 | 1:11.032 | 1:20.467 | 57.678 | | 1:26:45.290 | 99 | 2 | 1:46.320 | 31.192 | 43.197 | 31.931 | 251.2 | 3:13:13.008 |
| 47 | 1 | 3:24.876 | 1:11.114 | 1:21.157 | 52.605 | | 1:30:10.166 | 100 | 2 | 1:46.442 | 30.878 | 43.456 | 32.108 | 252.9 | 3:14:59.450 |
| 48 | 1 | 2:15.782 | 37.646 | 45.814 | 52.322 | 214.3 | 1:32:25.948 | 101 | 2 | 1:51.814 B | 31.064 | 43.437 | 37.313 | 250.6 | 3:16:51.264 |
| 49 | 1 | 3:02.333 | 1:01.418 | 1:08.116 | 52.799 | | 1:35:28.281 | 102 | 3 | 3:28.490 | 1:28.534 | 1:03.354 | 56.602 | 170.1 | 3:20:19.754 |
| 50 | 1 | 1:54.353 | 34.546 | 45.197 | 34.610 | 214.7 | 1:37:22.634 | 103 | 3 | 3:06.529 | 1:11.416 | 1:21.030 | 34.083 | | 3:23:26.283 |
| 51 | 1 | 1:56.841 | 32.559 | 45.174 | 39.108 | 245.5 | 1:39:19.475 | 104 | 3 | 1:44.896 | 30.803 | 42.589 | 31.504 | 250.6 | 3:25:11.179 |
| 52 | 1 | 2:08.584 | 43.919 | 46.149 | 38.516 | 147.9 | 1:41:28.059 | 105 | 3 | 1:43.953 | 30.505 | 42.266 | 31.182 | 251.7 | 3:26:55.132 |
| 53 | 1 | 1:49.975 | 32.435 | 43.771 | 33.769 | 252.9 | 1:43:18.034 | 106 | 3 | 1:43.836 | 30.409 | 42.095 | 31.332 | 251.2 | 3:28:38.968 |
| 54 | 1 | 1:48.563 | 31.479 | 44.314 | 32.770 | 253.5 | 1:45:06.597 | 107 | 3 | 1:44.211 | 30.582 | 42.316 | 31.313 | 252.3 | 3:30:23.179 |
| 55 | 1 | 1:48.642 | 31.698 | 44.144 | 32.770 | 256.5 | 1:46:55.209 | 108 | 3 | 1:44.527 | 30.578 | 42.361 | 31.588 | 251.7 | 3:32:07.706 |
| 56 | 1 | 1:48.721 | 31.464 | 44.462 | 32.795 | 252.9 | 1:48:43.930 | 109 | 3 | 1:45.703 | 30.996 | 43.057 | 31.650 | 251.7 | 3:33:53.409 |
| 57 | 1 | 1:48.344 | 31.446 | 44.000 | 32.898 | 252.3 | 1:50:32.274 | 110 | 3 | 1:44.561 | 30.569 | 42.578 | 31.414 | 252.3 | 3:35:37.970 |
| 58 | 1 | 1:49.569 | 31.710 | 44.484 | 33.375 | 252.3 | 1:52:21.843 | 111 | 3 | 1:45.229 | 30.783 | 42.808 | 31.638 | 252.3 | 3:37:23.199 |
| 59 | 1 | 1:49.555 | 31.652 | 43.753 | 34.150 | 252.9 | 1:54:11.398 | 112 | 3 | 1:45.551 | 30.821 | 42.899 | 31.831 | 251.7 | 3:39:08.750 |





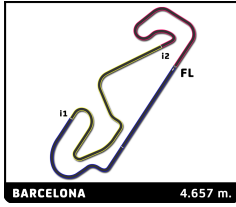
European Le Mans Series
4 Hours of Barcelona
Race

Sector Analysis

Lap under Red Flag Invalidated Lap Personal Best Session Best Crossing the pit lane

| Lap | D | Time | Sector 1 | Sector 2 | Sector 3 | T. Spd | Elapsed | Lap | D | Time | Sector 1 | Sector 2 | Sector 3 | T. Spd | Elapsed |
|---|---|-------------------|----------|----------|----------|--------|-------------|-----|---|-------------------|---------------|---------------|---------------|-------------|-------------|
| 113 | 3 | 1:45.467 | 30.922 | 42.942 | 31.603 | 252.3 | 3:40:54.217 | 42 | 3 | 1:35.011 | 26.989 | 39.071 | 28.951 | 280.5 | 1:10:59.206 |
| 114 | 3 | 2:46.219 B | 31.406 | 1:17.876 | 56.937 | 251.2 | 3:43:40.436 | 43 | 3 | 1:35.187 | 27.573 | 39.010 | 28.604 | 281.2 | 1:12:34.393 |
| 115 | 3 | 3:58.452 | 1:41.434 | 1:20.480 | 56.538 | | 3:47:38.888 | 44 | 3 | 1:33.306 | 26.683 | 38.329 | 28.294 | 281.2 | 1:14:07.699 |
| 116 | 3 | 2:39.601 | 1:11.483 | 54.845 | 33.273 | | 3:50:18.489 | 45 | 3 | 1:33.250 | 27.059 | 38.341 | 27.850 | 285.7 | 1:15:40.949 |
| 117 | 3 | 2:00.996 | 31.264 | 43.475 | 46.257 | 247.1 | 3:52:19.485 | 46 | 3 | 1:36.176 | 28.232 | 39.597 | 28.347 | 288.0 | 1:17:17.125 |
| 118 | 3 | 3:16.026 | 49.195 | 1:29.033 | 57.798 | 132.7 | 3:55:35.511 | 47 | 3 | 1:34.475 | 27.679 | 38.595 | 28.201 | 283.5 | 1:18:51.600 |
| 119 | 3 | 2:26.636 | 53.102 | 58.625 | 34.909 | 122.9 | 3:58:02.147 | 48 | 3 | 1:33.012 | 26.892 | 38.301 | 27.819 | 282.7 | 1:20:24.612 |
| 120 | 3 | 1:44.737 | 30.666 | 42.482 | 31.589 | 257.8 | 3:59:46.884 | 49 | 3 | 1:34.096 | 27.097 | 39.201 | 27.798 | 285.7 | 1:21:58.708 |
| 121 | 3 | 1:45.086 | 30.917 | 42.465 | 31.704 | 253.5 | 4:01:31.970 | 50 | 3 | 2:42.600 B | 27.167 | 1:18.325 | 57.108 | 283.5 | 1:24:41.308 |
| 83 AF Corse 1.François PERRODO 2.Matthieu VAXIVIERE 3.Alessio ROVERA Oreca 07 - Gibson LMP2 Pro/Am | | | | | | | | 51 | 3 | 3:57.946 | 1:39.105 | 1:21.299 | 57.542 | 1:28:39.254 | |
| | | | | | | | | 52 | 3 | 3:23.578 | 1:12.646 | 1:15.590 | 55.342 | 1:32:02.832 | |
| 1 | 1 | 1:48.049 | 35.844 | 42.057 | 30.148 | | 1:48.049 | 53 | 3 | 3:14.255 | 1:01.223 | 1:13.001 | 1:00.031 | 142.9 | 1:35:17.087 |
| 2 | 1 | 1:38.169 | 28.562 | 40.206 | 29.401 | 279.1 | 3:26.218 | 54 | 3 | 1:42.431 | 30.546 | 41.322 | 30.563 | 259.6 | 1:36:59.518 |
| 3 | 1 | 1:36.787 | 28.044 | 39.845 | 28.898 | 281.2 | 5:03.005 | 55 | 3 | 2:07.993 | 29.140 | 45.877 | 52.976 | 272.7 | 1:39:07.511 |
| 4 | 1 | 1:37.601 | 27.877 | 40.159 | 29.565 | 280.5 | 6:40.606 | 56 | 3 | 2:12.757 | 42.971 | 52.321 | 37.465 | | 1:41:20.268 |
| 5 | 1 | 1:37.326 | 28.063 | 39.612 | 29.651 | 281.2 | 8:17.932 | 57 | 3 | 1:36.706 | 27.848 | 39.698 | 29.160 | 282.0 | 1:42:56.974 |
| 6 | 1 | 1:37.403 | 27.854 | 40.197 | 29.352 | 281.2 | 9:55.335 | 58 | 3 | 1:34.029 | 27.256 | 38.626 | 28.147 | 279.1 | 1:44:31.003 |
| 7 | 1 | 1:37.474 | 28.183 | 40.080 | 29.211 | 284.2 | 11:32.809 | 59 | 3 | 1:34.966 | 26.900 | 39.196 | 28.870 | 282.7 | 1:46:05.969 |
| 8 | 1 | 1:36.328 | 27.721 | 39.645 | 28.962 | 281.2 | 13:09.137 | 60 | 3 | 1:34.192 | 27.051 | 38.808 | 28.333 | 283.5 | 1:47:40.161 |
| 9 | 1 | 1:36.030 | 27.711 | 39.392 | 28.927 | 280.5 | 14:45.167 | 61 | 3 | 1:36.240 | 27.389 | 39.246 | 29.605 | 285.0 | 1:49:16.401 |
| 10 | 1 | 4:37.256 | 27.763 | 40.370 | 29.423 | 282.0 | 16:22.423 | 62 | 3 | 1:36.565 | 27.639 | 39.412 | 29.514 | 282.7 | 1:50:52.966 |
| 11 | 1 | 1:37.902 | 27.962 | 39.806 | 30.134 | 282.7 | 18:00.325 | 63 | 3 | 1:37.707 | 27.635 | 40.808 | 29.264 | 285.0 | 1:52:30.673 |
| 12 | 1 | 1:40.440 | 29.012 | 41.430 | 29.998 | 283.5 | 19:40.765 | 64 | 3 | 1:37.723 | 27.552 | 39.772 | 30.399 | 285.0 | 1:54:08.396 |
| 13 | 1 | 1:38.897 | 28.811 | 40.851 | 29.235 | 286.5 | 21:19.662 | 65 | 3 | 1:37.866 | 28.833 | 39.784 | 29.249 | 285.7 | 1:55:46.262 |
| 14 | 1 | 4:39.193 | 27.719 | 40.370 | 31.404 | 280.5 | 22:58.855 | 66 | 3 | 1:35.236 | 27.371 | 39.248 | 28.617 | 281.2 | 1:57:21.498 |
| 15 | 1 | 1:36.854 | 27.993 | 39.575 | 29.286 | 279.1 | 24:35.709 | 67 | 3 | 1:36.028 | 27.345 | 39.244 | 29.439 | 282.0 | 1:58:57.526 |
| 16 | 1 | 1:35.968 | 27.670 | 39.327 | 28.971 | 280.5 | 26:11.677 | 68 | 3 | 1:37.397 | 28.496 | 39.595 | 29.306 | 284.2 | 2:00:34.923 |
| 17 | 1 | 1:35.952 | 27.523 | 39.440 | 28.989 | 281.2 | 27:47.629 | 69 | 3 | 1:35.713 | 27.382 | 39.485 | 28.846 | 281.2 | 2:02:10.636 |
| 18 | 1 | 1:37.088 | 27.746 | 39.482 | 29.860 | 282.7 | 29:24.717 | 70 | 3 | 1:35.105 | 27.271 | 39.125 | 28.709 | 283.5 | 2:03:45.741 |
| 19 | 1 | 1:36.625 | 27.558 | 40.190 | 28.877 | 281.2 | 31:01.342 | 71 | 3 | 1:37.333 | 28.361 | 40.317 | 28.655 | 286.5 | 2:05:23.074 |
| 20 | 1 | 1:37.934 | 27.629 | 39.438 | 30.867 | 282.7 | 32:39.276 | 72 | 3 | 1:36.307 | 28.086 | 39.364 | 28.857 | 285.0 | 2:06:59.381 |
| 21 | 1 | 1:39.609 | 29.249 | 39.979 | 30.381 | 279.8 | 34:18.885 | 73 | 3 | 1:36.479 | 27.601 | 39.963 | 28.915 | 283.5 | 2:08:35.860 |
| 22 | 1 | 1:38.571 | 27.846 | 39.973 | 30.752 | 280.5 | 35:57.456 | 74 | 3 | 1:36.341 | 27.238 | 39.751 | 29.352 | 282.7 | 2:10:12.201 |
| 23 | 1 | 1:41.296 | 28.483 | 41.382 | 31.431 | 279.8 | 37:38.752 | 75 | 3 | 1:35.428 | 27.209 | 39.248 | 28.971 | 282.0 | 2:11:47.629 |
| 24 | 1 | 1:37.522 | 28.265 | 40.054 | 29.203 | 279.1 | 39:16.274 | 76 | 3 | 1:37.768 | 28.347 | 40.354 | 29.067 | 284.2 | 2:13:25.397 |
| 25 | 1 | 1:36.278 | 27.638 | 39.489 | 29.151 | 281.2 | 40:52.552 | 77 | 3 | 1:35.279 | 27.381 | 39.147 | 28.751 | 279.8 | 2:15:00.676 |
| 26 | 1 | 1:45.781 B | 29.163 | 40.056 | 36.562 | 282.0 | 42:38.333 | 78 | 3 | 1:35.795 | 27.634 | 39.561 | 28.600 | 283.5 | 2:16:36.471 |
| 27 | 1 | 2:28.038 | 1:16.917 | 40.597 | 30.524 | 193.5 | 45:06.371 | 79 | 3 | 1:35.975 | 27.639 | 39.516 | 28.820 | 285.0 | 2:18:12.446 |
| 28 | 1 | 1:39.749 | 27.991 | 41.518 | 30.240 | 279.1 | 46:46.120 | 80 | 3 | 1:41.544 B | 27.795 | 39.639 | 34.110 | 283.5 | 2:19:53.990 |
| 29 | 1 | 1:39.670 | 28.771 | 40.084 | 30.815 | 279.1 | 48:25.790 | 81 | 2 | 3:01.374 | 1:52.440 | 40.318 | 28.616 | 188.2 | 2:22:55.364 |
| 30 | 1 | 1:37.798 | 28.076 | 40.025 | 29.697 | 276.9 | 50:03.588 | 82 | 2 | 1:35.439 | 27.806 | 39.024 | 28.609 | 279.1 | 2:24:30.803 |
| 31 | 1 | 1:38.173 | 28.148 | 40.270 | 29.755 | 282.7 | 51:41.761 | 83 | 2 | 1:34.174 | 27.369 | 38.688 | 28.117 | 276.9 | 2:26:04.977 |
| 32 | 1 | 1:38.833 | 28.192 | 40.336 | 30.305 | 282.7 | 53:20.594 | 84 | 2 | 1:35.350 | 27.794 | 39.022 | 28.534 | 282.0 | 2:27:40.327 |
| 33 | 1 | 1:38.597 | 28.440 | 40.071 | 30.086 | 279.8 | 54:59.191 | 85 | 2 | 1:36.065 | 27.369 | 39.285 | 29.411 | 280.5 | 2:29:16.392 |
| 34 | 1 | 1:38.640 | 28.449 | 40.214 | 29.977 | 279.1 | 56:37.831 | 86 | 2 | 1:34.999 | 27.843 | 38.810 | 28.346 | 279.1 | 2:30:51.391 |
| 35 | 1 | 1:37.362 | 27.825 | 40.008 | 29.529 | 279.8 | 58:15.193 | 87 | 2 | 1:35.076 | 27.420 | 39.275 | 28.381 | 279.8 | 2:32:26.467 |
| 36 | 1 | 1:39.886 | 27.950 | 42.086 | 29.850 | 280.5 | 59:55.079 | 88 | 2 | 1:35.023 | 27.530 | 38.866 | 28.627 | 282.7 | 2:34:01.490 |
| 37 | 1 | 1:40.178 | 28.699 | 40.464 | 31.015 | 280.5 | 1:01:35.257 | 89 | 2 | 1:35.965 | 27.616 | 39.072 | 29.277 | 282.0 | 2:35:37.455 |
| 38 | 1 | 1:38.689 | 28.373 | 40.300 | 30.016 | 277.6 | 1:03:13.946 | 90 | 2 | 1:35.759 | 27.904 | 39.278 | 28.577 | 280.5 | 2:37:13.214 |
| 39 | 1 | 1:45.130 B | 28.413 | 41.047 | 35.670 | 280.5 | 1:04:59.076 | 91 | 2 | 2:42.628 B | 27.636 | 1:17.517 | 57.475 | 279.8 | 2:39:55.842 |
| 40 | 3 | 2:50.686 | 1:40.926 | 40.373 | 29.387 | 190.8 | 1:07:49.762 | 92 | 2 | 4:11.047 | 1:52.263 | 1:21.352 | 57.432 | | 2:44:06.889 |
| 41 | 3 | 1:34.433 | 27.494 | 38.698 | 28.241 | 279.1 | 1:09:24.195 | 93 | 2 | 2:28.358 | 1:10.749 | 46.172 | 31.437 | | 2:46:35.247 |
| | | | | | | | | 94 | 2 | 3:00.186 | 52.143 | 1:13.940 | 54.103 | | 2:49:35.433 |





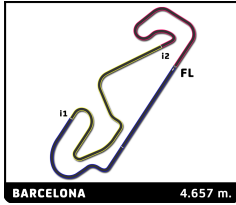
European Le Mans Series
4 Hours of Barcelona
Race

Sector Analysis

Lap under Red Flag Invalidated Lap Personal Best Session Best Crossing the pit lane

| Lap | D | Time | Sector 1 | Sector 2 | Sector 3 | T. Spd | Elapsed | Lap | D | Time | Sector 1 | Sector 2 | Sector 3 | T. Spd | Elapsed |
|--|---|-----------|----------|----------|----------|--------|-------------|--------------------------|---|-----------|----------|----------|----------|--------|-------------|
| 95 | 2 | 3:25.702 | 1:05.639 | 1:24.109 | 55.954 | | 2:53:01.135 | 15 | 1 | 1:45.900 | 31.193 | 43.012 | 31.695 | 251.2 | 26:30.624 |
| 96 | 2 | 2:21.711 | 44.260 | 54.259 | 43.192 | 173.1 | 2:55:22.846 | 16 | 1 | 1:46.189 | 31.077 | 43.427 | 31.685 | 252.3 | 28:16.813 |
| 97 | 2 | 1:35.202 | 28.111 | 38.979 | 28.112 | 278.4 | 2:56:58.048 | 17 | 1 | 1:45.896 | 30.948 | 43.150 | 31.798 | 251.7 | 30:02.709 |
| 98 | 2 | 1:33.794 | 27.265 | 38.684 | 27.845 | 282.7 | 2:58:31.842 | 18 | 1 | 1:46.213 | 31.022 | 43.527 | 31.664 | 252.3 | 31:48.922 |
| 99 | 2 | 1:34.190 | 27.185 | 38.520 | 28.485 | 283.5 | 3:00:06.032 | 19 | 1 | 1:46.293 | 31.446 | 43.069 | 31.778 | 252.3 | 33:35.215 |
| 100 | 2 | 1:33.779 | 27.173 | 38.749 | 27.857 | 280.5 | 3:01:39.811 | 20 | 1 | 1:46.354 | 31.398 | 43.142 | 31.814 | 251.2 | 35:21.569 |
| 101 | 2 | 1:33.960 | 27.186 | 38.786 | 27.988 | 283.5 | 3:03:13.771 | 21 | 1 | 1:46.696 | 30.991 | 43.503 | 32.202 | 252.3 | 37:08.265 |
| 102 | 2 | 1:34.648 | 27.279 | 38.887 | 28.452 | 284.2 | 3:04:48.389 | 22 | 1 | 1:46.851 | 31.088 | 43.528 | 32.235 | 251.7 | 38:55.116 |
| 103 | 2 | 1:35.264 | 27.480 | 39.363 | 28.421 | 285.0 | 3:06:23.653 | 23 | 1 | 1:48.316 | 31.576 | 43.454 | 33.286 | 250.6 | 40:43.432 |
| 104 | 2 | 1:35.115 | 27.439 | 39.118 | 28.558 | 284.2 | 3:07:58.768 | 24 | 1 | 1:46.170 | 31.187 | 43.250 | 31.733 | 253.5 | 42:29.602 |
| 105 | 2 | 1:37.299 | 27.462 | 40.015 | 29.822 | 282.7 | 3:09:36.067 | 25 | 1 | 1:47.616 | 31.340 | 43.955 | 32.321 | 251.2 | 44:17.218 |
| 106 | 2 | 1:37.920 | 29.084 | 39.573 | 29.263 | 282.0 | 3:11:13.987 | 26 | 1 | 1:48.437 | 31.039 | 43.967 | 33.431 | 251.7 | 46:05.655 |
| 107 | 2 | 1:34.820 | 27.570 | 38.856 | 28.394 | 280.5 | 3:12:48.807 | 27 | 1 | 1:47.583 | 31.155 | 43.428 | 33.000 | 251.7 | 47:53.238 |
| 108 | 2 | 1:35.710 | 27.643 | 39.122 | 28.945 | 283.5 | 3:14:24.517 | 28 | 1 | 1:46.316 | 31.208 | 43.238 | 31.870 | 252.3 | 49:39.554 |
| 109 | 2 | 1:36.800 | 27.749 | 39.201 | 29.850 | 282.0 | 3:16:01.317 | 29 | 1 | 1:46.208 | 31.030 | 43.342 | 31.836 | 251.7 | 51:25.762 |
| 110 | 2 | 1:36.460 | 28.417 | 39.511 | 28.532 | 287.2 | 3:17:37.777 | 30 | 1 | 1:46.817 | 31.051 | 43.588 | 32.178 | 251.2 | 53:12.579 |
| 111 | 2 | 2:13.735 | 28.305 | 48.476 | 56.954 | 284.2 | 3:19:51.512 | 31 | 1 | 1:46.705 | 30.945 | 43.530 | 32.230 | 252.3 | 54:59.284 |
| 112 | 2 | 3:17.129 | 1:11.528 | 1:20.729 | 44.872 | | 3:23:08.641 | 32 | 1 | 1:46.810 | 31.123 | 43.142 | 32.545 | 251.7 | 56:46.094 |
| 113 | 2 | 1:36.119 | 28.025 | 39.300 | 28.794 | 279.1 | 3:24:44.760 | 33 | 1 | 1:46.359 | 31.208 | 43.132 | 32.019 | 252.9 | 58:32.453 |
| 114 | 2 | 1:34.357 | 27.267 | 38.721 | 28.369 | 280.5 | 3:26:19.117 | 34 | 1 | 1:47.925 | 31.681 | 44.189 | 32.055 | 250.6 | 1:00:20.378 |
| 115 | 2 | 1:34.481 | 27.376 | 38.828 | 28.277 | 280.5 | 3:27:53.598 | 35 | 1 | 1:52.929B | 31.394 | 43.484 | 38.051 | 251.7 | 1:02:13.307 |
| 116 | 2 | 1:34.586 | 27.151 | 38.815 | 28.620 | 283.5 | 3:29:28.184 | 36 | 1 | 3:12.930 | 1:55.292 | 44.387 | 33.251 | 173.4 | 1:05:26.237 |
| 117 | 2 | 1:35.209 | 27.415 | 39.257 | 28.537 | 282.0 | 3:31:03.393 | 37 | 1 | 1:46.870 | 31.253 | 43.275 | 32.342 | 248.8 | 1:07:13.107 |
| 118 | 2 | 1:34.876 | 27.447 | 39.028 | 28.401 | 282.7 | 3:32:38.269 | 38 | 1 | 1:46.141 | 31.036 | 43.307 | 31.798 | 250.0 | 1:08:59.248 |
| 119 | 2 | 1:34.805 | 27.287 | 39.242 | 28.276 | 285.7 | 3:34:13.074 | 39 | 1 | 1:45.698 | 30.747 | 42.553 | 32.398 | 250.0 | 1:10:44.946 |
| 120 | 2 | 1:35.648 | 27.522 | 39.335 | 28.791 | 284.2 | 3:35:48.722 | 40 | 1 | 1:45.790 | 30.693 | 43.358 | 31.739 | 252.3 | 1:12:30.736 |
| 121 | 2 | 1:41.660B | 27.696 | 39.452 | 34.512 | 285.7 | 3:37:30.382 | 41 | 1 | 1:45.003 | 30.554 | 42.892 | 31.557 | 251.2 | 1:14:15.739 |
| 122 | 2 | 2:36.400 | 1:28.187 | 39.687 | 28.526 | 192.5 | 3:40:06.782 | 42 | 1 | 1:44.972 | 30.557 | 42.837 | 31.578 | 251.2 | 1:16:00.711 |
| 123 | 2 | 1:57.106 | 28.037 | 39.695 | 49.374 | 280.5 | 3:42:03.888 | 43 | 1 | 1:45.363 | 31.201 | 42.767 | 31.395 | 251.2 | 1:17:46.074 |
| 124 | 2 | 3:29.986 | 1:12.044 | 1:20.964 | 56.978 | | 3:45:33.874 | 44 | 1 | 1:44.689 | 30.647 | 42.567 | 31.475 | 251.7 | 1:19:30.763 |
| 125 | 2 | 3:30.386 | 1:12.177 | 1:21.082 | 57.127 | | 3:49:04.260 | 45 | 1 | 1:45.856 | 30.965 | 43.360 | 31.531 | 252.9 | 1:21:16.619 |
| 126 | 2 | 2:45.787 | 43.092 | 1:15.708 | 46.987 | 163.1 | 3:51:50.047 | 46 | 1 | 2:21.808 | 32.613 | 52.731 | 56.464 | 252.9 | 1:23:38.427 |
| 127 | 2 | 3:18.936 | 51.650 | 1:29.154 | 58.132 | 148.8 | 3:55:08.983 | 47 | 1 | 3:28.880B | 1:11.238 | 1:20.415 | 57.227 | | 1:27:07.307 |
| 128 | 2 | 2:34.428 | 55.458 | 1:00.630 | 38.340 | | 3:57:43.411 | 48 | 1 | 3:34.502 | 1:56.570 | 1:03.993 | 33.939 | | 1:30:41.809 |
| 129 | 2 | 1:35.232 | 27.692 | 39.244 | 28.296 | 281.2 | 3:59:18.643 | 49 | 1 | 1:57.320 | 31.142 | 42.972 | 43.206 | 248.3 | 1:32:39.129 |
| 130 | 2 | 1:33.878 | 26.995 | 38.421 | 28.462 | 283.5 | 4:00:52.521 | 50 | 1 | 2:56.425 | 59.966 | 1:04.816 | 51.643 | | 1:35:35.554 |
| 85 Iron Dames 1.Célia MARTIN 2.Sarah BOVY | | | | | | | | Porsche 911 GT3 RLMGT3 | | | | | | | |
| | | | | | | | | 3.Michelle GATTING LMGT3 | | | | | | | |
| 1 | 1 | 1:55.558 | 39.517 | 44.253 | 31.788 | | 1:55.558 | 51 | 1 | 3:19.916 | 1:11.002 | 1:16.973 | 51.941 | | 1:38:55.470 |
| 2 | 1 | 1:44.784 | 30.882 | 42.564 | 31.338 | 252.9 | 3:40.342 | 52 | 1 | 2:18.826 | 43.918 | 55.016 | 39.892 | 161.9 | 1:41:14.296 |
| 3 | 1 | 1:44.932 | 31.270 | 42.588 | 31.074 | 251.7 | 5:25.274 | 53 | 1 | 1:44.764 | 30.584 | 42.367 | 31.813 | 252.3 | 1:42:59.060 |
| 4 | 1 | 1:44.329 | 30.707 | 42.391 | 31.231 | 251.7 | 7:09.603 | 54 | 1 | 1:44.755 | 30.839 | 42.483 | 31.433 | 252.3 | 1:44:43.815 |
| 5 | 1 | 1:44.821 | 30.885 | 42.566 | 31.370 | 251.7 | 8:54.424 | 55 | 1 | 1:44.709 | 30.723 | 42.562 | 31.424 | 251.7 | 1:46:28.524 |
| 6 | 1 | 1:45.309 | 31.219 | 42.704 | 31.386 | 250.6 | 10:39.733 | 56 | 1 | 1:45.767 | 31.159 | 42.861 | 31.747 | 251.2 | 1:48:14.291 |
| 7 | 1 | 1:44.889 | 30.936 | 42.412 | 31.541 | 251.7 | 12:24.622 | 57 | 1 | 1:45.702 | 30.930 | 43.070 | 31.702 | 251.7 | 1:49:59.993 |
| 8 | 1 | 1:45.589 | 31.252 | 42.784 | 31.553 | 251.2 | 14:10.211 | 58 | 1 | 1:45.227 | 30.808 | 42.748 | 31.671 | 250.6 | 1:51:45.220 |
| 9 | 1 | 1:45.317 | 30.967 | 42.777 | 31.573 | 251.2 | 15:55.528 | 59 | 1 | 1:45.766 | 31.451 | 42.755 | 31.560 | 251.2 | 1:53:30.986 |
| 10 | 1 | 1:46.641 | 31.065 | 43.486 | 32.090 | 251.7 | 17:42.169 | 60 | 1 | 1:46.483 | 31.831 | 42.958 | 31.694 | 252.3 | 1:55:17.469 |
| 11 | 1 | 1:45.210 | 30.880 | 42.666 | 31.664 | 252.9 | 19:27.379 | 61 | 1 | 1:46.570 | 31.023 | 43.219 | 32.328 | 251.7 | 1:57:04.039 |
| 12 | 1 | 1:46.175 | 31.348 | 43.200 | 31.627 | 252.3 | 21:13.554 | 62 | 1 | 1:47.108 | 31.287 | 43.439 | 32.382 | 251.2 | 1:58:51.147 |
| 13 | 1 | 1:45.368 | 30.992 | 42.764 | 31.612 | 251.7 | 22:58.922 | 63 | 1 | 1:47.386 | 31.045 | 43.125 | 33.216 | 250.0 | 2:00:38.533 |
| 14 | 1 | 1:45.802 | 31.297 | 42.772 | 31.733 | 252.3 | 24:44.724 | 64 | 1 | 1:46.218 | 31.149 | 43.124 | 31.945 | 250.6 | 2:02:24.751 |
| | | | | | | | | 65 | 1 | 1:45.309 | 30.938 | 42.859 | 31.512 | 250.6 | 2:04:10.060 |
| | | | | | | | | 66 | 1 | 1:45.633 | 30.932 | 42.887 | 31.814 | 251.7 | 2:05:55.693 |
| | | | | | | | | 67 | 1 | 1:45.736 | 30.993 | 42.993 | 31.750 | 250.6 | 2:07:41.429 |

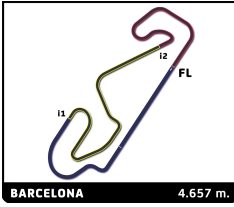




European Le Mans Series
4 Hours of Barcelona
Race

Sector Analysis

| Lap under Red Flag | | | | | | | | Invalidated Lap | | Personal Best | | Session Best | | B Crossing the pit lane | |
|--------------------|------|----------|----------|---------------|---------------|---------------|---------|-----------------|-----------------------|---------------|----------------|--------------|----------|-------------------------|-------------------|
| Lap | D | Time | Sector 1 | Sector 2 | Sector 3 | T. Spd | Elapsed | Lap | D | Time | Sector 1 | Sector 2 | Sector 3 | T. Spd | Elapsed |
| 68 | 1 | 1:51.455 | B | 30.813 | 42.966 | 37.676 | 251.2 | 2:09:32.884 | | | | | | | |
| 69 | 2 | 2:53.244 | | 1:36.936 | 43.549 | 32.759 | 168.5 | 2:12:26.128 | | | | | | | |
| 70 | 2 | 1:45.776 | | 30.746 | 43.178 | 31.852 | 248.8 | 2:14:11.904 | | | | | | | |
| 71 | 2 | 1:43.867 | | 30.277 | 42.277 | 31.313 | 251.2 | 2:15:55.771 | | | | | | | |
| 72 | 2 | 1:44.483 | | 30.621 | 42.576 | 31.286 | 250.6 | 2:17:40.254 | | | | | | | |
| 73 | 2 | 1:44.106 | | 30.428 | 42.426 | 31.252 | 252.3 | 2:19:24.360 | | | | | | | |
| 74 | 2 | 1:44.366 | | 30.631 | 42.403 | 31.332 | 251.7 | 2:21:08.726 | | | | | | | |
| 75 | 2 | 1:44.500 | | 30.410 | 42.573 | 31.517 | 251.2 | 2:22:53.226 | | | | | | | |
| 76 | 2 | 1:44.962 | | 30.673 | 42.695 | 31.594 | 251.2 | 2:24:38.188 | | | | | | | |
| 77 | 2 | 1:44.662 | | 30.651 | 42.477 | 31.534 | 250.6 | 2:26:22.850 | | | | | | | |
| 78 | 2 | 1:45.039 | | 30.771 | 42.759 | 31.509 | 251.2 | 2:28:07.889 | | | | | | | |
| 79 | 2 | 1:45.521 | | 30.743 | 42.731 | 32.047 | 251.2 | 2:29:53.410 | | | | | | | |
| 80 | 2 | 1:45.648 | | 30.906 | 43.038 | 31.704 | 251.2 | 2:31:39.058 | | | | | | | |
| 81 | 2 | 1:45.818 | | 30.710 | 43.069 | 32.039 | 250.0 | 2:33:24.876 | | | | | | | |
| 82 | 2 | 1:46.470 | | 30.749 | 43.207 | 32.514 | 252.9 | 2:35:11.346 | | | | | | | |
| 83 | 2 | 1:47.975 | | 31.002 | 43.782 | 33.191 | 252.9 | 2:36:59.321 | | | | | | | |
| 84 | 2 | 2:40.853 | B | 31.583 | 1:11.858 | 57.412 | 248.3 | 2:39:40.174 | | | | | | | |
| 85 | 2 | 4:18.343 | | 2:00.348 | 1:21.047 | 56.948 | | 2:43:58.517 | | | | | | | |
| 86 | 2 | 2:33.681 | | 1:11.445 | 48.813 | 33.423 | | 2:46:32.198 | | | | | | | |
| 87 | 2 | 3:00.774 | | 51.863 | 1:13.605 | 55.306 | | 2:49:32.972 | | | | | | | |
| 88 | 2 | 3:26.096 | | 1:05.583 | 1:24.006 | 56.507 | | 2:52:59.068 | | | | | | | |
| 89 | 2 | 2:23.302 | | 42.788 | 55.029 | 45.485 | 156.5 | 2:55:22.370 | | | | | | | |
| 90 | 2 | 1:45.910 | | 31.507 | 43.044 | 31.359 | 251.7 | 2:57:08.280 | | | | | | | |
| 91 | 2 | 1:43.810 | | 30.525 | 42.261 | 31.024 | 250.6 | 2:58:52.090 | | | | | | | |
| 92 | 2 | 1:44.774 | | 30.538 | 42.673 | 31.563 | 251.2 | 3:00:36.864 | | | | | | | |
| 93 | 2 | 1:45.273 | | 31.115 | 42.706 | 31.452 | 252.3 | 3:02:22.137 | | | | | | | |
| 94 | 2 | 1:45.203 | | 30.842 | 42.863 | 31.498 | 250.6 | 3:04:07.340 | | | | | | | |
| 95 | 2 | 1:44.846 | | 30.567 | 42.666 | 31.613 | 252.3 | 3:05:52.186 | | | | | | | |
| 96 | 2 | 1:45.279 | | 31.004 | 42.770 | 31.505 | 252.9 | 3:07:37.465 | | | | | | | |
| 97 | 2 | 1:44.556 | | 30.467 | 42.478 | 31.611 | 251.2 | 3:09:22.021 | | | | | | | |
| 98 | 2 | 1:50.751 | B | 31.122 | 42.769 | 36.860 | 252.9 | 3:11:12.772 | | | | | | | |
| 99 | 3 | 2:43.707 | | 1:28.129 | 44.022 | 31.556 | 170.3 | 3:13:56.479 | | | | | | | |
| 100 | 3 | 1:44.521 | | 30.796 | 42.245 | 31.480 | 248.8 | 3:15:41.000 | | | | | | | |
| 101 | 3 | 1:44.406 | | 30.792 | 42.514 | 31.100 | 250.0 | 3:17:25.406 | | | | | | | |
| 102 | 3 | 2:07.674 | | 30.630 | 42.378 | 54.666 | 249.4 | 3:19:33.080 | | | | | | | |
| 103 | 3 | 3:27.406 | | 1:11.298 | 1:20.319 | 55.789 | | 3:23:00.486 | | | | | | | |
| 104 | 3 | 1:48.543 | | 33.786 | 42.695 | 32.062 | 230.3 | 3:24:49.029 | | | | | | | |
| 105 | 3 | 1:44.546 | | 30.911 | 42.307 | 31.328 | 252.3 | 3:26:33.575 | | | | | | | |
| 106 | 3 | 1:45.020 | | 30.807 | 42.642 | 31.571 | 251.2 | 3:28:18.595 | | | | | | | |
| 107 | 3 | 1:44.162 | | 30.508 | 42.356 | 31.298 | 253.5 | 3:30:02.757 | | | | | | | |
| 108 | 3 | 1:44.165 | | 30.632 | 42.300 | 31.233 | 252.3 | 3:31:46.922 | | | | | | | |
| 109 | 3 | 1:44.023 | | 30.446 | 42.363 | 31.214 | 252.3 | 3:33:30.945 | | | | | | | |
| 110 | 3 | 1:44.301 | | 30.561 | 42.381 | 31.359 | 251.7 | 3:35:15.246 | | | | | | | |
| 111 | 3 | 1:44.898 | | 30.554 | 42.511 | 31.833 | 251.7 | 3:37:00.144 | | | | | | | |
| 112 | 3 | 1:44.860 | | 30.660 | 42.637 | 31.563 | 251.2 | 3:38:45.004 | | | | | | | |
| 113 | 3 | 1:45.361 | | 30.722 | 42.830 | 31.809 | 250.6 | 3:40:30.365 | | | | | | | |
| 114 | 3 | 2:27.551 | | 30.804 | 1:00.116 | 56.631 | 251.7 | 3:42:57.916 | | | | | | | |
| 115 | 3 | 3:28.623 | | 1:11.353 | 1:20.494 | 56.776 | | 3:46:26.539 | | | | | | | |
| 116 | 3 | 3:11.201 | | 1:11.653 | 1:21.343 | 38.205 | | 3:49:37.740 | | | | | | | |
| 117 | 3 | 2:23.896 | | 31.786 | 1:03.613 | 48.497 | 249.4 | 3:52:01.636 | | | | | | | |
| 118 | 3 | 3:15.723 | | 51.042 | 1:28.270 | 56.411 | 126.0 | 3:55:17.359 | | | | | | | |
| 119 | 3 | 2:33.451 | | 55.929 | 59.463 | 38.059 | | 3:57:50.810 | | | | | | | |
| 120 | 3 | 1:45.370 | | 30.969 | 42.760 | 31.641 | 254.7 | 3:59:36.180 | | | | | | | |
| 121 | 3 | 1:45.807 | | 31.205 | 42.760 | 31.842 | 251.7 | 4:01:21.987 | | | | | | | |
| 86 | | | | | | | | | GR Racing | | | | | | Ferrari 296 LMGT3 |
| | | | | | | | | | 1. Michael WAINWRIGHT | | 3. Tom FLEMING | | | | LMGT3 |
| | | | | | | | | | 2. Riccardo PERA | | | | | | |
| | 1 | 1:58.983 | | 41.095 | 45.859 | 32.029 | | 1:58.983 | | | | | | | |
| | 2 | 1:45.947 | | 31.075 | 43.030 | 31.842 | 256.5 | 3:44.930 | | | | | | | |
| | 3 | 1:45.517 | | 30.876 | 42.995 | 31.646 | 255.3 | 5:30.447 | | | | | | | |
| | 4 | 1:45.910 | | 31.110 | 43.040 | 31.760 | 254.7 | 7:16.357 | | | | | | | |
| | 5 | 1:45.710 | | 31.012 | 42.927 | 31.771 | 255.3 | 9:02.067 | | | | | | | |
| | 6 | 1:45.471 | | 30.832 | 42.836 | 31.803 | 255.3 | 10:47.538 | | | | | | | |
| | 7 | 1:46.113 | | 30.908 | 43.050 | 32.155 | 254.7 | 12:33.651 | | | | | | | |
| | 8 | 1:47.506 | | 31.296 | 43.393 | 32.817 | 254.1 | 14:21.157 | | | | | | | |
| | 9 | 1:47.357 | | 31.785 | 43.316 | 32.256 | 255.3 | 16:08.514 | | | | | | | |
| | 10 | 1:46.985 | | 30.997 | 43.542 | 32.446 | 257.8 | 17:55.499 | | | | | | | |
| | 11 | 1:47.509 | | 31.183 | 43.446 | 32.880 | 255.3 | 19:43.008 | | | | | | | |
| | 12 | 1:48.348 | | 31.478 | 43.879 | 32.991 | 255.3 | 21:31.356 | | | | | | | |
| | 13 | 1:48.531 | | 31.465 | 44.316 | 32.750 | 253.5 | 23:19.887 | | | | | | | |
| | 14 | 1:47.878 | | 31.628 | 43.694 | 32.556 | 253.5 | 25:07.765 | | | | | | | |
| | 15 | 1:47.325 | | 31.424 | 43.415 | 32.486 | 253.5 | 26:55.090 | | | | | | | |
| | 16 | 1:47.648 | | 31.333 | 43.687 | 32.628 | 254.7 | 28:42.738 | | | | | | | |
| | 17 | 1:47.740 | | 31.449 | 43.874 | 32.417 | 255.3 | 30:30.478 | | | | | | | |
| | 18 | 1:48.210 | | 31.412 | 43.901 | 32.897 | 255.9 | 32:18.688 | | | | | | | |
| | 19 | 1:47.863 | | 31.448 | 43.734 | 32.681 | 255.3 | 34:06.551 | | | | | | | |
| | 20 | 1:47.843 | | 31.439 | 43.836 | 32.568 | 254.1 | 35:54.394 | | | | | | | |
| | 21 | 1:47.872 | | 31.290 | 43.959 | 32.623 | 254.7 | 37:42.266 | | | | | | | |
| | 22 | 1:47.719 | | 31.179 | 43.822 | 32.718 | 255.3 | 39:29.985 | | | | | | | |
| | 23 | 1:48.556 | | 31.438 | 44.303 | 32.815 | 255.3 | 41:18.541 | | | | | | | |
| | 24 | 1:49.406 | | 32.311 | 44.270 | 32.825 | 257.8 | 43:07.947 | | | | | | | |
| | 25 | 1:48.912 | | 31.650 | 44.162 | 33.100 | 255.9 | 44:56.859 | | | | | | | |
| | 26 | 1:54.320 | B | 31.687 | 44.220 | 38.413 | 255.3 | 46:51.179 | | | | | | | |
| | 27 | 2:56.298 | | 1:40.041 | 44.074 | 32.183 | 170.9 | 49:47.477 | | | | | | | |
| | 28 | 1:46.275 | | 31.033 | 43.168 | 32.074 | 252.9 | 51:33.752 | | | | | | | |
| | 29 | 1:45.948 | | 30.859 | 43.117 | 31.972 | 254.1 | 53:19.700 | | | | | | | |
| | 30 | 1:47.468 | | 31.766 | 43.450 | 32.252 | 254.7 | 55:07.168 | | | | | | | |
| | 31 | 1:47.267 | | 31.391 | 43.392 | 32.484 | 254.1 | 56:54.435 | | | | | | | |
| | 32 | 1:48.758 | | 31.950 | 43.734 | 33.074 | 254.1 | 58:43.193 | | | | | | | |
| | 33 | 1:47.960 | | 31.362 | 43.673 | 32.925 | 254.7 | 1:00:31.153 | | | | | | | |
| | 34 | 1:46.914 | | 31.296 | 43.554 | 32.064 | 253.5 | 1:02:18.067 | | | | | | | |
| | 35 | 1:47.990 | | 31.164 | 44.443 | 32.383 | 252.9 | 1:04:06.057 | | | | | | | |
| | 36 | 1:46.875 | | 31.075 | 43.171 | 32.629 | 253.5 | 1:05:52.932 | | | | | | | |
| | 37 | 1:55.876 | B | 31.275 | 45.157 | 39.444 | 253.5 | 1:07:48.808 | | | | | | | |
| | 38 | 2:54.101 | | 1:37.220 | 44.614 | 32.267 | 167.4 | 1:10:42.909 | | | | | | | |
| | 39 | 2:22.163 | | 1:04.745 | 44.868 | 32.550 | 251.7 | 1:13:05.072 | | | | | | | |
| | 40 | 1:47.895 | | 31.595 | 43.767 | 32.533 | 250.0 | 1:14:52.967 | | | | | | | |
| | 41 | 1:48.794 | | 31.385 | 44.395 | 33.014 | 250.6 | 1:16:41.761 | | | | | | | |
| | 42 | 1:48.495 | | 31.724 | 44.129 | 32.642 | 250.6 | 1:18:30.256 | | | | | | | |
| | 43</ | | | | | | | | | | | | | | |



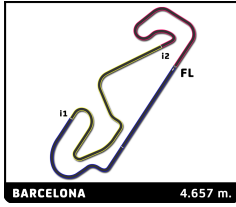
European Le Mans Series
4 Hours of Barcelona
Race

Sector Analysis

Lap under Red Flag Invalidated Lap Personal Best Session Best Crossing the pit lane

| Lap | D | Time | Sector 1 | Sector 2 | Sector 3 | T. Spd | Elapsed | Lap | D | Time | Sector 1 | Sector 2 | Sector 3 | T. Spd | Elapsed |
|-----|---|-------------------|----------|----------|---------------|--------|-------------|--|---|---------------------|---------------|-------------------|-------------------|--------|-------------|
| 50 | 1 | 1:56.309 | 32.938 | 45.097 | 38.274 | 244.9 | 1:39:09.693 | 103 | 2 | 2:37.707 | 1:11.110 | 54.939 | 31.658 | | 3:23:56.305 |
| 51 | 1 | 2:13.628 | 45.204 | 49.015 | 39.409 | | 1:41:23.321 | 104 | 2 | 1:46.001 | 30.812 | 43.222 | 31.967 | 253.5 | 3:25:42.306 |
| 52 | 1 | 1:56.322 B | 32.151 | 45.110 | 39.061 | 250.6 | 1:46:10.311 | 105 | 2 | 1:46.406 | 31.026 | 43.032 | 32.348 | 251.7 | 3:27:28.712 |
| 53 | 3 | 2:50.668 | 1:33.106 | 44.983 | 32.579 | 170.9 | 1:46:10.311 | 106 | 2 | 1:46.483 | 31.018 | 43.209 | 32.256 | 254.7 | 3:29:15.195 |
| 54 | 3 | 1:45.577 | 30.979 | 42.990 | 31.608 | 252.3 | 1:47:55.888 | 107 | 2 | 1:46.007 | 30.890 | 43.256 | 31.861 | 253.5 | 3:31:01.202 |
| 55 | 3 | 1:44.907 | 30.753 | 42.784 | 31.370 | 251.7 | 1:49:40.795 | 108 | 2 | 1:47.377 | 30.883 | 43.364 | 33.130 | 254.7 | 3:32:48.579 |
| 56 | 3 | 1:44.314 | 30.528 | 42.482 | 31.304 | 252.9 | 1:51:25.109 | 109 | 2 | 1:47.529 | 31.404 | 43.815 | 32.310 | 255.3 | 3:34:36.108 |
| 57 | 3 | 1:44.146 | 30.487 | 42.380 | 31.279 | 252.3 | 1:53:09.255 | 110 | 2 | 1:47.870 | 31.193 | 44.410 | 32.267 | 252.3 | 3:36:23.978 |
| 58 | 3 | 1:44.220 | 30.530 | 42.437 | 31.253 | 253.5 | 1:54:53.475 | 111 | 2 | 1:47.603 | 31.032 | 44.110 | 32.461 | 252.3 | 3:38:11.581 |
| 59 | 3 | 1:45.659 | 30.589 | 42.805 | 32.265 | 252.3 | 1:56:39.134 | 112 | 2 | 1:48.100 | 31.989 | 43.851 | 32.260 | 252.9 | 3:39:59.681 |
| 60 | 3 | 1:44.587 | 30.679 | 42.713 | 31.195 | 252.3 | 1:58:23.721 | 113 | 2 | 2:06.627 | 31.217 | 44.022 | 51.388 | 253.5 | 3:42:06.308 |
| 61 | 3 | 1:45.317 | 30.482 | 42.935 | 31.900 | 252.9 | 2:00:09.038 | 114 | 2 | 3:28.363 B | 1:11.146 | 1:20.046 | 57.171 | | 3:45:34.671 |
| 62 | 3 | 1:45.668 | 30.997 | 43.119 | 31.552 | 254.1 | 2:01:54.706 | 115 | 2 | 3:55.478 | 1:53.005 | 1:21.146 | 41.327 | | 3:49:30.149 |
| 63 | 3 | 1:46.628 | 31.504 | 43.426 | 31.698 | 256.5 | 2:03:41.334 | 116 | 2 | 2:29.061 | 35.406 | 1:05.899 | 47.756 | 160.0 | 3:51:59.210 |
| 64 | 3 | 1:46.464 | 31.081 | 43.198 | 32.185 | 254.1 | 2:05:27.798 | 117 | 2 | 2:37.464 | 51.238 | 1:14.576 | 31.650 | 128.1 | 3:54:36.674 |
| 65 | 3 | 1:46.147 | 30.837 | 43.364 | 31.946 | 253.5 | 2:07:13.945 | 118 | 2 | 1:45.137 | 30.973 | 42.492 | 31.672 | 252.3 | 3:56:21.811 |
| 66 | 3 | 1:47.259 | 31.392 | 44.073 | 31.794 | 254.7 | 2:09:01.204 | 119 | 2 | 1:42.945 | 30.478 | 41.947 | 30.520 | 254.7 | 3:58:04.756 |
| 67 | 3 | 1:45.605 | 30.855 | 42.932 | 31.848 | 253.3 | 2:10:46.809 | 120 | 2 | 1:45.688 | 30.541 | 43.782 | 31.365 | 260.2 | 3:59:50.444 |
| 68 | 3 | 1:45.324 | 30.801 | 42.934 | 31.589 | 253.5 | 2:12:32.133 | 121 | 2 | 1:44.134 | 30.106 | 42.461 | 31.567 | 257.1 | 4:01:34.578 |
| 69 | 3 | 1:46.691 | 30.759 | 43.321 | 32.611 | 252.9 | 2:14:18.824 | 88 Inter Europol Competition Ligier JS P325 - Toyota LMP3 | | | | | | | |
| 70 | 3 | 1:46.041 | 30.778 | 43.271 | 31.992 | 254.7 | 2:16:04.865 | 1.Timothy CRESWICK 3.Reece GOLD | | | | | | | |
| 71 | 3 | 1:46.188 | 30.869 | 43.255 | 32.064 | 254.1 | 2:17:51.053 | 2.Douwwe DEDECKER | | | | | | | |
| 72 | 3 | 1:46.423 | 30.792 | 43.246 | 32.385 | 254.7 | 2:19:37.476 | 1 | 1 | 1:54.892 | 39.305 | 44.072 | 31.515 | | 1:54.892 |
| 73 | 3 | 1:46.027 | 30.708 | 43.179 | 32.140 | 254.1 | 2:21:23.503 | 2 | 1 | 1:43.997 | 30.358 | 42.661 | 30.978 | 254.1 | 3:38.889 |
| 74 | 3 | 1:45.689 | 30.717 | 43.076 | 31.896 | 254.1 | 2:23:09.192 | 3 | 1 | 1:43.282 | 30.273 | 42.048 | 30.961 | 255.3 | 5:22.171 |
| 75 | 3 | 1:45.729 | 30.833 | 43.004 | 31.892 | 254.1 | 2:24:54.921 | 4 | 1 | 1:41.984 | 29.910 | 41.824 | 30.250 | 255.3 | 7:04.155 |
| 76 | 3 | 1:45.809 | 30.880 | 43.063 | 31.866 | 252.9 | 2:26:40.730 | 5 | 1 | 1:42.237 | 29.916 | 41.972 | 30.349 | 259.0 | 8:46.392 |
| 77 | 3 | 1:46.614 | 31.230 | 43.493 | 31.891 | 253.5 | 2:28:27.344 | 6 | 1 | 1:43.193 | 29.937 | 42.015 | 31.241 | 260.9 | 10:29.585 |
| 78 | 3 | 1:46.657 | 30.735 | 43.518 | 32.404 | 254.1 | 2:30:14.001 | 7 | 1 | 1:42.419 | 29.901 | 41.901 | 30.617 | 256.5 | 12:12.004 |
| 79 | 3 | 1:46.040 | 30.988 | 43.383 | 31.669 | 253.5 | 2:32:00.041 | 8 | 1 | 1:42.809 | 29.914 | 42.238 | 30.657 | 257.8 | 13:54.813 |
| 80 | 3 | 1:47.949 | 31.228 | 44.335 | 32.386 | 253.5 | 2:33:47.990 | 9 | 1 | 1:42.210 | 29.738 | 41.929 | 30.543 | 255.9 | 15:37.023 |
| 81 | 3 | 1:46.443 | 30.845 | 43.561 | 32.037 | 254.7 | 2:35:34.433 | 10 | 1 | 1:44.189 | 29.786 | 42.424 | 31.979 | 255.3 | 17:21.212 |
| 82 | 3 | 1:47.073 | 30.901 | 43.755 | 32.417 | 253.5 | 2:37:21.506 | 11 | 1 | 1:43.802 | 30.855 | 42.051 | 30.896 | 253.5 | 19:05.014 |
| 83 | 3 | 2:59.934 B | 42.495 | 1:19.597 | 57.842 | 251.7 | 2:40:21.440 | 12 | 1 | 1:44.286 | 29.935 | 42.342 | 32.009 | 260.9 | 20:49.300 |
| 84 | 2 | 4:42.898 | 2:24.473 | 1:21.154 | 57.271 | | 2:45:04.338 | 13 | 1 | 1:42.990 | 30.122 | 42.349 | 30.519 | 258.4 | 22:32.290 |
| 85 | 2 | 2:04.258 | 43.761 | 45.540 | 34.957 | 180.0 | 2:47:08.596 | 14 | 1 | 1:43.519 | 30.053 | 42.298 | 31.168 | 262.8 | 24:15.809 |
| 86 | 2 | 2:41.483 | 32.352 | 1:11.020 | 58.111 | 234.8 | 2:49:50.079 | 15 | 1 | 1:43.218 | 30.216 | 42.118 | 30.884 | 257.8 | 25:59.027 |
| 87 | 2 | 3:23.484 | 1:05.164 | 1:21.542 | 56.778 | | 2:53:13.563 | 16 | 1 | 1:43.561 | 30.119 | 42.356 | 31.086 | 259.0 | 27:42.588 |
| 88 | 2 | 2:16.627 | 43.820 | 53.109 | 39.698 | 133.7 | 2:55:30.190 | 17 | 1 | 1:43.176 | 29.890 | 42.040 | 31.246 | 258.4 | 29:25.764 |
| 89 | 2 | 1:44.684 | 30.477 | 42.983 | 31.224 | 255.9 | 2:57:14.874 | 18 | 1 | 1:42.855 | 29.556 | 42.283 | 31.016 | 259.6 | 31:08.619 |
| 90 | 2 | 1:44.611 | 30.679 | 42.468 | 31.464 | 257.1 | 2:58:59.485 | 19 | 1 | 1:45.299 | 30.014 | 42.460 | 32.825 | 257.1 | 32:53.918 |
| 91 | 2 | 1:43.767 | 30.211 | 42.286 | 31.270 | 257.1 | 3:00:43.252 | 20 | 1 | 1:42.762 | 30.028 | 41.953 | 30.781 | 256.5 | 34:36.680 |
| 92 | 2 | 1:44.909 | 31.250 | 42.411 | 31.248 | 248.8 | 3:02:28.161 | 21 | 1 | 1:44.937 | 30.357 | 43.246 | 31.334 | 261.5 | 36:21.617 |
| 93 | 2 | 1:44.492 | 30.435 | 42.838 | 31.219 | 254.7 | 3:04:12.653 | 22 | 1 | 1:45.066 | 30.066 | 42.274 | 32.726 | 258.4 | 38:06.683 |
| 94 | 2 | 1:45.036 | 30.403 | 42.923 | 31.710 | 253.5 | 3:05:57.689 | 23 | 1 | 1:48.465 | 31.197 | 43.986 | 33.282 | 262.1 | 39:55.148 |
| 95 | 2 | 1:44.574 | 30.378 | 42.607 | 31.589 | 255.9 | 3:07:42.263 | 24 | 1 | 1:46.353 | 30.609 | 42.383 | 33.361 | 259.6 | 41:41.501 |
| 96 | 2 | 1:45.546 | 30.556 | 42.961 | 32.029 | 252.9 | 3:09:27.809 | 25 | 1 | 1:42.910 | 30.217 | 41.928 | 30.765 | 253.5 | 43:24.411 |
| 97 | 2 | 1:45.326 | 30.566 | 42.821 | 31.939 | 253.5 | 3:11:13.135 | 26 | 1 | 1:42.666 | 29.522 | 41.747 | 31.397 | 257.1 | 45:07.077 |
| 98 | 2 | 1:47.629 | 30.974 | 43.999 | 32.656 | 254.1 | 3:13:00.764 | 27 | 1 | 1:43.640 | 29.908 | 41.920 | 31.812 | 259.0 | 46:50.717 |
| 99 | 2 | 1:46.539 | 30.976 | 43.749 | 31.814 | 251.7 | 3:14:47.303 | 28 | 1 | 1:44.933 | 30.501 | 42.524 | 31.008 | 260.9 | 48:34.750 |
| 100 | 2 | 1:46.361 | 31.044 | 43.238 | 32.079 | 250.6 | 3:16:33.664 | 29 | 1 | 1:46.339 | 31.337 | 43.835 | 31.167 | 261.5 | 50:21.089 |
| 101 | 2 | 1:46.809 | 31.469 | 43.154 | 32.186 | 251.7 | 3:18:20.473 | 30 | 1 | 1:49.074 | 32.362 | 44.062 | 32.650 | 256.5 | 52:10.163 |
| 102 | 2 | 2:58.125 | 41.710 | 1:20.367 | 56.048 | 253.5 | 3:21:18.598 | 31 | 1 | 1:44.237 | 30.429 | 42.787 | 31.021 | 257.1 | 53:54.400 |





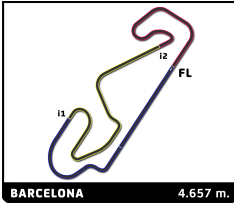
European Le Mans Series
4 Hours of Barcelona
Race

Sector Analysis

Lap under Red Flag Invalidated Lap Personal Best Session Best B Crossing the pit lane

| Lap | D | Time | Sector 1 | Sector 2 | Sector 3 | T. Spd | Elapsed | Lap | D | Time | Sector 1 | Sector 2 | Sector 3 | T. Spd | Elapsed |
|-----|---|------------|----------|----------|----------|--------|-------------|-----|---|------------|----------|----------|----------|--------|-------------|
| 11 | 1 | 1:38.199 | 27.767 | 40.517 | 29.915 | 285.0 | 17:52.828 | 64 | 3 | 1:37.447 | 27.534 | 39.710 | 30.203 | 287.2 | 1:54:06.906 |
| 12 | 1 | 1:39.384 | 28.883 | 40.756 | 29.745 | 285.7 | 19:32.212 | 65 | 3 | 1:36.172 | 28.275 | 39.296 | 28.601 | 285.7 | 1:55:43.078 |
| 13 | 1 | 1:37.689 | 27.741 | 40.726 | 29.222 | 284.2 | 21:09.901 | 66 | 3 | 1:35.036 | 26.988 | 39.131 | 28.917 | 285.7 | 1:57:18.114 |
| 14 | 1 | 1:36.030 | 27.409 | 39.329 | 29.292 | 284.2 | 22:45.931 | 67 | 3 | 1:38.138 | 27.163 | 39.801 | 31.174 | 285.0 | 1:58:56.252 |
| 15 | 1 | 1:36.257 | 27.419 | 39.677 | 29.161 | 285.0 | 24:22.188 | 68 | 3 | 1:35.730 | 27.557 | 39.424 | 28.749 | 280.5 | 2:00:31.982 |
| 16 | 1 | 1:37.106 | 27.533 | 39.928 | 29.645 | 285.7 | 25:59.294 | 69 | 3 | 1:34.625 | 27.265 | 38.730 | 28.630 | 285.7 | 2:02:06.607 |
| 17 | 1 | 1:38.353 | 28.586 | 40.089 | 29.678 | 288.0 | 27:37.647 | 70 | 3 | 1:35.084 | 27.024 | 38.881 | 29.179 | 286.5 | 2:03:41.691 |
| 18 | 1 | 1:36.677 | 27.556 | 39.457 | 29.664 | 285.0 | 29:14.324 | 71 | 3 | 1:35.990 | 27.223 | 39.196 | 29.571 | 285.7 | 2:05:17.681 |
| 19 | 1 | 1:37.571 | 27.721 | 40.481 | 29.369 | 285.7 | 30:51.895 | 72 | 3 | 1:37.767 | 27.214 | 39.204 | 31.349 | 285.7 | 2:06:55.448 |
| 20 | 1 | 1:37.427 | 28.227 | 39.973 | 29.227 | 288.8 | 32:29.322 | 73 | 3 | 1:39.731 B | 27.232 | 38.827 | 33.672 | 283.5 | 2:08:35.179 |
| 21 | 1 | 1:37.175 | 27.329 | 39.670 | 30.176 | 286.5 | 34:06.497 | 74 | 3 | 2:42.793 | 1:32.848 | 40.415 | 29:530 | 194.9 | 2:11:17.972 |
| 22 | 1 | 1:38.517 | 28.216 | 40.952 | 29.349 | 286.5 | 35:45.014 | 75 | 3 | 1:36.537 | 28.182 | 39.337 | 29.018 | 282.7 | 2:12:54.509 |
| 23 | 1 | 1:35.673 | 27.397 | 39.404 | 28.872 | 285.0 | 37:20.687 | 76 | 3 | 1:36.256 | 27.854 | 39.438 | 28.964 | 285.7 | 2:14:30.765 |
| 24 | 1 | 1:36.368 | 27.126 | 39.110 | 30.132 | 286.5 | 38:57.055 | 77 | 3 | 1:35.863 | 27.363 | 39.327 | 29.173 | 285.0 | 2:16:06.628 |
| 25 | 1 | 1:37.907 | 28.459 | 39:789 | 29.659 | 286.5 | 40:34.962 | 78 | 3 | 1:37.821 | 27.866 | 39.986 | 29.969 | 286.5 | 2:17:44.449 |
| 26 | 1 | 1:41.147 B | 27.524 | 39.177 | 34.446 | 284.2 | 42:16.109 | 79 | 3 | 1:37.064 | 27.647 | 40.171 | 29.246 | 285.0 | 2:19:21.513 |
| 27 | 1 | 2:40.998 | 1:28.817 | 41.789 | 30.392 | 192.2 | 44:57.107 | 80 | 3 | 1:36.982 | 27.499 | 39.612 | 29.871 | 285.7 | 2:20:58.495 |
| 28 | 1 | 1:39.869 | 29.091 | 40.270 | 30.508 | 283.5 | 46:36.976 | 81 | 3 | 1:37.367 | 27.617 | 40.530 | 29.220 | 285.0 | 2:22:35.862 |
| 29 | 1 | 1:37.375 | 28.086 | 39.814 | 29.475 | 278.4 | 48:14.351 | 82 | 3 | 1:37.158 | 27.370 | 40.253 | 29.535 | 285.0 | 2:24:13.020 |
| 30 | 1 | 1:39.138 | 28.426 | 40.372 | 30.340 | 285.0 | 49:53.489 | 83 | 3 | 1:37.149 | 27.646 | 39.683 | 29.820 | 285.7 | 2:25:50.169 |
| 31 | 1 | 1:38.270 | 27.849 | 40.274 | 30.147 | 282.7 | 51:31.759 | 84 | 3 | 1:39.076 | 27.483 | 40.002 | 31.591 | 284.2 | 2:27:29.245 |
| 32 | 1 | 1:38.384 | 27.955 | 40.433 | 29.996 | 283.5 | 53:10.143 | 85 | 3 | 1:37.176 | 27.755 | 40.056 | 29.365 | 283.5 | 2:29:06.421 |
| 33 | 1 | 1:38.980 | 28.219 | 40.929 | 29.832 | 284.2 | 54:49.123 | 86 | 3 | 1:36.610 | 27.388 | 39.960 | 29.262 | 285.0 | 2:30:43.031 |
| 34 | 1 | 1:37.730 | 27.953 | 40.000 | 29.777 | 283.5 | 56:26.853 | 87 | 3 | 1:37.155 | 27.505 | 40.131 | 29.519 | 283.5 | 2:32:20.186 |
| 35 | 1 | 1:38.216 | 27.928 | 40.208 | 30.080 | 284.2 | 58:05.069 | 88 | 3 | 1:36.073 | 27.420 | 39.334 | 29.519 | 284.2 | 2:33:56.259 |
| 36 | 1 | 1:38.487 | 27.937 | 40.540 | 30.010 | 283.5 | 59:43.556 | 89 | 3 | 1:43.851 B | 28.318 | 40.425 | 35.108 | 287.2 | 2:35:40.110 |
| 37 | 1 | 1:37.990 | 27.824 | 40.364 | 29.802 | 284.2 | 1:01:21.546 | 90 | 2 | 3:30.301 | 1:35.428 | 57.619 | 57.254 | 186.2 | 2:39:10.411 |
| 38 | 1 | 1:37.069 | 27.759 | 39:684 | 29.629 | 284.2 | 1:02:58.615 | 91 | 2 | 3:31.282 B | 1:12.156 | 1:21.329 | 57.797 | | 2:42:41.693 |
| 39 | 1 | 1:39.430 | 28.506 | 40.465 | 30.459 | 284.2 | 1:04:38.045 | 92 | 2 | 3:29.311 | 1:33.640 | 1:09.187 | 46.484 | | 2:46:11.004 |
| 40 | 1 | 1:40.319 | 29.012 | 40.838 | 30.469 | 285.0 | 1:06:18.364 | 93 | 2 | 3:14.343 | 1:02.585 | 1:13.135 | 58.623 | | 2:49:25.347 |
| 41 | 1 | 1:39.084 | 28.423 | 40.441 | 30.220 | 284.2 | 1:07:57.448 | 94 | 2 | 1:51.396 | 35.800 | 43.562 | 32.034 | 209.3 | 2:51:16.743 |
| 42 | 1 | 1:44.356 B | 28.547 | 40.283 | 35.526 | 285.7 | 1:09:41.804 | 95 | 2 | 2:09.161 | 31.840 | 43.698 | 53.623 | 254.7 | 2:53:25.904 |
| 43 | 3 | 2:53.585 | 1:43.186 | 40.861 | 29.538 | 192.9 | 1:12:35.389 | 96 | 2 | 2:11.331 | 42.572 | 50.113 | 38.646 | 200.4 | 2:55:37.235 |
| 44 | 3 | 1:37.018 | 28.671 | 39.719 | 28.628 | 284.2 | 1:14:12.407 | 97 | 2 | 1:38.943 | 28.894 | 40.396 | 29.653 | 287.2 | 2:57:16.178 |
| 45 | 3 | 1:35.095 | 27.500 | 38.959 | 28.636 | 285.0 | 1:15:47.502 | 98 | 2 | 1:36.507 | 27.799 | 39.440 | 29.268 | 286.5 | 2:58:52.685 |
| 46 | 3 | 1:35.067 | 26.875 | 39.594 | 28.598 | 285.0 | 1:17:22.569 | 99 | 2 | 1:33.295 | 26.836 | 38.175 | 28.284 | 282.7 | 3:00:25.980 |
| 47 | 3 | 1:37.758 | 27.271 | 41.170 | 29.317 | 285.7 | 1:19:00.327 | 100 | 2 | 1:33.956 | 27.382 | 38.418 | 28.156 | 285.0 | 3:01:59.936 |
| 48 | 3 | 1:35.581 | 27.535 | 39.485 | 28.561 | 287.2 | 1:20:35.908 | 101 | 2 | 1:32.965 | 26.974 | 38.119 | 27.872 | 285.7 | 3:03:32.901 |
| 49 | 3 | 1:34.313 | 27.349 | 38.687 | 28.277 | 288.0 | 1:22:10.221 | 102 | 2 | 1:32.653 | 26.544 | 38.091 | 28.018 | 287.2 | 3:05:05.554 |
| 50 | 3 | 3:01.882 | 43.753 | 1:20.925 | 57.204 | 285.7 | 1:25:12.103 | 103 | 2 | 1:33.350 | 26.713 | 38.356 | 28.281 | 287.2 | 3:06:38.904 |
| 51 | 3 | 3:30.171 | 1:11.808 | 1:21.104 | 57.259 | | 1:28:42.274 | 104 | 2 | 1:33.736 | 26.827 | 38.626 | 28.283 | 286.5 | 3:08:12.640 |
| 52 | 3 | 3:21.157 | 1:11.987 | 1:15.084 | 54.086 | | 1:32:03.431 | 105 | 2 | 1:34.319 | 26.857 | 39.006 | 28.456 | 285.7 | 3:09:46.959 |
| 53 | 3 | 3:14.210 | 1:01.936 | 1:12.681 | 59.593 | 134.7 | 1:35:17.641 | 106 | 2 | 1:35.944 | 27.136 | 39.496 | 29.312 | 285.7 | 3:11:22.903 |
| 54 | 3 | 1:43.773 | 31.239 | 42.136 | 30.398 | 257.1 | 1:37:01.414 | 107 | 2 | 1:37.397 | 27.650 | 39.538 | 30.209 | 285.0 | 3:13:00.300 |
| 55 | 3 | 2:07.255 | 29.139 | 44.763 | 53.353 | 249.4 | 1:39:08.669 | 108 | 2 | 1:35.399 | 27.421 | 38.855 | 29.123 | 285.0 | 3:14:35.699 |
| 56 | 3 | 2:11.878 | 42.843 | 51.855 | 37.180 | | 1:41:20.547 | 109 | 2 | 1:34.943 | 27.224 | 39.131 | 28.588 | 287.2 | 3:16:10.642 |
| 57 | 3 | 1:36.809 | 27.946 | 39.654 | 29.209 | 286.5 | 1:42:57.356 | 110 | 2 | 1:37.053 | 27.266 | 39.182 | 30.605 | 287.2 | 3:17:47.695 |
| 58 | 3 | 1:34.416 | 27.169 | 38.583 | 28.664 | 288.0 | 1:44:31.772 | 111 | 2 | 2:19.120 | 27.595 | 54.764 | 56.761 | 294.3 | 3:20:06.815 |
| 59 | 3 | 1:33.558 | 26.865 | 38.561 | 28.132 | 288.0 | 1:46:05.330 | 112 | 2 | 3:08.381 | 1:11.596 | 1:20.723 | 36.062 | | 3:23:15.196 |
| 60 | 3 | 1:33.705 | 26.808 | 38.595 | 28.302 | 287.2 | 1:47:39.035 | 113 | 2 | 1:35.247 | 27.263 | 39.238 | 28.746 | 285.7 | 3:24:50.443 |
| 61 | 3 | 1:36.929 | 27.332 | 40.106 | 29.491 | 290.3 | 1:49:15.964 | 114 | 2 | 1:36.193 | 27.471 | 39.439 | 29.283 | 288.0 | 3:26:26.636 |
| 62 | 3 | 1:36.480 | 27.514 | 39.789 | 29.177 | 288.0 | 1:50:52.444 | 115 | 2 | 4:41.734 B | 27.482 | 41.299 | 3:32.953 | 287.2 | 3:31:08.370 |
| 63 | 3 | 1:37.015 | 27.677 | 40.256 | 29.082 | 289.5 | 1:52:29.459 | 116 | 2 | 9:58.968 | 8:49.503 | 39.925 | 29.540 | 190.1 | 3:41:07.338 |





European Le Mans Series
4 Hours of Barcelona
Race

Sector Analysis

■ Lap under Red Flag
 ■ Invalidated Lap
 ■ Personal Best
 ■ Session Best
 B Crossing the pit lane

| Lap | D | Time | Sector 1 | Sector 2 | Sector 3 | T. Spd | Elapsed | Lap | D | Time | Sector 1 | Sector 2 | Sector 3 | T. Spd | Elapsed |
|-----|---|----------|----------|----------|----------|--------|-------------|-----|---|------|----------|----------|----------|--------|---------|
| 117 | 2 | 2:56.480 | 38.641 | 1:20.860 | 56.979 | 282.7 | 3:44:03.818 | | | | | | | | |
| 118 | 2 | 3:29.834 | 1:11.744 | 1:20.963 | 57.127 | | 3:47:33.652 | | | | | | | | |
| 119 | 2 | 2:43.182 | 1:11.956 | 58.305 | 32.921 | | 3:50:16.834 | | | | | | | | |
| 120 | 2 | 2:01.601 | 30.810 | 42.815 | 47.976 | 241.1 | 3:52:18.435 | | | | | | | | |
| 121 | 2 | 3:15.914 | 49.281 | 1:29.212 | 57.421 | 153.4 | 3:55:34.349 | | | | | | | | |
| 122 | 2 | 2:27.318 | 53.125 | 59.053 | 35.140 | | 3:58:01.667 | | | | | | | | |
| 123 | 2 | 1:41.707 | 29.998 | 41.357 | 30.352 | 263.4 | 3:59:43.374 | | | | | | | | |
| 124 | 2 | 1:39.465 | 28.211 | 40.452 | 30.802 | 282.0 | 4:01:22.839 | | | | | | | | |

