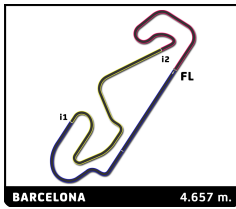


### Porsche Carrera Cup France 4 Hours of Barcelona Free Practice 2

### Sector Analysis

— Invalidated Lap    ■ Personal Best    ■ Session Best    B Crossing the pit lane

Lap	Time	Sector 1	Sector 2	Sector 3	Kph	Elapsed	Lap	Time	Sector 1	Sector 2	Sector 3	Kph	Elapsed
<b>2</b> Hugo CHEVALIER FRA Debard Automobiles by Racetivity Porsche 911 GT3 Cup													
1	4:04.549B	2:10.467	1:01.467	52.615	66.5	4:04.549	1	2:50.158B	1:03.861	55.175	51.122	95.6	2:50.158
2	2:36.090	1:11.705	50.515	33.870	107.4	6:40.639	2	3:32.886B	1:56.518	51.433	44.935	78.8	6:23.044
3	1:47.250	31.396	43.703	32.151	156.3	8:27.889	3	2:41.122	1:22.102	46.579	32.441	104.1	9:04.166
4	2:38.055B	31.240	1:08.690	58.125	106.1	11:05.944	4	2:59.235	43.133	1:20.004	56.098	93.5	12:03.401
5	5:17.837	3:57.934	47.271	32.632	52.7	16:23.781	5	2:57.077	1:11.060	1:11.378	34.639	94.7	15:00.478
6	1:46.814	31.152	43.540	32.122	157.0	18:10.595	6	1:53.072	34.536	45.824	32.712	148.3	16:53.550
7	1:46.929	31.098	43.549	32.282	156.8	19:57.524	7	1:46.932	31.348	43.688	31.896	156.8	18:40.482
8	1:58.051B	31.266	43.519	43.266	142.0	21:55.575	8	1:46.182	30.966	43.433	31.783	157.9	20:26.664
9	9:33.032	7:59.706	56.929	36.397	29.3	31:28.607	9	1:46.749	30.937	43.664	32.148	157.1	22:13.413
10	1:57.616	39.348	45.957	32.311	142.5	33:26.223	10	1:47.270	30.957	43.582	32.731	156.3	24:00.683
11	1:51.306	30.753	48.225	32.328	150.6	35:17.529	11	1:47.190	31.280	43.683	32.227	156.4	25:47.873
12	1:45.269	30.808	42.791	31.670	159.3	37:02.798	12	1:47.549	31.140	43.987	32.422	155.9	27:35.422
13	1:44.982	30.734	42.858	31.390	159.7	38:47.780	13	1:47.833	31.209	44.003	32.621	155.5	29:23.255
14	1:45.113	30.722	42.879	31.512	159.5	40:32.893	14	1:48.292	31.427	44.213	32.652	154.8	31:11.547
<b>3</b> Jean-Philippe GAMBARO FRA ABM Porsche 911 GT3 Cup													
1	3:26.189B	1:34.303	58.793	53.093	78.9	3:26.189	15	1:49.991	31.138	46.224	32.629	152.4	33:01.538
2	3:47.503B	2:16.448	46.697	44.358	73.7	7:13.692	16	1:48.039	31.294	44.206	32.539	155.2	34:49.577
3	4:06.041	1:59.921	1:13.774	52.346	68.1	11:19.733	17	1:50.228	31.306	46.157	32.765	152.1	36:39.805
4	3:13.729	1:07.498	1:20.010	46.221	86.5	14:33.462	18	1:49.923	31.447	45.459	33.017	152.5	38:29.728
5	1:52.863	33.000	46.243	33.620	148.5	16:26.325	19	1:48.736	31.665	44.196	32.875	154.2	40:18.464
6	1:50.274	32.152	45.173	32.949	152.0	18:16.599							
7	1:49.206	32.011	44.403	32.792	153.5	20:05.805							
8	1:49.504	32.122	44.641	32.741	153.1	21:55.309							
9	1:49.163	31.655	44.670	32.838	153.6	23:44.472							
10	1:48.385	31.714	44.065	32.606	154.7	25:32.857							
11	1:50.255	31.666	46.070	32.519	152.1	27:23.112							
12	1:49.034	31.698	44.059	33.277	153.8	29:12.146							
13	1:59.025B	31.838	44.719	42.468	140.9	31:11.171							
14	4:07.982	2:49.309	45.472	33.201	67.6	35:19.153							
15	1:48.717	31.886	44.159	32.672	154.2	37:07.870							
16	1:48.603	31.612	44.234	32.757	154.4	38:56.473							
17	1:47.894	31.637	43.797	32.460	155.4	40:44.367							
<b>7</b> Jérôme BOULLERY FRA Racing Technology Porsche 911 GT3 Cup													
1	3:01.757	1:28.080	57.333	36.344	89.5	3:01.757							
2	1:58.627	35.683	48.664	34.280	141.3	5:00.384							
3	1:49.509	31.990	44.585	32.934	153.1	6:49.893							
4	1:48.274	31.631	44.077	32.566	154.8	8:38.167							
5	2:36.504	31.357	1:11.522	53.625	107.1	11:14.671							
6	3:13.178	1:09.953	1:20.277	42.948	86.8	14:27.849							
7	1:49.698	32.055	44.723	32.920	152.8	16:17.547							
8	1:49.386	31.775	44.736	32.875	153.3	18:06.933							
9	2:00.799B	31.752	44.241	44.806	138.8	20:07.732							
10	9:05.680	7:38.644	53.017	34.019	30.7	29:13.412							
11	1:53.450	33.615	46.515	33.320	147.8	31:06.862							
12	1:46.017	31.233	43.218	31.566	158.1	32:52.879							
13	1:45.589	30.934	42.989	31.666	158.8	34:38.468							
14	1:45.276	30.612	42.867	31.797	159.2	36:23.744							
15	1:45.650	30.829	43.219	31.602	158.7	38:09.394							
16	1:58.955B	30.799	43.196	44.960	140.9	40:08.349							
<b>11</b> Joran LENEUTRE FRA Racing Technology Porsche 911 GT3 Cup													
1	2:50.158B	1:03.861	55.175	51.122	95.6	2:50.158							
2	3:32.886B	1:56.518	51.433	44.935	78.8	6:23.044							
3	2:41.122	1:22.102	46.579	32.441	104.1	9:04.166							
4	2:59.235	43.133	1:20.004	56.098	93.5	12:03.401							
5	2:57.077	1:11.060	1:11.378	34.639	94.7	15:00.478							
6	1:53.072	34.536	45.824	32.712	148.3	16:53.550							
7	1:46.932	31.348	43.688	31.896	156.8	18:40.482							
8	1:46.182	30.966	43.433	31.783	157.9	20:26.664							
9	1:46.749	30.937	43.664	32.148	157.1	22:13.413							
10	1:47.270	30.957	43.582	32.731	156.3	24:00.683							
11	1:47.190	31.280	43.683	32.227	156.4	25:47.873							
12	1:47.549	31.140	43.987	32.422	155.9	27:35.422							
13	1:47.833	31.209	44.003	32.621	155.5	29:23.255							
14	1:48.292	31.427	44.213	32.652	154.8	31:11.547							
15	1:49.991	31.138	46.224	32.629	152.4	33:01.538							
16	1:48.039	31.294	44.206	32.539	155.2	34:49.577							
17	1:50.228	31.306	46.157	32.765	152.1	36:39.805							
18	1:49.923	31.447	45.459	33.017	152.5	38:29.728							
19	1:48.736	31.665	44.196	32.875	154.2	40:18.464							
<b>12</b> Benjamin PAQUE BEL TFT Racing Porsche 911 GT3 Cup													
1	2:41.001B	59.109	54.163	47.729	101.0	2:41.001							
2	2:29.300B	57.789	46.359	45.152	112.3	5:10.301							
3	2:27.127	1:09.927	44.612	32.588	114.0	7:37.428							
4	7:04.077B	31.289	5:26.264	1:06.524	39.5	14:41.505							
5	4:16.726	2:59.509	44.921	32.296	65.3	18:58.231							
6	1:47.060	31.116	43.935	32.009	156.6	20:45.291							
7	1:47.626	31.459	43.840	32.327	155.8	22:32.917							
8	1:47.654	31.000	44.452	32.202	155.7	24:20.571							
9	1:46.998	31.126	43.738	32.134	156.7	26:07.569							
10	1:47.306	31.174	43.840	32.292	156.2	27:54.875							
11	1:47.332	31.163	43.899	32.270	156.2	29:42.207							
12	1:54.792B	31.260	43.936	39.596	146.0	31:36.999							
13	4:41.851	3:25.447	44.138	32.266	59.5	36:18.850							
14	1:47.952	31.350	44.113	32.489	155.3	38:06.802							
15	1:47.602	31.159	43.835	32.608	155.8	39:54.404							
16	1:47.760	31.218	44.081	32.461	155.6	41:42.164							
<b>16</b> Theo OEVERHAUS GER Martinet by Alméras Porsche 911 GT3 Cup													
1	2:36.706B	58.672	50.555	47.479	103.8	2:36.706							
2	2:44.704B	1:14.993	45.506	44.205	101.8	5:21.410							
3	2:42.037	1:25.030	44.573	32.434	103.5	8:03.447							
4	2:13.678	31.351	46.604	55.723	125.4	10:17.125							
5	3:26.783	1:10.648	1:20.293	55.842	81.1	13:43.908							
6	2:09.024	52.021	44.554	32.449	129.9	15:52.932							
7	1:55.914B	31.052	44.036	40.826	144.6	17:48.846							
8	5:31.825	4:15.439	43.931	32.455	50.5	23:20.671							
9	1:48.558	31.371	43.452	33.735	154.4	25:09.229							
10	1:46.908	31.040	43.777	32.091	156.8	26:56.137							
11	1:47.017	31.172	43.445	32.400	156.7	28:43.154							
12	1:55.778B	31.420	43.611	40.747	144.8	30:38.932							
13	5:28.793	4:12.594	43.959	32.240	51.0	36:07.725							



### Porsche Carrera Cup France 4 Hours of Barcelona Free Practice 2

### Sector Analysis

— Invalidated Lap    ■ Personal Best    ■ Session Best    B Crossing the pit lane

Lap	Time	Sector 1	Sector 2	Sector 3	Kph	Elapsed	Lap	Time	Sector 1	Sector 2	Sector 3	Kph	Elapsed
14	<u>1:49.359</u>	31.364	43.695	<u>34.300</u>	153.3	37:57.084	10	1:47.216	31.299	43.869	<b>32.048</b>	156.4	23:58.245
15	<b>1:46.671</b>	<b>30.912</b>	43.478	32.281	157.2	39:43.755	11	<u>1:47.389</u>	31.217	<b>43.761</b>	<u>32.411</u>	156.1	25:45.634
16	1:46.945	31.055	43.656	32.234	156.8	41:30.700	12	<u>1:50.436</u>	<u>31.349</u>	46.040	33.047	151.8	27:36.070

17 Enzo JOULIE AND						
Martinet by Alméras			Porsche 911 GT3 Cup			
1	3:00.729B	1:22.243	51.013	47.473	90.0	3:00.729
2	2:46.649B	1:15.589	48.415	42.645	100.6	5:47.378
3	2:34.773	1:17.590	44.825	32.358	108.3	8:22.151
4	2:30.738	31.665	1:03.250	55.823	111.2	10:52.889
5	3:28.914	1:10.761	1:23.817	54.336	80.2	14:21.803
6	1:53.433	32.519	47.351	33.563	147.8	16:15.236
7	1:47.251	31.132	43.966	32.153	156.3	18:02.487
8	1:47.263	31.173	44.003	32.087	156.3	19:49.750
9	1:46.722	31.162	43.520	32.040	157.1	21:36.472
10	1:46.461	31.110	43.406	31.945	157.5	23:22.933
11	1:53.846B	31.252	43.883	38.711	147.3	25:16.779
12	4:57.179	3:35.644	48.522	33.013	56.4	30:13.958
13	1:53.335	33.968	46.359	33.008	147.9	32:07.293
14	1:45.817	30.806	43.340	31.671	158.4	33:53.110
15	<b>1:45.109</b>	<b>30.646</b>	43.007	<b>31.456</b>	159.5	35:38.219
16	1:45.120	30.673	<b>42.917</b>	31.530	159.5	37:23.339
17	<u>1:45.658</u>	30.778	43.224	<u>31.656</u>	158.7	39:08.997
18	1:54.666B	31.035	43.043	40.588	146.2	41:03.663

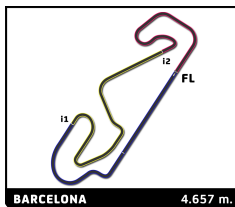
18 Keagan MASTERS ZAF						
TFT Racing			Porsche 911 GT3 Cup			
1	2:53.566B	59.034	1:04.063	50.469	93.7	2:53.566
2	2:49.454B	1:05.107	55.045	49.302	98.9	5:43.020
3	<u>2:37.327</u>	1:13.952	48.571	<u>34.804</u>	106.6	8:20.347
4	2:42.036	34.868	1:08.166	59.002	103.5	11:02.383
5	3:21.896	1:10.893	1:23.634	47.369	83.0	14:24.279
6	<u>1:50.023</u>	32.373	44.733	<u>32.917</u>	152.4	16:14.302
7	1:47.048	31.293	43.685	32.070	156.6	18:01.350
8	<b>1:46.015</b>	<b>30.966</b>	43.216	<b>31.833</b>	158.1	19:47.365
9	2:06.714B	33.956	48.803	43.955	132.3	21:54.079
10	5:20.464	4:02.302	45.454	32.708	52.3	27:14.543
11	1:47.483	31.555	43.757	32.171	156.0	29:02.026
12	<u>1:46.583</u>	31.146	43.487	<u>31.950</u>	157.3	30:48.609
13	1:46.546	31.123	43.303	32.120	157.4	32:35.155
14	1:47.725	31.334	44.335	32.056	155.6	34:22.880
15	<u>1:46.322</u>	31.038	<b>43.181</b>	<u>32.103</u>	157.7	36:09.202
16	1:46.446	31.071	43.312	32.063	157.5	37:55.648
17	1:46.562	31.062	43.288	32.212	157.3	39:42.210
18	1:46.271	31.131	43.242	31.898	157.8	41:28.481

21 Marc GUILLOT FRA						
ABM			Porsche 911 GT3 Cup			
1	3:00.348	1:30.222	53.161	36.965	90.2	3:00.348
2	1:55.917	36.054	46.358	33.505	144.6	4:56.265
3	1:50.441	32.126	45.073	33.242	151.8	6:46.706
4	1:48.351	31.737	44.077	32.537	154.7	8:35.057
5	2:40.095B	31.286	1:10.290	58.519	104.7	11:15.152
6	5:33.071	4:14.994	45.108	32.969	50.3	16:48.223
7	1:47.992	31.574	44.132	32.286	155.2	18:36.215
8	1:47.641	31.403	43.966	32.272	155.8	20:23.856
9	<b>1:47.173</b>	<b>31.205</b>	43.876	32.092	156.4	22:11.029

23 Jordan BOISSON FRA						
TFT Racing			Porsche 911 GT3 Cup			
1	3:36.377B	1:36.425	59.349	1:00.603	75.2	3:36.377
2	3:00.072B	1:17.414	53.463	49.195	93.1	6:36.449
3	2:53.027	1:20.008	52.201	40.818	96.9	9:29.476
4	3:29.186	1:10.755	1:20.644	57.787	80.1	12:58.662
5	2:32.587	1:11.278	47.616	33.693	109.9	15:31.249
6	1:50.473	31.954	45.170	33.349	151.8	17:21.722
7	1:48.931	31.607	44.540	32.784	153.9	19:10.653
8	1:48.496	<b>31.416</b>	44.305	32.775	154.5	20:59.149
9	1:49.214	32.064	44.469	32.681	153.5	22:48.363
10	1:48.820	31.594	44.402	32.824	154.1	24:37.183
11	1:48.298	31.636	44.089	32.573	154.8	26:25.481
12	<b>1:48.149</b>	31.652	<b>43.993</b>	<b>32.504</b>	155.0	28:13.630
13	2:02.269B	31.787	44.631	45.851	137.1	30:15.899
14	4:37.470	3:13.862	45.207	38.401	60.4	34:53.369
15	1:50.801	31.895	45.473	33.433	151.3	36:44.170
16	1:49.400	31.630	44.370	33.400	153.2	38:33.570
17	1:49.662	31.687	44.422	33.553	152.9	40:23.232

33 Paul CAUHAUPE FRA						
ABM			Porsche 911 GT3 Cup			
1	3:02.100B	1:21.463	54.410	46.227	89.3	3:02.100
2	3:36.261B	2:04.863	46.886	44.512	77.5	6:38.361
3	4:04.701	2:07.575	1:00.445	56.681	68.5	10:43.062
4	3:29.457	1:11.651	1:21.159	56.647	80.0	14:12.519
5	1:51.538	34.890	44.254	32.394	150.3	16:04.057
6	1:47.053	31.214	43.614	32.225	156.6	17:51.110
7	1:46.318	31.127	43.499	<b>31.692</b>	157.7	19:37.428
8	1:46.108	30.971	43.360	31.777	158.0	21:23.536
9	<b>1:45.913</b>	30.971	43.242	31.700	158.3	23:09.449
10	1:45.965	<b>30.909</b>	<b>43.084</b>	31.972	158.2	24:55.414
11	1:46.068	31.006	43.297	31.765	158.1	26:41.482
12	1:55.188B	30.991	43.324	40.873	145.5	28:36.670
13	4:04.248	2:45.404	43.966	34.878	68.6	32:40.918
14	1:47.925	31.599	43.736	32.590	155.3	34:28.843
15	<u>1:46.329</u>	30.909	<u>43.478</u>	31.942	157.7	36:15.172
16	1:46.724	31.176	43.556	31.992	157.1	38:01.896
17	1:46.222	30.918	43.315	31.989	157.8	39:48.118
18	2:07.423B	30.924	54.908	41.591	131.6	41:55.541

44 Cyril CAILLO FRA						
Racing Technology			Porsche 911 GT3 Cup			
1	3:07.033	1:31.578	58.570	36.885	87.0	3:07.033
2	2:10.289B	37.005	46.666	46.618	128.7	5:17.322
3	2:34.452	1:16.182	45.492	32.778	108.5	7:51.774
4	2:07.664	31.522	44.636	51.506	131.3	9:59.438



### Porsche Carrera Cup France 4 Hours of Barcelona Free Practice 2

### Sector Analysis

— Invalidated Lap    ■ Personal Best    ■ Session Best    B Crossing the pit lane

Lap	Time	Sector 1	Sector 2	Sector 3	Kph	Elapsed	Lap	Time	Sector 1	Sector 2	Sector 3	Kph	Elapsed
5	3:27.256	1:09.508	1:21.424	56.324	80.9	13:26.694							
6	2:18.026	59.067	46.213	32.746	121.5	15:44.720							
7	1:49.499	31.405	43.831	34.263	153.1	17:34.219							
8	1:47.781	31.169	44.129	32.483	155.5	19:22.000							
9	1:49.099	31.259	45.242	32.598	153.7	21:11.099							
10	1:46.832	31.159	43.604	32.069	156.9	22:57.931							
11	2:02.187 B	33.939	44.996	43.252	137.2	25:00.118							
12	4:19.793	2:48.436	55.530	35.827	64.5	29:19.911							
13	2:00.534	39.270	46.897	34.367	139.1	31:20.445							
14	1:49.663	32.477	44.714	32.472	152.9	33:10.108							
15	1:46.300	31.009	43.613	31.678	157.7	34:56.408							
16	1:45.822	30.842	43.343	31.637	158.4	36:42.230							
17	1:45.787	30.856	43.143	31.788	158.5	38:28.017							
18	1:45.892	30.777	43.293	31.822	158.3	40:13.909							

47 Alexander REIMANN		EST					
EST1		Porsche 911 GT3 Cup					
1	2:55.307 B	1:09.415	55.015	50.877	92.8	2:55.307	
2	2:38.386	1:10.862	52.124	35.400	105.9	5:33.693	
3	2:01.896	36.755	51.205	33.936	137.5	7:35.589	
4	2:09.821 B	32.371	51.817	45.633	129.1	9:45.410	
5	6:24.696	5:06.792	45.245	32.659	43.6	16:10.106	
6	1:48.320	31.566	44.187	32.567	154.8	17:58.426	
7	1:47.487	31.386	43.897	32.204	156.0	19:45.913	
8	1:48.477	31.527	44.626	32.324	154.6	21:34.390	
9	1:47.524	31.300	43.927	32.297	155.9	23:21.914	
10	1:46.910	30.984	43.729	32.197	156.8	25:08.824	
11	1:54.289 B	31.116	43.749	39.424	146.7	27:03.113	
12	4:14.796	2:50.506	50.367	33.923	65.8	31:17.909	
13	1:48.393	32.312	44.328	31.753	154.7	33:06.302	
14	1:45.425	30.774	42.930	31.721	159.0	34:51.727	
15	1:45.478	30.772	42.963	31.743	158.9	36:37.205	
16	1:45.952	31.010	43.073	31.869	158.2	38:23.157	
17	1:54.251 B	31.046	43.067	40.138	146.7	40:17.408	

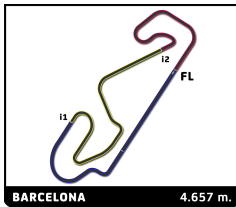
51 Mathys CAPPUCCIO		FRA					
ABM		Porsche 911 GT3 Cup					
1	3:12.446	1:37.763	56.901	37.782	84.5	3:12.446	
2	2:03.298	37.887	51.322	34.089	136.0	5:15.744	
3	1:46.840	31.081	43.479	32.280	156.9	7:02.584	
4	1:45.763	30.945	43.314	31.504	158.5	8:48.347	
5	2:45.715	30.822	1:17.840	57.053	101.2	11:34.062	
6	3:08.285	1:11.659	1:21.074	35.552	89.0	14:42.347	
7	1:57.755 B	31.087	44.369	42.299	142.4	16:40.102	
8	4:46.441 B	3:20.577	44.189	41.675	58.5	21:26.543	
9	2:22.333	1:06.780	43.758	31.795	117.8	23:48.876	
10	1:46.223	31.045	43.294	31.884	157.8	25:35.099	
11	1:46.706	31.036	43.762	31.908	157.1	27:21.805	
12	1:47.169	31.202	43.306	32.661	156.4	29:08.974	
13	1:47.445	31.350	43.505	32.590	156.0	30:56.419	
14	1:46.631	31.229	43.378	32.024	157.2	32:43.050	
15	1:47.301	31.181	43.765	32.355	156.2	34:30.351	
16	1:47.075	31.170	43.709	32.196	156.6	36:17.426	
17	1:46.814	31.069	43.430	32.315	157.0	38:04.240	
18	1:46.815	31.180	43.474	32.161	157.0	39:51.055	
19	1:47.141	31.274	43.716	32.151	156.5	41:38.196	

74 Marvin KLEIN		FRA					
ABM		Porsche 911 GT3 Cup					
1	2:01.184	42.458	45.905	32.821	134.2	2:01.184	
2	1:47.415	31.480	43.718	32.217	156.1	3:48.599	
3	1:45.905	30.989	43.153	31.763	158.3	5:34.504	
4	1:45.653	30.903	43.273	31.477	158.7	7:20.157	
5	1:45.898	31.179	43.059	31.660	158.3	9:06.055	
6	3:02.928 B	44.579	1:20.471	57.878	91.6	12:08.983	
7	6:18.553	5:02.381	44.440	31.732	44.3	18:27.536	
8	1:45.919	31.152	43.316	31.451	158.3	20:13.455	
9	1:45.896	30.980	43.256	31.660	158.3	21:59.351	
10	1:55.902 B	31.122	43.366	41.414	144.6	23:55.253	
11	6:09.349	4:53.600	43.738	32.011	45.4	30:04.602	
12	1:54.606 B	31.303	43.553	39.750	146.3	31:59.208	
13	3:51.233	2:35.641	43.702	31.890	72.5	35:50.441	
14	1:46.362	31.043	43.410	31.909	157.6	37:36.803	
15	1:46.164	31.015	43.503	31.646	157.9	39:22.967	
16	1:58.778 B	31.041	44.231	43.506	141.1	41:21.745	

77 Louis PERROT		FRA					
Schumacher CLRT		Porsche 911 GT3 Cup					
1	2:46.913 B	1:02.130	54.431	50.352	97.5	2:46.913	
2	6:45.637 B	5:06.915	51.389	47.333	41.3	9:32.550	
3	3:42.272	1:21.429	1:22.962	57.881	75.4	13:14.822	
4	2:24.240	1:06.447	45.428	32.365	116.2	15:39.062	
5	1:46.870	31.107	43.765	31.998	156.9	17:25.932	
6	1:46.603	30.963	43.589	32.051	157.3	19:12.535	
7	1:46.760	30.940	43.519	32.301	157.0	20:59.295	
8	1:46.224	31.177	43.435	31.612	157.8	22:45.519	
9	1:46.467	30.786	43.440	32.241	157.5	24:31.986	
10	1:47.181	30.975	43.920	32.286	156.4	26:19.167	
11	1:46.332	31.070	43.339	31.923	157.7	28:05.499	
12	1:46.159	30.939	43.100	32.120	157.9	29:51.658	
13	1:46.468	31.045	43.468	31.955	157.5	31:38.126	
14	2:01.757 B	31.741	46.314	43.702	137.7	33:39.883	

81 Eric DEBARD		FRA					
Debard Automobiles by Racetivity		Porsche 911 GT3 Cup					
1	3:02.776	1:32.718	53.478	36.580	89.0	3:02.776	
2	1:58.398	36.898	47.266	34.234	141.6	5:01.174	
3	1:49.982	32.464	44.656	32.862	152.4	6:51.156	
4	1:48.942	31.909	44.374	32.659	153.9	8:40.098	
5	2:35.680	31.747	1:10.148	53.785	107.7	11:15.778	
6	3:27.063 B	1:09.759	1:20.399	56.905	81.0	14:42.841	
7	16:46.811	...	57.030	36.377	16.7	31:29.652	
8	2:01.264	39.154	48.409	33.701	138.3	33:30.916	
9	1:51.154	31.887	44.678	34.589	150.8	35:22.070	
10	1:48.135	31.484	44.278	32.373	155.0	37:10.205	
11	1:47.725	31.259	44.069	32.397	155.6	38:57.930	
12	1:47.306	31.313	44.025	31.968	156.2	40:45.236	

85 Karen GAILLARD		CHE					
Schumacher CLRT		Porsche 911 GT3 Cup					
1	3:24.208 B	1:27.118	1:00.730	56.360	79.7	3:24.208	
2	7:37.609 B	5:26.016	1:11.736	59.857	36.6	11:01.817	
3	3:26.418	1:20.807	1:20.356	45.255	81.2	14:28.235	



### Porsche Carrera Cup France 4 Hours of Barcelona Free Practice 2

### Sector Analysis

\_ Invalidated Lap    
 ■ Personal Best    
 ■ Session Best    
 **B** Crossing the pit lane

Lap	Time	Sector 1	Sector 2	Sector 3	Kph	Elapsed	Lap	Time	Sector 1	Sector 2	Sector 3	Kph	Elapsed
4	1:51.930	32.539	44.666	34.725	149.8	16:20.165							
5	1:48.155	31.577	44.084	32.494	155.0	18:08.320							
6	1:47.839	31.467	43.941	32.431	155.5	19:56.159							
7	1:47.802	31.398	44.033	32.371	155.5	21:43.961							
8	1:47.798	31.202	44.075	32.521	155.5	23:31.759							
9	1:48.364	31.566	44.185	32.613	154.7	25:20.123							
10	1:48.269	31.625	44.094	32.550	154.8	27:08.392							
11	1:49.024	31.483	44.664	32.877	153.8	28:57.416							
12	1:48.371	31.567	44.025	32.779	154.7	30:45.787							
13	1:48.843	31.900	44.453	32.490	154.0	32:34.630							
14	2:06.671 <b>B</b>	31.642	45.633	49.396	132.4	34:41.301							

88		Chester KIEFFER					LUX
		CLRT Schumacher			Porsche 911 GT3 Cup		
1	2:57.276 <b>B</b>	1:20.231	51.282	45.763	91.8	2:57.276	
2	7:18.125	5:30.256	52.000	55.869	38.3	10:15.401	
3	3:26.554	1:10.728	1:20.193	55.633	81.2	13:41.955	
4	2:10.036	53.026	44.482	32.528	128.9	15:51.991	
5	1:47.742	31.464	43.976	32.302	155.6	17:39.733	
6	1:46.882	31.180	43.684	32.018	156.9	19:26.615	
7	1:46.474	30.957	43.594	31.923	157.5	21:13.089	
8	1:46.756	31.030	43.838	31.888	157.0	22:59.845	
9	1:46.599	30.981	43.518	32.100	157.3	24:46.444	
10	1:46.409	31.103	43.342	31.964	157.6	26:32.853	
11	1:47.184	31.134	43.658	32.392	156.4	28:20.037	
12	1:47.289	31.241	43.677	32.371	156.3	30:07.326	
13	1:47.541	31.238	43.848	32.455	155.9	31:54.867	
14	2:00.136 <b>B</b>	31.596	45.813	42.727	139.6	33:55.003	

99		Marcus AMAND					FIN
		CLRT Schumacher			Porsche 911 GT3 Cup		
1	2:48.469 <b>B</b>	1:06.332	51.621	50.516	96.6	2:48.469	
2	6:48.720 <b>B</b>	5:13.764	47.570	47.386	41.0	9:37.189	
3	3:42.717	1:22.448	1:22.546	57.723	75.3	13:19.906	
4	2:30.285	1:03.969	49.565	36.751	111.6	15:50.191	
5	1:46.699	31.049	43.643	32.007	157.1	17:36.890	
6	1:46.423	30.905	43.657	31.861	157.5	19:23.313	
7	1:45.806	30.875	43.291	31.640	158.5	21:09.119	
8	1:46.323	31.063	43.565	31.695	157.7	22:55.442	
9	1:45.868	30.835	43.260	31.773	158.4	24:41.310	
10	1:46.073	31.082	43.242	31.749	158.1	26:27.383	
11	1:46.440	30.937	43.285	32.218	157.5	28:13.823	
12	1:46.374	31.078	43.296	32.000	157.6	30:00.197	
13	1:46.505	31.103	43.626	31.776	157.4	31:46.702	
14	2:02.412 <b>B</b>	32.266	45.494	44.652	137.0	33:49.114	