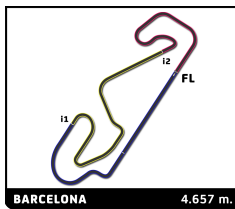


### Porsche Carrera Cup France 4 Hours of Barcelona Race 1

#### Sector Analysis

— Invalidated Lap    ■ Personal Best    ■ Session Best    B Crossing the pit lane

Lap	Time	Sector 1	Sector 2	Sector 3	Kph	Elapsed	Lap	Time	Sector 1	Sector 2	Sector 3	Kph	Elapsed
<b>2</b> Hugo CHEVALIER FRA Debard Automobiles by Racetivity Porsche 911 GT3 Cup							4	<u>1:47.424</u>	<u>31.815</u>	<b>43.588</b>	32.021	156.1	8:07.976
1	1:54.988	37.561	44.549	32.878	141.5	1:54.988	5	<u>1:46.807</u>	31.419	<u>43.451</u>	<u>31.937</u>	157.0	9:54.783
2	1:57.224	32.768	46.029	38.427	143.0	3:52.212	6	<u>1:46.966</u>	31.308	43.649	<u>32.009</u>	156.7	11:41.749
3	2:29.229	46.575	1:03.769	38.885	112.3	6:21.441	7	1:47.034	31.120	43.669	32.245	156.6	13:28.783
4	<u>1:47.650</u>	31.877	<u>43.919</u>	31.854	155.7	8:09.091	8	1:47.479	31.341	44.112	32.026	156.0	15:16.262
5	<b>1:46.247</b>	31.133	43.363	31.751	157.8	9:55.338	9	<b>1:46.857</b>	31.430	43.608	<b>31.819</b>	156.9	17:03.119
6	1:46.792	31.169	43.556	32.067	157.0	11:42.130	10	1:47.814	31.271	43.753	32.790	155.5	18:50.933
7	<u>1:46.875</u>	31.188	<u>43.480</u>	32.207	156.9	13:29.005	11	1:47.240	31.248	43.787	32.205	156.3	20:38.173
8	1:46.524	31.292	43.510	<b>31.722</b>	157.4	15:15.529	12	<u>1:47.424</u>	31.115	44.119	<u>32.190</u>	156.1	22:25.597
9	1:46.353	<b>31.021</b>	<b>43.361</b>	31.971	157.6	17:01.882	13	1:47.085	31.220	43.815	32.050	156.6	24:12.682
10	1:46.743	31.037	43.532	32.174	157.1	18:48.625	14	1:47.037	31.111	43.807	32.119	156.6	25:59.719
11	1:47.083	31.288	43.976	31.819	156.6	20:35.708	15	1:47.071	31.335	43.659	32.077	156.6	27:46.790
12	1:46.426	31.047	43.602	31.777	157.5	22:22.134	16	1:46.940	31.371	43.620	31.949	156.8	29:33.730
13	1:46.628	31.145	43.649	31.834	157.2	24:08.762	17	1:47.689	31.373	44.252	32.064	155.7	31:31.419
14	1:46.739	31.211	43.552	31.976	157.1	25:55.501	18	1:47.511	31.304	43.883	32.324	155.9	33:08.930
15	1:46.278	31.175	43.379	31.724	157.7	27:41.779							
16	1:46.363	31.141	43.476	31.746	157.6	29:28.142	<b>12</b> Benjamin PAQUE BEL TFT Racing Porsche 911 GT3 Cup						
17	1:46.802	31.160	43.460	32.182	157.0	31:14.944	1	1:55.354	37.689	45.009	32.656	141.0	1:55.354
18	1:46.887	31.301	43.478	32.108	156.8	33:01.831	2	2:00.120	33.890	47.156	39.074	139.6	3:55.474
							3	2:27.118	45.398	1:03.784	37.936	114.0	6:22.592
<b>3</b> Jean-Philippe GAMBARO FRA ABM Porsche 911 GT3 Cup							4	1:48.239	32.126	44.269	<b>31.844</b>	154.9	8:10.831
1	1:59.099	39.172	45.985	33.942	136.6	1:59.099	5	1:47.702	31.601	43.989	32.112	155.7	9:58.533
2	1:59.645	32.131	48.861	38.653	140.1	3:58.744	6	1:47.313	31.404	43.700	32.209	156.2	11:45.846
3	2:25.771	45.362	1:02.077	38.332	115.0	6:24.515	7	<b>1:46.557</b>	31.087	<b>43.456</b>	32.014	157.3	13:32.403
4	<u>1:49.373</u>	31.914	44.499	<u>32.960</u>	153.3	8:13.888	8	1:47.276	31.497	43.757	32.022	156.3	15:19.679
5	1:49.827	31.938	44.831	33.058	152.7	10:03.715	9	1:47.000	<b>31.070</b>	43.740	32.190	156.7	17:06.679
6	1:48.994	31.574	44.571	32.849	153.8	11:52.709	10	1:47.756	31.406	43.841	32.509	155.6	18:54.435
7	<b>1:48.426</b>	31.616	44.181	32.629	154.6	13:41.135	11	<u>1:47.820</u>	31.458	43.889	<u>32.473</u>	155.5	20:42.255
8	1:48.864	32.114	<b>44.063</b>	32.687	154.0	15:29.999	12	1:47.708	31.478	44.039	32.191	155.7	22:29.963
9	1:48.485	<b>31.370</b>	44.271	32.844	154.5	17:18.484	13	1:47.382	31.329	43.826	32.227	156.1	24:17.345
10	1:48.707	32.074	44.172	<b>32.461</b>	154.2	19:07.191	14	1:47.615	31.318	43.891	32.406	155.8	26:04.960
11	1:49.777	31.922	44.982	32.873	152.7	20:56.968	15	<u>1:47.191</u>	31.364	43.707	<u>32.120</u>	156.4	27:52.151
12	<u>1:49.593</u>	32.173	44.760	<u>32.660</u>	153.0	22:46.561	16	1:46.856	31.218	43.507	32.131	156.9	29:39.007
13	1:48.717	31.949	44.122	32.646	154.2	24:35.278	17	1:47.738	31.149	43.958	32.631	155.6	31:26.745
14	1:49.134	31.815	44.324	32.995	153.6	26:24.412	18	1:48.781	31.332	44.358	33.091	154.1	33:15.526
15	1:49.038	31.688	44.305	33.045	153.8	28:13.450							
16	1:50.296	32.057	44.340	33.899	152.0	30:03.746	<b>16</b> Theo OEVERHAUS GER Martinet by Alm�ras Porsche 911 GT3 Cup						
17	<u>1:50.454</u>	33.152	44.327	<u>32.975</u>	151.8	31:54.200	1	1:49.869	34.655	43.249	31.965	148.1	1:49.869
18	1:49.754	31.998	44.544	33.212	152.8	33:43.954	2	1:52.506	30.941	44.484	37.081	149.0	3:42.375
							3	2:35.424	48.255	1:00.492	46.677	107.9	6:17.799
<b>7</b> J�r�me BOULLERY FRA Racing Technology Porsche 911 GT3 Cup							4	1:45.865	31.157	43.186	31.522	158.4	8:03.664
1	1:55.013	37.267	44.664	33.082	141.4	1:55.013	5	<u>1:46.300</u>	30.888	43.646	<u>31.766</u>	157.7	9:49.964
2	4:40.360B	3:01.031	53.281	46.048	59.8	6:35.373	6	<b>1:45.540</b>	30.901	<b>43.146</b>	<b>31.493</b>	158.9	11:35.504
3	3:00.802	1:42.349	45.407	33.046	92.7	9:36.175	7	<u>1:45.370</u>	30.834	<b>42.866</b>	<u>31.670</u>	159.1	13:20.874
4	<b>1:47.439</b>	31.428	43.896	<b>32.115</b>	156.0	11:23.614	8	1:45.555	<b>30.777</b>	43.115	31.663	158.8	15:06.429
5	1:47.669	31.367	43.948	32.354	155.7	13:11.283	9	1:45.995	31.048	43.272	31.675	158.2	16:52.424
6	2:02.373B	<b>31.106</b>	<b>43.598</b>	47.669	137.0	15:13.656	10	1:46.080	30.964	43.454	31.662	158.0	18:38.504
							11	1:46.091	30.954	43.541	31.596	158.0	20:24.595
<b>11</b> Joran LENEUTRE FRA Racing Technology Porsche 911 GT3 Cup							12	1:46.094	31.050	43.346	31.698	158.0	22:10.689
1	1:53.921	36.923	44.652	32.346	142.8	1:53.921	13	1:45.899	30.895	43.406	31.598	158.3	23:56.588
2	1:55.229	<b>31.040</b>	46.295	37.894	145.5	3:49.150	14	1:46.173	31.041	43.527	31.605	157.9	25:42.761
3	<u>2:31.402</u>	46.799	1:04.545	<u>40.058</u>	110.7	6:20.552	15	1:46.253	31.130	43.553	31.570	157.8	27:29.014
							16	1:46.114	31.055	43.356	31.703	158.0	29:15.128
							17	1:46.449	31.020	43.468	31.961	157.5	31:01.577
							18	1:46.583	31.185	43.528	31.870	157.3	32:48.160

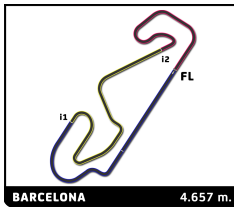


### Porsche Carrera Cup France 4 Hours of Barcelona Race 1

#### Sector Analysis

— Invalidated Lap    ■ Personal Best    ■ Session Best    B Crossing the pit lane

Lap	Time	Sector 1	Sector 2	Sector 3	Kph	Elapsed	Lap	Time	Sector 1	Sector 2	Sector 3	Kph	Elapsed
<b>17</b> Enzo JOULIE AND Martinet by Alméras Porsche 911 GT3 Cup							13	1:47.079	31.156	43.732	32.191	156.6	24:13.203
1	1:53.446	36.746	44.598	32.102	143.4	1:53.446	14	1:47.303	31.202	43.825	32.276	156.2	26:00.506
2	1:54.738	31.153	46.075	37.510	146.1	3:48.184	15	1:47.163	31.138	43.793	32.232	156.4	27:47.669
3	2:32.235	47.290	1:02.540	42.405	110.1	6:20.419	16	1:47.268	31.313	43.786	32.169	156.3	29:34.937
4	1:46.959	31.636	43.592	31.731	156.7	8:07.378	17	1:47.097	31.256	43.764	32.077	156.5	31:22.034
5	1:46.876	31.122	43.721	32.033	156.9	9:54.254	18	1:47.458	31.184	43.938	32.336	156.0	33:09.492
6	1:46.972	31.510	43.640	31.822	156.7	11:41.226							
7	1:46.909	31.260	43.724	31.925	156.8	13:28.135	<b>23</b> Jordan BOISSON FRA TFT Racing Porsche 911 GT3 Cup						
8	1:46.333	31.048	43.564	31.721	157.7	15:14.468	1	1:59.723	39.291	46.637	33.795	135.9	1:59.723
9	1:46.664	31.082	43.604	31.978	157.2	17:01.132	2	2:00.101	31.974	49.521	38.606	139.6	3:59.824
10	1:47.311	31.027	43.728	32.556	156.2	18:48.443	3	2:25.285	45.343	1:01.981	37.961	115.4	6:25.109
11	1:47.842	31.090	44.543	32.209	155.5	20:36.285	4	1:49.812	31.696	45.417	32.699	152.7	8:14.921
12	1:46.642	31.094	43.713	31.835	157.2	22:22.927	5	1:49.450	31.617	44.654	33.179	153.2	10:04.371
13	1:46.859	31.233	43.804	31.822	156.9	24:09.786	6	1:48.719	31.458	44.464	32.797	154.2	11:53.090
14	1:46.473	31.137	43.466	31.870	157.5	25:56.259	7	1:48.368	31.564	44.474	32.330	154.7	13:41.458
15	1:46.531	31.261	43.462	31.808	157.4	27:42.790	8	1:49.230	32.116	44.604	32.510	153.5	15:30.688
16	1:46.347	31.184	43.428	31.735	157.6	29:29.137	9	1:48.303	31.435	44.202	32.666	154.8	17:18.991
17	1:46.507	31.006	43.679	31.822	157.4	31:15.644	10	1:49.024	31.928	44.565	32.531	153.8	19:08.015
18	1:47.098	31.148	43.697	32.253	156.5	33:02.742	11	1:49.504	31.679	44.637	33.188	153.1	20:57.519
							12	1:49.462	31.753	45.007	32.702	153.2	22:46.981
<b>18</b> Keagan MASTERS ZAF TFT Racing Porsche 911 GT3 Cup							13	1:49.141	32.009	44.467	32.665	153.6	24:36.122
1	1:52.038	36.216	43.927	31.895	145.2	1:52.038	14	1:49.084	31.648	44.492	32.944	153.7	26:25.206
2	1:52.980	30.909	44.943	37.128	148.4	3:45.018	15	1:49.170	31.970	44.486	32.714	153.6	28:14.376
3	2:33.991	48.062	1:01.150	44.779	108.9	6:19.009	16	1:49.612	31.694	44.671	33.247	153.0	30:03.988
4	1:46.093	31.267	43.154	31.672	158.0	8:05.102	17	2:08.331	49.704	44.911	33.716	130.6	32:12.319
5	1:45.976	30.855	43.182	31.939	158.2	9:51.078	18	1:53.458	32.691	46.015	34.752	147.8	34:05.777
6	1:45.977	31.044	43.174	31.759	158.2	11:37.055							
7	1:45.867	30.982	43.164	31.721	158.4	13:22.922	<b>33</b> Paul CAUHAUPE FRA ABM Porsche 911 GT3 Cup						
8	1:45.875	31.009	43.186	31.680	158.3	15:08.797	1	1:51.552	35.943	43.704	31.905	145.8	1:51.552
9	1:45.688	30.952	43.131	31.605	158.6	16:54.485	2	1:52.255	30.970	44.866	36.419	149.3	3:43.807
10	1:45.957	30.884	43.443	31.630	158.2	18:40.442	3	2:34.824	48.717	1:00.368	45.739	108.3	6:18.631
11	1:45.692	30.922	43.135	31.635	158.6	20:26.134	4	1:46.036	31.197	43.239	31.600	158.1	8:04.667
12	1:46.373	31.177	43.268	31.928	157.6	22:12.507	5	1:46.115	30.889	43.264	31.962	158.0	9:50.782
13	1:46.291	31.018	43.469	31.804	157.7	23:58.798	6	1:45.724	30.980	43.116	31.628	158.6	11:36.506
14	1:46.263	31.052	43.235	31.976	157.8	25:45.061	7	1:45.628	30.818	43.181	31.629	158.7	13:22.134
15	1:45.942	30.993	43.230	31.719	158.2	27:31.003	8	1:45.498	30.840	43.071	31.587	158.9	15:07.632
16	1:46.564	30.982	43.380	32.202	157.3	29:17.567	9	1:45.832	30.978	43.230	31.624	158.4	16:53.464
17	1:46.241	31.057	43.350	31.834	157.8	31:03.808	10	1:45.894	30.990	43.261	31.643	158.3	18:39.358
18	1:46.543	31.093	43.486	31.964	157.4	32:50.351	11	1:46.115	31.023	43.491	31.601	158.0	20:25.473
							12	1:46.189	31.114	43.357	31.718	157.9	22:11.662
<b>21</b> Marc GUILLOT FRA ABM Porsche 911 GT3 Cup							13	1:46.052	31.166	43.294	31.592	158.1	23:57.714
1	1:55.210	37.727	44.725	32.758	141.2	1:55.210	14	1:46.151	31.095	43.452	31.604	157.9	25:43.865
2	1:55.214	31.519	45.544	38.151	145.5	3:50.424	15	1:46.190	31.151	43.351	31.688	157.9	27:30.055
3	2:30.540	46.712	1:04.624	39.204	111.4	6:20.964	16	1:46.300	31.216	43.461	31.623	157.7	29:16.355
4	1:48.659	31.873	44.645	32.141	154.3	8:09.623	17	1:46.507	31.033	43.706	31.768	157.4	31:02.862
5	1:47.898	31.344	44.333	32.221	155.4	9:57.521	18	1:46.620	31.156	43.527	31.937	157.2	32:49.482
6	1:46.397	31.012	43.471	31.914	157.6	11:43.918							
7	1:46.442	31.218	43.369	31.855	157.5	13:30.360	<b>44</b> Cyril CAILLO FRA Racing Technology Porsche 911 GT3 Cup						
8	1:47.271	31.312	43.786	32.173	156.3	15:17.631	1	1:56.907	38.581	45.185	33.141	139.2	1:56.907
9	1:46.845	31.177	43.638	32.030	156.9	17:04.476	2	1:59.367	32.209	48.662	38.496	140.5	3:56.274
10	1:46.904	30.992	43.647	32.265	156.8	18:51.380	3	2:27.444	46.185	1:03.082	38.177	113.7	6:23.718
11	1:47.373	31.186	43.817	32.370	156.1	20:38.753	4	1:48.275	31.622	44.056	32.597	154.8	8:11.993
12	1:47.371	31.284	43.882	32.205	156.1	22:26.124	5	1:47.330	31.209	43.920	32.201	156.2	9:59.323
							6	1:47.218	31.288	43.899	32.031	156.4	11:46.541



### Porsche Carrera Cup France 4 Hours of Barcelona Race 1

#### Sector Analysis

— Invalidated Lap    ■ Personal Best    ■ Session Best    B Crossing the pit lane

Lap	Time	Sector 1	Sector 2	Sector 3	Kph	Elapsed	Lap	Time	Sector 1	Sector 2	Sector 3	Kph	Elapsed
7	<u>1:46.966</u>	31.106	<b>43.636</b>	<u>32.224</u>	156.7	13:33.507	6	1:45.590	30.947	43.122	31.521	158.8	11:35.941
8	<b>1:47.069</b>	<b>31.085</b>	43.856	32.128	156.6	15:20.576	7	<b>1:45.314</b>	<b>30.846</b>	<b>43.031</b>	<b>31.437</b>	159.2	13:21.255
9	1:47.590	31.286	43.790	32.514	155.8	17:08.166	8	1:45.543	30.885	43.031	31.627	158.8	15:06.798
10	1:47.623	31.374	43.907	32.342	155.8	18:55.789	9	1:46.054	31.019	43.378	31.657	158.1	16:52.852
11	1:48.113	31.409	44.130	32.574	155.1	20:43.902	10	1:46.115	31.051	43.383	31.681	158.0	18:38.967
12	1:47.946	31.253	43.933	32.760	155.3	22:31.848	11	<u>1:46.042</u>	31.043	<b>43.433</b>	31.566	158.1	20:25.009
13	1:47.882	31.305	44.011	32.566	155.4	24:19.730	12	1:46.288	31.092	43.377	31.819	157.7	22:11.297
14	1:48.184	31.400	44.041	32.743	155.0	26:07.914	13	1:45.862	31.049	43.302	31.511	158.4	23:57.159
15	1:48.456	31.426	44.102	32.928	154.6	27:56.370	14	1:46.113	31.263	43.296	31.554	158.0	25:43.272
16	1:48.749	31.504	44.340	32.905	154.2	29:45.119	15	1:46.349	31.078	43.526	31.745	157.6	27:29.621
17	1:48.450	31.374	44.291	32.785	154.6	31:33.569	16	1:46.159	31.092	43.409	31.658	157.9	29:15.780
18	1:48.154	31.384	44.251	32.519	155.0	33:21.723	17	1:46.366	31.039	43.498	31.829	157.6	31:02.146
							18	1:46.388	31.200	43.452	31.736	157.6	32:48.534

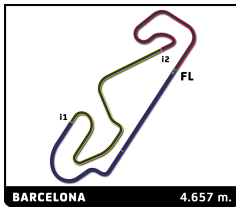
47 Alexander REIMANN		EST					
EST1		Porsche 911 GT3 Cup					
1	1:53.122	36.851	43.935	32.336	143.8	1:53.122	
2	1:54.284	31.132	45.821	37.331	146.7	3:47.406	
3	2:32.760	47.292	1:01.710	43.758	109.7	6:20.166	
4	1:46.816	31.308	43.486	32.022	157.0	8:06.982	
5	1:46.972	31.301	43.595	32.076	156.7	9:53.954	
6	1:46.460	31.114	<b>43.366</b>	31.980	157.5	11:40.414	
7	<u>1:47.392</u>	31.886	43.501	<u>32.005</u>	156.1	13:27.806	
8	<b>1:46.300</b>	31.019	43.389	<b>31.892</b>	157.7	15:14.106	
9	<u>1:46.692</u>	31.190	<u>43.511</u>	31.991	157.1	17:00.798	
10	<u>1:47.382</u>	31.185	<u>43.655</u>	<u>32.542</u>	156.1	18:48.180	
11	1:46.546	<b>30.997</b>	43.580	31.969	157.4	20:34.726	
12	2:28.723	31.188	1:18.854	38.681	112.7	23:03.449	
13	2:20.657 B	34.168	1:03.422	43.067	119.2	25:24.106	

51 Mathys CAPPUCCIO		FRA					
ABM		Porsche 911 GT3 Cup					
1	<u>1:55.656</u>	38.074	<u>44.916</u>	32.666	140.7	1:55.656	
2	1:55.586	31.844	45.632	38.110	145.0	3:51.242	
3	2:29.913	46.920	1:04.035	38.958	111.8	6:21.155	
4	1:48.698	32.387	44.285	32.026	154.2	8:09.853	
5	1:46.568	31.309	43.545	31.714	157.3	9:56.421	
6	<b>1:46.168</b>	31.010	<b>43.471</b>	<b>31.687</b>	157.9	11:42.589	
7	1:46.712	31.112	43.639	31.961	157.1	13:29.301	
8	1:47.199	31.461	43.852	31.886	156.4	15:16.500	
9	1:46.985	31.509	43.675	31.801	156.7	17:03.485	
10	1:46.996	31.186	43.714	32.096	156.7	18:50.481	
11	1:46.748	31.073	43.857	31.818	157.1	20:37.229	
12	<u>1:47.006</u>	31.238	43.833	<u>31.935</u>	156.7	22:24.235	
13	1:46.741	31.223	43.606	31.912	157.1	24:10.976	
14	<u>1:46.292</u>	<b>30.952</b>	43.514	<u>31.826</u>	157.7	25:57.268	
15	1:46.699	31.279	43.475	31.945	157.1	27:43.967	
16	1:46.805	31.384	43.521	31.900	157.0	29:30.772	
17	1:46.948	31.362	43.609	31.977	156.8	31:17.720	
18	1:46.767	31.148	43.628	31.991	157.0	33:04.487	

74 Marvin KLEIN		FRA					
ABM		Porsche 911 GT3 Cup					
1	1:50.158	35.261	43.359	31.538	147.7	1:50.158	
2	1:52.672	30.987	44.793	36.892	148.8	3:42.830	
3	2:35.475	48.449	1:00.382	46.644	107.8	6:18.305	
4	1:45.722	31.112	43.111	31.499	158.6	8:04.027	
5	1:46.324	30.902	43.239	32.183	157.7	9:50.351	

77 Louis PERROT		FRA					
Schumacher CLRT		Porsche 911 GT3 Cup					
1	<u>1:52.312</u>	35.936	<u>43.771</u>	32.605	144.8	1:52.312	
2	1:53.751	<b>30.874</b>	45.270	37.607	147.4	3:46.063	
3	2:33.140	47.440	1:01.181	44.519	109.5	6:19.203	
4	1:46.559	31.462	43.436	31.661	157.3	8:05.762	
5	1:46.097	30.935	43.349	31.813	158.0	9:51.859	
6	1:46.188	31.073	43.343	31.772	157.9	11:38.047	
7	1:46.159	30.970	<b>43.222</b>	31.967	157.9	13:24.206	
8	1:46.058	30.874	43.315	31.869	158.1	15:10.264	
9	1:46.851	30.978	43.358	32.515	156.9	16:57.115	
10	<u>1:46.361</u>	31.024	<u>43.603</u>	31.734	157.6	18:43.476	
11	<b>1:45.803</b>	30.979	43.271	<b>31.553</b>	158.5	20:29.279	
12	1:46.542	31.054	43.585	31.903	157.4	22:15.821	
13	1:46.482	30.907	43.615	31.960	157.4	24:02.303	
14	<u>1:46.563</u>	31.030	43.650	<u>31.883</u>	157.3	25:48.866	
15	<u>1:46.385</u>	<u>31.010</u>	43.450	<u>31.925</u>	157.6	27:35.251	
16	<u>1:46.991</u>	<u>31.139</u>	43.817	32.035	156.7	29:22.242	
17	1:46.732	31.069	43.531	32.132	157.1	31:08.974	
18	1:46.970	31.189	43.757	32.024	156.7	32:55.944	

81 Eric DEBARD		FRA					
Debard Automobiles by Racetivity		Porsche 911 GT3 Cup					
1	<u>2:12.021</u>	39.738	46.212	<u>46.071</u>	123.2	2:12.021	
2	1:50.370	32.017	44.484	33.869	151.9	4:02.391	
3	2:23.239	43.846	1:01.728	37.665	117.0	6:25.630	
4	<b>1:48.647</b>	31.904	44.306	<b>32.437</b>	154.3	8:14.277	
5	1:49.082	31.838	44.311	32.933	153.7	10:03.359	
6	<u>1:48.469</u>	31.582	<u>43.983</u>	<u>32.904</u>	154.6	11:51.828	
7	1:48.722	31.721	<b>43.964</b>	33.037	154.2	13:40.550	
8	1:48.731	31.808	43.988	32.935	154.2	15:29.281	
9	1:48.935	31.623	44.282	33.030	153.9	17:18.216	
10	1:48.807	<b>31.512</b>	44.278	33.017	154.1	19:07.023	
11	1:49.338	31.662	44.872	32.804	153.3	20:56.361	
12	1:49.018	31.739	44.294	32.985	153.8	22:45.379	
13	1:49.282	31.878	44.317	33.087	153.4	24:34.661	
14	1:49.242	31.912	44.217	33.113	153.5	26:23.903	
15	1:49.207	31.797	44.381	33.029	153.5	28:13.110	
16	1:50.388	32.148	44.460	33.780	151.9	30:03.498	
17	1:49.455	32.132	44.392	32.931	153.2	31:52.953	
18	1:49.747	31.961	44.430	33.356	152.8	33:42.700	



### Porsche Carrera Cup France 4 Hours of Barcelona Race 1

### Sector Analysis

— Invalidated Lap    ■ Personal Best    ■ Session Best    B Crossing the pit lane

Lap	Time	Sector 1	Sector 2	Sector 3	Kph	Elapsed	Lap	Time	Sector 1	Sector 2	Sector 3	Kph	Elapsed
<b>85</b>	<b>Karen GAILLARD</b> CHE						13	1:46.401	31.068	43.482	31.851	157.6	24:04.023
	Schumacher CLRT Porsche 911 GT3 Cup						14	1:46.606	31.084	43.660	31.862	157.3	25:50.629
1	1:56.583	38.291	45.117	33.175	139.5	1:56.583	15	1:46.628	31.073	43.603	31.952	157.2	27:37.257
2	1:57.290	31.667	47.182	38.441	142.9	3:53.873	16	1:46.785	31.079	43.777	31.929	157.0	29:24.042
3	2:28.538	46.358	1:03.519	38.661	112.9	6:22.411	17	1:46.808	31.038	43.896	31.874	157.0	31:10.850
4	1:48.195	31.688	44.031	32.476	155.0	8:10.606	18	1:47.039	31.088	43.752	32.199	156.6	32:57.889
5	1:47.788	31.642	43.754	32.392	155.5	9:58.394							
6	1:46.932	31.322	43.563	32.047	156.8	11:45.326							
7	1:46.987	31.111	<b>43.426</b>	32.450	156.7	13:32.313							
8	1:47.035	31.404	43.475	32.156	156.6	15:19.348							
9	1:47.083	31.204	43.607	32.272	156.6	17:06.431							
10	1:47.766	31.361	43.794	32.611	155.6	18:54.197							
11	<u>1:47.853</u>	31.470	<u>43.906</u>	32.477	155.4	20:42.050							
12	1:47.672	31.451	43.926	32.295	155.7	22:29.722							
13	1:47.353	31.390	43.710	32.253	156.2	24:17.075							
14	1:47.622	31.256	43.922	32.444	155.8	26:04.697							
15	<b>1:46.844</b>	<b>31.013</b>	43.620	32.211	156.9	27:51.541							
16	1:47.081	31.358	43.711	<b>32.012</b>	156.6	29:38.622							
17	<u>1:47.808</u>	31.322	<u>43.840</u>	32.646	155.5	31:26.430							
18	<u>1:48.683</u>	31.397	<u>44.508</u>	32.778	154.3	33:15.113							
<b>88</b>	<b>Chester KIEFFER</b> LUX												
	CLRT Schumacher Porsche 911 GT3 Cup												
1	1:52.753	36.361	<u>44.157</u>	32.235	144.3	1:52.753							
2	<u>1:54.057</u>	<b>30.851</b>	<u>45.765</u>	37.441	147.0	3:46.810							
3	2:32.685	47.379	1:01.490	43.816	109.8	6:19.495							
4	1:46.920	31.390	43.758	31.772	156.8	8:06.415							
5	1:46.407	31.140	43.406	31.861	157.6	9:52.822							
6	1:46.249	31.078	43.453	31.718	157.8	11:39.071							
7	<b>1:46.161</b>	31.041	43.329	31.791	157.9	13:25.232							
8	1:46.313	31.003	43.419	31.891	157.7	15:11.545							
9	1:46.358	31.109	<b>43.283</b>	31.966	157.6	16:57.903							
10	1:46.194	30.999	43.500	<b>31.695</b>	157.9	18:44.097							
11	1:46.252	31.011	43.502	31.739	157.8	20:30.349							
12	1:46.355	31.119	43.431	31.805	157.6	22:16.704							
13	1:46.392	31.035	43.476	31.881	157.6	24:03.096							
14	1:46.609	31.152	43.502	31.955	157.3	25:49.705							
15	1:46.408	31.048	43.478	31.882	157.6	27:36.113							
16	1:46.967	31.210	43.387	32.370	156.7	29:23.080							
17	1:47.048	31.197	43.777	32.074	156.6	31:10.128							
18	1:47.460	31.281	43.886	32.293	156.0	32:57.588							
<b>99</b>	<b>Marcus AMAND</b> FIN												
	CLRT Schumacher Porsche 911 GT3 Cup												
1	1:57.205	40.804	44.650	31.751	138.8	1:57.205							
2	1:56.016	31.177	46.386	38.453	144.5	3:53.221							
3	2:28.392	46.061	1:04.014	38.317	113.0	6:21.613							
4	1:46.611	31.504	43.622	<b>31.485</b>	157.3	8:08.224							
5	<u>1:46.258</u>	<b>30.806</b>	<u>43.478</u>	31.974	157.8	9:54.482							
6	1:46.202	30.877	43.435	31.890	157.9	11:40.684							
7	<b>1:45.947</b>	31.037	<b>43.269</b>	31.641	158.2	13:26.631							
8	1:46.132	30.980	43.340	31.812	158.0	15:12.763							
9	1:46.181	30.982	43.542	31.657	157.9	16:58.944							
10	1:46.135	30.984	43.503	31.648	158.0	18:45.079							
11	1:45.968	30.834	43.541	31.593	158.2	20:31.047							
12	1:46.575	30.985	43.647	31.943	157.3	22:17.622							