

4 HOURS OF BARCELONA



APPENDIX H – Article 2.5.5.B.

Yellow flags

- YF mean danger, drivers must reduce the speed. Overtaking is forbidden from the 1st YF until you pass the green flag.
- When double YF are shown, drivers must reduce speed and be prepare to change direction or stop. Double YF also mean that marshals are exposed.
- It is the onus of each driver to prove that he/she slowed down.

SPECIFIC INFORMATION

Race control access: 1st floor of the pit building / access by podium door in the pit lane.

Red flag access gate: in front of box 22/23

Pole position: RHS

Pit entry closed light repeater: in front of box 22/23

Scrutineering: Box 01

Parc Fermé: near pit entry – after the 60km/h board

Timetable: V1

Top-4 Starting drivers meeting: Saturday 20h00

Timekeeping circuit map v3

Center line	4.657 m	Pit in at	4.580 m
Int 1 at	1.627 m	Pit in to pit out	387,2 m
Int 2 at	3.395 m	Lap by the pits	4.657 m
Start line offset	128 m	LMP3 pit stop time	105 seconds

APPENDIX L – Chapter IV

Driving standards

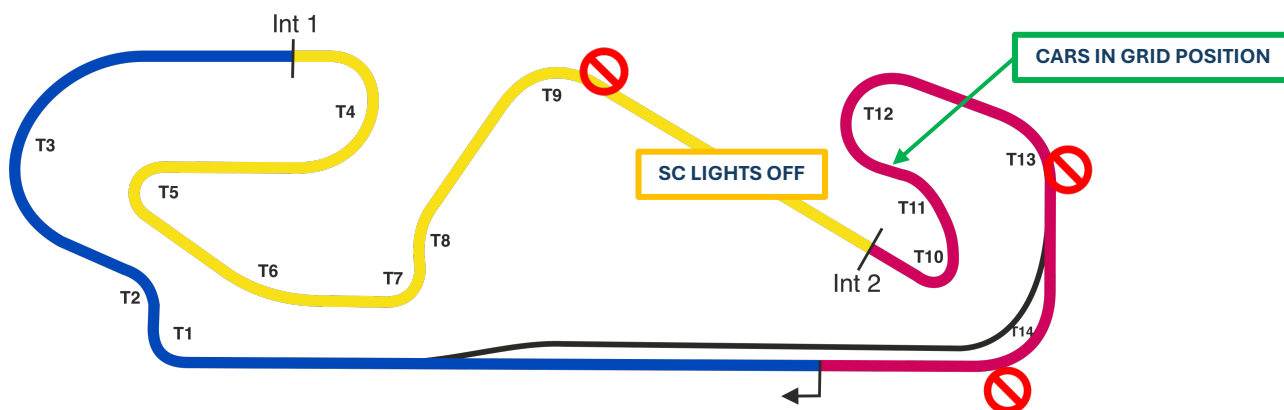
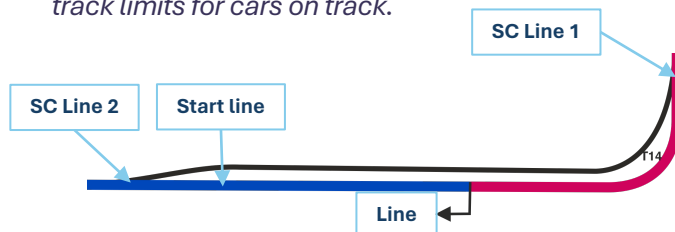
- Respect between all drivers and categories
- It is up to the fastest car to find a way to overtake in a safe way.

Track limits

- Cameras at T9, T13, and T14.
- Any track limits reported at T14 will end on the deletion of the current lap as well as the current lap.
- Any car going with its 4 wheels beyond the LHS white line from T1 until the exit of T2 must follow the inner road that leads to T3, passing on the LHS of the bollards.

Pit lane

- Red/Green light at pit exit must be respected.
- Pit entry road white line must be respected on LHS.
- Pit exit road white line must be respected on LHS.
- Dotted lines at pit exit and entry must be respected as track limits for cars on track.



INTERNATIONAL SPORTING CODE

International Sporting Code: 14/12/2024

General prescriptions: 23/12/2019

Appendix H: 21/12/2023

Appendix L: 22/12/2023

ELMS SPORTING REGULATIONS

Sporting regulations: V2.1

Committee decisions: #D15

4H OF BARCELONA

DRIVERS AND TEAM MANAGERS BRIEFING

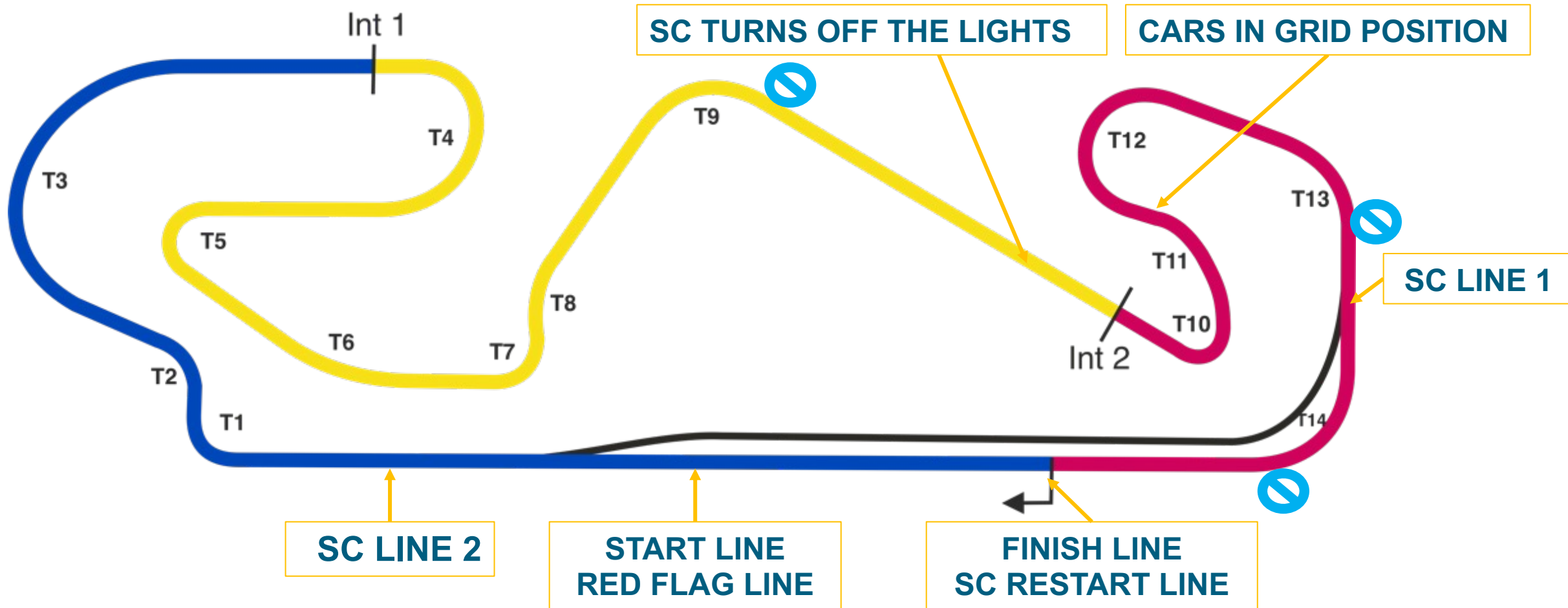
11.04.2024



EUROPEAN
SERIES

LE MANS

CIRCUIT MAP



BEHAVIOUR ON TRACK (Overtaking)



BEHAVIOUR ON TRACK (Respect!!)




BEHAVIOUR ON TRACK (Stopping)



RESPECT BETWEEN CATEGORIES



PIT ENTRY – SAFETY CAR LINE 1



PIT ENTRY – 60KPH LIMIT

60KPH PIT LANE SPEED LIMIT & WORKING LIMIT STARTS HERE



PIT LANE AREAS




**FAST
LANE**


**BLENDING
LANE**

**WORKING
LANE**


RFID AT PIT EXIT



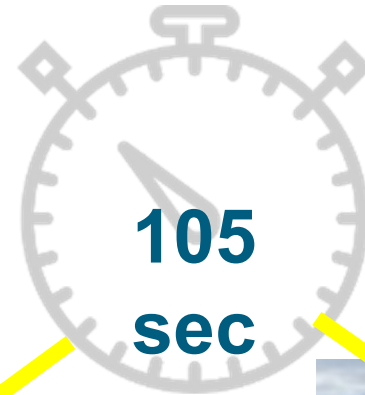
PIT EXIT – END OF 60KPH SPEED LIMIT




START AND END OF THE WORKING LIMITS



LMP3 MINIMUM PIT STOP TIME



PIT EXIT ROAD LINE



SC LINE 2 – PIT EXIT ROAD



PIT EXIT ROAD DOTTED LINE



For the purpose of track Limits this dotted line at Pit Exit represents the track limit for cars on track. Same principle applies to The dotted line at Pit Entry

DIGITAL PANELS AROUND THE TRACK



FIRE EXTINGUISHERS



TRACK OPENINGS

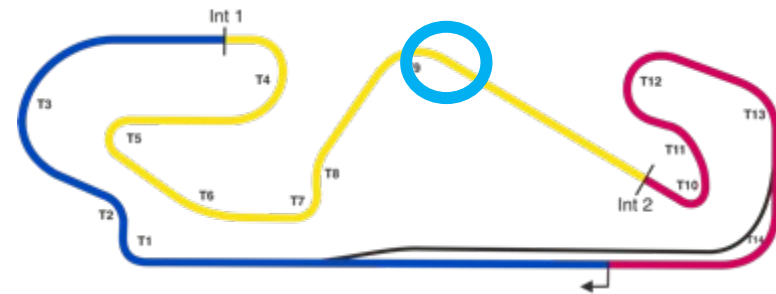


ESCAPE ROAD T1/T2/T3

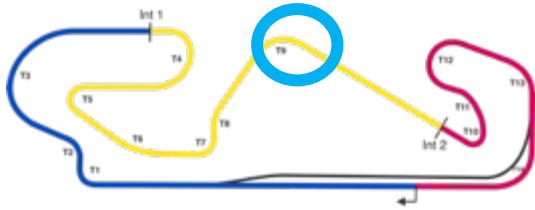


Any car crossing the LHS solid White Line from T1 to the exit of T2, must remain out of the track and follow the exiting road that will bring it back on track at T3. All cars doing this road must pass on the Left Hand Side of the 2 Bollards. All this is to be done safely and without making a lasting advantage.

TRACK LIMITS T9



TRACK LIMITS T9



TRACK LIMITS T13 - EXIT




TRACK LIMITS T14 - EXIT




THE LINE – SC RESTART LINE – RD SIGNALLING



END OF THE LAST FORMATION LAP



RACE START

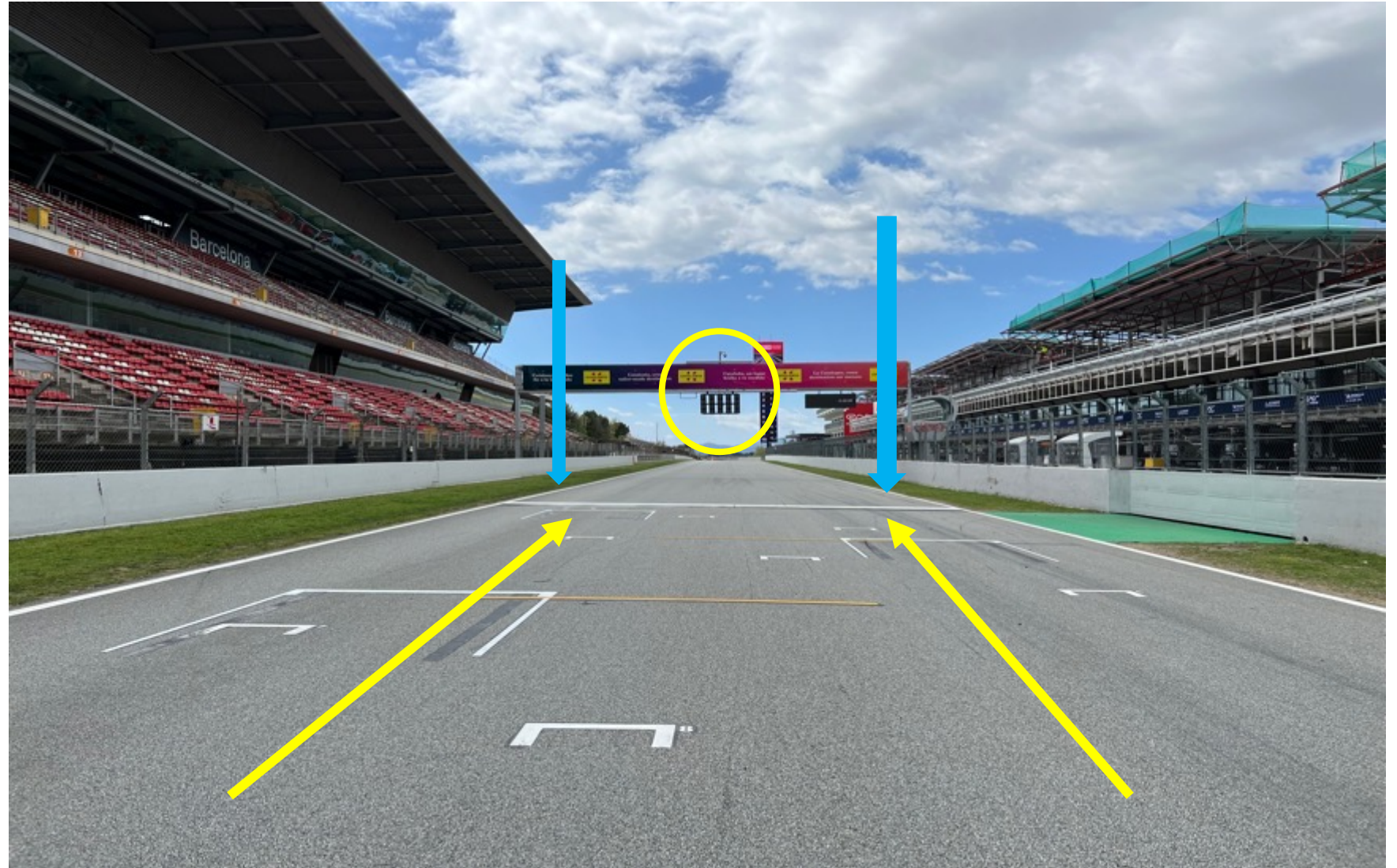


**TWO LINES
THROUGH GRID BOXES**

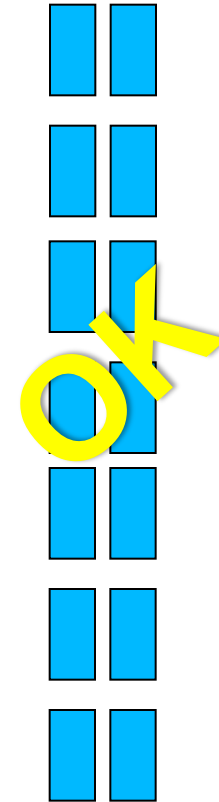
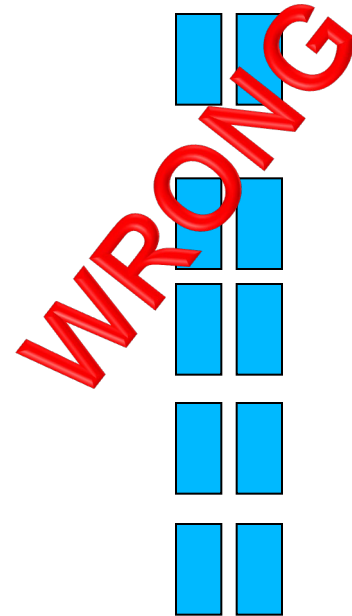
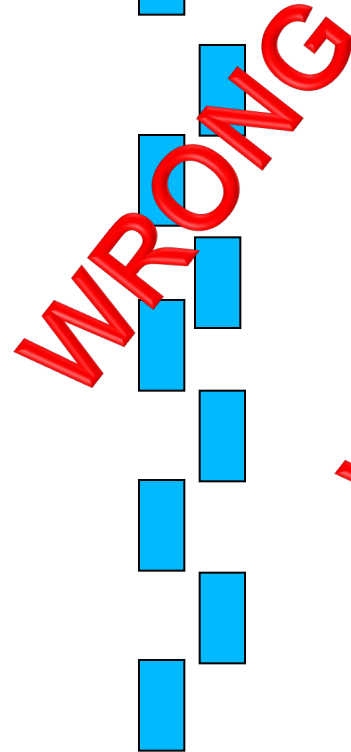
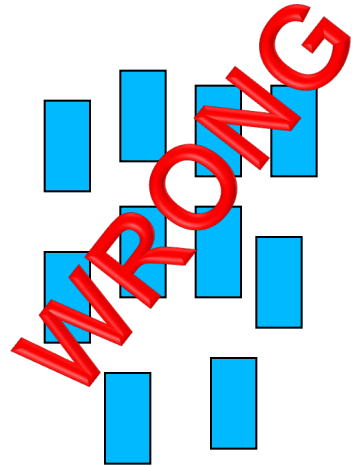
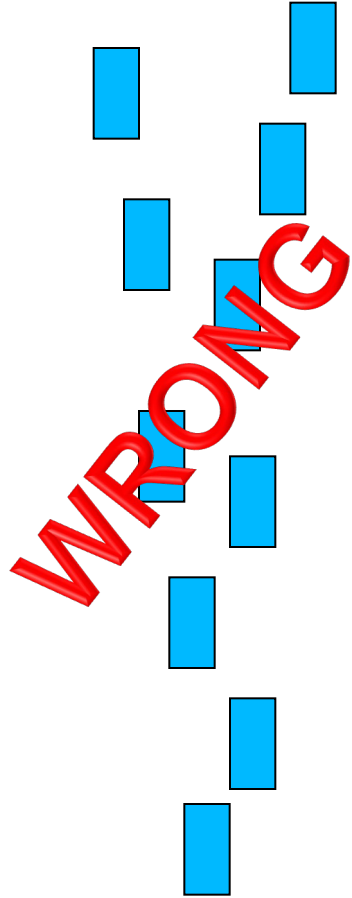
RACE START

**NO OVERTAKING
BEFORE RACE
START SIGNAL AND
CROSSING START
LINE**


**RACE WILL START
ONLY ONCE LIGHTS
ARE OFF AND
STARTING LINE IS
CROSSED**



RACE START



RACE START – IF THERE IS A GAP IT HAS TO BE RESPECTED



FULL COURSE YELLOW



RED FLAG PROCEDURES DURING PRACTICES



- RD will announce RED FLAG on radio
- All cars must reduce the speed to 80 Kph & head to the pit lane

VSC – Virtual Safety Car



THERE WILL BE NO COUNTDOWN PRECEDING A VSC

ALL CARS TO SLOW DOWN TO 80km




DOUBLE WAVED YELLOW FLAGS IN THE AREA(S) OF THE INTERVENTION(S).

SAFETY CAR



LEADER TO SLOW
DOWN TO SC SPEED



DOUBLE YELLOW FLAGS

In VSC, SC, FCY and Red Flag procedures, any Marshal Post(s) that has any intervention in his sector will signal with double waved yellow and the relevant board



SAFETY CAR – FCY – PIT ENTRY CLOSED LIGHT



REPEATER IN FRONT OF BOX 22



PIT ENTRY COMMITMENT LINE SAFETY CAR & FCY



Any car that has any part over this line at the moment of deployment of a SC or FCY procedure will be deemed committed to enter the pits.


SAFETY CAR – PASS AROUND PROCEDURES

PREPARE FOR THE PASS AROUND




SAFETY CAR – PASS AROUND PROCEDURES

START THE PASS AROUND



AFTER THE RACE

- The class winners of LMP2, LMP2 ProAm, LMP3 and LMGT3 will cross the line a second time and enter the pit lane by the exit and park under the podium.
- All other cars will enter the pit lane and head to Parc Ferme safely.



PARC FERME AFTER THE RACE

ALWAYS FOLLOW MARSHALS INSTRUCTIONS



GENERAL TEAM MANAGER INFORMATION



TIMETABLE V1

- Discord should be online 10min prior the session
- Discord pseudo for the Team Manager NUMBER OF CAR_NAME OF THE TEAM
- Discord pseudo for other team members : NAME OF THE TEAM_NAME OF THE PERSON
- Pit wall radio will be tested 5mins before each session
- Race control access via Pit lane and Race Control Tower



ELMS SPORTING REGULATIONS V 2.1



ELMS COMMITTEE DECISION N°15



SUPPORT RACES: Michelin Le Mans Cup, Ligier European Series, Porsche Carrera Cup France



PIT STOP PRACTICES : after FP1



efsport@gmail.com

WattsApp: + 351 917 360 440

TOP-4 STARTING DRIVERS MEETING

Saturday **20h00** – *Briefing room*

Top 4 of the LMP2 category

Top 4 of the LMP2 Pro/Am category

Top 4 of the LMP3 category

Top 4 of the LMGT3 category

THANK YOU