

4H OF MUGELLO

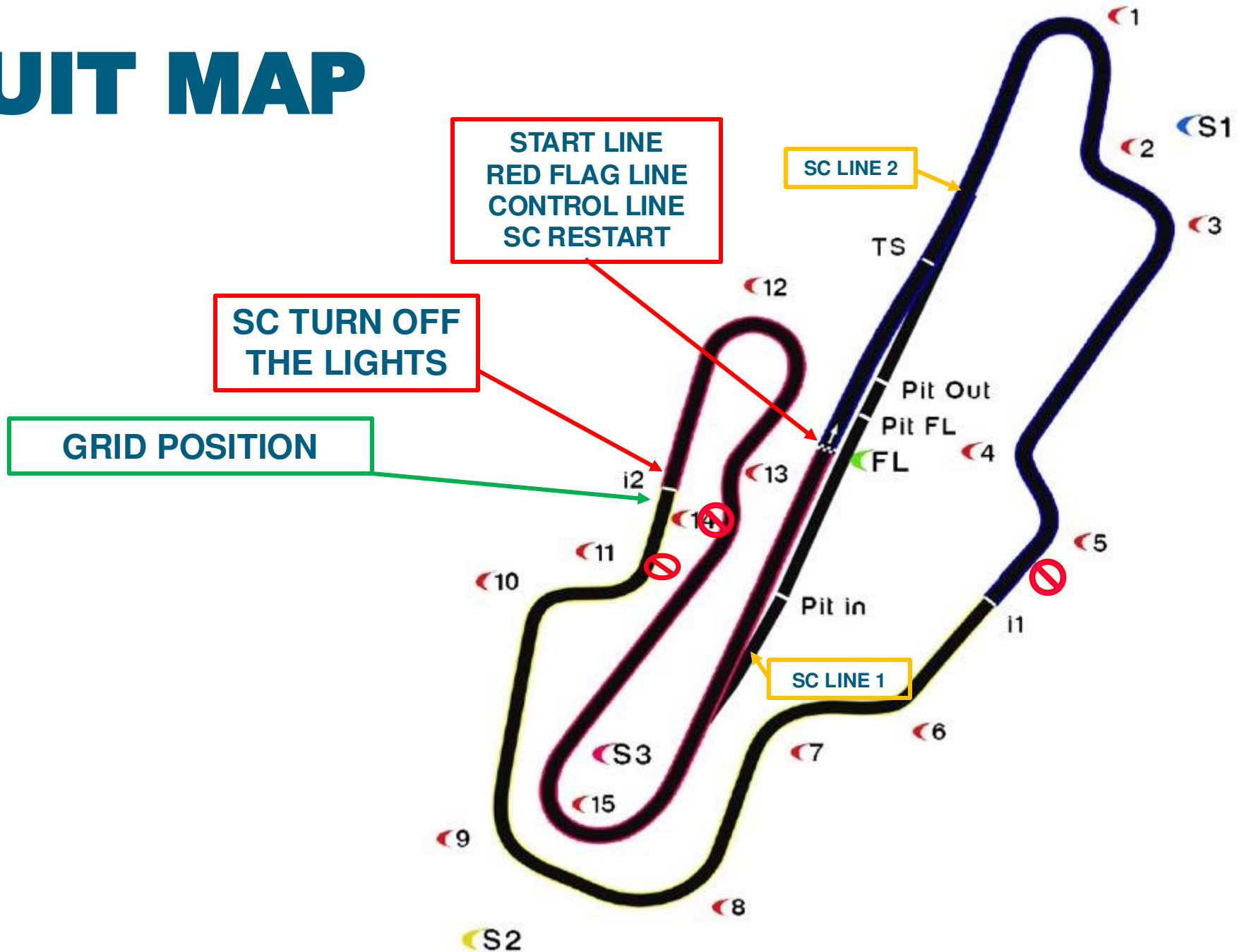
DRIVERS AND TEAM MANAGERS BRIEFING

26.09.2024




EUROPEAN **LE MANS**
SERIES

CIRCUIT MAP




PIT ENTRY ROAD & PIT ENTRY CLOSED LIGHT



REPEATER IN FRONT OF BOX 10

SC LINE 1 & PIT ENTRY ROAD




PIT ENTRY COMMITMENT LINE



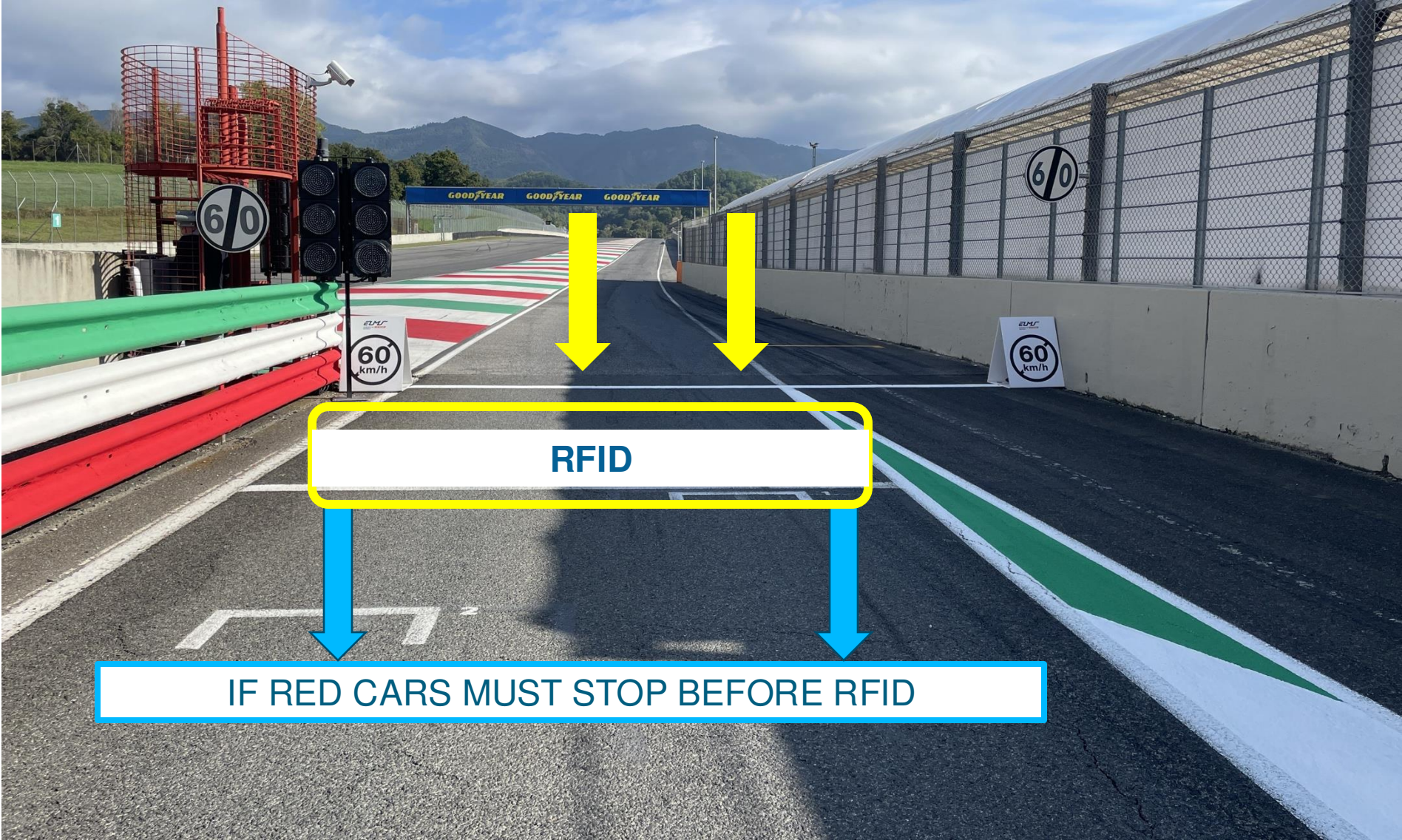
60KPH SPEED LIMIT



PIT LANE AREAS



PIT EXIT – END OF THE WORKING LIMIT




START & END OF THE WORKING LIMITS

START OF THE WORKING LIMITS



END OF THE WORKING LIMITS



PIT EXIT ROAD

WHITE LINE LHS MUST BE RESPECTED ALL THE PIT EXIT ROAD



BLUE FLAG AT PIT EXIT



SC LINE 2 – PIT EXIT ROAD END



MARSHAL POST- EXTINGUISHER – TRACK OPENINGS – DIGIPANELS



APEX DETTERENTS AT SEVERAL TURNS

T2-T3 / T4-T5 / T11 / T13-T14




SHORT CUT AT T7

**IF YOU HAVE A FLAT TYRE YOU CAN TAKE THE SHORT CUT AT T7 TO COME BACK TO THE PIT
!!! ONLY ALLOWED IN CASE OF FLAT TYRE OR SEVERE DAMAGE!!!
WHEN DOING THIS EXTREME CAUTION IS REQUIRED WHEN MERGING WITH THE PIT ENTRY
ROAD**




THE LINE – SC RESTART LINE – START LINE – RED FLAG LINE – RD SIGNALLING



RACE START


**NO OVERTAKING
BEFORE RACE
START SIGNAL
AND CROSSING
START LINE**



RACE START – Repeater Lights

**RACE START LIGHTS
REPEATERS:**

- BETWEEN LINES 19 AND 20
- BETWEEN LINES 11 AND 12




QUESTIONS & ANSWERS



DOUBLE YELLOW FLAGS

In VSC, SC, FCY and Red Flag procedures, any Marshal Post(s) that has any intervention in his sector will signal with double waved yellow and the relevant board.




FULL COURSE YELLOW

KEEP THE SAME GAP TO THE CAR IN FRONT AND BEHIND - SPEED LIMIT 80kph



DOUBLE WAVED YELLOW FLAGS IN THE AREA(S) OF THE INTERVENTION(S).

RED FLAG PROCEDURES DURING PRACTICES



- RD will announce RED FLAG on radio
- All cars must reduce the speed to 80 Kph & head to the pit lane



DOUBLE WAVED YELLOW FLAGS IN THE AREA(S) OF THE INTERVENTION(S).

VSC – Virtual Safety Car



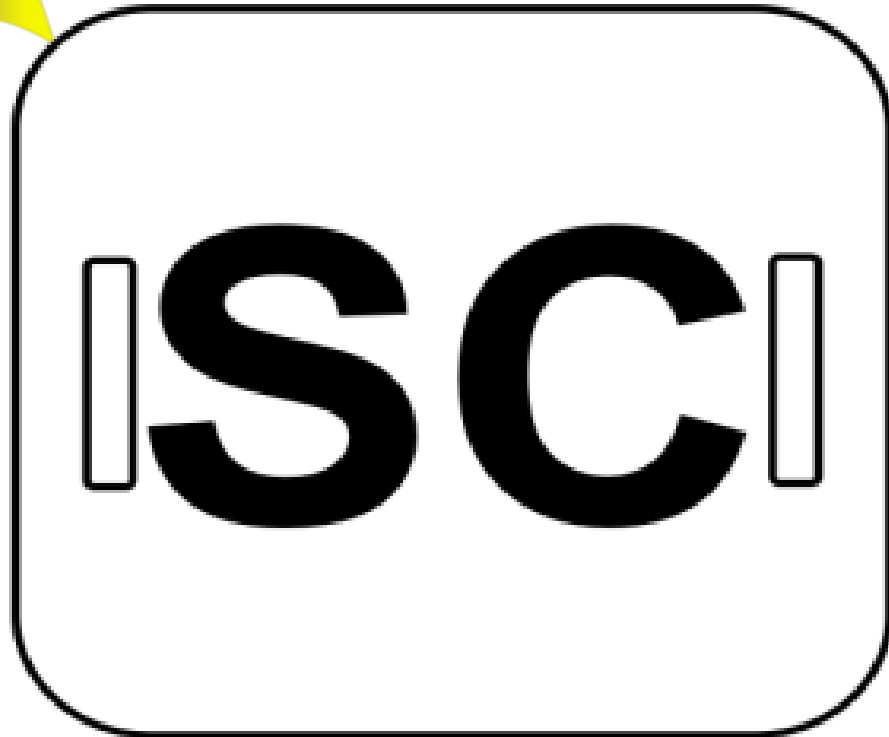
THERE WILL BE A COUNTDOWN PRECEDING A VSC

ALL CARS TO SLOW DOWN TO 80km/h




DOUBLE WAVED YELLOW FLAGS IN THE AREA(S) OF THE INTERVENTION(S).

SAFETY CAR


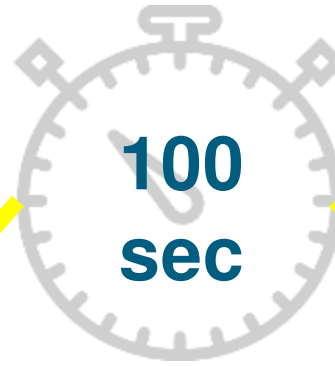


LEADER TO SLOW
DOWN TO SC SPEED

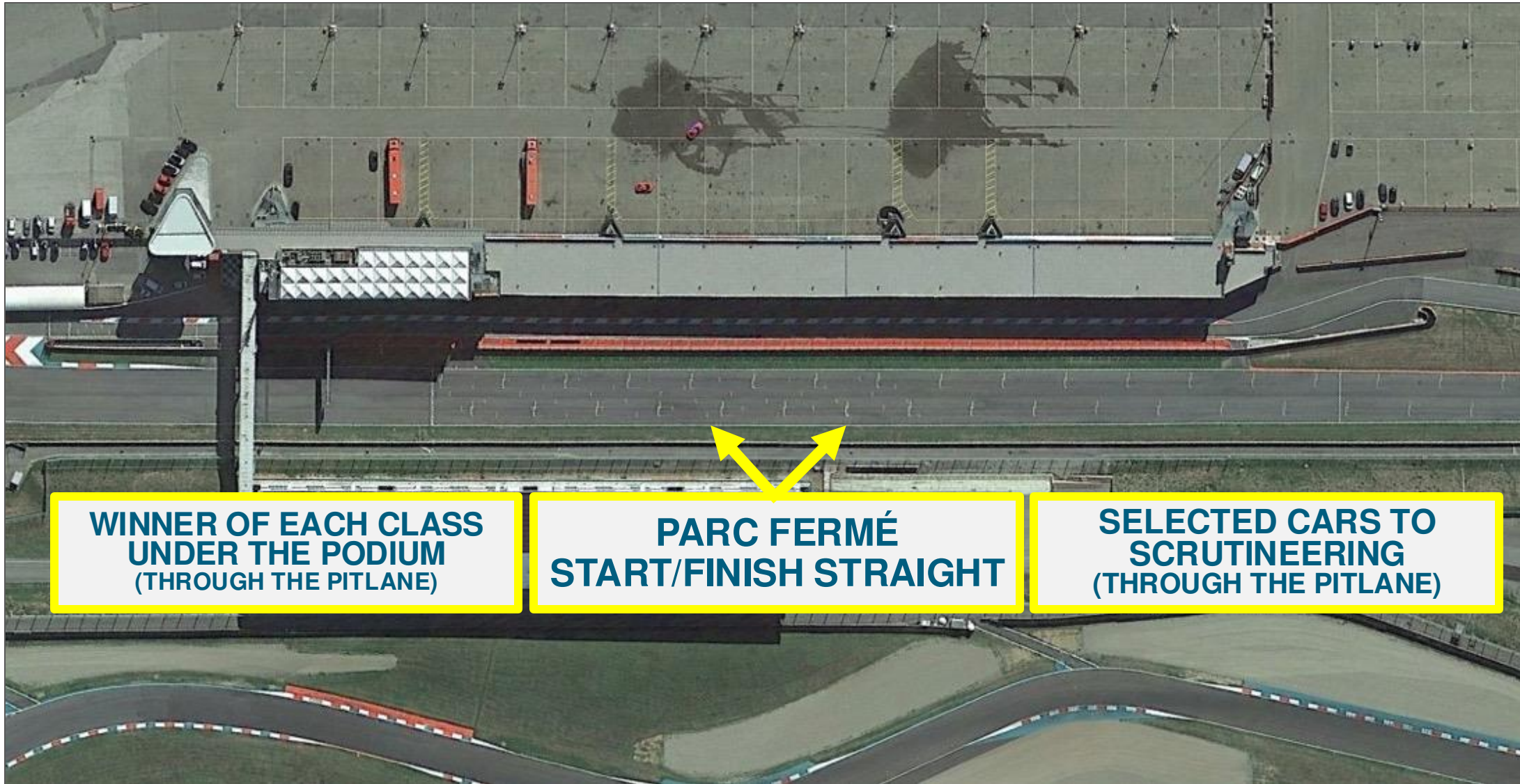


DOUBLE WAVED YELLOW FLAGS IN THE AREA(S) OF THE INTERVENTION(S).

LMP3 MINIMUM PIT STOP TIME



PARC FERME AFTER THE RACE



**WINNER OF EACH CLASS
UNDER THE PODIUM
(THROUGH THE PITLANE)**

**PARC FERMÉ
START/FINISH STRAIGHT**

**SELECTED CARS TO
SCRUTINEERING
(THROUGH THE PITLANE)**

QUESTIONS & ANSWERS



GENERAL TEAM MANAGER INFORMATION



TIMETABLE V3



ELMS SPORTING REGULATIONS V 2.1



ELMS COMMITTEE DECISION N°27



PIT STOP PRACTICES : After FP1

- Discord should be online 10min prior the session
- Blue flag room is available
- Discord pseudo for the Team Manager NUMBER OF CAR_NAME OF THE TEAM
- Discord pseudo for other team members : NAME OF THE TEAM_NAME OF THE PERSON
- Pit wall radio will be tested 5mins before each session
- Race control access using the door on the paddock side

QUESTIONS & ANSWERS



TOP-4 STARTING DRIVERS MEETING

Saturday 19:30h – *Briefing room*

Top 4 of the LMP2 category

Top 4 of the LMP2 Pro/Am category

Top 4 of the LMP3 category

Top 4 of the LMGT3 category

THANK YOU