

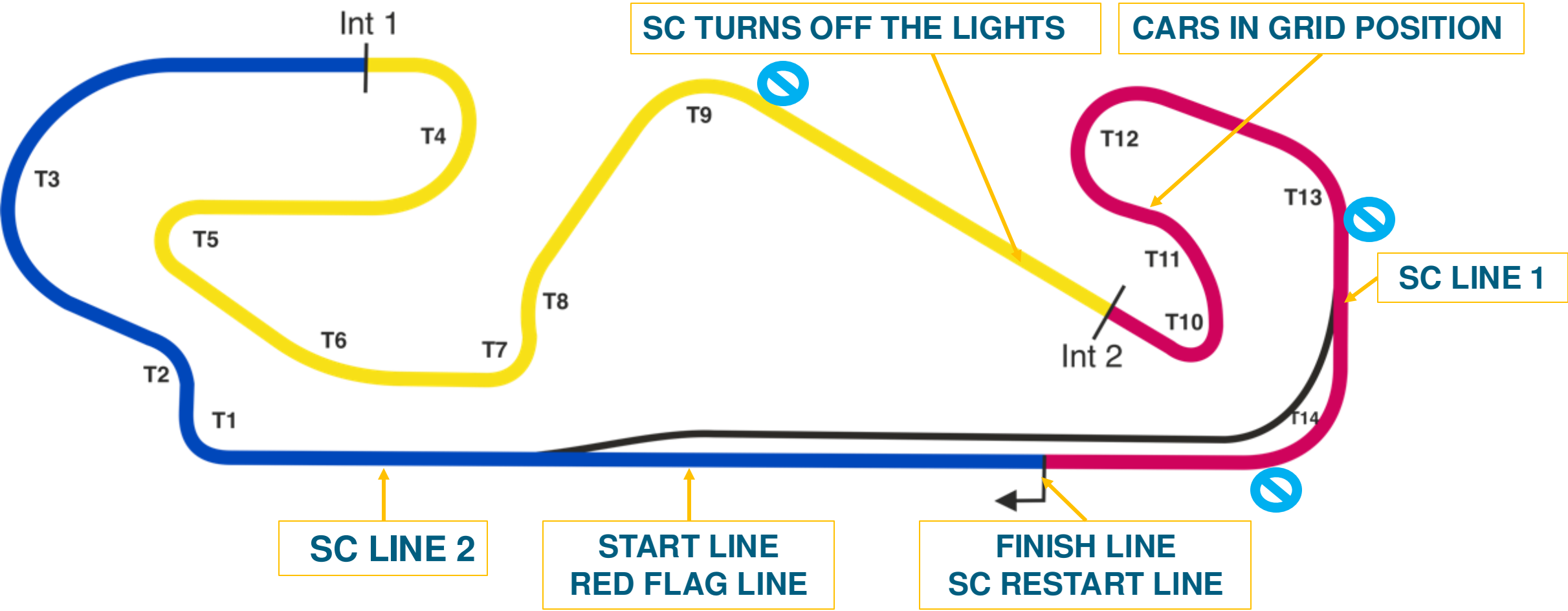
# 4H OF BARCELONA

DRIVERS AND TEAM MANAGERS BRIEFING

06.04.2025



# CIRCUIT MAP



# BEHAVIOUR ON TRACK (Overtaking)



# BEHAVIOUR ON TRACK (Respect!!)





# BEHAVIOUR ON TRACK (Stopping)




10 - Hofer-Racing • Pos 4: 14 - Optimum Motorsport • Pos 5: 55 - Massive Motorsport • Pos 6: 17 - IDEC SPORT

# RESPECT BETWEEN CATEGORIES





# DISCREPANCY BETWEEN INFORMATIONS



# QUESTIONS






# PIT ENTRY – SAFETY CAR LINE 1






# PIT ENTRY – 60KPH LIMIT

**60KPH PIT LANE SPEED LIMIT & WORKING LIMIT STARTS HERE**





# PIT LANE AREAS





# PIT EXIT LIGHTS & RF ID



# RFID AT PIT EXIT





# PIT EXIT – END OF 60KPH SPEED LIMIT



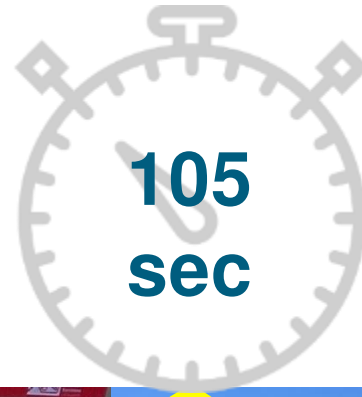


# START AND END OF THE WORKING LIMITS





# LMP3 MINIMUM PIT STOP TIME





# PIT EXIT ROAD






# SC LINE 2 – PIT EXIT ROAD






# PIT EXIT ROAD DOTTED LINE

**For the purpose of track Limits this dotted line at Pit Exit represents the track limit for cars on track. Same principle applies to the dotted line at Pit Entry**





# AROUND THE TRACK



# QUESTIONS





# ESCAPE ROAD T1/T2/T3



**Any car crossing the LHS solid White Line from T1 to the exit of T2, must remain out of the track and follow the exiting road that will bring it back on track at T3.**

**All cars doing this road must pass on the Left Hand Side of the 2 Bollards.**

**All this is to be done safely and without making a lasting advantage.**

# ESCAPE ROAD T1/T2/T3





# TRACK LIMITS T9





# TRACK LIMITS T9





# TRACK LIMITS T13 - EXIT





# TRACK LIMITS T14 - EXIT




# QUESTIONS





# THE LINE – SC RESTART LINE – RD SIGNALLING






# END OF THE LAST FORMATION LAP





# RACE START



**TWO LINES  
THROUGH GRID BOXES**



# RACE START

NO OVERTAKING  
BEFORE RACE START  
SIGNAL AND  
CROSSING START  
LINE



RACE WILL START  
ONLY ONCE LIGHTS  
ARE OFF AND  
STARTING LINE IS  
CROSSED

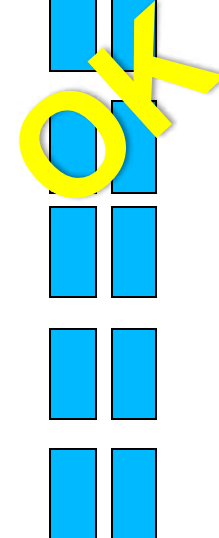
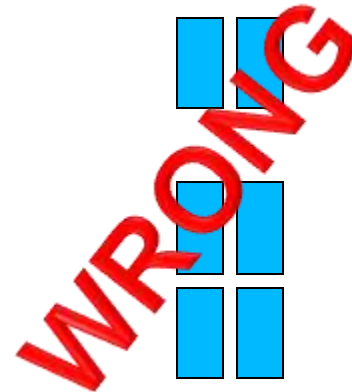
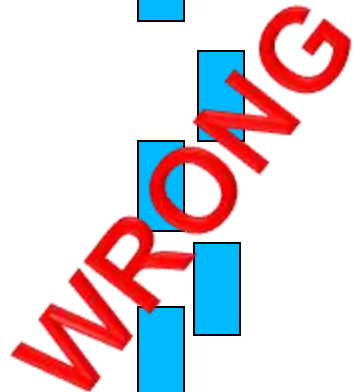

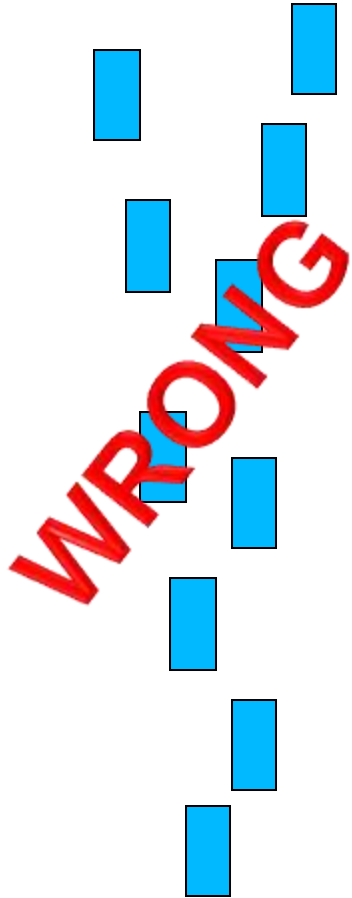




# RACE START




# RACE START





# RACE START – IF THERE IS A GAP IT HAS TO BE RESPECTED



# QUESTIONS





# FCY – FULL COURSE YELLOW



AT LEAST A 10 SEC COUNTDOWN WILL BE GIVEN

**ALL CARS TO SLOW DOWN TO 80km**



**PIT ENTRY CLOSED LIGHT WILL BE AUTOMATICALLY ACTIVATED ONCE FCY IS ANNOUNCED.  
ONLY DURING PRACTICE SESSIONS CARS ARE ALLOWED TO PIT.  
DURING THE RACE, THE LIGHT MUST BE RESPECTED AT ALL TIMES IT IS ACTIVATED.**



**DOUBLE WAVED YELLOW FLAGS IN THE AREA(S) OF THE INTERVENTION(S).**

# RED FLAG – PROCEDURE DURING PRACTICES



**ALL CARS TO SLOW DOWN TO 80km**


- RD will announce RED FLAG on radio
- All cars must reduce the speed to 80 Kph & head to the pit lane



**DOUBLE WAVED YELLOW FLAGS IN THE AREA(S) OF THE INTERVENTION(S).**



# VSC – Virtual Safety Car



AT LEAST A 10 SEC COUNTDOWN WILL BE GIVEN

**ALL CARS TO SLOW DOWN TO 80km**  
**SYSTEMATICALLY FOLLOWED BY A SAFETY CAR PROCEDURE**




**DOUBLE WAVED YELLOW FLAGS IN THE AREA(S) OF THE INTERVENTION(S).**

# SAFETY CAR



LEADER TO SLOW  
DOWN TO SC SPEED



DOUBLE WAVED YELLOW FLAGS IN THE AREA(S) OF THE INTERVENTION(S).



# SAFETY CAR – FCY – PIT ENTRY CLOSED LIGHT



REPEATER IN FRONT OF BOX 24





# PIT ENTRY COMMITMENT LINE SAFETY CAR & FCY



**Any car that has any part over this line at the moment of deployment of a SC or FCY procedure will be deemed committed to enter the pits.**



# SAFETY CAR – PASS AROUND PROCEDURES

PREPARE FOR THE PASS AROUND



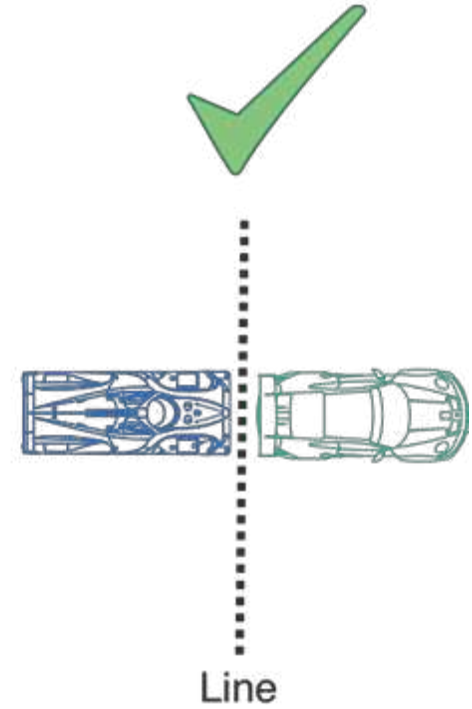
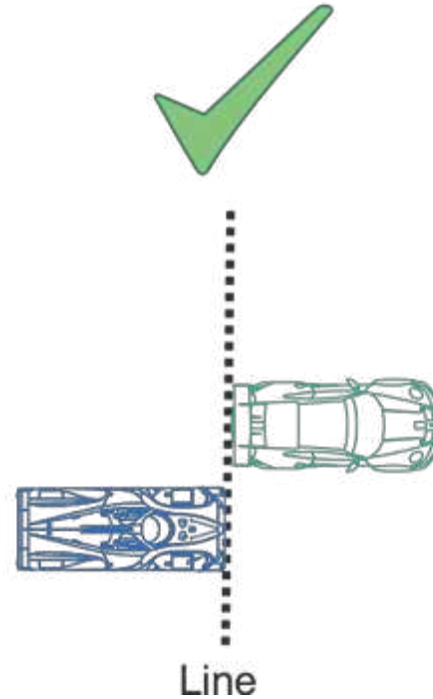
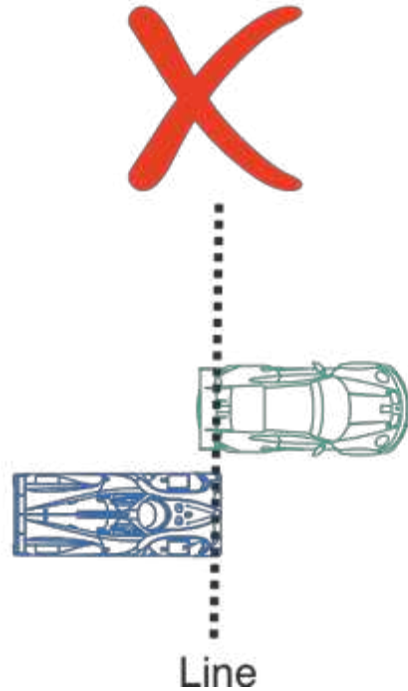
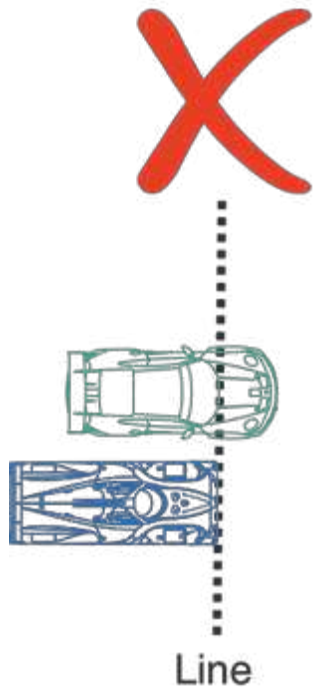
# SAFETY CAR – PASS AROUND PROCEDURES

START THE PASS AROUND






# SAFETY CAR – RESTART



# DOUBLE YELLOW FLAGS

In VSC, SC, FCY and Red Flag procedures, any Marshal Post(s) that has any intervention in his sector will signal with double waved yellow and the relevant board





# QUESTIONS



# AFTER THE RACE

- The category winners of LMP2, LMP2 ProAm, LMP3 and LMGT3 will cross the line a second time and enter the pit lane by the exit and park under the podium.
- Cars to scrutineering will enter the pit lane from pit entry to garages 2 and 3
- All other cars will park on both sides of the start finish straight, leaving a clear channel in the middle.





# PARC FERME AFTER THE RACE

**ALWAYS FOLLOW MARSHALS INSTRUCTIONS**

Parc Ferme  
Scrutineering Parc Ferme  
To the Podium

Google Earth

# HOSPITALITY

**FOR MORE INFORMATION  
PLEASE CONTACT US**

**Anthony GUILLIER**  
Hospitality Sales Manager  
[a.guillier@lemans.org](mailto:a.guillier@lemans.org)  
+33 6 18 76 46 49



**24h**  
**LE MANS®**

**Axel THERASSE**  
Hospitality Sales Officer  
[a.therasse@lemans.org](mailto:a.therasse@lemans.org)  
+33 7 85 85 57 06





# GENERAL TEAM MANAGER INFORMATION



## TIMETABLE V3

- Discord should be online 10min prior the session
- Discord pseudo for the Team Manager NUMBER OF CAR\_NAME OF THE TEAM
- Discord pseudo for other team members : NAME OF THE TEAM\_NAME OF THE PERSON
- Pit wall radio will be tested 5mins before each session
- Race control access via Pit lane and Race Control Tower



## ELMS SPORTING REGULATIONS V 1.3



## ELMS COMMITTEE DECISION N°07



## SUPPORT RACES: Michelin Le Mans Cup, Ligier European Series, Porsche Carrera Cup France



## PIT STOP PRACTICES: After FP1



[efsport@gmail.com](mailto:efsport@gmail.com)

WattsApp: + 351 917 360 440

# TOP-4 STARTING DRIVERS MEETING

**Saturday 20:00h** – *Briefing room*

*Top 4 of the **LMP2** category*

*Top 4 of the **LMP2 Pro/Am** category*

*Top 4 of the **LMP3** category*

*Top 4 of the **LMGT3** category*



# QUESTIONS



**THANK YOU**