

# ILMC

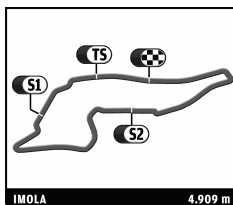
## 6 HOURS OF IMOLA

### Qualifying Practice

### Sector Analysis

■ Personal Best   
 ■ Session Best   
 ■ B Crossing the finish line in pit lane

Lap	D	Time	Sector 1	Sector 2	Sector 3	T. Spd	Elapsed	Lap	D	Time	Sector 1	Sector 2	Sector 3	T. Spd	Elapsed	
<b>1</b>	<b>Audi Sport Team Joest</b> 1.Timo Bernhard 2.Marcel Fassler							Audi R18 TDI LM P1	1	1	37:54.013	...	43.059	39.031	182.4	37:54.013
	2	2	1:33.274	19.846	38.737	34.691	289.5	33:23.790	2	1	1:36.361	20.725	39.809	35.827	276.2	39:30.374
	3	1	1:35.921	19.728	38.633	35.072	289.5	34:57.223	3	1	1:35.921	20.442	39.737	<b>35.742</b>	277.6	41:06.295
	4	1	1:36.048	19.653	39.374	35.364	290.3	38:03.968	4	1	1:36.048	20.304	39.930	35.814	278.4	42:42.343
	5	1	<b>1:32.354</b>	<b>19.605</b>	38.181	<b>34.568</b>	291.1	36:29.577	5	1	<b>1:35.700</b>	<b>20.229</b>	<b>39.727</b>	35.744	279.1	44:18.043
	6	2	1:33.391	19.653	39.374	35.364	290.3	38:03.968								
	7	2	1:33.675	19.999	<b>38.108</b>	35.568	290.3	39:37.643								
	7	2	1:54.510 <b>B</b>	19.618	39.403	55.489	290.3	41:32.153								
<b>2</b>	<b>Audi Sport Team Joest</b> 1.Tom Kristensen 2.Allan McNish							Audi R18 TDI LM P1	1	2	31:59.650	...	41.122	37.060	201.5	31:59.650
	2	2	1:33.413	19.720	38.646	35.047	288.0	33:33.063	2	2	1:35.155	20.378	39.132	35.645	276.2	37:04.728
	3	2	<b>1:32.974</b>	19.577	<b>38.532</b>	34.865	290.3	35:06.037	3	2	1:45.051	22.001	46.097	36.953	276.2	38:49.779
	4	2	1:34.347	19.465	40.115	34.767	292.7	36:40.384	4	2	1:34.913	<b>20.261</b>	39.166	<b>35.486</b>	276.9	40:24.692
	5	2	1:37.496	19.420	42.270	35.806	292.7	38:17.880	5	2	<b>1:34.746</b>	20.276	<b>38.846</b>	35.624	276.9	41:59.438
	6	2	1:33.569	19.673	39.200	<b>34.696</b>	293.5	39:51.449								
	7	2	1:49.947 <b>B</b>	<b>19.348</b>	39.344	51.255	291.1	41:41.396								
<b>7</b>	<b>Peugeot Sport Total</b> 1.Sebastien Bourdais 2.Anthony Davidson							Peugeot 908 LM P1	1	2	31:53.885	...	43.170	40.245	174.8	31:53.885
	2	2	1:35.927	20.510	39.861	35.556	291.9	33:29.812	2	2	1:37.034	20.552	40.551	35.931	284.2	33:46.129
	3	2	1:33.026	19.645	38.641	34.740	297.5	35:02.838	3	1	1:36.820	20.508	40.099	36.213	285.0	35:22.949
	4	2	1:33.765	19.410	39.135	35.220	299.2	36:36.603	4	1	1:36.063	20.361	39.926	<b>35.776</b>	285.7	36:59.012
	5	2	1:38.320	20.569	41.674	36.077	299.2	38:14.923	5	1	1:40.822	21.122	43.126	36.574	285.7	38:39.834
	6	2	1:32.783	19.495	38.753	34.535	300.0	39:47.706	6	1	1:38.376	20.157	<b>39.719</b>	38.500	285.7	40:18.210
	7	2	<b>1:31.736</b>	<b>19.206</b>	<b>38.217</b>	<b>34.313</b>	299.2	41:19.442	7	1	1:36.420	20.419	39.914	36.087	286.5	41:54.630
									8	1	1:43.404	20.289	45.942	37.173	288.0	43:38.034
<b>8</b>	<b>Peugeot Sport Total</b> 1.Franck Montagny 2.Stephane Sarrazin							Peugeot 908 LM P1	9	1	<b>1:35.996</b>	<b>20.128</b>	39.997	35.871	287.2	45:14.030
	1	2	35:51.094	...	45.472	37.219	189.5	35:51.094								
	2	2	1:33.419	19.787	38.993	34.639	295.9	37:24.513								
	3	2	1:33.432	19.455	39.047	34.930	299.2	38:57.945								
	4	2	<b>1:32.732</b>	19.468	38.677	<b>34.587</b>	298.3	40:30.677								
	5	2	1:32.762	19.569	<b>38.389</b>	34.804	298.3	42:03.439								
	6	2	1:32.909	<b>19.391</b>	38.597	34.921	297.5	43:36.348								
	7	2	1:33.043	19.567	38.665	34.811	299.2	45:09.391								
8	2	1:32.940	19.434	38.450	35.056	297.5	46:42.331									
<b>12</b>	<b>Rebellion Racing</b> 1.Neel Jani 2.Nicolas Prost							Lola B10/60 Coupe - Toyota LM P1	1	3	34:57.425	...	44.018	43.266	169.3	34:57.425
	2	1	1:39.121	20.805	41.692	36.624	277.6	38:19.344	2	3	1:39.808	21.582	42.270	35.956	277.6	39:01.565
	3	1	1:36.955	20.612	40.493	35.850	282.7	39:56.299	3	1	1:36.756	20.435	40.417	35.904	278.4	40:38.321
	4	1	1:35.995	20.378	39.898	35.719	282.0	41:32.294	4	1	1:36.436	20.591	40.140	<b>35.705</b>	280.5	42:14.757
	5	1	1:37.656	20.215	40.861	36.580	285.0	43:09.950	5	1	1:36.301	20.449	<b>39.988</b>	35.864	277.6	43:51.058
	6	1	1:35.823	20.288	39.667	35.868	282.7	44:45.773	6	1	<b>1:36.084</b>	<b>20.038</b>	40.161	35.885	279.1	45:27.142
	7	1	1:35.442	<b>20.044</b>	39.710	35.688	284.2	46:21.215								
	8	1	<b>1:35.047</b>	20.078	<b>39.539</b>	<b>35.430</b>	281.2	47:56.262								
<b>13</b>	<b>Rebellion Racing</b> 1.Andrea Belicchi 2.Jean-Christophe Boullion							Lola B10/60 Coupe - Toyota LM P1	1	3	34:57.425	...	44.018	43.266	169.3	34:57.425
	2	2	1:39.758	21.427	41.667	<b>36.664</b>	259.0	34:50.852	2	3	1:39.554	21.405	41.274	36.875	262.1	36:36.979
	3	2	<b>1:38.959</b>	21.033	41.235	36.691	260.9	36:29.811	3	3	1:45.220	<b>21.006</b>	46.467	37.747	262.8	38:22.199
	4	2	1:39.710	<b>20.893</b>	41.796	37.021	262.8	38:09.521	4	3	<b>1:38.351</b>	21.106	<b>40.676</b>	<b>36.569</b>	264.7	40:00.550
	5	2	1:39.582	21.078	41.595	36.909	262.1	39:49.103	5	3	1:44.001	23.477	43.295	37.229	264.1	41:44.551
	6	2	1:41.570	21.353	43.038	37.179	260.9	41:30.673	6	3	1:38.908	21.142	40.905	36.861	264.7	43:23.459
	7	2	1:39.191	21.180	41.265	36.746	260.2	43:09.864								
	8	2	1:39.089	21.050	<b>41.183</b>	36.856	262.1	44:48.953								
<b>15</b>	<b>Oak Racing</b> 1.Pierre Ragues 2.Guillaume Moreau							Oak Pescarolo - Judd LM P1	1	2	35:29.573	...	47.661	37.027	190.8	35:29.573
	2	2	1:35.155	20.378	39.132	35.645	276.2	37:04.728	2	2	1:35.155	20.378	39.132	35.645	276.2	37:04.728
	3	2	1:45.051	22.001	46.097	36.953	276.2	38:49.779	3	2	1:45.051	22.001	46.097	36.953	276.2	38:49.779
	4	2	1:34.913	<b>20.261</b>	39.166	<b>35.486</b>	276.9	40:24.692	4	2	1:34.913	<b>20.261</b>	39.166	<b>35.486</b>	276.9	40:24.692
	5	2	<b>1:34.746</b>	20.276	<b>38.846</b>	35.624	276.9	41:59.438	5	2	<b>1:34.746</b>	20.276	<b>38.846</b>	35.624	276.9	41:59.438
<b>16</b>	<b>Pescarolo Team</b> 1.Emmanuel Collard 2.Christophe Tinseau							Pescarolo - Judd LM P1	1	1	32:09.095	...	41.663	36.038	200.7	32:09.095
	2	1	1:37.034	20.552	40.551	35.931	284.2	33:46.129	2	1	1:37.034	20.552	40.551	35.931	284.2	33:46.129
	3	1	1:36.820	20.508	40.099	36.213	285.0	35:22.949	3	1	1:36.820	20.508	40.099	36.213	285.0	35:22.949
	4	1	1:36.063	20.361	39.926	<b>35.776</b>	285.7	36:59.012	4	1	1:36.063	20.361	39.926	<b>35.776</b>	285.7	36:59.012
	5	1	1:40.822	21.122	43.126	36.574	285.7	38:39.834	5	1	1:40.822	21.122	43.126	36.574	285.7	38:39.834
	6	1	1:38.376	20.157	<b>39.719</b>	38.500	285.7	40:18.210	6	1	1:38.376	20.157	<b>39.719</b>	38.500	285.7	40:18.210
	7	1	1:36.420	20.419	39.914	36.087	286.5	41:54.630	7	1	1:36.420	20.419	39.914	36.087	286.5	41:54.630
	8	1	1:43.404	20.289	45.942	37.173	288.0	43:38.034	8	1	1:43.404	20.289	45.942	37.173	288.0	43:38.034
	9	1	<b>1:35.996</b>	<b>20.128</b>	39.997	35.871	287.2	45:14.030	9	1	<b>1:35.996</b>	<b>20.128</b>	39.997	35.871	287.2	45:14.030
<b>23</b>	<b>MIK Corse</b> 1.Maximo Cortes 2.Ferdinando Geri							Zytek O9 LM P1	1	1	37:21.757	...	44.573	37.407	129.7	37:21.757
	2	1	1:39.808	21.582	42.270	35.956	277.6	39:01.565	2	1	1:39.808	21.582	42.270	35.956	277.6	39:01.565
	3	1	1:36.756	20.435	40.417	35.904	278.4	40:38.321	3	1	1:36.756	20.435	40.417	35.904	278.4	40:38.321
	4	1	1:36.436	20.591	40.140	<b>35.705</b>	280.5	42:14.757	4	1	1:36.436	20.591	40.140	<b>35.705</b>	280.5	42:14.757
	5	1	1:36.301	20.449	<b>39.988</b>	35.864	277.6	43:51.058	5	1	1:36.301	20.449	<b>39.988</b>	35.864	277.6	43:51.058



# ILMC

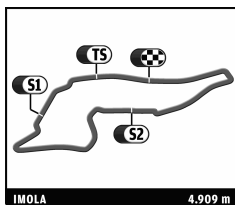
## 6 HOURS OF IMOLA

### Qualifying Practice

### Sector Analysis

■ Personal Best   
 ■ Session Best   
 ■ B Crossing the finish line in pit lane

Lap	D	Time	Sector 1	Sector 2	Sector 3	T. Spd	Elapsed	Lap	D	Time	Sector 1	Sector 2	Sector 3	T. Spd	Elapsed
<b>35</b>		<b>Oak Racing</b>		Oak Pescarolo - Judd		LM P2									
		1. Andrea Barlesi		3. Patrice Lafargue											
		2. Frederic Da Rocha													
1	1	33:20.821	...	44.726	38.428	187.2	33:20.821								
2	1	1:41.439	21.432	42.017	37.990	266.7	35:02.260								
3	1	1:42.062	21.426	42.782	37.854	268.0	36:44.322								
4	1	1:41.654	21.381	42.332	37.941	272.0	38:25.976								
5	1	1:41.309	21.364	42.206	37.739	268.0	40:07.285								
6	1	1:40.713	21.609	<b>41.387</b>	37.717	270.0	41:47.998								
7	1	<b>1:40.146</b>	<b>21.149</b>	41.532	<b>37.465</b>	270.0	43:28.144								
<b>36</b>		<b>RML</b>		HPD ARX -01d		LM P2									
		1. Tommy Erdos		3. Ben Collins											
		2. Mike Newton													
1	1	38:25.698	...	49.622	39.039	115.9	38:25.698								
2	1	1:44.328	22.055	43.939	38.334	264.1	40:10.026								
3	1	1:42.483	22.264	42.690	37.529	264.1	41:52.509								
4	1	1:42.065	21.895	42.516	37.654	265.4	43:34.574								
5	1	1:41.432	21.553	42.041	37.838	264.7	45:16.006								
6	1	1:40.953	21.647	41.823	37.483	264.1	46:56.959								
7	1	<b>1:40.642</b>	<b>21.471</b>	<b>41.716</b>	<b>37.455</b>	261.5	48:37.601								
<b>39</b>		<b>Pecom Racing</b>		Lola B11/40 - Judd		LM P2									
		1. Luis Perez-Companc		3. Pierre Kaffer											
		2. Matias Russo													
1	3	32:30.718	...	46.509	38.972	155.2	32:30.718								
2	3	1:40.806	21.556	42.125	37.125	259.0	34:11.524								
3	3	1:41.096	21.253	42.658	37.185	259.6	35:52.620								
4	3	1:40.480	21.247	41.897	37.336	262.1	37:33.100								
5	3	4:17.094 <b>B</b>	21.494	41.799	3:13.801	260.9	41:50.194								
6	3	2:00.672	37.309	45.033	38.330	188.8	43:50.866								
7	3	1:39.724	21.482	41.289	36.953	261.5	45:30.590								
8	3	1:39.347	<b>21.244</b>	41.243	<b>36.860</b>	260.9	47:09.937								
9	3	1:39.328	21.299	41.029	37.000	259.0	48:49.265								
10	3	<b>1:39.198</b>	21.245	<b>40.997</b>	36.956	259.0	50:28.463								
<b>40</b>		<b>Race Performance</b>		Oreca 03 - Judd		LM P2									
		1. Michel Frey		3. Marc Rostan											
		2. Ralph Meichtry													
1	2	33:18.178	...	46.254	38.673	182.1	33:18.178								
2	2	1:40.776	21.280	41.824	37.672	266.0	34:58.954								
3	2	1:40.993	<b>20.969</b>	43.093	36.931	269.3	36:39.947								
4	2	1:52.376	21.691	48.722	41.963	270.0	38:32.323								
5	2	1:40.974	21.084	42.187	37.703	271.4	40:13.297								
6	2	1:39.461	21.068	41.122	37.271	270.0	41:52.758								
7	2	<b>1:38.991</b>	21.159	<b>40.940</b>	<b>36.892</b>	265.4	43:31.749								
<b>41</b>		<b>Greaves Motorsport</b>		Zytek Z11SN - Nissan		LM P2									
		1. Karim Ojeh		3. Tom Kimber-Smith											
		2. Olivier Lombard													
1	3	33:56.605	...	44.369	38.250	154.9	33:56.605								
2	3	1:39.766	21.415	41.378	36.973	262.1	35:36.371								
3	3	1:43.774	21.288	44.597	37.889	266.0	37:20.145								
4	3	1:39.273	21.339	41.108	36.826	266.0	38:59.418								
5	3	<b>1:38.533</b>	<b>21.122</b>	<b>40.743</b>	<b>36.668</b>	267.3	40:37.951								
6	3	1:52.199	22.562	47.864	41.773	265.4	42:30.150								
7	3	2:00.067 <b>B</b>	21.283	41.121	57.663	265.4	44:30.217								
<b>42</b>		<b>Strakka Racing</b>		HPD ARX -01d		LM P2									
		1. Nick Leventis		3. Jonny Kane											
		2. Danny Watts													
1	2	39:09.482 <b>B</b>	...	50.201	1:37.229	177.3	39:09.482								
2	2	2:04.594	38.252	47.791	38.551	185.2	41:14.076								
3	2	1:38.752	20.912	40.872	36.968	265.4	42:52.828								
4	2	1:38.119	20.933	40.463	<b>36.723</b>	266.7	44:30.947								
5	2	<b>1:38.118</b>	<b>20.906</b>	<b>40.215</b>	36.997	266.0	46:09.065								
6	2	1:47.203	21.015	40.713	45.475	264.7	47:56.268								
<b>43</b>		<b>RLR Msport</b>		MG Lola EX265 - Judd		LM P2									
		1. Barry Gates		3. Simon Phillips											
		2. Rob Garofall													
1	2	32:59.291	...	45.983	40.174	147.1	32:59.291								
2	2	1:41.485	21.996	41.944	37.545	255.9	34:40.776								
3	2	1:40.756	21.684	41.643	<b>37.429</b>	256.5	36:21.532								
4	2	1:53.836	22.285	49.556	41.995	258.4	38:15.368								
5	2	1:42.355	21.875	42.369	38.111	259.0	39:57.723								
6	2	<b>1:40.543</b>	<b>21.480</b>	<b>41.534</b>	37.529	259.0	41:38.266								
<b>44</b>		<b>Extreme Limite AM Paris</b>		Norma M200P - Judd		LM P2									
		1. Fabien Rosier													
		2. Maurice Basso													
1	1	32:01.213	...	47.777	43.292	166.4	32:01.213								
2	1	1:41.950	21.927	42.323	37.700	267.3	33:43.163								
3	1	1:40.621	21.282	41.645	37.694	264.7	35:23.784								
4	1	1:39.942	<b>21.182</b>	41.457	37.303	268.0	37:03.726								
5	1	<b>1:39.848</b>	21.275	<b>41.445</b>	<b>37.128</b>	266.7	38:43.574								
6	1	1:40.253	21.317	41.595	37.341	262.8	40:23.827								
7	1	3:00.014 <b>B</b>	27.315	1:08.399	1:24.300	176.2	43:23.841								
<b>45</b>		<b>Boutsen Energy Racing</b>		Oreca 03 - Nissan		LM P2									
		1. Dominik Kraihamer													
		2. Nicolas De Crem													
1	1	32:36.480	...	48.797	37.463	143.6	32:36.480								
2	1	1:38.555	20.902	41.062	36.591	264.1	34:15.035								
3	1	1:42.405	20.813	40.904	40.688	266.7	35:57.440								
4	1	1:38.065	20.719	40.661	36.685	267.3	37:35.505								
5	1	1:41.783	21.461	42.521	37.801	268.0	39:17.288								
6	1	1:37.910	20.769	40.416	36.725	266.7	40:55.198								
7	1	1:38.387	<b>20.700</b>	40.742	36.945	266.7	42:33.585								
8	1	<b>1:37.476</b>	20.751	<b>40.337</b>	<b>36.388</b>	267.3	44:11.061								
<b>46</b>		<b>TDS Racing</b>		Oreca 03 - Nissan		LM P2									
		1. Mathias Beche		3. Jody Firth											
		2. Pierre Thiriet													
1	1	32:11.329	...	43.467	36.755	143.8	32:11.								



# ILMC

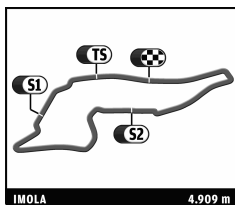
## 6 HOURS OF IMOLA

### Qualifying Practice

### Sector Analysis

■ Personal Best   
 ■ Session Best   
 ■ Crossing the finish line in pit lane

Lap	D	Time	Sector 1	Sector 2	Sector 3	T. Spd	Elapsed	Lap	D	Time	Sector 1	Sector 2	Sector 3	T. Spd	Elapsed
5	2	1:46.649	20.904	44.817	40.928	273.4	40:18.200								
6	2	1:47.760	22.153	47.047	38.560	274.1	42:05.960								
7	2	1:39.573	21.374	41.351	36.848	272.0	43:45.533								
<b>50</b>	<b>Larbre Competition</b>		3. Gabriele Gardel		Corvette C6-ZR1		LM GTE Am								
1. Patrick Bornhauser		2. Julien Canal													
1	2	3:44.089	2:13.090	49.883	41.116	168.7	3:44.089								
2	2	1:49.489	22.751	46.875	39.863	257.1	5:33.578								
3	2	1:47.380	22.467	45.638	39.275	259.6	7:20.958								
4	2	1:46.614	22.193	45.459	38.962	260.2	9:07.572								
5	2	2:07.817	22.358	46.429	59.030	262.1	11:15.389								
<b>51</b>	<b>AF Corse</b>		3. Stephane Lemeret		Ferrari F458 Italia		LM GTE Pro								
1. Giancarlo Fisichella		2. Gianmaria Bruni													
1	1	9:05.842	7:37.182	48.612	40.048	176.8	9:05.842								
2	1	1:45.636	22.360	44.232	39.044	255.9	10:51.478								
3	1	1:45.273	22.289	44.058	38.926	255.3	12:36.751								
4	1	1:47.981	22.075	45.265	40.641	254.7	14:24.732								
5	1	1:45.130	22.064	44.129	38.937	255.3	16:09.862								
<b>55</b>	<b>BMW Motorsport</b>		3. Roger Wills		BMW M3		LM GTE Pro								
1. Augusto Farfus		2. Jorg Muller													
1	2	7:26.437	5:57.890	45.484	43.063	175.6	7:26.437								
2	2	1:44.715	22.207	43.976	38.532	260.2	9:11.152								
3	2	1:44.468	21.985	43.788	38.695	262.1	10:55.620								
<b>56</b>	<b>BMW Motorsport</b>		3. Roger Wills		BMW M3		LM GTE Pro								
1. Dirk Werner		2. Pedro Lamy													
1	1	8:40.201	7:11.593	48.681	39.927	174.5	8:40.201								
2	1	1:45.349	22.193	44.119	39.037	259.0	10:25.550								
3	1	1:44.945	22.262	44.077	38.606	259.6	12:10.495								
4	1	1:45.035	22.244	43.814	38.977	261.5	13:55.530								
5	1	1:44.683	22.255	43.781	38.647	259.6	15:40.213								
<b>57</b>	<b>Krohn Racing</b>		3. Michele Rugolo		Ferrari F430		LM GTE Am								
1. Tracy Krohn		2. Niclas Jonsson													
1	3	2:36.061	1:05.425	46.866	43.770	177.3	2:36.061								
2	3	1:47.172	22.687	45.093	39.392	257.8	4:23.233								
3	3	1:53.243	22.237	47.236	43.770	259.0	6:16.476								
4	3	1:51.324	22.358	45.892	43.074	260.2	8:07.800								
5	3	2:14.261	22.249	46.060	1:05.952	260.2	10:22.061								
6	3	3:14.203	1:48.535	45.925	39.743	181.2	13:36.264								
7	3	1:48.119	22.406	44.714	40.999	258.4	15:24.383								
8	3	1:46.398	22.354	44.968	39.076	259.6	17:10.781								
9	3	1:46.219	22.174	44.853	39.192	260.2	18:57.000								
10	3	2:16.608	22.197	49.074	1:05.337	260.2	21:13.608								
<b>58</b>	<b>Luxury Racing</b>		3. Ralph Firman		Ferrari F458 Italia		LM GTE Pro								
1. Anthony Beltoise		2. François Jakubowski													
1	3	3:32.987	2:03.722	48.531	40.734	156.7	3:32.987								
2	3	1:47.808	23.066	45.055	39.687	252.3	5:20.795								
3	3	1:45.987	22.357	44.514	39.116	255.3	7:06.782								
4	3	1:45.779	22.200	44.327	39.252	256.5	8:52.561								
5	3	2:00.623	24.137	53.181	43.305	256.5	10:53.184								
<b>59</b>	<b>Luxury Racing</b>		3. Stephane Lemeret		Ferrari F458 Italia		LM GTE Pro								
1. Stephane Ortelli		2. Frederic Makowiecki													
1	2	2:07.431	31.888	52.771	42.772	164.6	2:07.431								
2	2	1:46.520	22.948	44.420	39.152	253.5	3:53.951								
3	2	1:45.178	22.243	44.171	38.764	254.7	5:39.129								
4	2	1:52.004	22.252	49.954	39.798	257.1	7:31.133								
5	2	1:44.725	22.178	44.139	38.408	255.9	9:15.858								
6	2	1:54.326	22.137	47.329	44.860	257.8	11:10.184								
7	2	1:44.930	22.243	43.873	38.814	255.9	12:55.114								
<b>61</b>	<b>AF Corse</b>		3. Stephane Lemeret		Ferrari F430		LM GTE Am								
1. Piergiuseppe Perazzini		2. Marco Cioci													
1	2	5:51.661	4:12.637	53.214	45.810	150.4	5:51.661								
2	2	1:47.170	22.877	45.052	39.241	254.7	7:38.831								
3	2	1:46.273	22.626	44.584	39.063	256.5	9:25.104								
4	2	1:46.157	22.416	44.594	39.147	259.6	11:11.261								
5	2	1:46.286	22.455	44.444	39.387	257.8	12:57.547								
6	2	1:45.906	22.310	44.528	39.068	257.8	14:43.453								
7	2	2:10.405	26.099	58.133	46.173	217.7	16:53.858								
<b>62</b>	<b>CRS Racing</b>		3. Roger Wills		Ferrari F430		LM GTE Am								
1. Pierre Ehret		2. Shaun Lynn													
1	3	3:07.764	1:38.594	48.150	41.020	163.9	3:07.764								
2	3	1:48.909	23.296	45.623	39.990	252.9	4:56.673								
3	3	1:48.819	22.749	45.596	40.474	257.1	6:45.492								
4	3	1:48.176	22.783	45.686	39.707	259.0	8:33.668								
5	3	1:48.238	22.553	45.646	40.039	259.6	10:21.906								
6	3	1:48.298	22.874	45.542	39.882	260.2	12:10.204								
7	3	1:51.025	23.052	45.998	41.975	256.5	14:01.229								
8	3	1:48.662	22.978	45.945	39.739	255.9	15:49.891								
9	3	1:56.871	25.068	50.992	40.811	222.7	17:46.762								
10	3	1:48.622	23.034	45.955	39.633	259.0	19:35.384								
<b>63</b>	<b>Proton Competition</b>		3. Jonathan Hirschi		Porsche 911 RSR 997		LM GTE Am								
1. Patrick Long		2. Gianluca Roda													
1	1	5:27.507	4:02.060	46.165	39.282	169.0	5:27.507								
2	1	1:46.114	22.310	44.912	38.892	260.2	7:13.621								
3	1	1:45.650	22.092	44.701	38.857	260.9	8:59.271								
4	1	1:46.247	22.258	44.646	39.343	261.5	10:45.518								
<b>64</b>	<b>Lotus Jetalliance</b>		3. Lukas Lichtner-Hoyer		Lotus Evora		LM GTE Pro								
1. Oskar Slingerland		2. Martin Rich													
1	3	6:26.413	4:52.598	50.919	42.896	161.2	6:26.413								
2	3	1:51.158	23.402	47.228	40.528	256.5	8:17.571								
3	3	1:50.921	23.082	47.005	40.834	255.9	10:08.492								
4	3	1:50.053	22.956	46.635	40.462	256.5	11:58.545								
5	3	2:03.917	26.271	51.147	46.499	257.1	14:02.462								
6	3	1:51.006	23.063	47.097	40.846	259.6	15:53.468								
<b>65</b>	<b>Lotus Jetalliance</b>		3. Jonathan Hirschi		Lotus Evora		LM GTE Pro								
1. James Rossiter		2. Johnny Mowlem													
1	3	2:52.416	1:23.336	48.459	40.621	139.4	2:52.416								



# ILMC

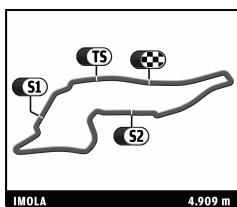
## 6 HOURS OF IMOLA

### Qualifying Practice

### Sector Analysis

■ Personal Best   
 ■ Session Best   
 ■ Crossing the finish line in pit lane

Lap	D	Time	Sector 1	Sector 2	Sector 3	T. Spd	Elapsed	Lap	D	Time	Sector 1	Sector 2	Sector 3	T. Spd	Elapsed
4	3	1:56.963	24.720	50.862	41.381	256.5	8:31.695	1	2	9:34.597	7:55.988	53.475	45.134	157.7	9:34.597
5	3	1:49.247	22.837	46.420	<b>39.990</b>	254.7	10:20.942	2	2	1:49.097	23.326	45.992	39.779	258.4	11:23.694
6	3	3:51.056 <b>B</b>	22.879	46.570	2:41.607	255.3	14:11.998	3	2	<b>1:44.895</b>	22.162	<b>43.933</b>	<b>38.800</b>	260.9	13:08.589
7	3	2:10.584	40.728	49.664	40.192	173.1	16:22.582	4	2	1:45.218	<b>22.024</b>	44.191	39.003	261.5	14:53.807
8	3	1:49.138	22.879	46.212	40.047	254.7	18:11.720								
9	3	<b>1:49.037</b>	<b>22.810</b>	<b>46.066</b>	40.161	253.5	20:00.757								
<b>66</b> <b>JMW Motorsport</b> <span style="float: right;">Ferrari F458 Italia</span>															
1. Rob Bell <span style="float: right;">LM GTE Pro</span>															
2. James Walker															
1	1	10:14.250	8:46.591	46.358	41.301	173.6	10:14.250								
2	1	1:45.771	22.533	44.202	39.036	252.3	12:00.021								
3	1	1:45.258	22.555	44.014	38.689	254.1	13:45.279								
4	1	1:45.314	22.332	44.151	38.831	254.7	15:30.593								
5	1	<b>1:44.730</b>	<b>22.216</b>	<b>43.967</b>	<b>38.547</b>	255.3	17:15.323								
6	1	2:12.190 <b>B</b>	22.233	47.743	1:02.214	256.5	19:27.513								
<b>67</b> <b>IMSA Performance Matmut</b> <span style="float: right;">Porsche 911 RSR 997</span>															
1. Nicolas Armino <span style="float: right;">LM GTE Am</span>															
2. Raymond Narac															
1	1	2:14.609	43.845	46.651	44.113	169.0	2:14.609								
2	1	1:46.510	22.536	45.026	<b>38.948</b>	261.5	4:01.119								
3	1	<b>1:46.283</b>	<b>22.201</b>	44.882	39.200	262.1	5:47.402								
4	1	1:46.407	22.443	<b>44.767</b>	39.197	262.8	7:33.809								
5	1	1:50.773	22.272	47.868	40.633	262.8	9:24.582								
6	1	2:18.956 <b>B</b>	31.953	48.749	58.254	260.9	11:43.538								
<b>71</b> <b>AF Corse</b> <span style="float: right;">Ferrari F458 Italia</span>															
1. Jaime Melo <span style="float: right;">LM GTE Pro</span>															
2. Toni Vilander															
1	1	9:14.471	7:45.578	49.341	39.552	162.7	9:14.471								
2	1	1:48.676	22.626	44.712	41.338	254.7	11:03.147								
3	1	1:45.924	22.388	43.973	39.563	254.1	12:49.071								
4	1	<b>1:44.691</b>	22.166	<b>43.847</b>	<b>38.678</b>	254.7	14:33.762								
5	1	1:44.923	<b>22.103</b>	44.053	38.767	254.1	16:18.685								
<b>75</b> <b>Prospeed Competition</b> <span style="float: right;">Porsche 911 RSR 997</span>															
1. Marc Goossens <span style="float: right;">LM GTE Pro</span>															
2. Marco Holzer															
1	2	8:05.015	6:33.616	49.400	41.999	133.8	8:05.015								
2	2	1:45.988	22.468	44.468	39.052	259.0	9:51.003								
3	2	<b>1:45.767</b>	22.280	44.565	<b>38.922</b>	260.2	11:36.770								
4	2	1:45.871	22.403	44.528	38.940	259.0	13:22.641								
5	2	1:59.356	28.882	50.679	39.795	197.8	15:21.997								
6	2	1:45.946	22.480	<b>44.462</b>	39.004	259.0	17:07.943								
7	2	1:48.356	23.183	45.730	39.443	235.3	18:56.299								
8	2	2:05.788 <b>B</b>	<b>22.240</b>	44.928	58.620	259.6	21:02.087								
<b>76</b> <b>IMSA Performance Matmut</b> <span style="float: right;">Porsche 911 RSR 997</span>															
1. Patrick Pilet <span style="float: right;">LM GTE Pro</span>															
2. Wolf Henzler															
1	1	7:45.032	6:10.803	51.994	42.235	172.0	7:45.032								
2	1	<b>1:45.467</b>	22.185	<b>44.254</b>	<b>39.028</b>	259.6	9:30.499								
3	1	2:01.053	22.194	51.366	47.493	262.1	11:31.552								
4	1	2:02.609 <b>B</b>	<b>22.152</b>	44.531	55.926	260.9	13:34.161								
5	1	3:48.165	2:18.978	47.760	41.427	183.4	17:22.326								
6	1	2:06.535 <b>B</b>	22.242	44.728	59.565	260.9	19:28.861								
<b>77</b> <b>Team Felbermayr - Proton</b> <span style="float: right;">Porsche 911 RSR 997</span>															
1. Marc Lieb <span style="float: right;">LM GTE Pro</span>															
2. Richard Lietz															
<b>79</b> <b>Jota</b> <span style="float: right;">Aston Martin Vantage</span>															
1. Simon Dolan <span style="float: right;">LM GTE Pro</span>															
2. Sam Hancock															
1	2	2:23.840	50.681	49.867	43.292	170.1	2:23.840								
2	2	1:50.082	23.773	46.405	39.904	252.3	4:13.922								
3	2	1:46.025	22.716	<b>44.297</b>	<b>39.012</b>	254.7	5:59.947								
4	2	<b>1:45.841</b>	22.401	44.315	39.125	256.5	7:45.788								
5	2	1:45.849	22.432	44.341	39.076	257.1	9:31.637								
6	2	1:45.942	22.510	44.384	39.048	257.8	11:17.579								
7	2	1:46.037	22.305	44.648	39.084	258.4	13:03.616								
<b>82</b> <b>CRS Racing</b> <span style="float: right;">Ferrari F430</span>															
1. Klaus Hummel <span style="float: right;">LM GTE Am</span>															
2. Adam Christodoulou <span style="float: right;">3. Phil Quaife</span>															
1	2	9:04.665	7:24.728	52.766	47.171	156.1	9:04.665								
2	2	2:11.432	22.659	57.292	51.481	259.0	11:16.097								
3	2	1:47.667	22.925	45.167	39.575	257.8	13:03.764								
4	2	1:52.972	25.015	48.238	39.719	224.1	14:56.736								
5	2	1:47.065	22.481	45.246	39.338	260.9	16:43.801								
6	2	<b>1:46.798</b>	<b>22.463</b>	<b>45.162</b>	<b>39.173</b>	259.6	18:30.599								
<b>88</b> <b>Team Felbermayr-Proton</b> <span style="float: right;">Porsche 911 RSR 997</span>															
1. Christian Ried <span style="float: right;">LM GTE Am</span>															
2. Horst Felbermayr Jr.															
1	2	2:32.038	1:00.487	49.777	41.774	168.0	2:32.038								
2	2	1:48.640	22.932	45.661	40.047	259.0	4:20.678								
3	2	1:48.885	22.811	46.021	40.053	259.6	6:09.563								
4	2	1:48.335	<b>22.652</b>	45.654	40.029	260.2	7:57.898								
5	2	<b>1:48.197</b>	23.000	<b>45.484</b>	<b>39.713</b>	247.7	9:46.095								
6	2	5:50.301 <b>B</b>	26.132	53.107	4:31.062	218.2	15:36.396								
7	2	2:16.846	39.570	56.995	40.281	180.6	17:53.242								
8	2	1:49.462	22.924	46.299	40.239	260.2	19:42.704								
<b>89</b> <b>Hankook Team Farmbacher</b> <span style="float: right;">Ferrari F458 Italia</span>															
1. Dominik Farmbacher <span style="float: right;">LM GTE Pro</span>															
2. Allan Simonsen															
1	1	3:58.518	2:32.797	45.878	39.843	149.2	3:58.518								
2	1	1:48.223	22.686	44.426	41.111	253.5	5:46.741								
3	1	1:46.126	22.613	44.444	39.069	255.9	7:32.867								
4	1	1:45.648	22.393	<b>44.116</b>	39.139	257.1	9:18.515								
5	1	<b>1:45.384</b>	<b>22.208</b>	44.168	<b>39.008</b>	257.8	11:03.899								
<b>91</b> <b>Hope Racing</b> <span style="float: right;">FLM - Oreca - 09</span>															
1. Luca Moro <span style="float: right;">FLM</span>															
2. Shanqi Zhang <span style="float: right;">3. Tor Graves</span>															
1	2	32:44.562	...	47.486	39.744	177.3	32:44.562								
2	2	1:45.200	22.110	44.536	38.554	264.1	34:29.762								
3	2	<b>1:44.550</b>	<b>21.925</b>	<b>44.278</b>	<b>38.347</b>	266.0	36:14.312								
4	2	4:30.512 <b>B</b>	2:25.012	57.516	1:07.984	265.4	40:44.824								
<b>93</b> <b>Genoa Racing</b> <span style="float: right;">FLM - Oreca - 09</span>															
1. Elton Julian <span style="float: right;">FLM</span>															
2. Christian Zugel <span style="float: right;">3. Jens Petersen</span>															
1	1	32:49.213	...	45.980	39.707	145.9	32:49.213								
2	1	1:44.616	22.047	43.887	38.682	257.8	34:33.829								
3	1	1:44.353	22.000	43.741	38.612	256.5	36:18.182								



# ILMC

## 6 HOURS OF IMOLA

### Qualifying Practice

### Sector Analysis

■ Personal Best   
 ■ Session Best   
 ■ Crossing the finish line in pit lane

Lap	D	Time	Sector 1	Sector 2	Sector 3	T. Spd	Elapsed	Lap	D	Time	Sector 1	Sector 2	Sector 3	T. Spd	Elapsed
4	1	1:46.505	22.099	45.675	38.731	256.5	38:04.687								
5	1	1:43.538	21.695	43.385	38.458	260.2	39:48.225								
6	1	1:43.793	21.856	43.261	38.676	257.8	41:32.018								
7	1	<span style="color: green;">1:42.574</span>	<span style="color: green;">21.636</span>	42.916	<span style="color: green;">38.022</span>	261.5	43:14.592								
8	1	1:42.787	21.686	<span style="color: green;">42.812</span>	38.289	259.6	44:57.379								
<b>95</b> <b>Pegasus Racing</b> <span style="float: right;">FLM - Oreca - 09</span> 1. Mirco Schultis <span style="margin-left: 100px;">3. Julien Schell</span> <span style="float: right;">FLM</span> 2. Patrick Simon															
1	2	34:01.246	...	45.485	39.009	169.8	34:01.246								
2	2	1:44.110	21.802	43.720	38.588	262.1	35:45.356								
3	2	1:50.225	23.967	46.415	39.843	262.1	37:35.581								
4	2	1:44.014	22.224	43.587	38.203	266.7	39:19.595								
5	2	<span style="color: green;">1:43.285</span>	<span style="color: green;">21.788</span>	<span style="color: green;">43.397</span>	38.100	264.7	41:02.880								
6	2	1:43.440	21.909	43.456	<span style="color: green;">38.075</span>	262.8	42:46.320								
<b>99</b> <b>JMB Racing</b> <span style="float: right;">FLM - Oreca - 09</span> 1. Chapman Ducote <span style="margin-left: 100px;">3. Nicolas Marroc</span> <span style="float: right;">FLM</span> 2. Kyle Marcelli															
1	3	33:50.328	...	46.935	38.779	126.0	33:50.328								
2	3	1:44.196	22.035	43.954	38.207	260.2	35:34.524								
3	3	<span style="color: green;">1:42.755</span>	22.083	<span style="color: green;">42.818</span>	<span style="color: green;">37.854</span>	260.2	37:17.279								
4	3	1:48.328	22.233	48.152	37.943	263.4	39:05.607								
5	3	2:13.222	<span style="color: green;">21.660</span>	1:12.794	38.768	262.8	41:18.829								
6	3	1:43.482	22.211	43.242	38.029	259.6	43:02.311								