

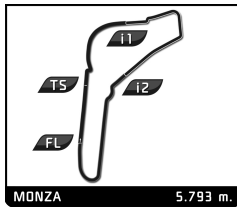
ELMS Collective Test Day
4 Hours of Monza
Afternoon Test

Sector Analysis

Lap under Red Flag Invalidated Lap Personal Best Session Best Crossing the pit lane

Lap	D	Time	Sector 1	Sector 2	Sector 3	T. Spd	Elapsed	Lap	D	Time	Sector 1	Sector 2	Sector 3	T. Spd	Elapsed
2	United Autosports 1.Wayne BOYD 2.Robert WHELDON							Ligier JS P320 - Nissan LMP3							
1	1	4:24.646	3:04.466	41.517	38.663	151.3	4:24.646	20	1	3:36.749	2:20.719	38.202	37.828	204.2	49:24.241
2	1	2:24.116 B	35.700	37.531	1:10.885	222.2	6:48.762	21	1	1:50.050	35.123	37.279	37.648	268.0	51:14.291
3	1	9:20.746	8:05.803	37.515	37.428	180.0	16:09.508	22	1	1:50.006	35.147	37.219	37.640	268.0	53:04.297
4	1	1:58.670	37.202	41.824	39.644	237.9	18:08.178	23	1	1:50.069	35.100	37.735	37.234	268.0	54:54.366
5	1	1:59.327 B	34.733	38.915	45.679	267.3	20:07.505	24	1	1:50.987	34.900	38.561	37.526	267.3	56:45.353
6	1	6:33.429	5:19.640	37.150	36.639	211.8	26:40.934	25	1	1:51.007	34.758	38.928	37.321	268.7	58:36.360
7	1	1:46.631	34.475	35.974	36.182	272.7	28:27.565	26	1	1:58.978 B	35.050	37.327	46.601	268.0	1:00:35.338
8	1	1:46.500	34.218	36.248	36.034	274.8	30:14.065	27	2	5:45.852	4:31.669	37.031	37.152	209.7	1:06:21.190
9	1	1:46.210	34.197	36.021	35.992	274.8	32:00.275	28	2	1:47.404	34.649	36.238	36.517	266.0	1:08:08.594
10	1	1:45.874	34.075	35.806	35.993	272.7	33:46.149	29	2	1:55.385 B	34.600	37.450	43.335	268.7	1:10:03.979
11	1	1:49.547	34.292	35.805	39.450	279.8	35:35.696	30	2	15:51.380	...	36.958	36.955	202.2	1:25:55.359
12	1	1:53.719 B	34.041	35.780	43.898	274.1	37:29.415	31	2	1:50.045	34.937	38.387	36.721	262.8	1:27:45.404
13	1	7:28.255	6:15.127	36.735	36.393	208.1	44:57.670	32	2	1:47.870	34.725	36.694	36.451	267.3	1:29:33.274
14	1	1:45.211	34.035	35.495	35.681	274.8	46:42.881	33	2	1:47.813	35.024	36.297	36.492	262.1	1:31:21.087
15	1	1:45.793	33.874	36.221	35.698	270.0	48:28.674	34	2	1:57.736	41.119	37.684	38.933	263.4	1:33:18.823
16	1	1:45.157	34.063	35.373	35.721	275.5	50:13.831	35	2	1:54.254 B	35.064	36.202	42.988	262.1	1:35:13.077
17	1	1:44.863	33.817	35.357	35.689	273.4	51:58.694	36	2	14:28.950	...	42.170	37.846	199.6	1:49:42.027
18	1	1:44.835	34.016	35.275	35.544	275.5	53:43.529	37	2	1:49.362	35.762	36.736	36.864	246.0	1:51:31.389
19	1	1:44.680	33.920	35.245	35.515	276.2	55:28.209	38	2	1:47.280	34.796	35.968	36.516	266.7	1:53:18.669
20	1	1:53.075 B	34.394	36.772	41.909	263.4	57:21.284	39	2	1:54.635 B	34.630	36.136	43.869	266.7	1:55:13.304
21	3	28:34.839	...	37.235	36.860	194.2	1:25:56.123	4 DKR Engineering 1.Laurents HERR 2.Mathieu DE BARBUAT Duqueine M30 - D08 - Nissan LMP3							
22	3	1:51.148	34.525	39.546	37.077	272.0	1:27:47.271	1	1	29:12.099	...	36.608	36.512	162.9	29:12.099
23	3	1:47.095	34.359	36.244	36.492	276.9	1:29:34.366	2	1	1:46.722	34.622	35.853	36.247	276.2	30:58.821
24	3	1:47.022	34.299	36.276	36.447	274.8	1:31:21.388	3	1	1:46.389	34.263	36.086	36.040	274.8	32:45.210
25	3	1:50.720	34.841	38.123	37.756	264.7	1:33:12.108	4	1	1:52.121 B	34.128	36.270	41.723	277.6	34:37.331
26	3	1:46.979	34.401	36.274	36.304	273.4	1:34:59.087	5	1	8:19.532	7:04.639	36.126	38.767	213.0	42:56.863
27	3	1:56.271 B	34.176	35.973	46.122	274.1	1:36:55.358	6	1	1:47.960	34.323	35.915	37.722	273.4	44:44.823
28	3	11:28.419 B	...	38.123	44.883	173.6	1:48:23.777	7	1	1:46.274	34.263	35.782	36.229	274.8	46:31.097
1	3	3:38.358	2:22.784	38.363	37.211	142.3	3:38.358	8	1	1:53.777 B	34.202	36.412	43.163	277.6	48:24.874
2	3	1:48.731	34.864	36.751	37.116	266.0	5:27.089	9	1	3:46.154	2:33.901	36.206	36.047	215.1	52:11.028
3	3	3:08.926 B	36.973	57.286	1:34.667	265.4	8:36.015	10	1	1:45.306	34.105	35.346	35.855	276.2	53:56.334
4	3	7:26.650	6:12.518	37.154	36.978	203.0	16:02.665	11	1	1:45.555	33.983	35.675	35.897	279.1	55:41.889
5	3	1:48.016	34.867	36.496	36.653	266.7	17:50.681	12	1	1:45.496	34.148	35.632	35.716	276.2	57:27.385
6	3	1:47.100	34.557	36.096	36.447	268.0	19:37.781	13	1	1:52.362 B	34.071	35.996	42.295	276.9	59:19.747
7	3	1:46.916	34.400	36.174	36.342	269.3	21:24.697	14	2	6:25.484	5:10.786	37.423	37.275	184.9	1:05:45.231
8	3	1:46.845	34.385	36.170	36.290	269.3	23:11.542	15	2	1:48.115	34.828	36.515	36.772	270.7	1:07:33.346
9	3	1:47.391	34.564	36.455	36.372	269.3	24:58.933	16	2	1:47.440	34.527	36.336	36.577	274.1	1:09:20.786
10	3	1:47.151	34.615	36.096	36.440	269.3	26:46.084	17	2	1:47.505	34.490	36.333	36.682	274.8	1:11:08.291
11	3	1:47.314	34.728	36.361	36.225	266.0	28:33.398	18	2	3:07.955 B	34.554	57.032	1:36.369	272.0	1:14:16.246
12	3	1:46.788	34.535	35.997	36.256	270.0	30:20.186	19	2	11:44.123	...	38.191	37.929	206.5	1:26:00.369
13	3	1:58.156 B	37.800	36.790	43.566	270.0	32:18.342	20	2	3:11.104 B	41.941	1:12.404	1:16.759	270.7	1:29:11.473
14	1	4:05.307	2:47.328	38.891	39.088	203.4	36:23.649	21	1	18:47.751	...	37.524	36.812	182.4	1:47:59.224
15	1	1:52.195	36.243	37.938	38.014	266.7	38:15.844	22	1	1:47.186	34.458	36.473	36.255	272.0	1:49:46.410
16	1	1:51.726	35.443	38.158	38.125	267.3	40:07.570	23	1	1:47.626	34.704	36.598	36.324	275.5	1:51:34.036
17	1	1:50.864	35.359	37.731	37.774	271.4	41:58.434	24	1	1:52.710 B	34.327	36.299	42.084	273.4	1:53:26.746
18	1	1:50.812	35.450	37.358	38.004	264.1	43:49.246	5 MY2S Racing 1.Christophe CRESP 2.Fabien LAVERGNE Ligier JS P320 - Nissan LMP3							
19	1	1:58.246 B	35.925	37.709	44.612	266.7	45:47.492	1	3	2:29.788	1:12.706	38.680	38.402	208.5	2:29.788
								2	3	1:50.469	34.782	37.582	38.105	276.9	4:20.257
								3	3	2:02.406 B	34.593	36.858	50.955	275.5	6:22.663





ELMS Collective Test Day
4 Hours of Monza
Afternoon Test

Sector Analysis

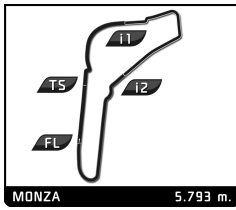
Lap under Red Flag Invalidated Lap Personal Best Session Best Crossing the pit lane

Lap	D	Time	Sector 1	Sector 2	Sector 3	T. Spd	Elapsed	Lap	D	Time	Sector 1	Sector 2	Sector 3	T. Spd	Elapsed
4	3	9:48.911	8:34.239	37.570	37.102	210.5	16:11.574	17	3	1:47.596	34.460	36.560	36.576	274.8	45:08.956
5	3	1:49.212	34.983	37.322	36.907	274.1	18:00.786	18	3	1:47.225	34.489	36.485	36.251	275.5	46:56.181
6	3	1:47.913	34.382	36.751	36.780	273.4	19:48.699	19	3	1:47.346	34.294	36.764	36.288	275.5	48:43.527
7	3	1:47.414	34.326	36.556	36.532	274.8	21:36.113	20	3	1:47.172	34.411	36.465	36.296	276.2	50:30.699
8	3	1:48.912	35.262	37.047	36.603	276.9	23:25.025	21	3	1:47.358	34.476	36.554	36.328	276.2	52:18.057
9	3	1:50.558	36.319	37.140	37.099	273.4	25:15.583	22	3	1:53.276 B	34.441	36.421	42.414	275.5	54:11.333
10	3	1:47.817	34.476	36.718	36.623	276.2	27:03.400	23	1	4:36.053	3:17.687	39.683	38.683	199.3	58:47.386
11	3	1:47.652	34.448	36.400	36.804	275.5	28:51.052	24	1	1:50.402	34.779	37.825	37.798	272.7	1:00:37.788
12	3	1:54.235 B	34.647	36.804	42.784	274.1	30:45.287	25	1	1:50.417	34.760	37.651	38.006	272.7	1:02:28.205
13	1	4:36.775	3:19.536	38.556	38.683	195.7	35:22.062	26	1	1:50.833	34.825	37.723	38.285	274.8	1:04:19.038
14	1	1:56.000	40.825	37.700	37.475	270.7	37:18.062	27	1	1:51.068	34.589	37.907	38.572	272.7	1:06:10.106
15	1	1:50.139	34.909	37.580	37.650	274.8	39:08.201	28	1	1:50.292	35.060	37.611	37.621	271.4	1:08:00.398
16	1	1:50.624	34.984	38.076	37.564	274.1	40:58.825	29	1	2:00.582	40.342	40.731	39.509	272.0	1:10:00.980
17	1	1:50.293	34.777	38.041	37.475	274.1	42:49.118	30	1	2:06.286 B	35.700	38.752	51.834	251.7	1:12:07.266
18	1	1:50.118	34.687	37.460	37.971	274.1	44:39.236	31	1	19:59.382	...	38.459	38.168	211.4	1:32:06.648
19	1	1:49.867	35.299	37.443	37.125	271.4	46:29.103	32	1	1:50.392	35.192	37.349	37.851	272.7	1:33:57.040
20	1	1:49.739	34.760	37.441	37.538	273.4	48:18.842	33	1	1:50.208	34.859	37.234	38.115	274.1	1:35:47.248
21	1	1:50.189	35.006	37.710	37.473	272.0	50:09.031	34	1	1:49.925	34.713	37.122	38.090	274.1	1:37:37.173
22	1	1:49.831	34.816	37.646	37.369	271.4	51:58.862	35	1	3:27.334 B	36.083	1:17.501	1:33.750	270.7	1:41:04.507
23	1	1:58.204 B	35.765	37.547	44.892	249.4	53:57.066	36	1	7:41.954	6:24.618	37.269	40.067	212.2	1:48:46.461
24	3	7:30.138	6:15.241	37.574	37.323	210.1	1:01:27.204	37	1	1:50.144	35.463	37.595	37.086	262.8	1:50:36.605
25	3	1:50.199	35.202	37.578	37.419	272.0	1:03:17.403	38	1	1:47.758	34.669	36.446	36.643	272.7	1:52:24.363
26	3	1:51.603	34.819	39.162	37.622	272.7	1:05:09.006	39	1	1:47.916	34.602	36.631	36.683	272.7	1:54:12.279
27	3	1:49.671	34.988	37.474	37.209	274.8	1:06:58.677	40	1	1:49.701	35.259	36.937	37.505	272.0	1:56:01.980
28	3	1:49.493	34.794	37.197	37.502	274.8	1:08:48.170	41	1	2:02.133 B	35.815	40.214	46.104	235.8	1:58:04.113
29	3	1:49.874	35.415	37.350	37.109	275.5	1:10:38.044								
30	3	2:15.189 B	34.682	36.840	1:03.667	273.4	1:12:53.233								
31	3	13:52.215	...	38.743	37.698	210.5	1:26:45.448								
32	3	1:49.926	35.188	37.157	37.581	269.3	1:28:35.374								
33	3	1:48.877	34.797	37.016	37.064	274.1	1:30:24.251								
34	3	1:49.400	34.746	37.591	37.063	273.4	1:32:13.651								
35	3	1:48.497	34.733	36.765	36.999	273.4	1:34:02.148								
36	3	1:49.208	34.636	36.878	37.694	274.1	1:35:51.356								
37	3	1:54.530 B	34.698	36.854	42.978	272.0	1:37:45.886								

6		Nielsen Racing			Ligier JS P320 - Nissan		
		1.Nicholas ADCOCK			LMP3		
		2.Austin MCCUSKER			3.Max KOEBOLT		
1	1	3:57.097	2:28.968	45.791	42.338	152.5	3:57.097
2	1	2:12.805 B	40.986	40.258	51.561	191.5	6:09.902
3	1	10:38.844	9:20.745	39.462	38.637	184.3	16:48.746
4	1	1:50.776	35.605	37.564	37.607	234.3	18:39.522
5	1	1:58.741	41.304	39.928	37.509	270.7	20:38.263
6	1	1:51.684	35.607	38.716	37.361	243.8	22:29.947
7	1	1:56.207	35.684	43.489	37.034	244.9	24:26.154
8	1	1:48.580	34.561	37.241	36.778	276.9	26:14.734
9	1	1:49.294	35.138	37.107	37.049	238.9	28:04.028
10	1	1:47.742	34.600	36.740	36.402	274.8	29:51.770
11	1	1:49.637	34.459	36.730	38.448	274.8	31:41.407
12	1	1:56.236 B	34.769	37.653	43.814	273.4	33:37.643
13	3	4:19.819	3:04.005	38.735	37.079	212.6	37:57.462
14	3	1:48.276	34.775	36.680	36.821	274.8	39:45.738
15	3	1:48.026	34.835	36.488	36.703	274.8	41:33.764
16	3	1:47.596	34.677	36.444	36.475	274.8	43:21.360

7		Nielsen Racing			Ligier JS P320 - Nissan		
		1.Anthony WELLS			LMP3		
		2.Colin NOBLE					
1	2	16:10.740	...	37.327	37.598	201.9	16:10.740
2	2	1:46.843	34.525	36.149	36.169	272.7	17:57.583
3	2	1:46.370	34.207	36.125	36.038	273.4	19:43.953
4	2	1:46.218	34.158	35.894	36.166	274.8	21:30.171
5	2	1:46.909	34.386	36.185	36.338	275.5	23:17.080
6	2	1:56.689 B	34.394	37.007	45.288	274.1	25:13.769
7	2	9:05.448	7:50.483	36.961	38.004	187.8	34:19.217
8	2	1:47.875	34.831	36.352	36.692	274.1	36:07.092
9	2	1:48.826	34.804	37.641	36.381	273.4	37:55.918
10	2	1:53.722 B	34.141	36.162	43.419	275.5	39:49.640
11	2	7:29.360	6:16.461	36.551	36.348	212.6	47:19.000
12	2	1:46.751	34.358	36.154	36.239	271.4	49:05.751
13	2	1:46.377	34.144	36.003	36.230	274.8	50:52.128
14	2	1:55.487 B	34.622	37.267	43.598	276.9	52:47.615
15	1	10:43.374	9:24.194	39.783	39.397	191.2	1:03:30.989
16	1	1:51.203	35.462	37.906	37.835	270.0	1:05:22.192
17	1	1:50.536	35.195	37.700	37.641	270.0	1:07:12.728
18	1	1:49.234	34.934	37.208	37.092	270.7	1:09:01.962
19	1	1:48.939	34.811	36.991	37.137	271.4	1:10:50.901
20	1	3:05.945 B	35.375	52.342	1:38.228	267.3	1:13:56.846
21	1	14:19.846	...	39.810	38.907	188.5	1:28:16.692
22	1	1:51.184	35.429	37.470	38.285	266.7	1:30:07.876
23	1	1:58.082 B	35.134	37.479	45.469	270.0	1:32:05.958
24	2	15:56.164	...	37.388	37.521	185.9	1:48:02.122
25	2	1:50.212	35.084	38.070	37.058	268.7	1:49:52.334





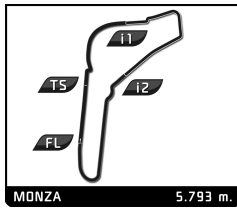
ELMS Collective Test Day
4 Hours of Monza
Afternoon Test

Sector Analysis

Lap under Red Flag Invalidated Lap Personal Best Session Best B Crossing the pit lane

Lap	D	Time	Sector 1	Sector 2	Sector 3	T. Spd	Elapsed	Lap	D	Time	Sector 1	Sector 2	Sector 3	T. Spd	Elapsed							
26	2	1:49.511	35.257	37.180	37.074	270.7	1:51:41.845	1	1	2:18.983	1:02.265	38.599	38.119	118.0	2:18.983							
27	2	1:49.236	35.239	36.796	37.201	271.4	1:53:31.081	2	1	1:49.913	34.801	38.020	37.092	273.4	4:08.896							
28	2	1:56.011 B	34.598	36.628	44.785	270.7	1:55:27.092	3	1	1:58.086 B	34.660	36.361	47.065	272.7	6:06.982							
8 Graff Ligier JS P320 - Nissan 1. Eric TROUILLET LMP3 2. Sébastien PAGE 3. David DROUX								4								1	10:08.350	8:53.337	37.187	37.826	196.4	16:15.332
1	3	2:16.710	58.138	39.781	38.791	128.6	2:16.710	5	1	1:48.283	34.863	36.465	36.955	272.7	18:03.615							
2	3	1:48.637	35.492	36.915	36.230	245.5	4:05.347	6	1	1:47.380	34.491	36.350	36.539	273.4	19:50.995							
3	3	1:47.255	34.580	36.433	36.242	273.4	5:52.602	7	1	1:47.294	34.227	36.408	36.659	275.5	21:38.289							
4	3	3:46.376 B	55.687	1:21.510	1:29.179	272.7	9:38.978	8	1	1:47.441	34.341	36.319	36.781	276.2	23:25.730							
5	3	6:29.568	5:15.940	37.264	36.364	182.4	16:08.546	9	1	1:57.525 B	35.184	36.204	46.137	275.5	25:23.255							
6	3	1:46.157	34.170	36.060	35.927	273.4	17:54.703	10	1	7:45.305	6:31.214	36.862	37.229	213.0	33:08.560							
7	3	1:46.263	34.256	36.060	35.947	273.4	19:40.966	11	1	1:47.280	34.437	36.359	36.484	273.4	34:55.840							
8	3	1:45.777	34.053	35.599	36.125	276.2	21:26.743	12	1	1:47.941	34.355	36.159	37.427	274.8	36:43.781							
9	3	1:45.643	33.888	35.773	35.982	276.2	23:12.386	13	1	1:47.409	34.580	36.216	36.613	274.1	38:31.190							
10	3	1:53.348 B	34.348	36.854	42.146	274.1	25:05.734	14	1	1:47.013	34.400	36.126	36.487	276.9	40:18.203							
11	2	3:39.712	2:23.382	39.116	37.214	210.9	28:45.446	15	1	2:00.700 B	34.731	36.556	49.413	274.8	42:18.903							
12	2	1:50.457	35.395	37.793	37.269	271.4	30:35.903	16	2	3:44.754	2:28.233	39.571	36.950	207.3	46:03.657							
13	2	1:52.743	36.482	38.902	37.359	273.4	32:28.646	17	2	1:52.937	38.279	37.855	36.803	272.7	47:56.594							
14	2	1:50.222	34.638	37.834	37.750	272.7	34:18.868	18	2	1:51.056	34.746	39.355	36.955	272.7	49:47.650							
15	2	1:51.507	35.923	37.342	38.242	272.0	36:10.375	19	2	1:48.020	34.526	36.818	36.676	274.1	51:35.670							
16	2	1:50.462	35.518	37.681	37.263	270.0	38:00.837	20	2	1:47.509	34.553	36.359	36.597	273.4	53:23.179							
17	2	1:50.052	35.412	37.324	37.316	269.3	39:50.889	21	2	1:51.102	34.451	37.180	39.471	274.1	55:14.281							
18	2	1:49.181	35.250	36.790	37.141	272.7	41:40.070	22	2	1:47.407	34.433	36.478	36.496	274.1	57:01.688							
19	2	1:49.349	35.418	36.873	37.058	273.4	43:29.419	23	2	1:55.195 B	34.468	37.439	43.288	276.2	58:56.883							
20	2	1:54.403 B	34.708	36.783	42.912	273.4	45:23.822	24	2	7:47.200	6:33.620	36.792	36.788	208.9	1:06:44.083							
21	1	3:35.682	2:20.423	37.623	37.636	189.1	48:59.504	25	2	1:48.290	34.632	36.972	36.686	271.4	1:08:32.373							
22	1	1:48.402	34.627	36.901	36.874	274.1	50:47.906	26	2	1:48.891	34.640	37.505	36.746	272.7	1:10:21.264							
23	1	1:48.121	34.561	36.960	36.600	272.0	52:36.027	27	2	2:09.423 B	34.830	36.264	58.329	273.4	1:12:30.687							
24	1	1:48.053	34.629	36.772	36.652	270.7	54:24.080	28	1	13:49.869	...	38.590	37.766	204.2	1:26:20.556							
25	1	1:48.177	34.564	36.778	36.835	274.1	56:12.257	29	1	1:50.129	35.056	37.237	37.836	269.3	1:28:10.685							
26	1	1:47.905	34.638	36.514	36.753	272.7	58:00.162	30	1	1:50.673	35.205	37.017	38.451	270.7	1:30:01.358							
27	1	1:48.136	34.609	36.881	36.646	273.4	59:48.298	31	1	1:48.909	35.006	36.718	37.185	270.7	1:31:50.267							
28	1	1:54.842 B	34.556	36.800	43.486	274.8	1:01:43.140	32	1	1:57.770	35.517	42.985	39.268	275.5	1:33:48.037							
29	2	4:13.127	2:40.245	37.828	55.054	197.4	1:05:56.267	33	1	1:49.514	34.614	37.845	37.055	272.7	1:35:37.551							
30	2	1:49.803	35.301	37.065	37.437	266.7	1:07:46.070	34	1	1:48.969	34.725	36.481	37.763	273.4	1:37:26.520							
31	2	1:49.252	34.852	37.288	37.112	272.0	1:09:35.322	35	1	3:24.763 B	34.809	1:15.562	1:34.392	272.0	1:40:51.283							
32	2	1:48.829	34.680	36.933	37.216	272.0	1:11:24.151	36	2	7:19.479	6:04.421	37.478	37.580	208.5	1:48:10.762							
33	2	3:27.555 B	33.477	1:16.203	1:37.875	273.4	1:14:51.706	37	2	1:49.584	35.146	37.264	37.174	266.7	1:50:00.346							
34	2	11:19.698	...	37.983	37.488	204.2	1:26:11.404	38	2	1:49.737	34.816	37.294	37.627	270.0	1:51:50.083							
35	2	1:49.877	35.112	37.350	37.415	271.4	1:28:01.281	39	2	1:59.319 B	35.526	37.815	45.978	246.6	1:53:49.402							
36	2	1:53.956	37.273	37.684	38.999	240.0	1:29:55.237	40	1	29:43.359	...	43.641	48.554	163.9	2:23:32.761							
37	2	1:53.787	37.197	39.000	37.590	212.6	1:31:49.024	41	1	2:34.163 B	45.696	47.172	1:01.295	157.0	2:26:06.924							
38	2	1:48.782	34.823	37.028	36.931	271.4	1:33:37.806	11 Eurointernational Ligier JS P320 - Nissan 1. Andrea DROMEDARI LMP3 2. Jacopo BARATTO 3. Joey ALDERS														
39	2	1:54.591 B	34.563	36.806	43.222	272.7	1:35:32.397	1	3	2:15.022	54.829	40.736	39.457	177.3	2:15.022							
40	1	3:56.223 B	1:55.224	39.093	1:21.906	203.0	1:39:28.620	2	3	1:54.206	37.826	37.588	38.792	225.0	4:09.228							
41	1	8:45.508	7:28.942	38.974	37.592	196.7	1:48:14.128	3	3	2:03.174 B	36.222	37.374	49.578	233.3	6:12.402							
42	1	1:48.367	34.807	36.785	36.775	260.9	1:50:02.495	4	3	11:00.146	9:45.755	37.216	37.175	196.4	17:12.548							
43	1	1:57.412 B	34.472	37.630	45.310	274.8	1:51:59.907	5	3	1:47.989	34.747	36.370	36.872	262.1	19:00.537							
44	1	4:55.162 B	3:24.912	38.987	51.263	198.5	1:56:55.069	6	3	1:46.809	34.421	36.124	36.264	273.4	20:47.346							
9 Graff Ligier JS P320 - Nissan 1. Matthias KAISER LMP3 2. Rory PENTTINEN								7	3	1:47.630	34.155	37.061	36.414	277.6	22:34.976							
								8	3	1:46.872	34.198	36.253	36.421	278.4	24:21.848							
								9	3	1:48.340	34.760	36.570	37.010	254.1	26:10.188							





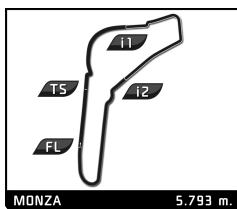
ELMS Collective Test Day
4 Hours of Monza
Afternoon Test

Sector Analysis

Lap under Red Flag Invalidated Lap Personal Best Session Best Crossing the pit lane

Lap	D	Time	Sector 1	Sector 2	Sector 3	T. Spd	Elapsed	Lap	D	Time	Sector 1	Sector 2	Sector 3	T. Spd	Elapsed						
10	3	1:54.837 B	34.492	36.439	43.906	274.8	28:05.025	13 Inter Europol Competition Ligier JS P320 - Nissan LMP3 1.Martin HIPPE 3.Ugo DE WILDE 2.Mattia PASINI													
11	3	3:46.854	2:33.738	36.712	36.404	215.1	31:51.879	1	3	4:13.380	2:57.536	38.479	37.365	193.2	4:13.380						
12	3	1:46.320	34.437	35.822	36.061	276.9	33:38.199	2	3	2:02.818 B	34.725	36.258	51.835	273.4	6:16.198						
13	3	1:45.982	34.389	35.788	35.805	276.2	35:24.181	3	3	10:26.256	9:12.381	37.410	36.465	203.4	16:42.454						
14	3	1:45.806	34.119	35.811	35.876	275.5	37:09.987	4	3	1:48.037	34.690	36.436	36.911	274.1	18:30.491						
15	3	1:49.095	34.282	35.930	38.883	277.6	38:59.082	5	3	1:48.006	34.485	37.184	36.337	274.8	20:18.497						
16	3	1:46.723	34.834	35.670	36.219	268.0	40:45.805	6	3	1:49.114	36.235	36.379	36.500	276.9	22:07.611						
17	3	1:46.631	34.178	35.899	36.554	276.2	42:32.436	7	3	1:46.981	34.252	35.999	36.730	276.9	23:54.592						
18	3	1:46.492	34.297	36.020	36.175	276.9	44:18.928	8	3	1:48.311	34.475	36.810	37.026	276.2	25:42.903						
19	3	1:48.374	34.387	37.735	36.252	276.9	46:07.302	9	3	1:46.817	34.389	36.053	36.375	276.9	27:29.720						
20	3	1:46.291	34.361	35.934	35.996	276.2	47:53.593	10	3	1:46.423	34.258	35.946	36.219	274.8	29:16.143						
21	3	1:46.066	34.300	35.740	36.026	277.6	49:39.659	11	3	1:47.042	34.302	36.310	36.430	277.6	31:03.185						
22	3	1:57.759 B	35.173	37.634	44.952	230.3	51:37.418	12	3	1:46.866	34.238	35.976	36.652	276.2	32:50.051						
23	3	2:58.812	1:45.799	36.379	36.634	212.2	54:36.230	13	3	1:46.547	34.460	35.894	36.193	272.7	34:36.598						
24	3	1:47.479	34.779	36.199	36.501	272.7	56:23.709	14	3	1:54.017 B	34.202	36.081	43.734	274.8	36:30.615						
25	3	1:47.843	34.950	36.439	36.454	274.1	58:11.552	15	1	4:59.520	3:45.535	37.003	36.982	147.1	41:30.135						
26	3	1:47.976	34.624	36.400	36.952	276.2	59:59.528	16	1	1:48.088	34.761	36.534	36.793	272.0	43:18.223						
27	3	1:47.596	34.608	36.479	36.509	273.4	1:01:47.124	17	1	1:47.529	34.638	36.452	36.439	273.4	45:05.752						
28	3	1:47.546	34.692	36.354	36.500	273.4	1:03:34.670	18	1	1:47.435	34.675	36.272	36.488	274.8	46:53.187						
29	3	2:57.728 B	34.646	36.363	1:46.719	273.4	1:06:32.398	19	1	1:47.090	34.425	36.331	36.334	275.5	48:40.277						
12 Racing Experience Duqueine M30 - D08 - Nissan LMP3 1.David HAUSER 3.Tom CLOET 2.Gary HAUSER								20							1	1:47.448	34.680	36.198	36.570	275.5	50:27.725
1	2	3:15.178	1:57.533	39.169	38.476	210.5	3:15.178	21	1	1:47.590	34.536	36.327	36.727	274.1	52:15.315						
2	2	1:51.504	35.569	37.687	38.248	244.9	5:06.682	22	1	1:47.281	34.701	36.138	36.442	276.2	54:02.596						
3	2	3:19.966 B	34.681	1:09.832	1:35.453	276.2	8:26.648	23	1	1:48.433	34.451	37.125	36.857	275.5	55:51.029						
4	2	7:48.306	6:31.916	38.422	37.968	211.8	16:14.954	24	1	1:47.798	34.757	36.364	36.677	276.9	57:38.827						
5	2	1:50.789	35.031	38.294	37.464	276.2	18:05.743	25	1	1:48.666	34.936	37.249	36.481	272.0	59:27.493						
6	2	1:49.053	34.644	37.049	37.360	279.8	19:54.796	26	1	1:54.469 B	34.898	36.519	43.052	272.7	1:01:21.962						
7	2	1:49.926	35.501	37.037	37.388	269.3	21:44.722	27	2	5:03.578	3:48.477	37.871	37.230	205.3	1:06:25.540						
8	2	1:47.861	34.456	36.553	36.852	279.1	23:32.583	28	2	1:48.293	34.613	36.687	36.993	274.1	1:08:13.833						
9	2	1:47.736	34.678	36.375	36.683	276.2	25:20.319	29	2	1:48.463	34.626	36.991	36.846	275.5	1:10:02.296						
10	2	1:54.082 B	34.530	36.334	43.218	278.4	27:14.401	14 Inter Europol Competition Ligier JS P320 - Nissan LMP3 1.Erwin CREED 3.Mateusz KAPRZYK 2.Juliusz ADOMAVICIUS													
11	2	6:18.787	5:01.053	39.955	37.779	189.8	33:33.188	1	1	4:38.393	3:20.616	38.689	39.088	198.2	4:38.393						
12	2	1:48.607	35.055	36.625	36.927	275.5	35:21.795	2	1	2:41.311 B	34.605	37.300	1:29.406	270.7	7:19.704						
13	2	1:47.215	34.683	36.407	36.125	276.2	37:09.010	3	1	9:05.922	7:50.983	37.307	37.632	209.3	16:25.626						
14	2	1:46.419	34.199	36.057	36.163	279.1	38:55.429	4	1	1:49.657	34.667	36.613	38.377	255.9	18:15.283						
15	2	1:48.159	34.267	36.541	37.351	279.1	40:43.588	5	1	1:48.006	34.394	36.662	36.950	277.6	20:03.289						
16	2	1:54.614 B	34.136	37.640	42.838	279.1	42:38.202	6	1	1:47.211	34.178	36.208	36.825	277.6	21:50.500						
17	2	4:00.357	2:45.533	36.862	37.962	201.5	46:38.559	7	1	1:47.099	34.228	36.253	36.618	279.1	23:37.599						
18	2	1:53.544	39.371	37.432	36.741	277.6	48:32.103	8	1	1:48.559	34.341	36.816	37.402	279.8	25:26.158						
19	2	1:47.871	34.682	36.996	36.193	274.1	50:19.974	9	1	1:55.256 B	34.244	36.645	44.367	276.9	27:21.414						
20	2	1:53.899 B	34.649	36.212	43.038	279.1	52:13.873	10	1	12:57.946	...	37.877	49.022	170.1	40:19.360						
21	3	6:26.646	5:05.708	42.047	38.891	144.2	58:40.519	11	1	1:47.806	34.489	36.431	36.886	273.4	42:07.166						
22	3	1:52.070	36.108	37.888	38.074	264.7	1:00:32.589	12	1	1:46.334	34.025	36.039	36.270	279.8	43:53.500						
23	3	1:50.653	35.358	37.899	37.396	273.4	1:02:23.242	13	1	1:51.173	33.935	37.088	40.150	279.8	45:44.673						
24	3	1:52.064	36.316	37.837	37.911	276.2	1:04:15.306	14	1	1:46.308	33.823	35.793	36.692	279.1	47:30.981						
25	3	1:52.560	35.221	37.953	39.386	268.0	1:06:07.866	15	1	1:50.601	36.250	37.941	36.410	277.6	49:21.582						
26	3	1:51.643	35.031	38.139	38.473	268.7	1:07:59.509	16	1	1:46.181	34.125	35.806	36.250	279.1	51:07.763						
27	3	1:51.221	35.085	37.737	38.399	262.8	1:09:50.730	17	1	1:52.373 B	33.870	36.128	42.375	280.5	53:00.136						
28	3	2:00.550 B	35.113	38.025	47.412	266.0	1:11:51.280	18	3	4:25.800	3:12.265	36.565	36.970	162.2	57:25.936						





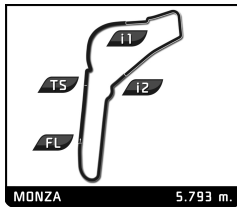
ELMS Collective Test Day
4 Hours of Monza
Afternoon Test

Sector Analysis

Lap under Red Flag Invalidated Lap Personal Best Session Best Crossing the pit lane

Lap	D	Time	Sector 1	Sector 2	Sector 3	T. Spd	Elapsed	Lap	D	Time	Sector 1	Sector 2	Sector 3	T. Spd	Elapsed
19	3	1:47.709	34.272	36.184	37.253	276.2	59:13.645	33	3	1:48.292	34.118	36.254	37.920	273.4	1:36:50.508
20	3	1:47.553	34.482	35.925	37.146	274.1	1:01:01.198	34	3	2:31.144 B	34.217	35.841	1:21.086	272.7	1:39:21.652
21	3	1:47.014	34.628	36.002	36.384	276.2	1:02:48.212	35	3	8:36.830	7:21.930	37.550	37.350	196.7	1:47:58.482
22	3	1:46.382	34.308	35.888	36.186	278.4	1:04:34.594	36	3	1:48.119	34.724	36.439	36.956	271.4	1:49:46.601
23	3	1:48.681	34.634	36.195	37.852	274.1	1:06:23.275	37	3	1:57.545 B	34.334	36.453	46.758	270.7	1:51:44.146
24	3	1:54.058 B	34.277	36.651	43.130	277.6	1:08:17.333	38	3	27:19.845	...	42.672	42.586	198.5	2:19:03.991
25	1	17:50.311	...	40.316	38.861	194.2	1:26:07.644	39	3	2:03.793	38.436	42.957	42.400	220.9	2:21:07.784
26	1	1:52.929	35.532	39.449	37.948	264.1	1:28:00.573	40	3	2:07.762	41.903	42.413	43.446	225.5	2:23:15.546
27	1	1:53.980	35.900	39.301	38.779	270.0	1:29:54.553	41	3	2:20.808 B	39.567	46.744	54.497	180.3	2:25:36.354
28	1	1:50.554	35.317	37.600	37.637	265.4	1:31:45.107	17 IDEC Sport Orega 07 - Gibson 1.Dwight MERRIMAN 3.Ryan DALZIEL LMP2 P/A 2.Kyle TILLEY							
29	1	1:49.721	35.165	37.287	37.269	272.0	1:33:34.828	1	3	16:43.149	...	36.254	36.450	161.9	16:43.149
30	1	1:49.284	34.703	37.356	37.225	276.9	1:35:24.112	2	3	1:42.536	32.674	35.575	34.287	283.5	18:25.685
31	1	1:57.746 B	34.938	37.578	45.230	271.4	1:37:21.858	3	3	1:44.136	32.883	36.370	34.883	275.5	20:09.821
32	1	12:03.756	...	39.779	38.410	204.5	1:49:25.614	4	3	1:40.439	32.550	34.199	33.690	295.1	21:50.260
33	1	1:50.474	35.351	37.480	37.643	265.4	1:51:16.088	5	3	1:42.624	32.449	35.380	34.795	294.3	23:32.884
34	1	1:50.756	35.036	37.838	37.882	273.4	1:53:06.844	6	3	1:41.407	32.301	34.213	34.893	293.5	25:14.291
35	1	1:52.190	35.065	38.310	38.815	274.8	1:54:59.034	7	3	1:42.766	32.856	34.771	35.139	291.9	26:57.057
36	1	2:03.803 B	36.010	39.447	48.346	246.6	1:57:02.837	8	3	1:49.015 B	32.483	35.524	41.008	295.1	28:46.072
15 RLR MSport Ligier JS P320 - Nissan 1.Michael BENHAM 3.Malthe JAKOBSEN LMP3 2.Alex KAPADIA							10 2 1:41.954 32.828 34.784 34.342 291.1 35:05.989								
1	2	4:19.150	2:26.473	53.377	59.300	132.4	4:19.150	11	2	1:42.296	32.896	34.810	34.590	293.5	36:48.285
2	2	3:03.246 B	53.304	45.724	1:24.218	118.3	7:22.396	12	2	1:42.656	32.556	35.492	34.608	295.9	38:30.941
3	2	9:13.185	7:56.491	38.962	37.732	175.6	16:35.581	13	2	1:42.117	32.924	35.028	34.165	294.3	40:13.058
4	2	1:48.523	34.942	36.922	36.659	270.7	18:24.104	14	2	1:41.580	32.773	34.425	34.382	293.5	41:54.638
5	2	1:47.857	34.347	36.722	36.788	273.4	20:11.961	15	2	1:50.021 B	32.734	35.646	41.641	293.5	43:44.659
6	2	1:47.851	34.379	36.117	37.355	276.9	21:59.812	16	1	8:56.764	7:41.377	38.882	36.505	208.5	52:41.423
7	2	1:48.371	34.494	36.636	37.241	278.4	23:48.183	17	1	1:47.215	33.657	37.512	36.046	276.9	54:28.638
8	2	1:48.494	34.613	37.360	36.521	274.1	25:36.677	18	1	1:46.678	33.419	37.066	36.193	286.5	56:15.316
9	2	1:46.779	34.375	36.112	36.292	275.5	27:23.456	19	1	1:48.673	34.155	37.354	37.164	262.1	58:03.989
10	2	1:46.456	34.034	35.988	36.434	276.2	29:09.912	20	1	1:47.074	33.529	37.308	36.237	288.8	59:51.063
11	2	1:47.378	34.311	36.457	36.610	276.2	30:57.290	21	1	1:48.067	33.554	38.292	36.221	283.5	1:01:39.130
12	2	1:46.407	34.096	36.114	36.197	274.8	32:43.697	22	1	1:48.694	33.810	38.517	36.367	276.2	1:03:27.824
13	2	1:57.029 B	34.585	37.870	44.574	278.4	34:40.726	23	1	1:45.906	33.657	36.476	35.773	286.5	1:05:13.730
14	2	9:37.470	8:23.853	37.133	36.484	203.4	44:18.196	24	1	1:46.342	33.706	36.504	36.132	284.2	1:07:00.072
15	2	1:45.925	34.205	35.855	35.865	275.5	46:04.121	25	1	1:48.088	33.940	37.022	37.126	264.7	1:08:48.160
16	2	1:46.467	34.272	35.777	36.418	276.2	47:50.588	26	1	1:47.638	34.486	37.249	35.903	268.7	1:10:35.798
17	2	1:45.888	34.180	35.725	35.983	274.8	49:36.476	27	1	2:14.588 B	33.358	37.337	1:03.893	288.8	1:12:50.386
18	2	1:45.861	34.139	35.730	35.992	276.2	51:22.337	28	1	14:57.802	...	40.879	37.829	220.4	1:27:48.188
19	2	1:46.770	34.464	36.041	36.265	246.0	53:09.107	29	1	1:47.020	33.707	37.066	36.247	269.3	1:29:35.208
20	2	1:46.038	34.156	35.842	36.040	279.8	54:55.145	30	1	1:46.612	33.789	36.846	35.977	264.1	1:31:21.820
21	2	1:47.005	34.283	36.649	36.073	276.9	56:42.150	31	1	1:47.459	34.337	37.209	35.913	279.1	1:33:09.279
22	2	1:54.542 B	34.300	35.975	44.267	276.2	58:36.692	32	1	1:47.538	33.950	36.721	36.867	283.5	1:34:56.817
23	1	4:44.753	3:24.882	42.352	37.519	208.5	1:03:21.445	33	1	2:04.588	33.300	36.834	54.454	288.0	1:37:01.405
24	1	1:49.251	34.932	37.277	37.042	272.0	1:05:10.696	34	1	3:08.160 B	35.276	58.603	1:34.281	266.7	1:40:09.565
25	1	1:48.927	34.998	36.639	37.290	275.5	1:06:59.623	35	1	9:29.188	8:06.293	41.600	41.295	141.0	1:49:38.753
26	1	1:50.233	36.022	37.202	37.009	251.2	1:08:49.856	36	1	2:04.118 B	34.712	38.738	50.668	232.8	1:51:42.871
27	1	1:49.141	34.866	37.358	36.917	272.7	1:10:38.997	18 AIM Vilorba Corse Ligier JS P320 - Nissan 1.Alessandro BRESSAN 3.Damiano FIORAVANTI LMP3 2.Andreas LASKARATOS							
28	1	2:15.801 B	34.961	36.723	1:04.117	274.8	1:12:54.798	1	3	8:29.314 B	5:45.790	1:08.017	1:35.507	174.5	8:29.314
29	3	16:49.348	...	37.366	36.432	210.1	1:29:44.146	2	3	8:22.641	7:06.460	37.152	39.029	181.2	16:51.955
30	3	1:46.279	34.373	35.982	35.924	274.1	1:31:30.425								
31	3	1:46.254	34.164	36.018	36.072	276.2	1:33:16.679								
32	3	1:45.537	34.047	35.844	35.646	275.5	1:35:02.216								





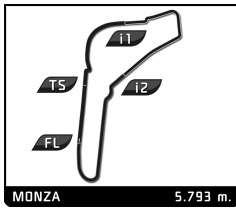
ELMS Collective Test Day
4 Hours of Monza
Afternoon Test

Sector Analysis

Lap under Red Flag Invalidated Lap Personal Best Session Best B Crossing the pit lane

Lap	D	Time	Sector 1	Sector 2	Sector 3	T. Spd	Elapsed	Lap	D	Time	Sector 1	Sector 2	Sector 3	T. Spd	Elapsed
3	3	1:48.106	34.744	36.469	36.893	269.3	18:40.061	20	2	1:47.899	34.790	36.911	36.198	272.7	53:08.843
4	3	1:48.480	35.464	36.482	36.534	258.4	20:28.541	21	2	1:47.323	34.722	36.203	36.398	272.7	54:56.166
5	3	1:47.270	34.392	36.456	36.422	272.7	22:15.811	22	2	1:53.678 B	34.265	36.578	42.835	272.7	56:49.844
6	3	1:52.996 B	34.564	36.112	42.320	274.1	24:08.807	23	1	3:28.703	2:14.044	37.434	37.225	209.7	1:00:18.547
7	3	13:44.737	...	37.668	38.477	191.2	37:53.544	24	1	1:48.656	34.734	37.257	36.665	272.7	1:02:07.203
8	3	1:46.271	34.324	35.917	36.030	271.4	39:39.815	25	1	1:49.890	36.571	36.900	36.419	273.4	1:03:57.093
9	3	1:45.921	34.191	35.807	35.923	275.5	41:25.736	26	1	1:49.963	34.496	36.954	38.513	272.7	1:05:47.056
10	3	1:45.479	34.221	35.544	35.714	273.4	43:11.215	27	1	1:48.078	34.854	36.603	36.621	272.0	1:07:35.134
11	3	1:53.277	36.377	38.834	38.066	268.7	45:04.492	28	1	1:46.963	34.520	36.159	36.284	274.8	1:09:22.097
12	3	1:46.224	34.314	35.702	36.208	274.8	46:50.716	29	1	1:54.304 B	34.486	36.338	43.480	274.1	1:11:16.401
13	3	1:45.540	34.154	35.682	35.704	274.1	48:36.256	30	1	36:49.675	...	39.340	38.933	185.2	1:48:06.076
14	3	1:56.452 B	35.548	37.002	43.902	274.1	50:32.708	31	1	1:51.583	35.576	37.641	38.366	230.3	1:49:57.659
15	1	9:11.881	7:59.127	36.377	36.377	212.6	59:44.589	32	1	1:49.901	34.956	37.635	37.310	263.4	1:51:47.560
16	1	1:47.261	34.678	36.394	36.189	271.4	1:01:31.850	33	1	1:54.282 B	35.063	36.479	42.740	262.1	1:53:41.842
17	1	1:46.425	34.321	35.922	36.182	272.7	1:03:18.275	20 Team Virage 1. Rob HODES 2. Garrett GRIST Ligier JS P320 - Nissan LMP3 3. Charles CREWS							
18	1	1:50.069	34.318	39.074	36.677	276.2	1:05:08.344	1	2	18:26.965	...	40.449	40.864	159.8	18:26.965
19	1	1:47.367	34.741	35.888	36.738	266.7	1:06:55.711	2	2	1:56.182	36.471	39.663	40.048	215.6	20:23.147
20	1	1:46.173	34.176	35.900	36.097	277.6	1:08:41.884	3	2	1:56.916	36.218	40.843	39.855	232.8	22:20.063
21	1	1:52.667 B	34.258	35.769	42.640	273.4	1:10:34.551	4	2	1:57.847	38.991	40.571	38.285	219.5	24:17.910
22	2	15:33.842	...	38.202	37.829	177.0	1:26:08.393	5	2	2:03.693	40.205	42.896	40.592	255.9	26:21.603
23	2	1:55.439	35.528	41.207	38.704	257.8	1:28:03.832	6	2	1:47.042	34.314	36.302	36.426	274.8	28:08.645
24	2	1:51.116	35.749	37.223	38.144	248.3	1:29:54.948	7	2	1:51.955	34.371	37.274	40.310	274.8	30:00.600
25	2	1:50.658	35.433	37.424	37.801	264.1	1:31:45.606	8	2	1:46.999	34.369	36.320	36.310	275.5	31:47.599
26	2	1:49.795	35.043	37.153	37.599	271.4	1:33:35.401	9	2	1:46.800	34.287	36.064	36.449	277.6	33:34.399
27	2	1:48.909	34.862	37.059	36.988	271.4	1:35:24.310	10	2	1:55.796 B	34.845	36.973	43.978	279.1	35:30.195
28	2	1:52.358	38.568	37.025	36.765	268.7	1:37:16.668	11	3	3:56.077	2:42.464	36.830	36.783	200.0	39:26.272
29	2	2:56.983 B	34.938	49.169	1:32.876	270.7	1:40:13.651	12	3	1:48.030	35.382	36.381	36.267	273.4	41:14.302
30	2	9:09.263	7:52.796	38.532	37.935	197.1	1:49:22.914	13	3	1:47.105	34.371	36.035	36.699	273.4	43:01.407
31	2	1:49.725	35.295	36.998	37.432	265.4	1:51:12.639	14	3	1:46.871	34.211	36.290	36.370	273.4	44:48.278
32	2	1:49.166	35.143	36.634	37.389	268.0	1:53:01.805	15	3	1:45.902	33.999	35.705	36.198	276.2	46:34.180
33	2	1:58.615 B	35.073	37.053	46.489	268.0	1:55:00.420	16	3	1:45.856	34.092	35.667	36.097	273.4	48:20.036
19 COOL Racing 1. Nicolas MAULINI 2. Matthew BELL Ligier JS P320 - Nissan LMP3 3. Niklas KRUETTEN							17 3 1:47.587 34.049 37.303 36.235 274.8 50:07.623								
1	3	2:14.129	57.784	38.721	37.624	137.4	2:14.129	18	3	1:53.560 B	34.145	37.425	41.990	276.2	52:01.183
2	3	1:48.409	34.966	36.102	37.341	270.7	4:02.538	19	1	5:12.749	3:56.846	38.376	37.527	208.1	57:13.932
3	3	1:45.619	34.152	35.622	35.845	274.8	5:48.157	20	1	1:50.588	35.486	37.631	37.471	272.0	59:04.520
4	3	3:44.408 B	58.902	1:12.027	1:33.479	222.2	9:32.565	21	1	1:50.076	34.809	37.989	37.278	271.4	1:00:54.596
5	3	6:33.729	5:20.867	36.818	36.044	176.5	16:06.294	22	1	1:49.114	34.846	37.209	37.059	272.7	1:02:43.710
6	3	1:45.889	34.256	35.763	35.870	270.7	17:52.183	23	1	1:49.831	34.664	37.267	37.900	271.4	1:04:33.541
7	3	1:46.039	34.083	35.733	36.223	273.4	19:38.222	24	1	1:50.567	34.894	36.903	38.770	271.4	1:06:24.108
8	3	1:50.193	34.440	36.107	39.646	273.4	21:28.415	25	1	1:49.168	34.858	37.014	37.296	272.7	1:08:13.276
9	3	1:45.672	34.330	35.577	35.765	274.8	23:14.087	26	1	1:48.596	34.544	37.164	36.888	272.0	1:10:01.872
10	3	1:49.024	34.100	35.866	39.058	273.4	25:03.111	27	1	1:50.966	35.240	38.375	37.351	274.1	1:11:52.838
11	3	1:45.449	34.118	35.568	35.763	273.4	26:48.560	28	1	4:12.548 B	1:15.287	1:21.871	1:35.390	79.8	1:16:05.386
12	3	1:51.879 B	34.243	35.842	41.794	274.1	28:40.439	29	1	10:13.903	8:56.856	38.375	38.672	193.9	1:26:19.289
13	2	9:48.429	8:31.281	36.801	40.347	211.8	38:28.868	30	1	1:50.086	35.098	37.572	37.416	269.3	1:28:09.375
14	2	1:48.043	35.304	36.376	36.363	269.3	40:16.911	31	1	1:50.645	35.368	37.428	37.849	270.7	1:30:00.020
15	2	1:46.559	34.418	36.024	36.117	270.7	42:03.470	32	1	1:49.496	34.708	37.290	37.498	272.7	1:31:49.516
16	2	1:46.235	34.207	35.830	36.198	271.4	43:49.705	33	1	1:49.985	35.441	37.457	37.087	264.7	1:33:39.501
17	2	1:46.593	34.571	35.944	36.078	272.0	45:36.298	34	1	1:48.668	34.771	36.985	36.912	272.0	1:35:28.169
18	2	1:52.481 B	34.233	35.875	42.373	272.7	47:28.779	35	1	1:50.549	34.789	37.654	38.106	272.7	1:37:18.718
19	2	3:52.165	2:39.845	36.150	36.170	214.3	51:20.944	36	1	2:59.806 B	34.620	48.342	1:36.844	271.4	1:40:18.524



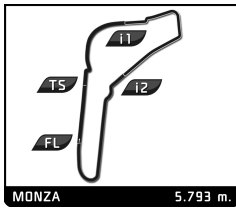


ELMS Collective Test Day
4 Hours of Monza
Afternoon Test

Sector Analysis

Lap under Red Flag Invalidated Lap Personal Best Session Best B Crossing the pit lane															
Lap	D	Time	Sector 1	Sector 2	Sector 3	T. Spd	Elapsed	Lap	D	Time	Sector 1	Sector 2	Sector 3	T. Spd	Elapsed
37	3	7:44.093	6:29.234	37.456	37.403	206.1	1:48:02.617	9	1	5:02.653	3:52.327	35.070	35.256	211.8	28:26.200
38	3	1:49.973	35.085	37.900	36.988	266.0	1:49:52.590	10	1	1:39.390	32.398	33.600	33.392	295.1	30:05.590
39	3	1:47.859	34.718	36.358	36.783	276.9	1:51:40.449	11	1	1:42.370	32.718	35.166	34.486	271.4	31:47.960
40	3	1:47.955	34.870	36.249	36.836	270.0	1:53:28.404	12	1	1:41.365	32.380	34.448	34.537	295.9	33:29.325
41	3	1:48.329	34.711	36.233	37.385	272.0	1:55:16.733	13	1	1:41.395	32.332	34.371	34.692	296.7	35:10.720
42	3	1:49.644	35.117	36.816	37.711	269.3	1:57:06.377	14	1	1:39.735	32.491	33.691	33.553	296.7	36:50.455
43	3	1:57.428 B	35.309	37.919	44.200	270.0	1:59:03.805	15	1	1:48.560 B	33.019	34.017	41.524	276.9	38:39.015
21 DragonSpeed USA Oreca 07 - Gibson															
1. Henrik HEDMAN 3. Juan Pablo MONTOYA LMP2 P/A															
2. Ben HANLEY															
1	3	2:13.076	59.449	37.365	36.262	108.7	2:13.076	19	2	1:41.257	32.555	34.528	34.174	292.7	50:12.164
2	3	1:44.262	33.261	35.639	35.362	288.8	3:57.338	20	2	1:41.974	32.423	34.936	34.615	294.3	51:54.138
3	3	1:42.101	32.762	35.051	34.288	268.0	5:39.439	21	2	1:40.435	32.550	34.048	33.837	294.3	53:34.573
4	3	3:08.888 B	34.335	1:00.260	1:34.293	296.7	8:48.327	22	2	1:48.784 B	32.445	34.159	42.180	295.9	55:23.357
5	3	13:11.575	...	35.895	35.619	212.2	21:59.902	23	2	7:45.992	6:32.150	36.488	37.354	226.4	1:03:09.349
6	3	1:42.857	32.960	35.309	34.588	281.2	23:42.759	24	2	1:40.003	32.301	33.525	34.177	292.7	1:04:49.352
7	3	1:42.312	32.537	34.583	35.192	293.5	25:25.071	25	2	1:39.588	32.429	33.691	33.468	293.5	1:06:28.940
8	3	1:41.446	32.630	34.373	34.443	292.7	27:06.517	26	2	2:01.052	32.186	48.755	40.111	295.1	1:08:29.992
9	3	1:41.856	32.545	34.898	34.413	295.9	28:48.373	27	2	1:51.108 B	32.254	33.687	45.167	294.3	1:10:21.100
10	3	1:42.777	32.763	35.524	34.490	289.5	30:31.150	28	3	15:40.484	...	36.563	34.534	179.7	1:26:01.584
11	3	1:56.590 B	32.822	39.187	44.581	293.5	32:27.740	29	3	1:45.456	34.432	35.274	35.750	293.5	1:27:47.040
12	2	8:17.294	7:06.669	35.511	35.114	186.2	40:45.034	30	3	1:42.223	32.759	35.138	34.326	294.3	1:29:29.263
13	2	1:42.734	32.829	35.466	34.439	288.8	42:27.768	31	3	1:41.494	32.635	34.628	34.231	294.3	1:31:10.757
14	2	1:41.212	32.505	34.472	34.235	296.7	44:08.980	32	3	1:41.285	32.706	34.432	34.147	293.5	1:32:52.042
15	2	1:49.685 B	32.492	34.939	42.254	297.5	45:58.665	33	3	1:41.245	32.601	34.434	34.210	293.5	1:34:33.287
16	2	5:18.066	4:07.635	36.147	34.284	195.7	51:16.731	34	3	1:49.083 B	32.702	34.696	41.685	293.5	1:36:22.370
17	2	1:40.234	32.627	33.881	33.726	287.2	52:56.965	35	3	12:55.671	...	36.414	34.507	208.1	1:49:18.041
18	2	1:45.011	34.188	36.494	34.329	298.3	54:41.976	36	3	1:43.030	32.836	35.893	34.301	291.1	1:51:01.071
19	2	1:41.753	32.506	35.036	34.211	295.1	56:23.729	37	3	1:41.246	32.721	34.201	34.324	294.3	1:52:42.317
20	2	1:49.931 B	34.342	34.571	41.018	295.1	58:13.660	38	3	1:41.177	32.762	34.512	33.903	295.1	1:54:23.494
21	1	9:10.791	7:58.837	36.489	35.465	118.6	1:07:24.451	39	3	1:43.224	32.712	33.944	36.568	295.9	1:56:06.718
22	1	1:43.583	32.942	35.585	35.056	282.7	1:09:08.034	40	3	1:54.562 B	35.013	36.283	43.266	209.7	1:58:01.280
23	1	1:42.796	32.777	35.076	34.943	289.5	1:10:50.830	24 Algarve Pro Racing Oreca 07 - Gibson							
24	1	2:49.161 B	33.611	39.079	1:36.471	257.8	1:13:39.991	1. Diego MENCHACA 3. Richard BRADLEY LMP2							
25	1	12:43.852	...	36.616	35.784	178.5	1:26:23.843	2. Ferdinand HABSBURG							
26	1	1:46.059	33.412	36.559	36.088	277.6	1:28:09.902	1	1	2:14.867	1:00.540	37.204	37.123	109.6	2:14.867
27	1	1:47.464	35.176	36.725	35.563	268.7	1:29:57.366	2	1	1:45.609	33.198	35.556	36.855	294.3	4:00.476
28	1	1:46.607	33.507	36.882	36.218	255.3	1:31:43.973	3	1	1:51.450 B	33.623	35.391	42.436	274.1	5:51.926
29	1	1:48.069	32.850	39.545	35.674	285.0	1:33:32.042	4	1	10:38.227	9:26.276	36.272	35.679	217.3	16:30.153
30	1	1:43.068	32.900	35.325	34.843	283.5	1:35:15.110	5	1	1:43.381	32.776	35.403	35.202	295.1	18:13.534
31	1	1:43.430	32.809	35.263	35.358	288.0	1:36:58.540	6	1	1:41.653	32.740	34.757	34.156	294.3	19:55.187
32	1	2:36.693 B	32.879	36.129	1:27.685	283.5	1:39:35.233	7	1	1:41.593	32.564	34.383	34.646	295.9	21:36.780
22 United Autosports Oreca 07 - Gibson															
1. Phil HANSON 3. Tom GAMBLE LMP2															
2. Jonathan ABERDEIN															
1	1	3:33.407	2:15.248	35.765	42.394	130.8	3:33.407	8	1	1:41.119	32.577	34.505	34.037	295.1	23:17.899
2	1	1:40.729	32.757	34.097	33.875	292.7	5:14.136	9	1	1:52.010 B	33.506	35.229	43.275	294.3	25:09.909
3	1	3:16.742 B	33.118	1:07.564	1:36.060	262.8	8:30.878	10	3	3:18.837	2:09.574	34.865	34.398	227.4	28:28.746
4	1	7:57.898	6:45.066	35.513	37.319	175.6	16:28.776	11	3	1:41.712	32.995	34.548	34.169	288.8	30:10.458
5	1	1:43.695	33.510	35.419	34.766	281.2	18:12.471	12	3	1:41.591	32.799	34.460	34.332	292.7	31:52.049
6	1	1:41.075	32.478	33.893	34.704	295.9	19:53.546	13	3	1:41.430	32.805	34.421	34.204	293.5	33:33.479
7	1	1:42.391	32.442	35.156	34.793	296.7	21:35.937	14	3	1:42.662	32.903	35.595	34.164	291.1	35:16.141
8	1	1:47.610 B	32.671	33.881	41.058	296.7	23:23.547	15	3	1:41.697	33.035	34.622	34.040	286.5	36:57.838
								16	3	1:48.204 B	32.733	34.305	41.166	294.3	38:46.042
								17	2	3:38.527	2:29.211	35.014	34.302	225.0	42:24.569
								18	2	1:41.481	32.608	34.710	34.163	291.9	44:06.050



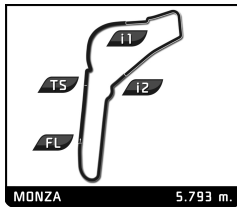


ELMS Collective Test Day
4 Hours of Monza
Afternoon Test

Sector Analysis

Lap under Red Flag							Invalidated Lap		Personal Best		Session Best		B Crossing the pit lane		
Lap	D	Time	Sector 1	Sector 2	Sector 3	T. Spd	Elapsed	Lap	D	Time	Sector 1	Sector 2	Sector 3	T. Spd	Elapsed
35	1	1:43.754	32.824	36.006	34.924	293.5	1:31:49.954	36	3	1:43.886	33.865	35.361	34.660	246.0	1:33:06.338
36	1	1:44.822	33.648	34.912	36.262	271.4	1:33:34.776	37	3	1:41.795	32.638	34.629	34.528	292.7	1:34:48.133
37	1	1:42.187	32.966	34.785	34.436	288.0	1:35:16.963	38	3	1:53.083 B	32.716	34.826	45.541	292.7	1:36:41.216
38	1	1:43.085	32.876	34.740	35.469	291.9	1:37:00.048	39	2	11:50.559 B	...	39.667	47.765	193.5	1:48:31.775
39	1	2:36.605 B	32.898	35.388	1:28.319	292.7	1:39:36.653								
28	IDEC Sport		3.Patrick PILET			Oreca 07 - Gibson LMP2		30 Duqueine Team							
	1.Paul LAFARGUE							1.Tristan GOMMENDY							
	2.Paul Loup CHATIN							2.Rene BINDER							
	3.Memo ROJAS							Oreca 07 - Gibson LMP2							
1	1	2:48.409	1:34.541	37.998	35.870	220.4	2:48.409	1	3	16:26.288	...	38.151	36.752	196.4	16:26.288
2	1	1:43.850	33.119	35.708	35.023	283.5	4:32.259	2	3	1:55.463 B	34.951	37.503	43.009	203.8	18:21.751
3	1	33:14.381 B					287.2	3	3	5:51.181	4:39.581	36.302	35.298	223.6	24:12.932
4	3	13:54.443	...	36.882	35.444	198.2	51:41.083	4	3	1:41.655	32.657	34.641	34.357	290.3	25:54.587
5	3	1:43.963	32.970	35.891	35.102	284.2	53:25.046	5	3	1:41.345	32.623	34.565	34.157	291.9	27:35.932
6	3	1:41.557	32.759	34.600	34.198	288.8	55:06.603	6	3	1:42.097	33.044	34.550	34.503	285.0	29:18.029
7	3	1:50.328 B	32.579	36.206	41.543	292.7	56:56.931	7	3	1:42.632	32.728	35.493	34.411	293.5	31:00.661
	29 Ultimate		3.François HERIAU			Oreca 07 - Gibson LMP2 P/A		8							
	1.Matthieu LAHAYE							8							
	2.Jean-Baptiste LAHAYE							8							
1	1	2:11.552	58.367	37.462	35.723	120.0	2:11.552	9	3	1:42.189	32.665	34.657	34.867	292.7	34:25.779
2	1	1:45.100	33.054	36.547	35.499	283.5	3:56.652	10	3	1:42.406	32.584	34.412	35.410	293.5	36:08.185
3	1	1:45.476	32.756	37.475	35.245	288.8	5:42.128	11	3	1:42.730	33.085	34.845	34.800	287.2	37:50.915
4	1	3:08.629 B	34.653	58.594	1:35.382	294.3	8:50.757	12	3	1:43.619	33.384	35.082	35.153	293.5	39:34.534
5	1	10:23.962	9:14.483	35.000	34.479	225.5	19:14.719	13	3	1:41.588	32.662	34.672	34.254	292.7	41:16.122
6	1	1:41.221	32.592	34.463	34.166	293.5	20:55.940	14	3	1:49.475 B	32.762	35.780	40.933	294.3	43:05.597
7	1	1:41.518	32.628	34.401	34.489	294.3	22:37.458	15	2	9:20.766	8:08.638	36.109	36.019	206.9	52:26.363
8	1	1:49.381 B	32.572	35.117	41.692	294.3	24:26.839	16	2	1:41.240	32.598	34.450	34.192	289.5	54:07.603
9	1	3:21.070	2:08.561	36.280	36.229	229.3	27:47.909	17	2	1:41.968	32.640	34.449	34.879	292.7	55:49.571
10	1	1:40.515	32.531	34.037	33.947	293.5	29:28.424	18	2	1:40.928	32.426	34.408	34.094	291.9	57:30.499
11	1	1:40.232	32.401	33.916	33.915	293.5	31:08.656	19	2	1:41.833	32.654	34.419	34.760	294.3	59:12.332
12	1	1:47.839 B	32.685	34.503	40.651	295.9	32:56.495	20	2	1:42.278	32.668	34.802	34.808	285.7	1:00:54.610
13	1	3:50.763	2:40.137	34.543	36.083	227.8	36:47.258	21	2	1:40.793	32.365	34.356	34.072	294.3	1:02:35.403
14	1	1:42.569	33.118	35.037	34.414	294.3	38:29.827	22	2	1:47.858 B	32.399	34.891	40.568	291.9	1:04:23.261
15	1	1:40.984	32.820	34.217	33.947	291.9	40:10.811	23	2	21:53.883	...	37.419	36.907	191.8	1:26:17.144
16	1	1:42.019	32.461	35.435	34.123	294.3	41:52.830	24	2	1:46.567	32.823	37.283	36.461	286.5	1:28:03.711
17	1	1:40.256	32.503	33.844	33.909	291.9	43:33.086	25	2	1:44.557	33.635	36.255	34.667	241.1	1:29:48.268
18	1	1:47.952 B	32.393	34.986	40.573	294.3	45:21.038	26	2	1:42.207	32.742	35.023	34.442	285.7	1:31:30.475
19	3	6:22.080	5:10.239	36.376	35.465	209.3	51:43.118	27	2	1:41.908	32.561	34.892	34.455	288.0	1:33:12.383
20	3	1:44.259	33.564	35.571	35.124	278.4	53:27.377	28	2	1:42.068	32.623	34.970	34.475	292.7	1:34:54.451
21	3	1:44.833	33.040	36.251	35.542	290.3	55:12.210	29	2	1:50.360 B	32.557	34.743	43.060	288.8	1:36:44.811
22	3	1:44.713	32.798	35.262	36.653	293.5	56:56.923	30	1	12:02.219	...	36.294	35.982	223.6	1:48:47.030
23	3	1:44.389	32.760	36.307	35.322	295.1	58:41.312	31	1	1:56.887 B	33.823	37.310	45.754	277.6	1:50:43.917
24	3	1:44.053	33.273	35.419	35.361	288.8	1:00:25.365	32 United Autosports							
25	3	1:43.075	32.980	35.211	34.884	296.7	1:02:08.440	1.Job VAN UITERT							
26	3	1:44.629	34.846	34.932	34.851	293.5	1:03:53.069	3.Manuel MALDONADO							
27	3	1:42.965	32.642	35.340	34.983	295.1	1:05:36.034	2.Nicolas JAMIN							
28	3	1:48.482 B	32.861	35.183	40.438	288.8	1:07:24.516	1	2	2:16.760	1:02.671	37.813	36.276	163.6	2:16.760
29	3	2:37.518	1:26.602	35.843	35.073	227.4	1:10:02.034	2	2	1:44.142	33.364	35.133	35.645	255.9	4:00.902
30	3	1:43.764	32.852	35.272	35.640	292.7	1:11:45.798	3	2	1:45.103	34.175	34.969	35.959	258.4	5:46.005
31	3	3:08.360 B	35.009	54.812	1:38.539	258.4	1:14:54.158	4	2	3:07.540 B	58.968	1:03.667	1:04.905	217.7	8:53.545
32	3	11:17.127	...	36.573	35.493	195.7	1:26:11.285	5	2	8:36.973	7:24.554	36.207	36.212	194.2	17:30.518
33	3	1:45.617	32.917	37.773	34.927	290.3	1:27:56.902	6	2	1:41.759	32.942	34.487	34.330	282.7	19:12.277
34	3	1:43.540	33.089	35.840	34.611	287.2	1:29:40.442	7	2	1:41.196	32.529	34.647	34.020	295.9	20:53.473
35	3	1:42.010	32.638	34.831	34.541	292.7	1:31:22.452	8	2	1:41.167	32.546	34.273	34.348	295.9	22:34.640
								9	2	1:48.162 B	32.548	34.464	41.150	295.9	24:22.802
								10	2	11:25.689	...	35.569	35.946	225.9	35:48.491
								11	2	1:41.304	32.751	34.481	34.072	291.1	37:29.795
								12	2	1:40.665	32.602	34.091	33.972	293.5	39:10.460





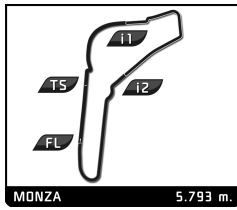
ELMS Collective Test Day
4 Hours of Monza
Afternoon Test

Sector Analysis

Lap under Red Flag Invalidated Lap Personal Best Session Best Crossing the pit lane

Lap	D	Time	Sector 1	Sector 2	Sector 3	T. Spd	Elapsed	Lap	D	Time	Sector 1	Sector 2	Sector 3	T. Spd	Elapsed
13	2	1:48.546 B	32.615	34.982	40.949	295.1	40:59.006	21	1	1:43.264	32.567	35.474	35.223	295.1	48:57.184
14	3	3:30.088	2:20.371	35.449	34.268	224.1	44:29.094	22	1	1:41.886	32.616	34.745	34.525	294.3	50:39.070
15	3	1:42.304	32.864	34.794	34.646	293.5	46:11.398	23	1	1:42.334	32.865	34.949	34.520	294.3	52:21.404
16	3	1:42.300	32.656	35.323	34.321	293.5	47:53.698	24	1	1:42.332	32.590	34.934	34.808	295.1	54:03.736
17	3	1:45.072	35.619	35.025	34.428	294.3	49:38.770	25	1	1:42.976	32.752	35.642	34.582	294.3	55:46.712
18	3	1:43.434	34.062	34.744	34.628	232.3	51:22.204	26	1	1:41.810	32.470	34.867	34.473	294.3	57:28.522
19	3	1:44.228	33.361	35.572	35.295	295.9	53:06.432	27	1	1:42.668	32.723	35.145	34.800	294.3	59:11.190
20	3	1:48.402 B	32.856	35.468	40.078	295.1	54:54.834	28	1	1:42.099	32.798	34.690	34.611	292.7	1:00:53.289
21	3	3:16.527	2:05.807	35.352	35.368	225.0	58:11.361	29	1	1:41.449	32.546	34.536	34.367	292.7	1:02:34.738
22	3	1:41.270	32.840	34.533	33.897	291.9	59:52.631	30	1	1:42.310	32.588	35.013	34.709	295.1	1:04:17.048
23	3	1:43.958	32.597	36.955	34.406	292.7	1:01:36.589	31	1	1:49.704 B	32.567	34.968	42.169	295.9	1:06:06.752
24	3	1:42.848	33.704	34.983	34.161	292.7	1:03:19.437	32	3	21:38.377	...	37.984	35.144	196.7	1:27:45.129
25	3	1:44.753	33.004	37.332	34.417	289.5	1:05:04.190	33	3	1:39.830	32.465	33.914	33.451	293.5	1:29:24.959
26	3	1:41.856	32.950	34.897	34.009	294.3	1:06:46.046	34	3	1:42.952	34.329	35.189	33.434	295.9	1:31:07.911
27	3	1:41.845	32.780	34.804	34.261	292.7	1:08:27.891	35	3	1:39.243	32.317	33.566	33.360	295.1	1:32:47.154
28	3	1:41.266	32.832	34.634	33.800	292.7	1:10:09.157	36	3	1:38.854	32.081	33.587	33.186	295.1	1:34:26.008
29	3	1:51.246 B	32.798	35.233	43.215	294.3	1:12:00.403	37	3	1:46.227 B	32.233	34.093	39.901	295.9	1:36:12.235
30	3	14:59.789	...	35.249	34.525	223.6	1:27:00.192	38	3	12:24.366 B	...	39.527	46.936	195.3	1:48:36.601
31	3	1:43.868	32.740	35.473	35.655	292.7	1:28:44.060	39	3	2:19.452	1:07.831	36.724	34.897	185.6	1:50:56.053
32	3	1:41.669	32.967	34.638	34.064	291.9	1:30:25.729	40	3	1:42.937	33.199	34.816	34.922	284.2	1:52:38.990
33	3	1:44.509	33.090	36.886	34.533	294.3	1:32:10.238	41	3	1:42.754	33.136	34.800	34.818	293.5	1:54:21.744
34	3	1:44.557	33.130	35.540	35.887	285.0	1:33:54.795	42	3	1:42.120	32.721	34.348	35.051	292.7	1:56:03.864
35	3	1:42.448	32.785	34.669	34.994	292.7	1:35:37.243	43	3	1:51.799 B	33.943	35.595	42.261	264.1	1:57:55.663
36	3	1:44.400	32.636	34.889	36.875	292.7	1:37:21.643	35 BHK Motorsport Orega 07 - Gibson LMP2 1. Francesco DRACONE 3. Markus POMMER 2. Sergio CAMPANA							
37	3	2:59.034 B	33.489	47.674	1:37.871	290.3	1:40:20.677	1	3	3:21.936	2:05.812	39.224	36.900	214.7	3:21.936
38	3	9:22.129	8:08.833	37.936	35.360	225.0	1:49:42.806	2	3	1:48.251	33.155	36.056	39.040	272.7	5:10.187
39	3	1:47.504	33.408	36.269	37.827	274.8	1:51:30.310	3	3	3:17.764 B	32.840	1:09.192	1:35.732	284.2	8:27.951
40	3	1:42.178	32.922	34.784	34.472	291.1	1:53:12.488	4	3	7:29.672	6:18.096	36.037	35.539	220.0	15:57.623
41	3	1:45.479	32.956	35.117	37.406	293.5	1:54:57.967	5	3	1:45.047	34.307	35.832	34.908	289.5	17:42.670
42	3	1:50.217 B	33.211	35.338	41.668	288.8	1:56:48.184	6	3	1:43.004	32.717	35.419	34.868	292.7	19:25.674
34 Racing Team Turkey Orega 07 - Gibson LMP2 P/A 1. Salih YOLUC 3. Logan SARGEANT 2. Charlie EASTWOOD								7	3	1:43.919	32.849	35.714	35.356	284.2	21:09.593
1	2	2:22.944	1:06.227	40.575	36.142	166.2	2:22.944	8	3	1:43.006	32.775	35.143	35.088	284.2	22:52.599
2	2	1:42.667	33.468	34.568	34.631	295.1	4:05.611	9	3	1:42.896	32.615	35.359	34.922	291.1	24:35.495
3	2	1:40.583	32.123	34.233	34.227	297.5	5:46.194	10	3	1:44.338	32.638	36.375	35.325	294.3	26:19.833
4	2	3:10.569 B	59.547	1:08.586	1:02.436	202.6	8:56.763	11	3	1:44.036	32.571	35.478	35.987	295.1	28:03.869
5	2	10:10.528	9:01.468	34.936	34.124	216.4	19:07.291	12	3	1:43.205	32.763	35.441	35.001	290.3	29:47.074
6	2	1:39.757	32.221	33.951	33.585	295.1	20:47.048	13	3	1:42.589	32.530	35.250	34.809	294.3	31:29.663
7	2	1:46.513 B	32.182	33.814	40.517	296.7	22:33.561	14	3	1:49.511 B	32.705	35.202	41.604	294.3	33:19.174
8	1	4:01.080	2:49.795	35.710	35.575	223.6	26:34.641	15	1	3:43.887	2:31.725	36.297	35.865	188.5	37:03.061
9	1	1:43.284	32.693	35.091	35.500	294.3	28:17.925	16	1	1:42.585	32.730	34.989	34.866	288.8	38:45.646
10	1	1:43.149	32.694	35.499	34.956	294.3	30:01.074	17	1	1:43.095	33.166	35.022	34.907	262.1	40:28.741
11	1	1:42.987	32.835	35.262	34.890	294.3	31:44.061	18	1	1:43.601	32.484	35.927	35.190	296.7	42:12.342
12	1	1:44.260	32.692	36.729	34.839	296.7	33:28.321	19	1	1:42.147	32.586	34.926	34.635	295.1	43:54.489
13	1	1:43.004	32.556	35.033	35.415	293.5	35:11.325	20	1	1:44.703	32.947	36.089	35.667	286.5	45:39.192
14	1	1:44.040	33.944	35.191	34.905	296.7	36:55.365	21	1	1:51.249 B	32.557	35.020	43.672	295.1	47:30.441
15	1	1:43.379	32.674	35.662	35.043	292.7	38:38.744	22	2	8:06.971	6:56.449	35.738	34.784	194.6	55:37.412
16	1	1:44.696	33.123	34.829	36.744	293.5	40:23.440	23	2	1:41.933	32.715	34.700	34.518	293.5	57:19.345
17	1	1:42.557	32.855	34.915	34.787	293.5	42:05.997	24	2	1:41.566	32.794	34.650	34.122	295.1	59:00.911
18	1	1:43.074	32.739	35.252	35.083	293.5	43:49.071	25	2	1:40.895	32.591	34.077	34.227	294.3	1:00:41.806
19	1	1:42.358	32.792	35.055	34.511	293.5	45:31.429	26	2	1:42.419	32.598	35.246	34.575	294.3	1:02:24.225
20	1	1:42.491	32.646	35.148	34.697	294.3	47:13.920	27	2	1:44.030	34.111	35.549	34.370	296.7	1:04:08.255



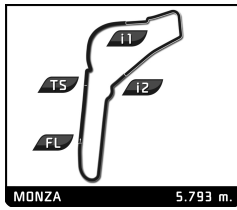


ELMS Collective Test Day
4 Hours of Monza
Afternoon Test

Sector Analysis

Lap under Red Flag											Invalidated Lap	Personal Best	Session Best	B Crossing the pit lane	
Lap	D	Time	Sector 1	Sector 2	Sector 3	T. Spd	Elapsed	Lap	D	Time	Sector 1	Sector 2	Sector 3	T. Spd	Elapsed
28	2	1:40.811	32.567	34.136	34.108	295.9	1:05:49.066	5	3	1:44.817	33.255	35.604	35.958	287.2	18:25.257
29	2	1:42.431	32.622	34.944	34.865	295.9	1:07:31.497	6	3	1:50.605	38.806	36.691	35.108	283.5	20:15.862
30	2	1:41.348	32.406	34.374	34.568	295.9	1:09:12.845	7	3	1:45.385	33.554	36.351	35.480	286.5	22:01.247
31	2	1:49.707 B	33.380	35.238	41.089	272.0	1:11:02.552	8	3	1:47.035	33.302	36.757	36.976	294.3	23:48.282
32	3	15:05.895	...	38.926	36.744	188.8	1:26:08.447	9	3	1:45.649	34.529	35.859	35.261	282.0	25:33.931
33	3	1:47.912	34.771	38.039	35.102	236.3	1:27:56.359	10	3	1:43.635	32.829	35.833	34.973	291.9	27:17.566
34	3	1:45.134	33.239	36.987	34.908	282.7	1:29:41.493	11	3	1:43.711	33.164	35.476	35.071	285.0	29:01.277
35	3	1:42.405	32.575	35.116	34.714	295.1	1:31:23.898	12	3	1:43.485	32.989	35.493	35.003	290.3	30:44.762
36	3	1:45.473	33.020	37.233	35.220	272.0	1:33:09.371	13	3	1:43.851	32.751	35.229	35.871	291.9	32:28.613
37	3	1:42.625	33.038	35.136	34.451	279.8	1:34:51.996	14	3	1:43.388	32.873	35.511	35.004	289.5	34:12.001
38	3	1:43.379	32.633	34.938	35.808	294.3	1:36:35.375	15	3	1:53.281 B	33.277	35.322	44.682	280.5	36:05.282
39	3	2:02.328 B	32.629	34.892	54.807	293.5	1:38:37.703	16	2	3:30.020	2:16.349	36.568	37.103	199.6	39:35.302
40	3	9:51.441	8:34.465	38.177	38.799	166.9	1:48:29.144	17	2	1:44.742	33.085	35.651	36.006	287.2	41:20.044
41	3	1:46.291	33.125	36.305	36.861	268.7	1:50:15.435	18	2	1:45.708	33.253	36.701	35.754	291.9	43:05.752
42	3	1:44.891	33.680	35.855	35.356	263.4	1:52:00.326	19	2	1:44.652	33.136	35.732	35.784	284.2	44:50.404
43	3	1:43.624	33.117	35.418	35.089	282.7	1:53:43.950	20	2	1:46.649	34.039	36.250	36.360	283.5	46:37.053
44	3	1:43.665	33.085	35.224	35.356	263.4	1:55:27.615	21	2	1:47.103	33.110	37.743	36.250	292.7	48:24.156
45	3	1:52.692 B	33.778	35.688	43.226	261.5	1:57:20.307	22	2	1:54.574 B	33.145	36.304	45.125	293.5	50:18.730
37 COOL Racing 1.Alexandre COIGNY 2.Nicolas LAPIERRE 3.Antonin BORGA Oreca 07 - Gibson LMP2 P/A															
1	2	3:25.324	2:14.501	34.968	35.855	165.1	3:25.324	24	2	1:43.364	33.264	35.226	34.874	270.0	54:48.967
2	2	1:43.745	32.514	34.212	37.019	291.9	5:09.069	25	2	1:43.290	32.738	35.533	35.019	293.5	56:32.257
3	2	2:51.268 B	32.616	44.302	1:34.350	293.5	8:00.337	26	2	1:43.297	32.849	35.112	35.336	291.9	58:15.554
4	2	16:53.959	...	35.562	34.470	224.5	24:54.296	27	2	1:42.540	32.893	34.752	34.895	293.5	59:58.094
5	2	1:40.687	32.651	34.243	33.793	291.1	26:34.983	28	2	1:42.443	32.614	34.867	34.962	292.7	1:01:40.537
6	2	1:41.587	32.836	34.625	34.126	284.2	28:16.570	29	2	1:56.237 B	32.984	38.723	44.530	292.7	1:03:36.774
7	2	1:41.036	32.539	34.050	34.447	292.7	29:57.606	30	1	3:25.671	2:15.059	35.584	35.028	214.7	1:07:02.445
8	2	1:49.573 B	32.716	34.269	42.588	294.3	31:47.179	31	1	1:45.241	32.993	35.648	36.600	285.0	1:08:47.686
9	2	6:40.231	5:28.577	35.908	35.746	224.1	38:27.410	32	1	1:41.607	32.635	34.794	34.178	288.8	1:10:29.293
10	2	1:40.362	32.551	34.088	33.723	291.9	40:07.772	33	1	2:08.040 B	32.590	34.304	1:01.146	290.3	1:12:37.333
11	2	1:40.877	32.509	34.527	33.841	291.9	41:48.649	34	1	14:57.399	...	36.763	35.138	218.2	1:27:34.732
12	2	1:40.318	32.457	33.878	33.983	293.5	43:28.967	35	1	1:41.714	32.820	34.616	34.278	287.2	1:29:16.446
13	2	1:46.728 B	32.516	34.029	40.183	292.7	45:15.695	36	1	1:41.755	32.831	34.532	34.392	286.5	1:30:58.201
14	2	10:50.714	9:41.383	34.967	34.364	226.4	56:06.409	37	1	1:41.589	32.736	34.583	34.270	287.2	1:32:39.790
15	2	1:49.335	32.598	34.061	42.676	291.1	57:55.744	38	1	1:41.497	32.704	34.437	34.356	287.2	1:34:21.287
16	2	1:48.092 B	32.515	34.420	41.157	292.7	59:43.836	39	1	1:42.159	32.737	34.771	34.651	289.5	1:36:03.446
17	1	28:18.008	...	37.731	36.783	211.4	1:28:01.844	40	1	1:51.516 B	32.831	34.707	43.978	288.0	1:37:54.962
18	1	1:45.951	34.679	35.830	35.442	227.8	1:29:47.795	41	3	10:13.785	8:57.916	37.897	37.972	205.7	1:48:08.747
19	1	1:50.846	33.040	42.018	35.788	289.5	1:31:38.641	42	3	1:49.920	35.003	38.055	36.862	232.8	1:49:58.667
20	1	1:43.986	33.041	35.480	35.465	290.3	1:33:22.627	43	3	1:55.648 B	33.944	36.348	45.356	254.1	1:51:54.315
21	1	1:44.145	33.061	35.732	35.352	289.5	1:35:06.772	44	2	26:21.522	...	47.596	47.443	141.7	2:18:15.837
22	1	1:44.499	33.059	35.318	36.122	290.3	1:36:51.271	45	2	2:19.181	42.573	47.338	49.270	181.2	2:20:35.018
23	1	2:33.938 B	34.063	36.427	1:23.448	257.8	1:39:25.209	46	2	2:29.378 B	42.571	47.317	59.490	174.2	2:23:04.396
24	1	8:33.558	7:18.638	37.950	36.970	187.2	1:47:58.767	41 Team WRT 1.Robert KUBICA 2.Louis DELETRAZ 3.Yifei YE Oreca 07 - Gibson LMP2							
25	1	1:53.680 B	33.373	36.954	43.353	284.2	1:49:52.447	1	2	16:02.011 B	2:42.429	1:13.853	...	221.3	16:02.011
39 Graff 1.Vincent CAPILLAIRE 2.Maxime ROBIN 3.Arnold ROBIN Oreca 07 - Gibson LMP2 P/A															
1	3	2:26.735	1:09.522	39.610	37.603	195.7	2:26.735	2	2	15:34.700	...	34.842	33.875	207.7	31:36.711
2	3	1:46.653	34.110	36.119	36.424	254.1	4:13.388	3	2	1:39.810	32.256	34.046	33.508	295.1	33:16.521
3	3	2:01.481 B	33.106	36.921	51.454	279.8	6:14.869	4	2	1:39.259	32.183	33.666	33.410	295.9	34:55.780
4	3	10:25.571	9:12.130	37.720	35.721	206.1	16:40.440	5	2	1:40.471	32.149	33.565	34.757	299.2	36:36.251
6	2	1:46.742 B	32.241	34.347	40.154	299.2	38:22.993	6	2	1:46.742 B	32.241	34.347	40.154	299.2	38:22.993
7	3	6:40.307	5:30.727	35.254	34.326	225.9	45:03.300	7	3	1:40.941	32.649	34.281	34.011	294.3	46:44.241





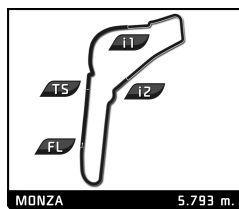
ELMS Collective Test Day
4 Hours of Monza
Afternoon Test

Sector Analysis

Lap under Red Flag Invalidated Lap Personal Best Session Best Crossing the pit lane

Lap	D	Time	Sector 1	Sector 2	Sector 3	T. Spd	Elapsed	Lap	D	Time	Sector 1	Sector 2	Sector 3	T. Spd	Elapsed
9	3	1:41.221	32.617	34.627	33.977	295.1	48:25.462	26	3	1:49.681	35.070	37.184	37.427	268.7	1:30:37.823
10	3	1:44.048	32.375	36.074	35.599	296.7	50:09.510	27	3	1:49.510	35.042	37.180	37.288	268.0	1:32:27.333
11	3	1:41.170	32.426	34.765	33.979	295.9	51:50.680	28	3	1:49.976	35.027	37.290	37.659	268.0	1:34:17.309
12	3	1:41.223	32.419	34.125	34.679	295.1	53:31.903	29	3	1:49.357	34.844	37.038	37.475	268.7	1:36:06.666
13	3	1:40.870	32.390	34.098	34.382	295.9	55:12.773	30	3	1:49.960	35.013	37.126	37.821	269.3	1:37:56.626
14	3	1:42.019	32.457	35.157	34.405	292.7	56:54.792	31	3	4:16.417 B	1:20.582	1:21.700	1:34.135	79.6	1:42:13.043
15	3	1:43.628	33.224	34.910	35.494	298.3	58:38.420	32	3	10:06.830 B	8:43.404	38.443	44.983	190.5	1:52:19.873
16	3	1:40.459	32.512	34.049	33.898	295.1	1:00:18.879	60 Iron Lynx Ferrari 488 GTE Evo							
17	3	1:44.440	34.846	35.465	34.129	296.7	1:02:03.319	1.Claudio SCHIAVONI 3.Paolo RUBERTI LMGT E							
18	3	1:40.709	32.452	34.231	34.026	295.1	1:03:44.028	2.Giorgio SERNAGIOTTO 4.Raffaele GIAMMARRIA							
19	3	1:41.209	32.802	34.583	33.824	295.9	1:05:25.237	1	3	2:59.652	1:43.817	37.947	37.888	187.2	2:59.652
20	3	1:41.475	32.535	34.969	33.971	295.1	1:07:06.712	2	3	1:50.968	34.892	37.134	38.942	268.7	4:50.620
21	3	1:41.528	32.410	34.231	34.887	296.7	1:08:48.240	3	3	3:09.012 B	34.847	59.797	1:34.368	270.0	7:59.632
22	3	1:41.500	32.663	34.560	34.277	288.0	1:10:29.740	4	3	10:33.267	9:14.538	40.781	37.948	131.7	18:32.899
23	3	2:09.316 B	32.559	34.442	1:02.315	297.5	1:12:39.056	5	3	1:49.649	34.770	37.246	37.633	269.3	20:22.548
24	3	13:37.628	...	36.452	35.780	225.0	1:26:16.684	6	3	1:49.370	34.796	37.069	37.505	270.7	22:11.918
25	3	1:45.246	32.543	36.551	36.152	295.1	1:28:01.930	7	3	1:49.032	34.733	36.985	37.314	271.4	24:00.950
26	3	1:42.439	33.695	34.553	34.191	278.4	1:29:44.369	8	3	1:55.585 B	34.769	36.964	43.852	271.4	25:56.535
27	3	1:40.799	32.464	34.356	33.979	295.1	1:31:25.168	9	3	2:50.563	1:35.569	37.430	37.564	200.0	28:47.098
28	3	1:43.143	32.392	36.184	34.567	290.3	1:33:08.311	10	3	1:51.552	34.803	37.460	39.289	271.4	30:38.650
29	3	1:40.459	32.412	34.225	33.822	298.3	1:34:48.770	11	3	2:00.298 B	34.838	38.273	47.187	272.0	32:38.948
30	3	13:27.020 B	32.367	34.940	...	281.2	1:48:15.790	12	3	6:01.064	4:46.214	37.343	37.507	178.2	38:40.012
31	3	33:13.161	...	40.129	41.449	179.7	2:21:28.951	13	3	1:48.676	34.576	36.751	37.349	272.7	40:28.688
32	3	1:58.690	36.527	39.942	42.221	238.4	2:23:27.641	14	3	1:48.527	34.589	36.761	37.177	272.7	42:17.215
33	3	2:28.926 B	41.845	46.248	1:00.833	203.8	2:25:56.567	15	3	1:48.581	34.655	36.779	37.147	272.7	44:05.796
55 Spirit of Race Ferrari 488 GTE Evo															
1.Duncan CAMERON LMGT E							3.David PEREL								
2.Matthew GRIFFIN															
1	3	3:13.361	1:50.407	42.797	40.157	181.2	3:13.361	16	3	1:57.242 B	34.999	37.682	44.561	262.1	46:03.038
2	3	1:58.945	36.569	40.873	41.503	214.3	5:12.306	17	4	5:03.051	3:46.488	38.304	38.259	187.2	51:06.089
3	3	3:20.276 B	36.920	1:08.866	1:34.490	204.2	8:32.582	18	4	1:49.843	34.759	37.121	37.963	268.7	52:55.932
4	3	7:48.834	6:30.075	39.579	39.180	189.5	16:21.416	19	4	1:50.055	34.895	37.401	37.759	269.3	54:45.987
5	3	1:55.962	35.882	38.152	41.928	235.3	18:17.378	20	4	1:49.427	34.680	37.038	37.709	268.0	56:35.414
6	3	1:55.808	35.491	41.247	39.070	253.5	20:13.186	21	4	1:49.389	34.663	37.025	37.701	270.0	58:24.803
7	3	1:52.278	35.097	38.054	39.127	265.4	22:05.464	22	4	1:49.358	34.628	37.094	37.636	270.7	1:00:14.161
8	3	1:49.911	34.948	37.210	37.753	270.0	23:55.375	23	4	1:49.691	34.888	37.204	37.599	270.0	1:02:03.852
9	3	1:49.758	34.883	37.213	37.662	270.7	25:45.133	24	4	1:49.311	34.612	37.133	37.566	272.7	1:03:53.163
10	3	1:49.790	35.002	37.242	37.546	270.0	27:34.923	25	4	1:57.266 B	34.624	37.616	45.026	271.4	1:05:50.429
11	3	1:55.754 B	34.966	37.279	43.509	270.7	29:30.677	26	1	4:08.031	2:47.821	39.623	40.587	167.4	1:09:58.460
12	3	8:34.141	7:18.368	37.999	37.774	198.5	38:04.818	27	1	1:53.717	35.478	38.903	39.336	267.3	1:11:52.177
13	3	1:49.521	34.973	37.082	37.466	266.7	39:54.339	28	1	4:07.898 B	1:12.279	1:21.580	1:34.039	84.0	1:16:00.075
14	3	1:49.116	34.907	36.932	37.277	267.3	41:43.455	29	1	10:50.873	9:25.983	43.032	41.858	199.3	1:26:50.948
15	3	1:49.209	34.972	36.929	37.308	266.0	43:32.664	30	1	1:58.825	36.848	39.907	42.070	242.7	1:28:49.773
16	3	1:49.039	35.006	36.885	37.148	269.3	45:21.703	31	1	1:52.963	35.608	38.406	38.949	266.0	1:30:42.736
17	3	1:48.752	34.852	36.767	37.133	268.7	47:10.455	32	1	1:56.876	35.295	42.434	39.147	267.3	1:32:39.612
18	3	1:56.295 B	34.900	37.785	43.610	270.0	49:06.750	33	1	1:53.147	35.716	38.252	39.179	268.7	1:34:32.759
19	3	4:17.998	2:53.023	40.734	44.241	126.9	53:24.748	34	1	1:54.956	36.087	39.507	39.362	246.6	1:36:27.715
20	3	1:51.516	35.388	37.010	39.118	236.3	55:16.264	35	1	2:43.590 B	35.941	41.842	1:25.807	262.1	1:39:11.305
21	3	1:49.365	35.155	36.971	37.239	264.7	57:05.629	36	1	9:48.787 B	8:11.036	42.498	55.253	171.4	1:49:00.092
22	3	1:48.906	34.835	36.987	37.084	270.0	58:54.535	65 Panis Racing Oreca 07 - Gibson							
23	3	1:55.449 B	35.141	36.876	43.432	269.3	1:00:49.984	1.Julien CANAL 3.James ALLEN LMP2							
24	3	26:06.090	...	39.345	38.243	188.2	1:26:56.074	2.William STEVENS							
25	3	1:52.068	35.784	37.710	38.574	268.0	1:28:48.142	1	3	2:15.528	1:01.668	37.819	36.041	150.0	2:15.528
								2	3	1:43.958	33.057	35.152	35.749	293.5	3:59.486
								3	3	1:43.658	33.014	34.688	35.956	248.3	5:43.144
								4	3	3:08.864 B	34.834	58.191	1:35.839	261.5	8:52.008





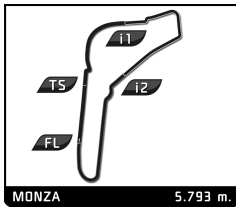
ELMS Collective Test Day
4 Hours of Monza
Afternoon Test

Sector Analysis

Lap under Red Flag Invalidated Lap Personal Best Session Best B Crossing the pit lane

Lap	D	Time	Sector 1	Sector 2	Sector 3	T. Spd	Elapsed	Lap	D	Time	Sector 1	Sector 2	Sector 3	T. Spd	Elapsed
5	3	10:18.948	9:10.170	34.557	34.221	216.4	19:10.956	24	2	1:50.026	35.068	37.383	37.575	272.0	59:10.736
6	3	1:41.456	32.960	34.478	34.018	280.5	20:52.412	25	2	1:50.381	35.357	37.463	37.561	272.0	1:01:01.117
7	3	1:41.144	32.628	34.329	34.187	294.3	22:33.556	26	2	1:51.014	35.623	37.638	37.753	257.1	1:02:52.131
8	3	1:42.274	32.479	34.876	34.919	294.3	24:15.830	27	2	1:56.147 B	35.264	37.330	43.553	268.7	1:04:48.278
9	3	1:41.648	32.579	34.451	34.618	293.5	25:57.478	28	2	5:08.903	3:52.896	37.923	38.084	203.4	1:09:57.181
10	3	1:41.323	32.628	34.445	34.250	292.7	27:38.801	29	2	1:50.320	35.318	37.329	37.673	269.3	1:11:47.501
11	3	1:48.204 B	32.820	34.885	40.499	295.1	29:27.005	30	2	3:07.893 B	36.500	53.068	1:38.325	268.7	1:14:55.394
12	3	11:53.671	...	36.342	34.841	223.1	41:20.676	31	2	11:37.649	...	38.625	40.596	197.4	1:26:33.043
13	3	1:42.158	32.740	35.221	34.197	291.9	43:02.834	32	2	1:50.823	35.467	37.527	37.829	268.7	1:28:23.866
14	3	1:41.726	32.683	34.688	34.355	293.5	44:44.560	33	2	1:50.171	35.059	37.680	37.432	270.7	1:30:14.037
15	3	1:43.011	32.744	35.217	35.050	294.3	46:27.571	34	2	1:51.856	35.023	37.809	39.024	271.4	1:32:05.893
16	3	1:42.882	32.781	34.552	35.549	292.7	48:10.453	35	2	1:50.319	35.014	37.219	38.086	270.0	1:33:56.212
17	3	1:42.560	32.525	34.933	35.102	293.5	49:53.013	36	2	1:50.249	35.142	37.385	37.722	270.0	1:35:46.461
18	3	1:50.011 B	33.102	35.768	41.141	251.2	51:43.024	37	2	1:49.837	35.041	37.228	37.568	269.3	1:37:36.298
19	1	9:46.012	8:35.040	35.330	35.642	206.9	1:01:29.036	38	2	3:24.261 B	35.104	1:15.181	1:33.976	269.3	1:41:00.559
20	1	1:43.753	33.152	35.660	34.941	291.9	1:03:12.789	70 Realteam Racing 1. Esteban GARCIA 2. Loic DUVAL Oreca 07 - Gibson LMP2 P/A							
21	1	1:42.454	32.727	35.103	34.624	292.7	1:04:55.243	1	2	2:08.521	54.762	39.036	34.723	164.1	2:08.521
22	1	1:43.160	32.890	35.042	35.228	291.1	1:06:38.403	2	2	1:44.269	32.786	34.352	37.131	291.1	3:52.790
23	1	1:42.277	32.866	34.780	34.631	291.1	1:08:20.680	3	2	1:40.016	32.528	33.858	33.630	292.7	5:32.806
24	1	1:43.731	33.447	35.294	34.990	293.5	1:10:04.411	4	2	3:05.168 B	35.708	54.635	1:34.825	294.3	8:37.974
25	1	1:51.731 B	32.826	36.056	42.849	295.1	1:11:56.142	5	2	9:01.468	7:50.559	35.220	35.689	189.1	17:39.442
26	1	15:31.386	...	35.956	35.102	210.1	1:27:27.528	6	2	1:49.269	35.458	34.785	39.026	298.3	19:28.711
27	1	1:41.024	32.767	34.426	33.831	291.9	1:29:08.552	7	2	1:45.705	32.638	34.682	38.385	298.3	21:14.416
28	1	1:40.459	32.511	34.139	33.809	294.3	1:30:49.011	8	2	1:40.854	32.289	34.400	34.165	299.2	22:55.270
29	1	1:40.680	32.528	34.232	33.920	294.3	1:32:29.691	9	2	1:40.910	32.403	34.343	34.164	297.5	24:36.180
30	1	1:41.005	32.575	34.394	34.036	293.5	1:34:10.696	10	2	1:48.352 B	32.691	34.562	41.099	300.8	26:24.532
31	1	1:47.576 B	32.531	34.345	40.700	293.5	1:35:58.272	11	1	5:51.025	4:36.444	37.960	36.621	203.4	32:15.557
66 JMW Motorsport 1. Jody FANNIN 2. Andrea FONTANA 3. Rodrigo SALES Ferrari 488 GTE Evo LMGTE							12	1	1:47.089	33.867	37.139	36.083	273.4	34:02.646	
1	1	2:40.429	1:22.951	38.864	38.614	206.1	2:40.429	13	1	1:47.649	33.681	36.231	37.737	282.7	35:50.295
2	1	1:50.187	35.301	37.104	37.782	266.0	4:30.616	14	1	1:46.364	33.896	36.512	35.956	272.7	37:36.659
3	1	2:33.219 B	35.213	37.099	1:20.907	268.7	7:03.835	15	1	1:47.307	34.778	36.415	36.114	277.6	39:23.966
4	1	9:50.290	8:33.307	38.022	38.961	206.9	16:54.125	16	1	1:45.968	33.671	36.124	36.173	281.2	41:09.934
5	1	1:49.630	34.928	37.084	37.618	269.3	18:43.755	17	1	1:45.297	33.813	35.774	35.710	279.8	42:55.231
6	1	1:49.925	34.965	37.081	37.879	270.7	20:33.680	18	1	1:44.539	33.620	35.677	35.242	282.7	44:39.770
7	1	1:51.853	35.082	38.597	38.174	259.0	22:25.533	19	1	1:44.204	33.505	35.475	35.224	278.4	46:23.974
8	1	1:50.849	34.859	37.623	38.367	270.7	24:16.382	20	1	1:44.483	33.532	35.769	35.182	282.7	48:08.457
9	1	1:50.414	34.855	37.670	37.889	270.0	26:06.796	21	1	1:44.266	33.277	35.617	35.372	287.2	49:52.723
10	1	1:56.235 B	34.942	37.282	44.011	269.3	28:03.031	22	1	1:47.325	33.180	35.911	38.234	287.2	51:40.048
11	3	4:29.666	3:03.832	45.877	39.957	205.3	32:32.697	23	1	1:44.921	33.888	35.706	35.327	269.3	53:24.969
12	3	1:53.756	35.326	39.116	39.314	268.7	34:26.453	24	1	1:45.617	33.707	36.180	35.730	260.2	55:10.586
13	3	1:52.630	35.186	38.978	38.466	269.3	36:19.083	25	1	1:44.041	33.198	35.562	35.281	291.1	56:54.627
14	3	1:52.188	35.133	38.366	38.689	268.7	38:11.271	26	1	1:46.281	34.156	36.022	36.103	272.0	58:40.908
15	3	1:51.845	35.154	38.255	38.436	269.3	40:03.116	27	1	1:44.172	33.343	35.320	35.509	287.2	1:00:25.080
16	3	1:51.793	35.282	38.102	38.409	268.7	41:54.909	28	1	1:45.322	33.557	36.571	35.194	290.3	1:02:10.402
17	3	1:51.825	35.071	38.213	38.541	269.3	43:46.734	29	1	1:44.422	33.376	35.780	35.266	291.9	1:03:54.824
18	3	1:52.423	35.045	38.736	38.642	269.3	45:39.157	30	1	1:47.808	33.430	36.734	37.644	278.4	1:05:42.632
19	3	1:51.966	35.172	38.335	38.459	270.7	47:31.123	31	1	1:44.430	34.044	35.256	35.130	279.8	1:07:27.062
20	3	1:53.961	35.641	38.662	39.658	270.7	49:25.084	32	1	1:45.112	33.159	36.042	35.911	291.1	1:09:12.174
21	3	1:52.256	35.017	38.325	38.914	270.0	51:17.340	33	1	1:43.840	33.785	35.224	34.831	288.0	1:10:56.014
22	3	2:02.674 B	35.370	40.672	46.632	269.3	53:20.014	34	1	2:45.781 B	33.121	37.204	1:35.456	290.3	1:13:41.795
23	2	4:00.696	2:43.849	38.666	38.181	202.2	57:20.710	35	1	12:32.499	...	38.208	36.874	184.3	1:26:14.294





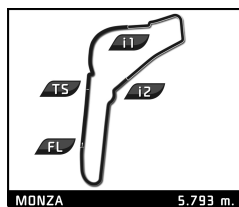
ELMS Collective Test Day
4 Hours of Monza
Afternoon Test

Sector Analysis

Lap under Red Flag Invalidated Lap Personal Best Session Best Crossing the pit lane

Lap	D	Time	Sector 1	Sector 2	Sector 3	T. Spd	Elapsed	Lap	D	Time	Sector 1	Sector 2	Sector 3	T. Spd	Elapsed				
36	1	1:48.825	33.851	37.770	37.204	263.4	1:28:03.119												
37	1	1:48.056	34.056	38.538	35.462	231.3	1:29:51.175												
38	1	1:44.197	33.622	35.513	35.062	283.5	1:31:35.372												
39	1	1:44.093	33.482	35.435	35.176	288.8	1:33:19.465												
40	1	1:43.860	33.497	35.408	34.955	286.5	1:35:03.325												
41	1	1:47.695	33.320	36.161	38.214	280.5	1:36:51.020												
42	1	2:32.643 B	33.972	36.174	1:22.497	254.7	1:39:23.663												
43	1	8:53.002	7:36.368	38.416	38.218	197.8	1:48:16.665												
44	1	2:04.152 B	37.573	39.970	46.609	265.4	1:50:20.817												
77	Proton Competition		3. Gianmaria BRUNI			Porsche 911 RSR - 19									Ferrari 488 GTE Evo				
	1. Christian RIED					LMGTE									1. Matteo CRESSONI				
	2. Cooper MACNEIL														2. Rino MASTRONARDI				
1	3	2:32.121	1:15.519	37.574	39.028	203.8	2:32.121	1	3	2:44.659	1:24.056	38.580	42.023	201.1	2:44.659				
2	3	1:49.626	34.972	37.001	37.653	270.0	4:21.747	2	3	1:49.454	35.061	36.971	37.422	270.0	4:34.113				
3	3	2:12.350 B	34.879	37.086	1:00.385	271.4	6:34.097	3	3	2:35.487 B	34.972	37.054	1:23.461	270.0	7:09.600				
4	3	10:02.089	8:46.718	37.664	37.707	204.9	16:36.186	4	3	9:20.665	8:04.244	38.451	37.970	203.4	16:30.265				
5	3	1:49.289	34.878	37.207	37.204	269.3	18:25.475	5	3	1:48.929	34.838	36.876	37.215	272.7	18:19.194				
6	3	1:49.110	34.922	37.120	37.068	270.0	20:14.585	6	3	1:48.960	34.798	36.871	37.291	271.4	20:08.154				
7	3	1:50.027	35.319	37.364	37.344	264.1	22:04.612	7	3	1:48.885	34.824	36.794	37.267	270.7	21:57.039				
8	3	1:49.361	34.979	37.048	37.334	270.0	23:53.973	8	3	1:53.250	34.782	37.834	40.634	270.7	23:50.289				
9	3	1:56.379 B	34.945	36.981	44.453	270.0	25:50.352	9	3	1:55.331 B	35.057	37.158	43.116	272.7	25:45.620				
10	3	4:31.802	3:14.159	37.762	39.881	201.5	30:22.154	10	3	9:41.283	8:24.694	38.196	38.393	203.8	35:26.903				
11	3	1:48.959	35.004	36.803	37.152	268.7	32:11.113	11	3	1:49.275	34.926	36.981	37.368	270.0	37:16.178				
12	3	1:48.782	34.906	36.782	37.094	268.0	33:59.895	12	3	1:49.099	34.706	37.082	37.311	272.0	39:05.277				
13	3	1:52.039	34.900	36.918	40.221	268.7	35:51.934	13	3	1:59.327 B	36.368	38.043	44.916	270.0	41:04.604				
14	3	1:53.857	34.894	40.827	38.136	268.7	37:45.791	14	3	10:36.912	9:13.988	41.276	41.648	154.9	51:41.516				
15	3	1:50.885	35.020	37.312	38.553	268.7	39:36.676	15	3	1:53.327	36.085	38.243	38.999	250.6	53:34.843				
16	3	1:48.943	34.866	36.836	37.241	268.7	41:25.619	16	3	1:51.697	35.364	37.791	38.542	269.3	55:26.540				
17	3	1:57.670 B	35.858	37.835	43.977	243.2	43:23.289	17	3	1:51.664	35.311	37.687	38.666	265.4	57:18.204				
18	3	7:37.703	6:22.995	37.409	37.299	203.0	51:00.992	18	3	1:51.429	35.539	37.579	38.311	267.3	59:09.633				
19	3	1:48.822	34.851	36.905	37.066	268.7	52:49.814	19	3	1:51.178	35.252	37.813	38.113	269.3	1:01:00.811				
20	3	1:48.751	34.959	36.716	37.076	268.0	54:38.565	20	3	1:58.297	38.162	39.873	40.262	259.0	1:02:59.108				
21	3	1:48.947	34.936	36.810	37.201	268.7	56:27.512	21	3	1:50.613	35.115	37.451	38.047	267.3	1:04:49.721				
22	3	1:49.341	35.012	36.978	37.351	269.3	58:16.853	22	3	1:58.071 B	35.084	37.481	45.506	271.4	1:06:47.792				
23	3	1:49.580	35.020	37.123	37.437	269.3	1:00:06.433	23	2	2:43.066	1:26.335	38.301	38.430	183.1	1:09:30.858				
24	3	1:49.327	34.977	36.979	37.371	268.0	1:01:55.760	24	2	1:50.213	35.240	37.194	37.779	267.3	1:11:21.071				
25	3	1:49.624	34.904	37.236	37.484	268.7	1:03:45.384	25	2	3:26.915 B	35.114	1:16.613	1:35.188	268.7	1:14:47.986				
26	3	1:49.261	34.879	37.045	37.337	269.3	1:05:34.645	26	2	11:43.621	...	38.939	40.126	187.8	1:26:31.607				
27	3	1:49.909	34.973	37.445	37.491	269.3	1:07:24.554	27	2	1:51.029	35.407	37.557	38.065	267.3	1:28:22.636				
28	3	1:49.992	35.052	37.167	37.773	270.0	1:09:14.546	28	2	1:50.797	35.006	37.603	38.188	266.0	1:30:13.433				
29	3	2:00.372 B	35.771	38.349	46.252	266.0	1:11:14.918	29	2	1:50.732	35.187	37.354	38.191	268.0	1:32:04.165				
30	2	15:10.868	...	39.258	39.234	205.3	1:26:25.786	30	2	1:50.326	35.070	37.375	37.881	270.7	1:33:54.491				
31	2	1:56.070	35.670	41.425	38.975	267.3	1:28:21.856	31	2	1:50.032	34.993	37.331	37.708	270.0	1:35:44.523				
32	2	1:54.062	35.619	39.752	38.691	260.9	1:30:15.918	32	2	1:50.051	34.811	37.218	38.022	269.3	1:37:34.574				
33	2	1:52.748	36.020	38.241	38.487	238.4	1:32:08.666	33	2	3:24.823 B	35.076	1:15.972	1:33.775	268.0	1:40:59.397				
34	2	1:51.772	35.344	37.934	38.494	267.3	1:34:00.438	34	2	10:26.829 B	8:49.924	41.804	55.101	175.6	1:51:26.226				
35	2	1:52.064	35.243	38.005	38.816	268.0	1:35:52.502								82		JOTA		Oreca 07 - Gibson
36	2	1:51.470	35.319	37.717	38.434	267.3	1:37:43.972								1. Jazeman JAAFAR		LMP2		
37	2	3:52.152 B	56.721	1:21.356	1:34.075	267.3	1:41:36.124								2. Sean GELAEL				
38	2	6:56.417	5:37.997	39.066	39.354	147.1	1:48:32.541	1	2	3:46.862	2:33.906	36.718	36.238	200.7	3:46.862				
39	2	1:52.586	35.435	38.381	38.770	265.4	1:50:25.127	2	2	1:41.339	32.257	34.065	35.017	290.3	5:28.201				
40	2	2:02.026 B	35.658	38.141	48.227	263.4	1:52:27.153	3	2	3:06.257 B	35.145	56.994	1:34.118	298.3	8:34.458				
								4	2	8:53.253	7:43.073	35.750	34.430	220.0	17:27.711				
								5	2	1:41.417	32.273	34.370	34.774	291.9	19:09.128				
								6	2	1:40.253	32.247	34.089	33.917	294.3	20:49.381				
								7	2	1:47.938 B	32.376	34.824	40.738	291.9	22:37.319				
								8	1	3:54.428	2:40.718	36.856	36.854	187.5	26:31.747				
								9	1	1:40.143	32.032	34.474	33.637	296.7	28:11.890				
								10	1	1:44.498	32.477	35.888	36.133	291.1	29:56.388				
								11	1	1:43.479	32.133	34.602	36.744	299.2	31:39.867				
								12	1	1:39.879	32.013	33.898	33.968	300.0	33:19.746				
								13	1	1:48.620 B	32.213	35.505	40.902	288.8	35:08.366				



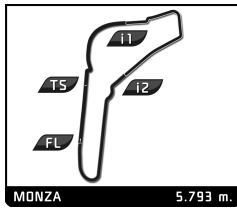


ELMS Collective Test Day
4 Hours of Monza
Afternoon Test

Sector Analysis

Lap under Red Flag											Invalidated Lap	Personal Best	Session Best	B Crossing the pit lane	
Lap	D	Time	Sector 1	Sector 2	Sector 3	T. Spd	Elapsed	Lap	D	Time	Sector 1	Sector 2	Sector 3	T. Spd	Elapsed
14	1	28:18.579	...	41.412	36.536	204.2	1:03:26.945	28	1	1:49.742	34.731	37.375	37.636	271.4	1:03:12.478
15	1	1:43.588	33.026	35.252	35.310	267.3	1:05:10.533	29	1	1:49.813	34.793	37.225	37.795	274.1	1:05:02.291
16	1	1:43.800	33.051	35.435	35.314	257.8	1:06:54.333	30	1	1:51.278	34.873	37.533	38.872	272.7	1:06:53.569
17	1	1:42.226	32.484	34.924	34.818	284.2	1:08:36.559	31	1	1:50.488	35.037	37.265	38.186	258.4	1:08:44.057
18	1	1:42.195	32.567	34.894	34.734	282.0	1:10:18.754	32	1	1:57.771	34.969	43.545	39.257	271.4	1:10:41.828
19	1	1:51.662 B	32.544	34.815	44.303	282.7	1:12:10.416	33	1	2:42.630 B	34.797	39.223	1:28.610	273.4	1:13:24.458
20	2	14:40.775	...	36.872	34.987	222.7	1:26:51.191	34	2	16:40.855	...	40.368	43.439	135.5	1:30:05.313
21	2	1:42.766	32.887	34.774	35.105	274.1	1:28:33.957	35	2	1:50.279	35.090	37.667	37.522	268.7	1:31:55.592
22	2	1:42.813	32.678	34.767	35.368	277.6	1:30:16.770	36	2	1:48.790	34.574	36.694	37.522	272.7	1:33:44.382
23	2	1:44.366	33.134	36.167	35.065	266.7	1:32:01.136	37	2	1:48.486	34.557	36.737	37.192	272.7	1:35:32.868
24	2	1:41.759	32.562	34.594	34.603	276.9	1:33:42.895	38	2	1:48.924	34.607	36.690	37.627	272.7	1:37:21.792
25	2	1:43.056	32.872	35.044	35.140	259.0	1:35:25.951	39	2	3:03.003 B	35.719	47.253	1:40.031	238.4	1:40:24.795
26	2	1:43.102	32.919	35.047	35.136	273.4	1:37:09.053	40	3	8:27.317	7:07.637	40.202	39.478	206.1	1:48:52.112
27	2	3:02.068 B	32.535	55.813	1:33.720	275.5	1:40:11.121	41	3	2:22.135	35.761	1:05.716	40.658	251.7	1:51:14.247
28	2	8:58.894	7:47.150	35.878	35.866	210.5	1:49:10.015	42	3	2:03.416 B	35.818	38.811	48.787	259.0	1:53:17.663
29	2	1:42.954	32.897	35.046	35.011	273.4	1:50:52.969	88 AF Corse Ferrari 488 GTE Evo 1.François PERRODO 3.Alessio ROVERA LMGT E 2.Emmanuel COLLARD							
30	2	1:43.081	32.640	35.404	35.037	276.9	1:52:36.050	1	2	2:18.318	57.561	39.071	41.686	130.9	2:18.318
31	2	1:43.241	32.908	34.995	35.338	276.2	1:54:19.291	2	2	1:57.479	35.179	42.743	39.557	268.7	4:15.797
32	2	1:43.067	32.802	34.696	35.569	273.4	1:56:02.358	3	2	2:02.384 B	35.209	37.187	49.988	270.0	6:18.181
33	2	1:44.896	33.328	36.008	35.560	273.4	1:57:47.254	4	2	9:54.168	8:35.405	39.253	39.510	188.2	16:12.349
34	2	1:44.889	33.399	35.928	35.562	268.7	1:59:32.143	5	2	1:51.907	35.644	37.969	38.294	269.3	18:04.256
35	2	1:44.988	33.795	35.342	35.851	264.7	2:01:17.131	6	2	1:49.961	35.054	37.168	37.739	270.7	19:54.217
36	2	1:55.655 B	33.791	35.749	46.115	255.3	2:03:12.786	7	2	1:52.090	36.605	37.847	37.638	271.4	21:46.307
83 Iron Lynx Ferrari 488 GTE Evo 1.Rahel FREY 3.Manuela GOSTNER LMGT E 2.Michelle GATTING 4.Sarah BOVY							8	2	1:50.264	35.077	37.412	37.775	271.4	23:36.571	
1	2	2:28.561	1:11.064	38.603	38.894	204.9	2:28.561	9	2	1:50.469	35.026	37.203	38.240	271.4	25:27.040
2	2	1:50.101	35.182	37.439	37.480	271.4	4:18.662	10	2	1:50.218	35.049	37.394	37.775	272.7	27:17.258
3	2	2:00.599 B	34.711	36.872	49.016	272.0	6:19.261	11	2	1:51.231	35.042	37.785	38.404	272.0	29:08.489
4	2	10:12.560	8:56.998	37.757	37.805	202.2	16:31.821	12	2	1:50.301	34.960	37.235	38.106	272.0	30:58.790
5	2	1:49.304	34.701	37.223	37.380	269.3	18:21.125	13	2	1:51.179	35.080	38.181	37.918	270.7	32:49.969
6	2	1:48.677	34.654	36.817	37.206	273.4	20:09.802	14	2	1:50.539	35.317	37.461	37.761	268.7	34:40.508
7	2	1:48.610	34.565	36.745	37.300	274.1	21:58.412	15	2	2:06.775 B	35.289	42.035	49.451	272.7	36:47.283
8	2	1:50.963	34.844	37.508	38.611	273.4	23:49.375	16	1	3:52.776	2:34.979	38.245	39.552	186.9	40:40.059
9	2	1:49.828	34.821	37.160	37.847	272.0	25:39.203	17	1	1:59.647 B	35.673	38.432	45.542	268.7	42:39.706
10	2	1:50.500	34.707	37.801	37.992	271.4	27:29.703	18	1	3:13.554	1:55.554	38.622	39.378	203.4	45:53.260
11	2	1:50.694	35.317	37.364	38.013	244.9	29:20.397	19	1	1:52.378	35.432	38.077	38.869	268.0	47:45.638
12	2	1:49.728	34.709	37.204	37.815	271.4	31:10.125	20	1	1:52.362	35.566	38.207	38.589	270.0	49:38.000
13	2	1:50.784	34.647	37.206	38.931	272.7	33:00.909	21	1	1:57.373 B	35.750	37.803	43.820	261.5	51:35.373
14	2	1:52.557	35.404	39.175	37.978	255.3	34:53.466	22	1	4:39.169	3:21.681	38.325	39.163	205.3	56:14.542
15	2	1:50.288	34.761	37.295	38.232	272.7	36:43.754	23	1	1:52.379	35.272	38.834	38.273	269.3	58:06.921
16	2	1:51.118	35.478	37.713	37.927	237.9	38:34.872	24	1	1:50.911	35.079	37.482	38.350	270.0	59:57.832
17	2	1:50.815	34.949	37.234	38.632	272.0	40:25.687	25	1	1:51.182	35.132	37.745	38.305	270.0	1:01:49.014
18	2	1:49.720	34.794	37.140	37.786	271.4	42:15.407	26	1	1:50.325	35.083	37.302	37.940	270.0	1:03:39.339
19	2	1:55.649	34.712	41.996	38.941	271.4	44:11.056	27	1	1:50.628	35.422	37.290	37.916	271.4	1:05:29.967
20	2	1:49.614	34.758	37.307	37.549	273.4	46:00.670	28	1	1:51.059	35.640	37.306	38.113	272.0	1:07:21.026
21	2	1:56.316 B	34.775	37.342	44.199	271.4	47:56.986	29	1	1:50.223	35.143	37.228	37.852	270.7	1:09:11.249
22	1	4:09.597	2:53.175	38.042	38.380	126.8	52:06.583	30	1	2:01.735 B	40.256	37.675	43.804	272.7	1:11:12.984
23	1	1:49.932	34.787	37.343	37.802	273.4	53:56.515	31	3	15:01.370	...	39.017	45.109	194.2	1:26:14.354
24	1	1:57.246	39.009	39.516	38.721	274.1	55:53.761	32	3	1:58.206	35.205	42.510	40.491	263.4	1:28:12.560
25	1	1:49.450	34.555	37.254	37.641	274.1	57:43.211	33	3	1:51.231	34.844	37.155	39.232	271.4	1:30:03.791
26	1	1:49.913	34.789	37.424	37.700	272.7	59:33.124	34	3	1:49.103	34.756	37.032	37.315	271.4	1:31:52.894
27	1	1:49.612	34.656	37.225	37.731	272.7	1:01:22.736	35	3	1:48.820	34.716	36.918	37.186	270.7	1:33:41.714





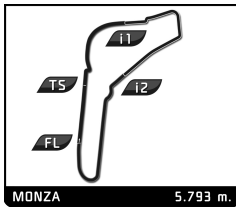
ELMS Collective Test Day
4 Hours of Monza
Afternoon Test

Sector Analysis

Lap under Red Flag Invalidated Lap Personal Best Session Best Crossing the pit lane

Lap	D	Time	Sector 1	Sector 2	Sector 3	T. Spd	Elapsed	Lap	D	Time	Sector 1	Sector 2	Sector 3	T. Spd	Elapsed							
36	3	1:49.413	34.736	37.386	37.291	270.0	1:35:31.127	12	1	1:52.578	35.811	38.307	38.460	241.1	31:52.957							
37	3	1:55.877 B	34.701	36.804	44.372	270.7	1:37:27.004	13	1	1:52.562	35.228	38.751	38.583	270.0	33:45.519							
38	2	10:39.851	9:22.417	38.291	39.143	196.7	1:48:06.855	14	1	3:07.843 B	35.221	38.031	1:54.591	268.7	36:53.362							
39	2	1:54.667	35.505	39.338	39.824	257.8	1:50:01.522	15	1	9:21.211	8:03.030	38.922	39.259	169.5	46:14.573							
40	2	1:59.968 B	35.270	38.709	45.989	270.7	1:52:01.490	16	1	1:59.166	39.077	40.156	39.933	267.3	48:13.739							
92 Racing Team Nederland Oreca 07 - Gibson																						
1. Frits VAN EERD LMP2 P/A																						
2. Giedo VAN DER GARDE																						
1	2	2:12.816	58.667	37.440	36.709	117.8	2:12.816	17	1	1:52.045	35.455	38.112	38.478	267.3	50:05.784							
2	2	1:44.254	33.086	35.443	35.725	290.3	3:57.070	18	1	1:52.865	35.346	38.746	38.773	268.0	51:58.649							
3	2	1:43.472	32.963	35.711	34.798	287.2	5:40.542	19	1	1:53.059	35.579	37.931	39.549	264.7	53:51.708							
4	2	3:08.510 B	34.422	59.809	1:34.279	296.7	8:49.052	20	1	1:54.916	35.228	39.407	40.281	267.3	55:46.624							
5	2	12:19.630	...	35.577	34.950	213.0	21:08.682	21	1	1:51.673	35.255	38.132	38.286	269.3	57:38.297							
6	2	1:40.859	32.672	34.183	34.004	293.5	22:49.541	22	1	2:00.636 B	35.230	38.843	46.563	268.0	59:38.933							
7	2	1:40.477	32.384	34.173	33.920	297.5	24:30.018	23	2	3:35.581	2:16.839	40.351	38.391	206.9	1:03:14.514							
8	2	1:41.573	32.494	34.957	34.122	297.5	26:11.591	24	2	1:50.056	35.166	37.315	37.575	270.7	1:05:04.570							
9	2	1:40.759	32.690	34.218	33.851	298.3	27:52.350	25	2	1:52.974	35.302	39.512	38.160	270.7	1:06:57.544							
10	2	1:46.118 B	32.596	34.038	39.484	298.3	29:38.468	26	2	1:50.217	35.499	37.204	37.514	270.7	1:08:47.761							
11	2	6:18.118	5:07.340	35.039	35.739	224.1	35:56.586	27	2	1:52.742	36.578	38.100	38.064	263.4	1:10:40.503							
12	2	1:41.937	32.753	34.971	34.213	293.5	37:38.523	28	2	2:33.794 B	34.975	37.505	1:21.314	270.0	1:13:14.297							
13	2	1:43.144	33.310	35.708	34.126	298.3	39:21.667	29	2	13:23.017	...	37.687	39.530	206.5	1:26:37.314							
14	2	1:40.850	32.514	34.226	34.110	296.7	41:02.517	30	2	1:50.339	35.105	37.336	37.898	269.3	1:28:27.653							
15	2	1:47.511 B	32.472	35.120	39.919	296.7	42:50.028	31	2	1:50.156	34.892	37.098	38.166	269.3	1:30:17.809							
16	2	5:33.363	4:23.844	34.872	34.647	225.9	48:23.391	32	2	1:52.873	35.189	39.629	38.055	271.4	1:32:10.682							
17	2	1:42.329	32.603	35.358	34.368	296.7	50:05.720	33	2	1:57.368 B	35.993	37.442	43.933	270.0	1:34:08.050							
18	2	1:41.115	32.497	34.528	34.090	298.3	51:46.835	34	2	6:07.934 B	3:33.633	58.349	1:35.952	206.5	1:40:15.984							
19	2	1:48.322 B	33.067	35.117	40.138	298.3	53:35.157	35	2	8:09.274	6:53.587	37.800	37.887	191.2	1:48:25.258							
20	2	4:27.755	3:14.429	35.888	37.438	220.9	58:02.912	36	2	1:49.818	35.118	37.137	37.563	266.7	1:50:15.076							
21	2	1:42.974	32.800	35.431	34.743	297.5	59:45.886	37	2	1:50.206	35.703	37.028	37.475	266.7	1:52:05.282							
22	2	1:49.517 B	32.810	35.026	41.681	293.5	1:01:35.403	38	2	1:51.709	35.264	37.210	39.235	267.3	1:53:56.991							
23	1	25:07.309	...	39.200	36.780	175.3	1:26:42.712	39	2	2:01.752 B	35.239	37.087	49.426	266.7	1:55:58.743							
24	1	1:47.593	33.784	37.748	36.061	274.8	1:28:30.305	95 TF Sport Aston Martin Vantage AMR														
25	1	1:45.995	33.448	36.121	36.426	266.0	1:30:16.300	1. John HARTSHORNE 3. Oliver HANCOCK LMGT2														
26	1	1:47.921	33.388	37.299	37.234	282.0	1:32:04.221	2. Ross GUNN														
27	1	1:45.183	33.023	36.110	36.050	288.8	1:33:49.404	1	3	2:26.640	1:06.353	41.016	39.271	173.6	2:26.640							
28	1	1:45.386	33.335	36.360	35.691	285.0	1:35:34.790	2	3	1:55.286	35.848	39.778	39.660	236.3	4:21.926							
29	1	1:47.254	33.103	36.606	37.545	293.5	1:37:22.044	3	3	2:24.099 B	35.777	37.784	1:10.538	260.9	6:46.025							
30	1	3:01.440 B	33.780	47.986	1:39.674	272.0	1:40:23.484	4	3	10:33.142	9:16.242	38.529	38.371	206.9	17:19.167							
31	1	7:51.774 B	6:27.426	37.992	46.356	209.7	1:48:15.258	5	3	1:50.519	35.236	37.344	37.939	263.4	19:09.686							
93 Proton Competition Porsche 911 RSR - 19																						
1. Michael FASSBENDER 3. Richard LIETZ LMGT2																						
2. Felipe LASER																						
1	1	2:49.123	1:22.102	46.052	40.969	175.0	2:49.123	6	3	1:50.311	34.962	37.695	37.654	268.0	20:59.997							
2	1	1:53.846	35.929	38.938	38.979	261.5	4:42.969	7	3	1:49.864	34.837	37.489	37.538	266.7	22:49.861							
3	1	2:43.006 B	35.639	41.741	1:25.626	266.0	7:25.975	8	3	2:01.385 B	38.482	37.624	45.279	270.7	24:51.246							
4	1	9:20.439	8:00.246	40.005	40.188	194.2	16:46.414	9	1	4:20.150	3:00.628	40.320	39.202	208.1	29:11.396							
5	1	1:53.160	35.623	38.579	38.958	266.7	18:39.574	10	1	1:55.651	36.570	39.122	39.959	266.0	31:07.047							
6	1	1:53.561	35.999	38.807	38.755	250.0	20:33.135	11	1	1:53.502	35.453	38.738	39.311	267.3	33:00.549							
7	1	1:54.402	35.276	38.988	40.138	269.3	22:27.537	12	1	1:55.183	35.461	39.841	39.881	268.0	34:55.732							
8	1	1:53.451	35.558	38.744	39.149	265.4	24:20.988	13	1	1:54.072	35.983	38.876	39.213	252.9	36:49.804							
9	1	1:53.246	35.463	39.128	38.655	268.0	26:14.234	14	1	1:54.362	36.372	39.073	38.917	235.3	38:44.166							
10	1	1:53.242	35.711	38.819	38.712	267.3	28:07.476	15	1	2:08.028	35.679	39.105	53.244	268.7	40:52.194							
11	1	1:52.903	35.251	39.014	38.638	268.0	30:00.379	16	1	1:54.380	35.987	39.626	38.767	257.1	42:46.574							
								17								1	1:53.033	35.545	38.447	39.041	268.0	44:39.607
								18								1	1:54.922	35.955	39.313	39.654	255.3	46:34.529
								19								1	2:02.074 B	35.480	39.286	47.308	262.1	48:36.603
								20								2	4:36.547	3:19.892	38.831	37.824	208.5	53:13.150
								21								2	1:49.450	34.842	37.325	37.283	270.0	55:02.600
								22								2	1:49.120	34.665	37.096	37.359	270.7	56:51.720





ELMS Collective Test Day
4 Hours of Monza
Afternoon Test

Sector Analysis

Lap under Red Flag Invalidated Lap Personal Best Session Best B Crossing the pit lane

Lap	D	Time	Sector 1	Sector 2	Sector 3	T. Spd	Elapsed	Lap	D	Time	Sector 1	Sector 2	Sector 3	T. Spd	Elapsed
23	2	1:49.782	34.766	37.242	37.774	269.3	58:41.502								
24	2	1:57.903 B	35.583	38.185	44.135	272.0	1:00:39.405								
25	2	9:26.641	8:10.817	37.933	37.891	206.9	1:10:06.046								
26	2	2:09.591 B	34.888	37.368	57.335	270.7	1:12:15.637								
27	3	16:18.256	...	39.734	38.060	200.0	1:28:33.893								
28	3	1:49.611	34.977	37.178	37.456	267.3	1:30:23.504								
29	3	1:51.617	34.846	38.517	38.254	268.0	1:32:15.121								
30	3	1:49.231	34.814	37.195	37.222	267.3	1:34:04.352								
31	3	1:49.147	34.826	37.078	37.243	268.7	1:35:53.499								
32	3	1:58.645 B	34.869	38.065	45.711	268.7	1:37:52.144								
33	1	10:52.350	9:25.368	42.823	44.159	150.2	1:48:44.494								
34	1	2:02.731	38.890	41.588	42.253	223.6	1:50:47.225								
35	1	1:59.096	36.887	40.670	41.539	233.8	1:52:46.321								
36	1	1:59.987	36.950	40.981	42.056	244.3	1:54:46.308								
37	1	2:14.092 B	38.806	42.976	52.310	211.8	1:57:00.400								

