

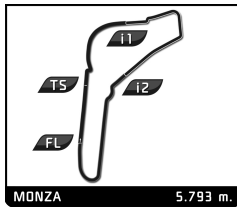
**EUROPEAN LE MANS SERIES**  
4 Hours of Monza  
Free Practice 1

Sector Analysis

Lap under Red Flag    Invalidated Lap    Personal Best    Session Best    Crossing the pit lane

Lap	D	Time	Sector 1	Sector 2	Sector 3	T. Spd	Elapsed	Lap	D	Time	Sector 1	Sector 2	Sector 3	T. Spd	Elapsed	
<b>2</b>		<b>United Autosports</b>		Ligier JS P320 - Nissan												
		1.Wayne BOYD		3.Edouard CAUHAUPE		LMP3										
		2.Robert WHELDON														
1	1	5:45.278	4:23.031	42.371	39.876	208.1	5:45.278	23	1	2:01.543	B	35.333	40.089	46.121	270.0	52:25.781
2	1	1:44.396	33.971	35.259	<b>35.166</b>	276.2	7:29.674	24	1	3:47.037		2:30.219	38.578	38.240	210.1	56:12.818
3	1	1:44.110	33.777	35.105	35.228	274.1	9:13.784	25	1	1:51.226		34.949	38.143	38.134	272.0	58:04.044
4	1	<b>1:43.999</b>	33.764	<b>35.005</b>	35.230	274.8	10:57.783	26	1	1:52.000		35.347	38.451	38.202	270.7	59:56.044
5	1	1:45.738	<b>33.685</b>	35.129	36.924	275.5	12:43.521	27	1	<b>3:55.730</b>	B	59.055	1:25.461	1:31.214	273.4	1:03:51.774
6	1	1:53.134	B	33.731	35.185	44.218	276.2	28	3	14:08.496		...	37.758	37.505	187.2	1:18:00.270
7	2	5:57.339	4:44.643	36.403	36.293	210.9	20:33.994	29	3	1:49.204		34.935	37.473	36.796	269.3	1:19:49.474
8	2	1:46.732	34.413	36.213	36.106	272.7	22:20.726	30	3	1:47.395		34.539	36.459	36.397	270.7	1:21:36.869
9	2	1:47.428	34.765	36.372	36.291	274.1	24:08.154	31	3	<b>2:01.700</b>	B	34.176	36.591	50.933	272.7	1:23:38.569
10	2	1:46.528	34.315	36.016	36.197	272.0	25:54.682									
11	2	1:46.338	34.187	35.993	36.158	276.9	27:41.020									
12	2	1:46.811	34.315	36.370	36.126	274.8	29:27.831									
13	2	1:47.846	34.258	36.113	37.475	273.4	31:15.677									
14	2	1:53.673	B	34.343	36.246	43.084	274.8									
15	3	3:31.693	2:17.908	36.935	36.850	208.5	36:41.043									
16	3	1:48.317	34.860	36.938	36.519	272.7	38:29.360									
17	3	1:47.557	34.535	36.693	36.329	273.4	40:16.917									
18	3	1:47.126	34.207	36.187	36.732	273.4	42:04.043									
19	3	1:47.017	34.334	36.131	36.552	276.2	43:51.060									
20	3	1:53.010	39.025	37.293	36.692	274.8	45:44.070									
21	3	1:51.807	36.722	37.812	37.273	259.6	47:35.877									
22	3	1:53.538	B	34.989	36.099	42.450	273.4									
23	2	5:19.103	4:05.734	36.694	36.675	213.9	54:48.518									
24	2	1:47.255	34.464	36.215	36.576	274.1	56:35.773									
25	2	1:55.122	B	34.487	37.236	43.399	273.4									
<b>3</b>		<b>United Autosports</b>		Ligier JS P320 - Nissan												
		1.James MCGUIRE		3.Andrew BENTLEY		LMP3										
		2.Duncan TAPPY														
1	2	4:46.546	3:30.056	39.429	37.061	197.1	4:46.546									
2	2	1:45.021	34.153	35.363	35.505	274.1	6:31.567									
3	2	1:44.358	<b>33.777</b>	35.194	35.387	275.5	8:15.925									
4	2	1:44.571	34.067	35.171	<b>35.333</b>	274.8	10:00.496									
5	2	<b>1:44.322</b>	33.818	<b>35.161</b>	35.343	275.5	11:44.818									
6	2	1:58.905	35.043	42.406	41.456	270.7	13:43.723									
7	2	1:44.711	33.819	35.388	35.504	274.1	15:28.434									
8	2	1:52.668	B	33.821	35.514	43.333	276.2									
9	2	7:06.723	5:53.458	36.653	36.612	168.7	24:27.825									
10	2	1:47.483	34.704	36.442	36.337	268.7	26:15.308									
11	2	1:46.664	34.400	36.063	36.201	273.4	28:01.972									
12	2	1:46.908	34.223	36.387	36.298	273.4	29:48.880									
13	2	1:46.938	34.430	36.238	36.270	274.1	31:35.818									
14	2	1:47.236	34.619	36.276	36.341	254.1	33:23.054									
15	2	1:54.765	B	35.676	36.351	42.738	276.9									
16	1	3:54.735	2:36.532	38.576	39.627	169.3	39:12.554									
17	1	1:53.092	35.337	39.453	38.302	271.4	41:05.646									
18	1	1:50.967	35.079	37.786	38.102	269.3	42:56.613									
19	1	1:51.190	35.345	37.666	38.179	270.0	44:47.803									
20	1	1:51.343	35.259	38.053	38.031	272.0	46:39.146									
21	1	1:52.198	35.482	38.338	38.378	274.1	48:31.344									
22	1	1:52.894	35.295	38.164	39.435	272.0	50:24.238									
<b>4</b>		<b>DKR Engineering</b>		Duqueine M30 - D08 - Nissan												
		1.Laurents HERR				LMP3										
		2.Mathieu DE BARBUAT														
1	1	17:38.465	...	35.980	36.459	213.9	17:38.465									
2	1	1:45.007	33.922	35.346	35.739	274.1	19:23.472									
3	1	<b>1:43.683</b>	33.532	35.212	<b>34.939</b>	278.4	21:07.155									
4	1	1:43.715	<b>33.473</b>	<b>34.952</b>	35.290	277.6	22:50.870									
5	1	1:51.364	B	33.811	35.631	41.922	277.6									
6	1	9:29.365	8:15.878	35.906	37.581	216.4	34:11.599									
7	1	1:44.537	33.778	35.489	35.270	276.9	35:56.136									
8	1	1:52.609	B	34.911	36.514	41.184	250.6									
9	1	3:59.704	2:48.731	35.532	35.441	204.9	41:48.449									
10	1	1:46.155	34.743	35.987	35.425	276.9	43:34.604									
11	1	1:43.926	33.637	35.202	35.087	277.6	45:18.530									
12	1	1:52.948	B	34.230	36.132	42.586	273.4									
13	1	6:40.175	5:27.008	36.314	36.853	215.1	53:51.653									
14	1	1:45.326	34.119	35.596	35.611	272.7	55:36.979									
15	1	1:51.263	B	33.888	35.318	42.057	275.5									
16	1	<b>5:35.246</b>	B	2:36.965	1:24.217	1:34.064	181.2									
17	2	15:18.204	...	38.647	38.156	179.1	1:18:21.692									
18	2	1:48.292	35.147	36.609	36.536	268.0	1:20:09.984									
19	2	1:46.943	34.485	36.189	36.269	270.7	1:21:56.927									
20	2	<b>2:06.947</b>	B	34.543	36.074	56.330	272.7									
<b>5</b>		<b>MV2S Racing</b>		Ligier JS P320 - Nissan												
		1.Christophe CRESP		3.Adrien CHILA		LMP3										
		2.Fabien LAVERGNE														
1	2	5:40.584	4:23.289	38.450	38.845	204.9	5:40.584									
2	2	1:45.399	34.157	35.415	35.827	273.4	7:25.983									
3	2	<b>1:44.625</b>	<b>33.661</b>	<b>35.237</b>	35.727	276.2	9:10.608									
4	2	1:44.775	33.771	35.306	35.698	276.2	10:55.383									
5	2	1:45.354	33.806	35.641	35.907	276.2	12:40.737									
6	2	1:44.781	33.914	35.322	<b>35.545</b>	276.2	14:25.518									
7	2	1:44.882	33.761	35.344	35.777	276.9	16:10.400									
8	2	1:53.782	B	34.014	36.689	43.079	275.5									
9	1	6:22.547	5:05.974	37.681	38.892	212.6	24:26.729									
10	1	1:50.014	35.211	37.783	37.020	275.5	26:16.743									
11	1	1:48.717	34.545	37.091	37.081	276.9	28:05.460									
12	1	1:49.037	34.716	37.446	36.875	274.8	29:54.497									
13	1	1:49.246	34.674	37.435	37.137	276.2	31:43.743									
14	1	1:49.686	34.768	37.293	37.625	276.9	33:33.429									
15	1	1:50.261	34.776	38.326	37.159	274.8	35:23.690									
16	1	1:48.744	34.426	37.139	37.179	276.2	37:12.434									
17	1	1:50.762	34.755	37.422	38.585	275.5	39:03.196									
18	1	1:56.188	B	34.809	37.522	43.857	275.5									





**EUROPEAN LE MANS SERIES**  
4 Hours of Monza  
Free Practice 1

Sector Analysis

Lap under Red Flag   Invalidated Lap   Personal Best   Session Best   Crossing the pit lane

Lap	D	Time	Sector 1	Sector 2	Sector 3	T. Spd	Elapsed	Lap	D	Time	Sector 1	Sector 2	Sector 3	T. Spd	Elapsed
19	3	4:11.721	2:57.237	37.251	37.233	214.3	45:11.105	10	1	1:50.714	34.922	38.443	37.349	272.7	22:43.753
20	3	1:48.762	34.744	37.222	36.796	274.8	46:59.867	11	1	1:49.654	34.907	37.688	37.059	276.9	24:33.407
21	3	1:55.761 B	34.649	37.320	43.792	277.6	48:55.628	12	1	1:49.128	34.835	37.328	36.965	274.1	26:22.535
22	3	5:39.370	4:23.830	38.724	36.816	213.4	54:34.998	13	1	1:48.624	34.663	36.990	36.971	276.2	28:11.159
23	3	1:49.651	34.988	37.427	37.236	272.7	56:24.649	14	1	1:58.371 B	35.446	38.014	44.911	272.7	30:09.530
24	3	1:50.186	34.827	38.000	37.359	273.4	58:14.835	15	1	4:05.269	2:50.581	37.379	37.309	209.3	34:14.799
25	3	1:49.493	34.764	37.262	37.467	276.2	1:00:04.328	16	1	1:49.758	34.609	37.727	37.422	274.8	36:04.557
26	3	3:51.845 B	1:14.627	1:12.916	1:24.302	80.1	1:03:56.173	17	1	1:57.753 B	34.750	37.281	45.722	276.2	38:02.310
27	3	15:43.780	...	37.801	37.618	211.8	1:19:39.953	18	2	40:22.296	...	38.891	38.769	180.3	1:18:24.606
28	3	1:50.964	34.840	37.444	38.680	270.7	1:21:30.917	19	2	1:53.980	36.830	38.845	38.305	207.3	1:20:18.586
29	3	2:06.542 B	34.762	37.102	54.678	274.8	1:23:37.459	20	2	2:03.317 B	37.024	39.216	47.077	210.5	1:22:21.903

<b>6</b>	<b>Nielsen Racing</b>	Ligier JS P320 - Nissan	
	1.Nicholas ADCOCK 2.Austin MCCUSKER	3.Max KOEBOLT	LMP3

1	1	3:07.041	1:52.144	37.609	37.288	206.5	3:07.041
2	1	1:46.832	34.494	36.226	36.112	271.4	4:53.873
3	1	1:46.308	34.289	36.028	35.991	274.1	6:40.181
4	1	1:47.746	33.992	37.444	36.310	278.4	8:27.927
5	1	1:47.170	34.385	36.292	36.493	280.5	10:15.097
6	1	1:46.750	34.262	36.127	36.361	274.8	12:01.847
7	1	1:46.125	34.204	35.935	35.986	273.4	13:47.972
8	1	1:45.763	33.990	35.948	35.825	272.0	15:33.735
9	1	1:46.341	34.343	35.837	36.161	274.8	17:20.076
10	1	1:53.496 B	34.139	36.156	43.201	276.2	19:13.572
11	3	3:54.666	2:41.630	36.586	36.450	195.3	23:08.238
12	3	1:48.382	34.658	36.157	37.567	272.7	24:56.620
13	3	1:47.346	34.435	36.616	36.295	274.8	26:43.966
14	3	1:47.068	34.419	36.424	36.225	274.1	28:31.034
15	3	1:47.253	34.658	36.326	36.269	274.1	30:18.287
16	3	2:06.583 B	39.878	40.567	46.138	274.1	32:24.870
17	3	14:01.934	...	37.447	36.619	213.9	46:26.804
18	3	1:50.790	38.112	36.380	36.298	274.1	48:17.594
19	3	1:47.738	34.938	36.480	36.320	264.1	50:05.332
20	3	1:53.415 B	34.792	36.668	41.955	275.5	51:58.747
21	1	4:25.196	3:07.733	39.273	38.190	155.2	56:23.943
22	1	1:52.825	34.932	39.700	38.193	273.4	58:16.768
23	1	1:49.636	34.907	37.251	37.478	273.4	1:00:06.404
24	1	4:21.200 B	1:19.798	1:25.644	1:35.758	70.2	1:04:27.604
25	1	16:32.303	...	39.101	38.065	181.8	1:20:59.907
26	1	1:50.359	35.115	37.552	37.692	266.7	1:22:50.266
27	1	3:16.960 B	34.871	1:06.583	1:35.506	272.7	1:26:07.226

<b>7</b>	<b>Nielsen Racing</b>	Ligier JS P320 - Nissan	
	1.Anthony WELLS 2.Colin NOBLE		LMP3

1	2	2:45.434	1:33.042	36.369	36.023	212.6	2:45.434
2	2	1:45.819	34.216	35.643	35.960	272.0	4:31.253
3	2	1:45.065	34.113	35.414	35.538	274.8	6:16.318
4	2	1:44.670	33.864	35.421	35.385	275.5	8:00.988
5	2	1:46.359	33.989	36.361	36.009	276.9	9:47.347
6	2	1:46.731	34.014	36.307	36.410	274.8	11:34.078
7	2	1:45.937	34.333	35.621	35.983	275.5	13:20.015
8	2	1:54.275 B	34.770	36.088	43.417	274.1	15:14.290
9	1	5:38.749	4:22.146	38.483	38.120	162.4	20:53.039

<b>8</b>	<b>Graff</b>	Ligier JS P320 - Nissan	
	1.Eric TROUILLET 2.Sébastien PAGE	3.David DROUX	LMP3

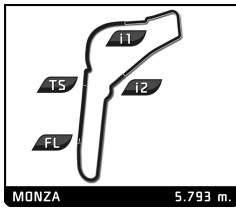
1	3	2:05.174	49.500	37.618	38.056	170.3	2:05.174
2	3	1:46.032	34.467	35.570	35.995	274.1	3:51.206
3	3	1:45.165	33.895	35.713	35.557	279.1	5:36.371
4	3	1:44.602	34.046	35.199	35.357	276.2	7:20.973
5	3	1:44.370	33.871	35.096	35.403	277.6	9:05.343
6	3	1:51.652 B	33.969	35.808	41.875	277.6	10:56.995
7	1	5:35.462	4:20.948	37.570	36.944	213.0	16:32.457
8	1	1:50.039	36.063	37.264	36.712	251.7	18:22.496
9	1	1:47.354	34.407	36.486	36.461	273.4	20:09.850
10	1	1:46.869	34.343	36.264	36.262	274.1	21:56.719
11	1	1:46.815	34.164	36.182	36.469	274.8	23:43.534
12	1	1:47.758	34.305	36.455	36.998	278.4	25:31.292
13	1	1:46.886	34.083	36.257	36.546	279.1	27:18.178
14	1	1:55.298 B	34.249	36.468	44.581	277.6	29:13.476
15	2	4:23.482	3:08.398	37.566	37.518	194.6	33:36.958
16	2	1:49.062	34.688	37.133	37.241	272.7	35:26.020
17	2	1:48.620	34.682	36.788	37.150	272.7	37:14.640
18	2	1:49.846	35.750	36.884	37.212	232.8	39:04.486
19	2	1:50.345	34.831	38.581	36.933	269.3	40:54.831
20	2	1:48.559	34.529	36.421	37.609	274.1	42:43.390
21	2	1:49.688	35.494	36.959	37.235	273.4	44:33.078
22	2	1:54.993 B	34.776	36.801	43.416	272.0	46:28.071
23	1	5:55.947	4:41.161	37.320	37.466	210.9	52:24.018
24	1	1:48.557	34.721	36.883	36.953	271.4	54:12.575
25	1	1:49.057	34.495	36.883	37.679	274.1	56:01.632
26	1	1:48.154	34.592	36.746	36.816	272.7	57:49.786
27	1	1:48.634	34.629	36.753	37.252	274.1	59:38.420
28	1	3:38.535 B	36.970	1:29.687	1:31.878	193.2	1:03:16.955
29	2	17:02.873	...	38.209	38.527	203.0	1:20:19.828
30	2	1:50.124	35.479	37.321	37.324	259.0	1:22:09.952
31	2	2:04.336 B	35.049	37.419	51.868	271.4	1:24:14.288

<b>9</b>	<b>Graff</b>	Ligier JS P320 - Nissan	
	1.Matthias KAISER 2.Rory PENTTINEN		LMP3

1	1	2:06.427	51.070	38.329	37.028	168.2	2:06.427
2	1	1:46.259	34.242	35.960	36.057	276.2	3:52.686
3	1	1:45.778	34.075	35.656	36.047	276.9	5:38.464
4	1	1:44.939	34.048	35.472	35.419	276.9	7:23.403
5	1	1:45.954	33.881	36.014	36.059	276.9	9:09.357







**EUROPEAN LE MANS SERIES**  
4 Hours of Monza  
Free Practice 1

Sector Analysis

Lap under Red Flag   Invalidated Lap   Personal Best   Session Best   Crossing the pit lane

Lap	D	Time	Sector 1	Sector 2	Sector 3	T. Spd	Elapsed	Lap	D	Time	Sector 1	Sector 2	Sector 3	T. Spd	Elapsed
10	2	1:49.595	35.527	36.704	37.364	238.4	33:25.160	4	3	1:44.476	33.856	35.325	35.295	277.6	8:21.061
11	2	1:47.685	34.424	36.402	36.859	276.2	35:12.845	5	3	1:44.371	33.837	35.205	35.329	276.9	10:05.432
12	2	1:47.797	34.250	36.625	36.922	276.9	37:00.642	6	3	1:45.172	34.024	35.477	35.671	279.1	11:50.604
13	2	1:50.529	34.325	36.389	39.815	276.9	38:51.171	7	3	1:52.195B	33.919	35.444	42.832	276.9	13:42.799
14	2	1:53.352B	34.327	36.315	42.710	275.5	40:44.523	8	3	3:04.874	1:52.841	36.075	35.958	214.3	16:47.673
15	2	13:22.100	...	38.022	37.629	132.4	54:06.623	9	3	1:46.229	34.397	35.964	35.868	278.4	18:33.902
16	2	1:50.284	34.855	38.341	37.088	268.0	55:56.907	10	3	1:46.844	34.217	36.580	36.047	276.9	20:20.746
17	2	1:49.090	34.593	37.271	37.226	271.4	57:45.997	11	3	1:45.967	34.040	35.966	35.961	277.6	22:06.713
18	2	1:48.099	34.673	36.632	36.794	271.4	59:34.096	12	3	1:48.111	35.899	36.191	36.021	276.9	23:54.824
19	2	3:35.827B	34.693	1:26.451	1:34.683	272.7	1:03:09.923	13	3	1:46.903	34.239	36.207	36.457	279.1	25:41.727
20	1	15:53.772	...	37.798	37.383	205.3	1:19:03.695	14	3	1:46.904	34.128	36.035	36.741	281.2	27:28.631
21	1	1:48.798	35.272	36.786	36.740	249.4	1:20:52.493	15	3	1:52.580B	34.118	35.964	42.498	283.5	29:21.211
22	1	1:48.058	34.852	36.511	36.695	274.1	1:22:40.551	16	1	3:44.697	2:30.283	37.324	37.090	206.1	33:05.908
23	1	3:17.852B	34.656	1:03.809	1:39.387	270.7	1:25:58.403	17	1	1:48.280	34.742	36.694	36.844	274.1	34:54.188

**14** Inter Europol Competition   Ligier JS P320 - Nissan  
1. Erwin CREED   3. Mateusz KAPRZYK   LMP3  
2. Marius ZUG

1	3	2:21.320	1:03.067	37.802	40.451	179.4	2:21.320
2	3	1:46.981	34.419	35.716	36.846	272.7	4:08.301
3	3	1:47.393	34.234	36.774	36.385	275.5	5:55.694
4	3	1:45.463	34.475	35.384	35.604	272.7	7:41.157
5	3	1:45.222	34.041	35.499	35.682	273.4	9:26.379
6	3	1:51.944B	34.042	35.670	42.232	279.1	11:18.323
7	2	4:24.090	3:08.638	37.966	37.486	213.4	15:42.413
8	2	1:46.885	34.416	36.074	36.395	271.4	17:29.298
9	2	1:46.341	34.154	35.770	36.417	274.1	19:15.639
10	2	1:45.917	34.145	35.725	36.047	273.4	21:01.556
11	2	1:46.026	33.988	35.882	36.156	275.5	22:47.582
12	2	1:52.414B	34.052	35.954	42.408	277.6	24:39.996
13	2	9:01.220	7:45.415	36.569	39.236	210.9	33:41.216
14	2	1:47.437	34.546	36.504	36.387	274.8	35:28.653
15	2	1:49.435	34.487	35.966	38.982	275.5	37:18.088
16	2	1:47.755	35.072	36.159	36.524	274.1	39:05.843
17	2	1:47.437	34.113	36.735	36.589	278.4	40:53.280
18	2	1:46.395	34.100	36.013	36.282	274.8	42:39.675
19	2	1:53.743B	34.362	35.981	43.400	274.8	44:33.418
20	3	4:04.946	2:46.650	40.516	37.780	186.2	48:38.364
21	3	1:51.294	34.221	36.101	40.972	276.2	50:29.658
22	3	1:48.054	34.327	36.025	37.702	275.5	52:17.712
23	3	1:46.841	34.313	36.029	36.499	273.4	54:04.553
24	3	1:49.567	34.911	37.571	37.085	268.7	55:54.120
25	3	1:52.639B	34.462	36.067	42.110	275.5	57:46.759
26	3	20:19.185	...	37.830	38.010	212.2	1:18:05.944
27	3	1:47.544	34.436	35.923	37.185	271.4	1:19:53.488
28	3	1:47.570	34.646	36.154	36.770	273.4	1:21:41.058
29	3	1:55.082	34.816	37.397	42.869	269.3	1:23:36.140
30	3	4:14.863B	1:17.723	1:22.157	1:34.983	79.5	1:27:51.003

**15** RLR M Sport   Ligier JS P320 - Nissan  
1. Michael BENHAM   3. Malthe JAKOBSEN   LMP3  
2. Alex KAPADIA

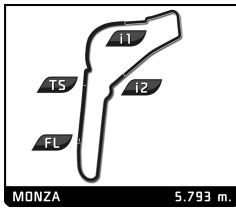
1	3	3:05.383	1:52.707	36.730	35.946	212.6	3:05.383
2	3	1:45.160	33.973	35.750	35.437	273.4	4:50.543
3	3	1:46.042	33.913	36.673	35.456	278.4	6:36.585

18	1	1:47.766	34.434	36.569	36.763	275.5	36:41.954
19	1	1:49.413	35.407	36.871	37.135	270.0	38:31.367
20	1	1:48.449	34.540	37.164	36.745	274.8	40:19.816
21	1	1:48.945	34.522	36.591	37.832	275.5	42:08.761
22	1	1:48.228	34.579	36.629	37.020	276.2	43:56.989
23	1	1:58.087B	34.642	40.345	43.100	274.8	45:55.076
24	1	3:33.235	2:19.440	36.958	36.837	213.4	49:28.311
25	1	1:50.640	34.618	38.759	37.263	272.0	51:18.951
26	1	1:48.101	34.574	36.805	36.722	272.0	53:07.052
27	1	1:50.164	36.489	36.835	36.840	274.1	54:57.216
28	1	1:47.785	34.375	36.646	36.764	276.9	56:45.001
29	1	1:47.860	34.416	36.692	36.752	276.2	58:32.861
30	1	1:57.490B	34.555	36.480	46.455	274.8	1:00:30.351
31	2	18:49.368	...	38.324	37.850	193.9	1:19:19.719
32	2	1:49.383	34.568	37.277	37.538	270.7	1:21:09.102
33	2	2:02.921B	34.176	36.730	52.015	276.2	1:23:12.023

**17** IDEC Sport   Oreca 07 - Gibson  
1. Dwight MERRIMAN   3. Ryan DALZIEL   LMP2/P A  
2. Kyle TILLEY

1	3	2:21.265	1:04.005	37.399	39.861	176.5	2:21.265
2	3	1:43.199	32.414	36.320	34.465	291.1	4:04.464
3	3	1:40.818	32.376	34.431	34.011	295.9	5:45.282
4	3	1:39.592	32.303	33.937	33.352	296.7	7:24.874
5	3	1:40.713	32.321	34.560	33.832	296.7	9:05.587
6	3	1:41.096	32.359	34.711	34.026	297.5	10:46.683
7	3	1:49.756B	32.225	35.952	41.579	296.7	12:36.439
8	3	10:49.539	9:39.852	35.053	34.634	213.9	23:25.978
9	3	1:41.711	33.015	34.567	34.129	294.3	25:07.689
10	3	1:42.851	33.036	34.527	35.288	291.1	26:50.540
11	3	1:41.127	32.413	34.408	34.306	296.7	28:31.667
12	3	1:48.917B	32.547	34.320	42.050	288.0	30:20.584
13	2	3:11.110	2:00.973	35.354	34.783	198.5	33:31.694
14	2	2:17.317B	33.056	1:01.883	42.378	290.3	35:49.011
15	2	4:54.269	3:43.995	35.381	34.893	209.3	40:43.280
16	2	1:43.226	32.704	35.120	35.402	294.3	42:26.506
17	2	1:41.729	32.677	34.567	34.485	290.3	44:08.235
18	2	1:42.486	32.887	35.393	34.206	288.8	45:50.721
19	2	1:43.341	32.928	35.483	34.930	287.2	47:34.062
20	2	1:41.527	32.653	34.911	33.963	293.5	49:15.589





**EUROPEAN LE MANS SERIES**  
4 Hours of Monza  
Free Practice 1

Sector Analysis

Lap under Red Flag   Invalidated Lap   Personal Best   Session Best   Crossing the pit lane

Lap	D	Time	Sector 1	Sector 2	Sector 3	T. Spd	Elapsed	Lap	D	Time	Sector 1	Sector 2	Sector 3	T. Spd	Elapsed
21	2	1:44.508	33.330	36.233	34.945	294.3	51:00.097	15	1	1:48.794	34.956	37.138	36.700	272.7	28:43.681
22	2	1:42.199	32.774	34.788	34.637	290.3	52:42.296	16	1	1:48.050	34.869	36.865	36.316	271.4	30:31.731
23	2	1:56.570	37.513	35.860	43.197	290.3	54:38.866	17	1	1:47.637	34.925	36.305	36.407	259.6	32:19.368
24	1	3:43.844	2:30.175	37.557	36.112	196.0	58:22.710	18	1	1:56.043	34.527	36.234	45.282	273.4	34:15.411
25	1	<b>1:46.815</b>	33.940	36.990	35.885	276.2	1:00:09.525	19	2	10:07.288	8:52.722	37.423	37.143	211.4	44:22.699
26	1	<b>4:22.346</b>	1:18.507	1:27.374	1:36.465	79.8	1:04:31.871	20	2	1:48.649	34.825	37.087	36.737	268.7	46:11.348
27	1	14:12.735	...	39.315	37.898	206.1	1:18:44.606	21	2	1:47.211	34.521	36.277	36.413	271.4	47:58.559
28	1	1:46.509	33.687	36.615	36.207	279.8	1:20:31.115	22	2	1:56.482	34.468	39.146	42.868	271.4	49:55.041
29	1	2:04.589	33.141	36.781	54.667	290.3	1:22:35.704	23	2	<b>13:22.862</b>	...	1:29.662	1:29.982	211.4	1:03:17.903

**18** **1 AIM Villorba Corse** Ligier JS P320 - Nissan  
1. Alessandro BRESSAN LMP3  
2. Andreas LASKARATOS 3. Damiano FIORAVANTI

1	1	5:14.440	3:58.481	37.264	38.695	209.7	5:14.440
2	1	2:10.081	34.444	43.956	51.681	273.4	7:24.521
3	1	18:15.693	...	37.128	36.176	191.8	25:40.214
4	1	1:46.180	34.533	35.801	<b>35.846</b>	275.5	27:26.394
5	1	1:46.699	34.325	36.065	36.309	273.4	29:13.093
6	1	1:53.702	34.603	36.732	42.367	272.7	31:06.795
7	1	4:28.043	3:09.706	36.581	41.756	213.9	35:34.838
8	1	1:47.129	34.388	36.499	36.242	276.9	37:21.967
9	1	1:49.649	34.900	36.533	38.216	267.3	39:11.616
10	1	<b>1:46.132</b>	<b>34.199</b>	<b>35.729</b>	36.204	274.8	40:57.748
11	1	1:46.316	34.245	35.878	36.193	274.8	42:44.064
12	1	1:57.648	35.864	42.662	39.122	277.6	44:41.712
13	1	1:46.305	34.236	36.027	36.042	278.4	46:28.017
14	1	1:52.456	34.527	35.882	42.047	274.1	48:20.473
15	1	4:37.879	3:24.107	36.617	37.155	209.3	52:58.352
16	1	1:47.762	34.835	36.387	36.540	272.0	54:46.114
17	1	1:47.302	34.601	36.215	36.486	272.7	56:33.416
18	1	1:47.407	34.481	36.580	36.346	274.1	58:20.823
19	1	<b>1:47.605</b>	34.426	36.301	36.878	273.4	1:00:08.428
20	1	<b>4:21.608</b>	1:18.774	1:26.854	1:35.980	67.7	1:04:30.036
21	3	14:10.078	...	37.407	37.201	210.5	1:18:40.114
22	3	1:48.842	34.719	37.628	36.495	271.4	1:20:28.956
23	3	1:47.526	34.541	36.404	36.581	274.1	1:22:16.482
24	3	<b>2:33.007</b>	34.530	36.222	1:22.255	274.8	1:24:49.489

**19** **COOL Racing** Ligier JS P320 - Nissan  
1. Nicolas MAULINI LMP3  
2. Matthew BELL 3. Niklas KRUEITEN

1	3	1:59.367	44.485	38.694	36.188	175.6	1:59.367
2	3	1:47.531	34.668	36.402	36.461	259.6	3:46.898
3	3	1:46.382	34.419	35.552	36.411	264.1	5:33.280
4	3	1:45.180	34.148	35.537	35.495	274.8	7:18.460
5	3	<b>1:45.048</b>	34.030	35.582	<b>35.436</b>	272.7	9:03.508
6	3	1:45.232	34.053	<b>35.394</b>	35.785	273.4	10:48.740
7	3	1:45.126	<b>33.994</b>	35.570	35.562	274.8	12:33.866
8	3	1:53.454	34.114	36.435	42.905	275.5	14:27.320
9	1	3:30.534	2:16.016	37.488	37.030	193.5	17:57.854
10	1	1:47.348	34.825	36.305	36.218	272.0	19:45.202
11	1	1:46.945	34.624	36.143	36.178	271.4	21:32.147
12	1	1:47.346	34.810	36.085	36.451	266.7	23:19.493
13	1	1:48.076	34.514	36.287	37.275	274.8	25:07.569
14	1	1:47.318	34.745	36.099	36.474	264.7	26:54.887

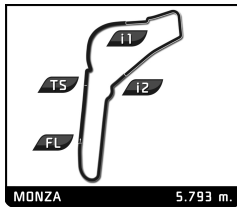
**20** **Team Virage** Ligier JS P320 - Nissan  
1. Rob HODES LMP3  
2. Garrett GRIST 3. Charles CREWS

1	2	18:16.740	...	37.282	36.804	160.2	18:16.740
2	2	1:45.604	34.067	35.528	36.009	271.4	20:02.344
3	2	1:46.788	33.786	35.318	37.684	276.2	21:49.132
4	2	1:44.317	33.642	35.228	35.447	277.6	23:33.449
5	2	1:44.177	<b>33.582</b>	35.225	35.370	276.9	25:17.626
6	2	1:52.432	37.148	39.199	36.085	226.9	27:10.058
7	2	<b>1:44.155</b>	33.582	<b>35.214</b>	<b>35.359</b>	277.6	28:54.213
8	2	1:53.799	33.860	35.828	44.111	277.6	30:48.012
9	3	4:53.840	3:39.428	36.616	37.796	213.9	35:41.852
10	3	1:46.041	34.146	35.907	35.988	276.2	37:27.893
11	3	1:45.959	34.115	35.729	36.115	276.2	39:13.852
12	3	1:47.512	34.725	36.835	35.952	281.2	41:01.364
13	3	1:46.648	34.131	36.178	36.339	275.5	42:48.012
14	3	1:47.677	34.051	36.750	36.876	276.9	44:35.689
15	3	1:47.096	34.477	36.415	36.204	277.6	46:22.785
16	3	1:51.771	34.219	35.848	41.704	276.2	48:14.556
17	1	4:56.583	3:40.549	38.022	38.012	199.3	53:11.139
18	1	1:48.991	34.655	37.364	36.972	273.4	55:00.130
19	1	1:48.610	34.591	37.243	36.776	274.1	56:48.740
20	1	1:49.535	34.519	37.240	37.776	274.1	58:38.275
21	1	<b>2:07.794</b>	34.628	36.831	56.335	273.4	1:00:46.069
22	1	17:18.126	...	38.570	38.258	197.8	1:18:04.195
23	1	1:49.160	34.824	37.117	37.219	271.4	1:19:53.355
24	1	1:49.629	35.171	37.207	37.251	270.0	1:21:42.984
25	1	<b>2:01.098</b>	34.833	37.471	48.794	257.8	1:23:44.082

**21** **DragonSpeed USA** Oreca 07 - Gibson  
1. Henrik HEDMAN LMP2 P/A  
2. Ben HANLEY 3. Juan Pablo MONTOYA

1	2	1:59.551	48.892	35.873	34.786	163.6	1:59.551
2	2	1:39.937	32.571	33.949	33.417	291.9	3:39.488
3	2	1:40.678	32.454	33.865	34.359	299.2	5:20.166
4	2	<b>1:39.153</b>	32.078	33.867	<b>33.208</b>	300.0	6:59.319
5	2	1:46.743	32.053	33.786	40.904	295.1	8:46.062
6	2	11:19.045	...	36.566	33.831	197.4	20:05.107
7	2	1:41.084	32.166	34.348	34.570	299.2	21:46.191
8	2	1:40.068	<b>31.966</b>	<b>33.677</b>	34.425	300.0	23:26.259
9	2	1:39.667	32.241	33.769	33.657	298.3	25:05.926
10	2	1:46.018	32.021	33.741	40.256	300.8	26:51.944





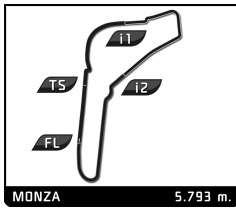
**EUROPEAN LE MANS SERIES**  
4 Hours of Monza  
Free Practice 1

Sector Analysis

Lap under Red Flag   Invalidated Lap   Personal Best   Session Best   B Crossing the pit lane

Lap	D	Time	Sector 1	Sector 2	Sector 3	T. Spd	Elapsed	Lap	D	Time	Sector 1	Sector 2	Sector 3	T. Spd	Elapsed
11	1	3:29.180	2:18.024	36.093	35.063	159.5	30:21.124	33	1	1:42.489	32.743	34.809	34.937	289.5	1:21:44.287
12	1	1:42.426	32.864	35.051	34.511	284.2	32:03.550	34	1	1:48.944	33.163	35.070	40.711	262.8	1:23:33.231
13	1	1:42.242	32.631	34.866	34.745	290.3	33:45.792	35	1	<b>4:08.738 B</b>	1:13.978	1:20.895	1:33.865	80.9	1:27:41.969
14	1	1:45.012	32.578	37.014	35.420	284.2	35:30.804	<b>24 Algarve Pro Racing</b> Oreca 07 - Gibson							
15	1	1:44.154	33.213	35.327	35.614	285.7	37:14.958	1.Diego MENCHACA      3.Richard BRADLEY      LMP2							
16	1	1:47.031	32.673	37.692	36.666	286.5	39:01.989	2.Ferdinand HABSBURG							
17	1	1:43.096	32.905	35.209	34.982	276.2	40:45.085	1	2	2:03.396	51.509	36.419	35.468	196.4	2:03.396
18	1	1:44.847	32.736	35.306	36.805	288.0	42:29.932	2	2	1:41.693	32.608	34.032	35.053	295.9	3:45.089
19	1	1:42.349	32.943	34.966	34.440	277.6	44:12.281	3	2	1:39.511	32.274	33.812	33.425	295.9	5:24.600
20	1	1:42.618	32.571	35.127	34.920	285.0	45:54.899	4	2	<b>1:39.108</b>	32.179	<b>33.638</b>	<b>33.291</b>	296.7	7:03.708
21	1	1:52.934 B	32.633	35.309	44.920	295.9	47:47.833	5	2	1:45.807 B	<b>32.131</b>	<b>33.640</b>	40.036	288.0	8:49.515
22	3	8:01.511	6:50.328	36.022	35.161	186.9	55:49.344	6	3	3:20.906	2:11.222	35.045	34.639	217.7	12:10.421
23	3	1:42.012	32.987	34.686	34.339	291.1	57:31.356	7	3	1:40.403	32.624	33.948	33.831	294.3	13:50.824
24	3	1:41.381	32.779	34.494	34.108	295.1	59:12.737	8	3	1:40.551	32.487	34.302	33.762	293.5	15:31.375
25	3	<b>3:10.626 B</b>	32.622	1:03.943	1:34.061	295.9	1:02:23.363	9	3	1:40.661	32.514	34.070	34.077	293.5	17:12.036
26	3	18:15.872	...	35.356	34.494	215.1	1:20:39.235	10	3	1:41.346	32.906	34.166	34.274	292.7	18:53.382
27	3	1:42.031	32.643	34.522	34.866	294.3	1:22:21.266	11	3	1:47.562 B	32.710	34.150	40.702	293.5	20:40.944
28	3	<b>2:36.711 B</b>	32.456	34.859	1:29.396	295.9	1:24:57.977	12	3	4:37.202	3:28.190	34.764	34.248	225.5	25:18.146
<b>22 United Autosports</b> Oreca 07 - Gibson								1.Phil HANSON      3.Tom GAMBLE      LMP2							
2.Jonathan ABERDEIN															
1	2	5:31.714	4:07.000	42.528	42.186	227.8	5:31.714	13	3	1:43.369	33.228	35.881	34.260	295.9	27:01.515
2	2	1:39.939	32.229	33.761	33.949	293.5	7:11.653	14	3	1:42.444	32.862	34.368	35.214	293.5	28:43.959
3	2	1:49.209	32.825	39.865	36.519	287.2	9:00.862	15	3	1:41.398	32.832	34.448	34.118	291.1	30:25.357
4	2	1:39.949	32.263	34.065	33.621	297.5	10:40.811	16	3	1:41.438	32.895	34.480	34.063	292.7	32:06.795
5	2	<b>1:38.536</b>	<b>31.992</b>	<b>33.407</b>	<b>33.137</b>	296.7	12:19.347	17	3	1:41.132	32.780	34.233	34.119	294.3	33:47.927
6	2	1:48.179 B	32.844	33.951	41.384	262.1	14:07.526	18	3	1:51.788 B	33.984	35.372	42.432	294.3	35:39.715
7	3	6:57.213	5:48.543	34.724	33.946	226.9	21:04.739	19	1	3:56.241	2:44.930	36.220	35.091	224.5	39:35.956
8	3	1:41.514	32.548	34.882	34.084	292.7	22:46.253	20	1	1:43.136	32.779	35.540	34.817	295.1	41:19.092
9	3	1:41.844	32.851	35.202	33.791	296.7	24:28.097	21	1	1:41.880	32.692	34.669	34.519	294.3	43:00.972
10	3	1:41.690	33.172	34.704	33.814	291.9	26:09.787	22	1	1:44.916	32.742	36.128	36.046	295.9	44:45.888
11	3	1:41.901	32.424	35.382	34.095	296.7	27:51.688	23	1	1:42.131	32.692	34.896	34.543	295.1	46:28.019
12	3	1:41.389	32.563	34.776	34.050	292.7	29:33.077	24	1	1:42.141	32.784	34.799	34.558	295.1	48:10.160
13	3	1:40.892	32.608	34.168	34.116	289.5	31:13.969	25	1	1:50.619 B	32.599	34.633	43.387	295.1	50:00.779
14	3	1:41.148	32.480	34.856	33.812	285.7	32:55.117	26	1	4:33.964	3:23.941	35.034	34.989	228.8	54:34.743
15	3	1:41.447	32.724	34.240	34.483	275.5	34:36.564	27	1	1:43.569	32.667	35.671	35.231	295.1	56:18.312
16	3	1:40.694	32.415	34.161	34.118	286.5	36:17.258	28	1	1:42.411	32.626	34.948	34.837	295.1	58:00.723
17	3	2:28.644	32.542	34.979	1:21.123	284.2	38:45.902	29	1	1:41.730	32.615	34.624	34.491	295.1	59:42.453
18	3	1:40.578	32.505	34.324	33.749	286.5	40:26.480	30	1	<b>3:37.220 B</b>	36.760	1:31.156	1:29.304	295.9	1:03:19.673
19	3	1:41.020	32.327	34.392	34.301	286.5	42:07.500	31	2	15:57.568	...	36.620	35.483	211.4	1:19:17.241
20	3	1:41.104	32.469	34.597	34.038	288.8	43:48.604	32	2	1:42.254	32.859	34.718	34.677	288.0	1:20:59.495
21	3	1:41.051	32.748	34.330	33.973	297.5	45:29.655	33	2	1:41.507	32.546	34.661	34.300	288.8	1:22:41.002
22	3	1:40.872	32.569	34.335	33.968	295.1	47:10.527	34	2	<b>3:11.203 B</b>	32.973	1:02.403	1:35.827	292.7	1:25:52.205
23	3	1:42.662	32.396	35.831	34.435	295.9	48:53.189	<b>25 G-Drive Racing</b> Aurus 01 - Gibson							
24	3	1:40.843	32.444	34.386	34.013	295.9	50:34.032	1.John FALB      3.Roberto MERHI      LMP2 P/A							
25	3	1:41.894	32.441	34.961	34.492	295.9	52:15.926	2.Rui ANDRADE							
26	3	1:41.733	33.017	34.566	34.150	280.5	53:57.659	1	3	2:05.332	53.779	36.041	35.512	163.6	2:05.332
27	3	1:41.461	32.413	34.629	34.419	295.1	55:39.120	2	3	1:40.196	32.491	33.903	33.802	293.5	3:45.528
28	3	1:41.280	32.462	34.556	34.262	295.9	57:20.400	3	3	1:44.091	32.979	35.875	35.237	285.7	5:29.619
29	3	1:40.842	32.398	34.245	34.199	295.1	59:01.242	4	3	1:41.727	32.336	<b>33.620</b>	35.771	295.9	7:11.346
30	3	<b>2:58.876 B</b>	32.750	52.695	1:33.431	295.1	1:02:00.118	5	3	1:41.083	32.443	35.119	33.521	294.3	8:52.429
31	1	16:14.827	...	37.017	36.763	171.2	1:18:14.945	6	3	<b>1:39.494</b>	32.420	<b>33.679</b>	<b>33.395</b>	293.5	10:31.923
32	1	1:46.853	32.826	37.890	36.137	292.7	1:20:01.798	7	3	1:40.239	32.363	33.685	34.191	294.3	12:12.162
								8	3	1:46.149 B	<b>32.309</b>	33.675	40.165	293.5	13:58.311
								9	3	3:42.161	2:31.496	35.834	34.831	205.3	17:40.472
								10	3	1:42.061	32.381	34.862	34.818	292.7	19:22.533





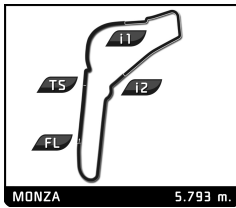
**EUROPEAN LE MANS SERIES**  
4 Hours of Monza  
Free Practice 1

Sector Analysis

Lap under Red Flag   Invalidated Lap   Personal Best   Session Best   B Crossing the pit lane

Lap	D	Time	Sector 1	Sector 2	Sector 3	T. Spd	Elapsed	Lap	D	Time	Sector 1	Sector 2	Sector 3	T. Spd	Elapsed
11	3	1:40.475	32.643	34.032	33.800	293.5	21:03.008	30	3	1:39.762	32.425	33.806	33.531	292.7	57:16.930
12	3	1:40.461	32.388	33.836	34.237	294.3	22:43.469	31	3	1:40.294	32.408	33.897	33.989	295.1	58:57.224
13	3	1:49.455 B	32.366	34.959	42.130	295.1	24:32.924	32	3	2:48.490 B	32.448	42.431	1:33.611	285.7	1:01:45.714
14	2	5:19.797	4:07.895	36.609	35.293	195.3	29:52.721	33	3	16:56.291	...	37.284	35.428	215.6	1:18:42.005
15	2	1:42.970	33.077	35.080	34.813	291.9	31:35.691	34	3	1:43.540	32.928	36.350	34.262	276.9	1:20:25.545
16	2	1:42.039	32.916	34.667	34.456	292.7	33:17.730	35	3	1:42.558	32.918	35.275	34.365	295.1	1:22:08.103
17	2	1:41.975	32.937	34.509	34.529	294.3	34:59.705	36	3	2:03.812 B	32.394	34.118	57.300	293.5	1:24:11.915
18	2	1:42.355	32.623	35.231	34.501	295.9	36:42.060	<b>28 IDEC Sport</b> Oreca 07 - Gibson LMP2							
19	2	1:43.098	33.880	34.899	34.319	258.4	38:25.158	1. Paul LAFARGUE 3. Patrick PILET							
20	2	1:41.607	32.682	34.856	34.069	293.5	40:06.765	2. Paul Loup CHATIN							
21	2	1:42.279	32.684	35.259	34.336	294.3	41:49.044	1	3	2:21.032 B	55.817	41.600	43.615	154.1	2:21.032
22	2	1:42.825	34.086	34.644	34.095	295.1	43:31.869	2	3	10:59.691	9:51.210	34.662	33.819	227.8	13:20.723
23	2	1:42.477	32.710	34.607	35.160	293.5	45:14.346	3	3	1:39.975	32.781	33.744	33.450	294.3	15:00.698
24	2	1:43.004	32.738	35.565	34.701	291.9	46:57.350	4	3	1:40.697	32.617	34.094	33.986	291.9	16:41.395
25	2	1:40.974	32.554	34.294	34.126	295.1	48:38.324	5	3	1:39.495	32.334	33.664	33.497	293.5	18:20.890
26	2	1:42.763	32.851	34.432	35.480	295.9	50:21.087	6	3	1:40.324	32.330	34.054	33.940	293.5	20:01.214
27	2	1:41.144	32.705	34.372	34.067	293.5	52:02.231	7	3	1:46.546 B	32.468	34.141	39.937	293.5	21:47.760
28	2	1:41.352	32.606	34.529	34.217	295.9	53:43.583	8	3	10:55.877	9:46.606	34.933	34.338	184.9	32:43.637
29	2	1:40.943	32.528	34.374	34.041	294.3	55:24.526	9	3	1:40.376	32.403	34.019	33.954	295.9	34:24.013
30	2	1:49.784 B	32.551	36.250	40.983	296.7	57:14.310	10	3	1:40.785	32.395	34.042	34.348	295.9	36:04.798
31	1	4:37.894 B	2:15.760	48.103	1:34.031	227.8	1:01:52.204	11	3	1:41.526	32.206	34.007	35.313	296.7	37:46.324
<b>26 G-Drive Racing</b> Aurus 01 - Gibson LMP2															
1. Roman RUSINOV 3. Mikkel JENSEN															
2. Franco COLAPINTO															
1	2	4:28.342	3:15.543	37.046	35.753	197.8	4:28.342	12	3	1:39.868	32.441	33.760	33.667	295.9	39:26.192
2	2	1:39.480	32.381	33.411	33.688	294.3	6:07.822	13	3	1:46.620 B	32.367	34.061	40.192	296.7	41:12.812
3	2	1:39.355	32.087	33.506	33.762	296.7	7:47.177	14	1	3:22.997	2:10.704	36.350	35.943	212.2	44:35.809
4	2	1:38.346	32.029	33.139	33.178	295.9	9:25.523	15	1	1:43.149	32.965	35.579	34.605	285.0	46:18.958
5	2	1:38.411	32.217	33.355	32.839	297.5	11:03.934	16	1	1:42.512	32.898	35.076	34.538	291.9	48:01.470
6	2	1:45.945 B	31.938	33.887	40.120	295.9	12:49.879	17	1	1:42.272	32.954	34.939	34.379	291.1	49:43.742
7	1	3:42.637	2:33.393	34.737	34.507	220.4	16:32.516	18	1	1:44.431	32.822	35.123	36.486	291.9	51:28.173
8	1	1:41.379	32.860	34.390	34.129	291.9	18:13.895	19	1	1:44.170	33.226	35.456	35.488	284.2	53:12.343
9	1	1:41.158	32.966	34.235	33.957	286.5	19:55.053	20	1	1:43.662	33.183	35.223	35.256	274.8	54:56.005
10	1	1:40.554	32.593	34.092	33.869	291.9	21:35.607	21	1	1:42.973	33.052	35.249	34.672	290.3	56:38.978
11	1	1:41.149	32.514	34.602	34.033	295.9	23:16.756	22	1	1:44.350	32.972	35.718	35.660	288.0	58:23.328
12	1	1:41.464	32.461	34.230	34.773	295.1	24:58.220	23	1	1:50.951 B	33.228	35.348	42.375	285.0	1:00:14.279
13	1	1:40.568	32.662	34.200	33.706	295.1	26:38.788	24	2	17:45.961	...	36.935	35.664	216.9	1:18:00.240
14	1	1:40.459	32.663	33.997	33.799	295.9	28:19.247	25	2	1:42.376	32.944	34.882	34.550	291.9	1:19:42.616
15	1	1:41.024	32.501	34.115	34.408	290.3	30:00.271	26	2	1:42.587	33.069	35.423	34.095	282.7	1:21:25.203
16	1	1:41.785	32.862	34.324	34.599	295.1	31:42.056	27	2	1:45.378	32.475	35.506	37.397	295.9	1:23:10.581
17	1	1:41.115	32.503	34.179	34.433	294.3	33:23.171	28	2	3:19.966 B	32.504	1:13.557	1:33.905	293.5	1:26:30.547
18	1	1:41.146	32.427	34.255	34.464	295.9	35:04.317	<b>29 Ultimate</b> Oreca 07 - Gibson LMP2 P/A							
19	1	1:40.682	32.674	34.225	33.783	291.9	36:44.999	1. Matthieu LAHAYE 3. François HERIAU							
20	1	1:46.235	35.905	34.746	35.584	295.9	38:31.234	2. Jean-Baptiste LAHAYE							
21	1	1:41.768	32.783	34.447	34.538	291.1	40:13.002	1	1	3:31.978	2:19.122	36.084	36.772	201.1	3:31.978
22	1	1:40.725	32.438	34.175	34.112	294.3	41:53.727	2	1	1:40.417	32.731	33.822	33.864	291.1	5:12.395
23	1	1:46.776 B	32.718	34.256	39.802	294.3	43:40.503	3	1	1:42.357	32.439	33.996	35.922	294.3	6:54.752
24	3	3:27.508	2:17.923	35.048	34.537	225.0	47:08.011	4	1	1:40.006	32.145	34.230	33.631	294.3	8:34.758
25	3	1:41.517	32.607	34.779	34.131	286.5	48:49.528	5	1	1:39.313	32.112	33.657	33.544	295.1	10:14.071
26	3	1:40.594	32.492	34.117	33.985	291.1	50:30.122	6	1	1:47.166 B	33.121	33.954	40.091	292.7	12:01.237
27	3	1:42.843	32.295	35.399	35.149	295.9	52:12.965	7	1	5:13.466	4:05.344	34.104	34.018	228.8	17:14.703
28	3	1:42.935	33.074	34.933	34.928	281.2	53:55.900	8	1	1:40.548	32.326	34.130	34.092	291.9	18:55.251
29	3	1:41.268	32.402	34.902	33.964	295.1	55:37.168	9	1	1:39.814	32.360	33.941	33.513	293.5	20:35.065
								10	1	1:40.485	32.683	34.057	33.745	292.7	22:15.550
								11	1	1:39.530	32.409	33.682	33.439	293.5	23:55.080
								12	1	1:46.890 B	32.307	34.570	40.013	295.1	25:41.970





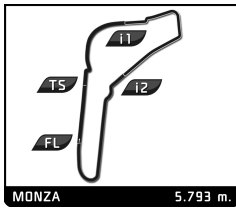
**EUROPEAN LE MANS SERIES**  
4 Hours of Monza  
Free Practice 1

Sector Analysis

Lap under Red Flag   Invalidated Lap   Personal Best   Session Best   Crossing the pit lane

Lap	D	Time	Sector 1	Sector 2	Sector 3	T. Spd	Elapsed	Lap	D	Time	Sector 1	Sector 2	Sector 3	T. Spd	Elapsed
13	3	5:06.024	3:54.215	36.039	35.770	220.9	30:47.994	30	1	1:42.645	32.552	35.545	34.548	295.9	56:19.666
14	3	1:45.339	34.177	35.295	35.867	270.7	32:33.333	31	1	1:42.719	32.286	34.700	35.733	296.7	58:02.385
15	3	1:43.392	32.717	35.800	34.875	296.7	34:16.725	32	1	1:46.891 B	32.311	34.344	40.236	297.5	59:49.276
16	3	1:44.735	33.472	36.465	34.798	296.7	36:01.460	33	2	19:06.068	...	36.415	35.605	210.1	1:18:55.344
17	3	1:46.371	32.512	37.169	36.690	297.5	37:47.831	34	2	1:41.724	32.627	34.742	34.355	288.8	1:20:37.068
18	3	1:42.084	32.777	34.830	34.477	294.3	39:29.915	35	2	1:41.999	32.702	34.616	34.681	291.9	1:22:19.067
19	3	1:41.953	32.691	34.867	34.395	296.7	41:11.868	36	2	2:26.611 B	32.547	35.345	1:18.719	289.5	1:24:45.678
20	3	1:42.748	32.383	35.251	35.114	295.9	42:54.616	<b>34</b> <b>Racing Team Turkey</b> Oreca 07 - Gibson 1.Salih YOLUC 3.Logan SARGEANT LMP2/P/A 2.Charlie EASTWOOD							
21	3	1:42.023	32.523	34.651	34.849	295.1	44:36.639	1	3	5:26.591	4:14.211	37.638	34.742	190.1	5:26.591
22	3	1:43.788	33.119	35.103	35.566	270.7	46:20.427	2	3	1:38.540	32.067	33.377	33.096	297.5	7:05.131
23	3	1:41.455	32.493	34.619	34.343	297.5	48:01.882	3	3	1:42.122	32.011	36.695	33.416	297.5	8:47.253
24	3	1:49.952 B	32.960	35.386	41.606	270.7	49:51.834	4	3	1:38.054	31.918	33.143	32.993	297.5	10:25.307
25	2	4:18.296	3:07.818	35.592	34.886	203.8	54:10.130	5	3	1:45.568 B	32.013	34.130	39.425	298.3	12:10.875
26	2	1:42.394	33.060	34.642	34.692	291.1	55:52.524	6	2	3:27.757	2:19.415	34.402	33.940	220.4	15:38.632
27	2	1:42.207	32.757	34.824	34.626	295.1	57:34.731	7	2	1:40.781	32.544	34.042	34.195	285.0	17:19.413
28	2	1:41.579	32.673	34.520	34.386	295.1	59:16.310	8	2	1:40.900	32.422	34.651	33.827	287.2	19:00.313
29	2	3:16.842 B	32.571	1:06.565	1:37.706	293.5	1:02:33.152	9	2	1:40.570	32.281	34.318	33.971	288.0	20:40.883
30	2	15:58.289	...	37.041	35.348	201.1	1:18:31.441	10	2	1:40.463	32.292	34.086	34.085	292.7	22:21.346
31	2	1:44.931	33.052	36.704	35.175	288.0	1:20:16.372	11	2	1:43.738	32.959	35.331	35.448	294.3	24:05.084
32	2	1:41.960	32.660	34.858	34.442	290.3	1:21:58.332	12	2	1:40.761	32.425	34.282	34.054	291.1	25:45.845
33	2	1:59.985 B	32.757	34.387	52.841	292.7	1:23:58.317	13	2	1:41.961	32.331	34.363	35.267	291.9	27:27.806
<b>30</b> <b>Duqueine Team</b> Oreca 07 - Gibson 1.Tristan GOMMENDY 3.Memo ROJAS LMP2 2.Rene BINDER							1								
1	3	3:30.743	2:16.590	36.825	37.328	221.8	3:30.743	14	2	1:41.622	32.670	34.876	34.076	278.4	29:09.428
2	3	1:40.663	32.436	33.861	34.366	293.5	5:11.406	15	2	1:43.767	33.096	35.961	34.710	285.0	30:53.195
3	3	1:42.101	32.580	34.626	34.895	291.1	6:53.507	16	2	1:42.216	32.649	35.029	34.538	277.6	32:35.411
4	3	1:39.495	32.154	33.751	33.590	295.9	8:33.002	17	2	1:44.092	33.321	34.659	36.112	268.7	34:19.503
5	3	1:40.639	32.302	34.276	34.061	296.7	10:13.641	18	2	1:42.217	32.389	35.186	34.642	289.5	36:01.720
6	3	1:39.884	32.242	33.942	33.700	295.1	11:53.525	19	2	1:42.496	32.643	35.692	34.161	289.5	37:44.216
7	3	1:47.179 B	32.149	33.960	41.070	296.7	13:40.704	20	2	1:40.591	32.416	34.301	33.874	294.3	39:24.807
8	3	3:52.672	2:43.225	34.662	34.785	228.8	17:33.376	21	2	1:46.953 B	32.330	34.192	40.431	290.3	41:11.760
9	3	1:41.388	32.434	34.492	34.462	294.3	19:14.764	22	1	4:33.066	3:18.694	38.700	35.672	222.2	45:44.826
10	3	1:40.972	32.536	34.385	34.051	294.3	20:55.736	23	1	1:46.140	34.686	35.331	36.123	287.2	47:30.966
11	3	1:42.235	32.392	35.769	34.074	295.9	22:37.971	24	1	1:42.269	32.581	35.059	34.629	295.1	49:13.235
12	3	1:41.607	32.689	34.798	34.120	297.5	24:19.578	25	1	1:49.212	32.979	41.489	34.744	297.5	51:02.447
13	3	1:41.286	32.503	34.427	34.356	296.7	26:00.864	26	1	1:41.925	32.397	34.949	34.579	296.7	52:44.372
14	3	1:48.797 B	32.430	35.077	41.290	295.9	27:49.661	27	1	1:45.282	33.394	34.724	37.164	298.3	54:29.654
15	1	3:03.206	1:52.754	35.876	34.576	228.3	30:52.867	28	1	1:43.128	32.581	35.489	35.058	297.5	56:12.782
16	1	1:41.956	32.567	35.028	34.361	291.1	32:34.823	29	1	1:41.266	32.290	34.544	34.432	297.5	57:54.048
17	1	1:42.085	32.630	34.582	34.873	288.8	34:16.908	30	1	1:49.122 B	32.404	34.728	41.990	298.3	59:43.170
18	1	1:41.547	32.673	34.675	34.199	294.3	35:58.455	31	3	19:15.761	...	35.984	34.976	175.9	1:18:58.931
19	1	1:41.948	32.716	35.235	33.997	295.1	37:40.403	32	3	1:41.799	32.729	34.671	34.399	282.7	1:20:40.730
20	1	1:40.428	32.424	34.100	33.904	294.3	39:20.831	33	3	1:42.965	32.393	34.766	35.806	291.1	1:22:23.695
21	1	1:43.291	32.423	34.493	36.375	293.5	41:04.122	<b>35</b> <b>BHK Motorsport</b> Oreca 07 - Gibson 1.Francesco DRACONE 3.Markus POMMER LMP2 2.Sergio CAMPANA							
22	1	1:41.494	32.609	34.569	34.316	289.5	42:45.616	1	3	4:59.548	3:49.143	35.548	34.857	175.6	4:59.548
23	1	1:42.013	33.230	34.609	34.174	285.0	44:27.629	2	3	1:44.430	32.729	34.174	37.527	269.3	6:43.978
24	1	1:42.008	32.485	35.175	34.348	295.9	46:09.637	3	3	1:41.619	32.606	34.722	34.291	293.5	8:25.597
25	1	1:41.020	32.517	34.584	33.919	294.3	47:50.657	4	3	1:39.876	32.345	33.879	33.652	293.5	10:05.473
26	1	1:40.814	32.364	34.198	34.252	295.1	49:31.471	5	3	1:39.862	32.349	33.968	33.545	293.5	11:45.335
27	1	1:42.465	32.689	35.673	34.103	285.0	51:13.936	6	3	1:40.308	32.514	33.957	33.837	289.5	13:25.643
28	1	1:41.700	32.530	34.674	34.496	290.3	52:55.636	7	3	1:41.590	33.146	33.954	34.490	272.0	15:07.233
29	1	1:41.385	32.276	34.732	34.377	296.7	54:37.021								





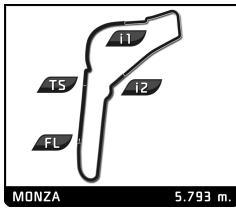
**EUROPEAN LE MANS SERIES**  
4 Hours of Monza  
Free Practice 1

Sector Analysis

Lap under Red Flag   Invalidated Lap   Personal Best   Session Best   Crossing the pit lane

Lap	D	Time	Sector 1	Sector 2	Sector 3	T. Spd	Elapsed	Lap	D	Time	Sector 1	Sector 2	Sector 3	T. Spd	Elapsed					
8	3	1:40.359	<b>32.307</b>	33.999	34.053	292.7	16:47.592	<b>39</b>	Graft 1.Vincent CAPILLAIRE 2.Maxime ROBIN	Oreca 07 - Gibson LMP2 P/A	1	1	1:54.263	42.507	36.749	35.007	186.9	1:54.263		
9	3	1:40.727	32.495	<b>33.826</b>	34.406	291.9	18:28.319				2	1	1:42.315	32.842	35.225	34.248	282.7	3:36.578		
10	3	1:47.568	<b>B</b>	33.410	34.178	39.980	234.8				20:15.887	3	1	1:49.841	<b>B</b>	32.920	35.289	41.632	270.0	5:26.419
11	2	3:52.695	2:43.178	34.823	34.694	214.3	24:08.582				4	1	5:57.952	4:48.066	35.193	34.693	214.3	11:24.371		
12	2	1:41.396	32.553	34.762	34.081	294.3	25:49.978				5	1	<b>1:40.558</b>	32.383	34.280	<b>33.895</b>	288.0	13:04.929		
13	2	1:40.575	32.523	34.087	33.965	294.3	27:30.553				6	1	1:42.310	<b>32.237</b>	35.960	34.113	290.3	14:47.239		
14	2	1:44.330	34.708	35.170	34.452	295.1	29:14.883				7	1	1:42.086	32.376	35.472	34.238	287.2	16:29.325		
15	2	1:42.767	32.881	34.547	35.339	294.3	30:57.650				8	1	1:41.407	32.400	34.781	34.226	294.3	18:10.732		
16	2	1:41.249	32.703	34.652	33.894	294.3	32:38.899				9	1	1:47.289	<b>B</b>	32.509	<b>34.067</b>	40.713	287.2	19:58.021	
17	2	1:41.307	32.505	34.707	34.095	295.1	34:20.206				10	1	5:42.403	4:31.118	35.844	35.441	199.3	25:40.424		
18	2	1:49.028	<b>B</b>	32.594	35.443	40.991	298.3	36:09.234	11	1	1:42.077	32.444	35.399	34.234	291.1	27:22.501				
19	2	9:43.783	8:34.180	34.867	34.736	220.4	45:53.017	12	1	1:42.470	32.288	35.142	35.040	291.1	29:04.971					
20	2	1:42.878	32.567	35.383	34.928	296.7	47:35.895	13	1	1:42.982	32.520	34.874	35.588	286.5	30:47.953					
21	2	1:41.235	32.413	34.601	34.221	296.7	49:17.130	14	1	1:52.678	<b>B</b>	32.737	34.328	45.613	287.2	32:40.631				
22	2	1:45.955	32.860	38.121	34.974	298.3	51:03.085	15	2	14:18.027	...	37.035	37.182	206.9	46:58.658					
23	2	1:41.885	32.671	34.818	34.396	296.7	52:44.970	16	2	1:44.921	33.355	36.097	35.469	253.5	48:43.579					
24	2	1:42.868	33.200	34.914	34.754	293.5	54:27.838	17	2	1:43.407	33.112	35.185	35.110	282.0	50:26.986					
25	2	1:42.482	32.617	35.058	34.807	298.3	56:10.320	18	2	1:45.670	33.339	36.851	35.480	280.5	52:12.656					
26	2	1:51.618	<b>B</b>	34.537	36.140	40.941	296.7	58:01.938	19	2	1:43.059	32.930	35.150	34.979	289.5	53:55.715				
27	1	19:55.890	...	37.357	37.474	168.2	1:17:57.828	20	2	1:43.979	33.015	35.415	35.549	292.7	55:39.694					
28	1	1:44.720	33.123	35.941	35.656	274.1	1:19:42.548	21	2	1:42.704	32.676	35.123	34.905	298.3	57:22.398					
29	1	1:46.077	33.717	35.986	36.374	237.4	1:21:28.625	22	2	1:43.290	32.719	35.331	35.240	295.1	59:05.688					
30	1	1:54.889	32.683	35.648	46.558	294.3	1:23:23.514	23	2	<b>3:08.592</b>	<b>B</b>	33.869	1:00.130	1:34.593	290.3	1:02:14.280				
31	1	<b>3:50.975</b>	<b>B</b>	52.651	1:20.561	1:37.763	278.4	1:27:14.489	24	3	19:24.301	...	36.212	35.367	172.8	1:21:38.581				
<b>37</b>	COOL Racing 1.Alexandre COIGNY 2.Nicolas LAPIERRE	Oreca 07 - Gibson LMP2 P/A	3.Antonin BORGA	1	2	4:42.809	3:20.257	39.685	42.867	184.3	4:42.809									
				2	2	1:46.750	32.354	36.423	37.973	295.1	6:29.559									
				3	2	<b>1:38.904</b>	<b>32.128</b>	<b>33.510</b>	<b>33.266</b>	293.5	8:08.463									
				4	2	1:49.266	<b>B</b>	32.323	34.797	42.146	295.1	9:57.729								
				5	2	7:38.809	6:28.834	35.388	34.587	225.5	17:36.538									
				6	2	1:39.533	32.262	33.779	33.492	292.7	19:16.071									
				7	2	1:39.880	32.339	33.653	33.888	294.3	20:55.951									
				8	2	1:45.588	32.590	36.028	36.970	295.1	22:41.539									
				9	2	1:39.703	32.371	33.802	33.530	295.9	24:21.242									
				10	2	1:47.638	<b>B</b>	32.254	33.988	41.396	296.7	26:08.880								
11	3	9:24.192	8:12.274	35.677	36.241	227.8	35:33.072													
12	3	1:42.100	32.890	34.430	34.780	293.5	37:15.172													
13	3	1:43.701	32.966	36.229	34.506	280.5	38:58.873													
14	3	1:43.133	32.827	35.584	34.722	294.3	40:42.006													
15	3	1:41.886	32.824	34.968	34.094	295.1	42:23.892													
16	3	1:40.851	32.580	34.244	34.027	294.3	44:04.743													
17	3	1:41.485	32.820	34.365	34.300	294.3	45:46.228													
18	3	1:43.406	33.974	35.111	34.321	292.7	47:29.634													
19	3	1:40.818	32.566	34.341	33.911	295.1	49:10.452													
20	3	1:47.780	<b>B</b>	32.693	34.723	40.364	291.9	50:58.232												
21	3	4:24.674	3:15.115	35.130	34.429	231.3	55:22.906													
22	3	1:42.083	32.885	34.967	34.231	268.7	57:04.989													
23	3	1:41.473	32.637	34.670	34.166	291.9	58:46.462													
24	3	20:09.613	<b>B</b>	32.683	...	6:53.761	293.5	1:18:56.075												
<b>41</b>	Team WRT 1.Robert KUBICA 2.Louis DELETRAZ	Oreca 07 - Gibson LMP2	3.Yifei YE	1	2	5:17.895	4:08.503	34.974	34.418	219.1	5:17.895									
				2	2	1:40.922	32.042	34.114	34.766	295.9	6:58.817									
				3	2	1:39.379	31.995	<b>33.112</b>	34.272	294.3	8:38.196									
				4	2	<b>1:38.346</b>	<b>31.946</b>	33.236	33.164	295.9	10:16.542									
				5	2	1:39.713	32.439	34.214	<b>33.060</b>	272.7	11:56.255									
				6	2	1:47.591	<b>B</b>	32.092	33.585	41.914	295.1	13:43.846								
				7	1	6:06.148	4:52.452	34.777	38.919	228.3	19:49.994									
				8	1	1:42.624	32.414	35.199	35.011	295.9	21:32.618									
				9	1	1:41.430	32.480	34.965	33.985	296.7	23:14.048									
				10	1	1:40.827	32.589	34.171	34.067	296.7	24:54.875									
11	1	1:39.686	32.285	33.869	33.532	295.9	26:34.561													
12	1	1:45.514	<b>B</b>	32.235	33.880	39.399	297.5	28:20.075												
13	1	5:31.229	4:21.018	34.609	35.602	229.3	33:51.304													
14	1	1:42.278	32.361	34.947	34.970	296.7	35:33.582													
15	1	1:41.930	32.611	34.669	34.650	296.7	37:15.512													
16	1	1:43.820	33.084	36.149	34.587	278.4	38:59.332													
17	1	1:41.116	32.438	34.778	33.900	295.1	40:40.448													
18	1	1:39.738	32.272	33.956	33.510	295.9	42:20.186													
19	1	1:47.332	<b>B</b>	32.495	34.880	39.957	296.7	44:07.518												
20	3	2:57.331	1:45.577	35.914	35.840	230.3	47:04.849													
21	3	1:41.290	32.374	34.566	34.350	296.7	48:46.139													
22	3	1:41.021	32.311	34.325	34.385	297.5	50:27.160													





**EUROPEAN LE MANS SERIES**  
4 Hours of Monza  
Free Practice 1

Sector Analysis

Lap under Red Flag   Invalidated Lap   Personal Best   Session Best   B Crossing the pit lane

Lap	D	Time	Sector 1	Sector 2	Sector 3	T. Spd	Elapsed	Lap	D	Time	Sector 1	Sector 2	Sector 3	T. Spd	Elapsed
23	3	1:41.101	32.479	34.655	33.967	294.3	52:08.261	5	2	1:50.704	34.842	37.148	38.714	272.0	9:38.046
24	3	1:40.350	32.311	34.135	33.904	294.3	53:48.611	6	2	1:59.476 B	34.847	37.185	47.444	270.7	11:37.522
25	3	1:40.451	32.240	34.307	33.904	291.1	55:29.062	7	2	2:37.512	1:21.763	37.789	37.960	212.6	14:15.034
26	3	1:40.668	32.325	34.267	34.076	293.5	57:09.730	8	2	1:48.736	34.614	36.854	37.268	270.0	16:03.770
27	3	1:40.549	32.586	34.162	33.801	295.9	58:50.279	9	2	1:48.844	34.655	37.076	37.113	270.7	17:52.614
28	3	<b>2:39.291 B</b>	32.173	40.179	1:26.939	294.3	1:01:29.570	10	2	1:48.549	34.636	36.837	37.076	270.0	19:41.163
29	2	16:33.296	...	35.413	35.237	224.1	1:18:02.866	11	2	<b>1:48.327</b>	34.583	<b>36.736</b>	<b>37.008</b>	271.4	21:29.490
30	2	1:42.855	32.796	35.922	34.137	279.8	1:19:45.721	12	2	1:49.054	34.627	37.117	37.310	271.4	23:18.544
31	2	1:43.168	32.659	34.512	35.997	291.1	1:21:28.889	13	2	1:48.954	34.652	36.921	37.381	272.0	25:07.498
32	2	1:46.915	32.546	35.336	39.033	285.7	1:23:15.804	14	2	1:49.583	35.332	36.991	37.260	255.9	26:57.081
33	2	<b>3:46.182 B</b>	53.352	1:19.696	1:33.134	295.1	1:27:01.986	15	2	1:49.383	<b>34.534</b>	36.989	37.860	272.0	28:46.464

**55 Spirit of Race** Ferrari 488 GTE Evo  
 1. Duncan CAMERON LMGTE  
 2. Alessandro PIER GUIDI  
 3. David PEREL

1	2	2:59.945	1:43.431	38.254	38.260	202.2	2:59.945
2	2	1:49.622	35.206	37.106	37.310	266.7	4:49.567
3	2	1:49.498	34.812	37.364	37.322	270.7	6:39.065
4	2	1:48.535	34.738	36.727	37.070	271.4	8:27.600
5	2	1:51.239	35.384	38.120	37.735	272.0	10:18.839
6	2	1:54.724	34.622	40.024	40.078	271.4	12:13.563
7	2	1:48.729	34.681	36.794	37.254	271.4	14:02.292
8	2	1:49.097	34.757	37.043	37.297	269.3	15:51.389
9	2	1:58.087 B	35.205	39.002	43.880	273.4	17:49.476
10	2	3:48.100	2:32.520	37.806	37.774	209.7	21:37.576
11	2	1:48.759	<b>34.550</b>	36.829	37.380	272.0	23:26.335
12	2	1:49.735	34.746	36.946	38.043	274.1	25:16.070
13	2	1:55.930 B	34.854	37.419	43.657	271.4	27:12.000
14	2	3:47.855	2:30.174	39.300	38.381	155.8	30:59.855
15	2	1:50.461	34.799	37.926	37.736	270.7	32:50.316
16	2	1:48.156	34.680	36.619	36.857	272.0	34:38.472
17	2	<b>1:47.762</b>	34.607	<b>36.411</b>	<b>36.744</b>	272.0	36:26.234
18	2	1:48.089	34.668	36.506	36.915	272.0	38:14.323
19	2	1:48.946	34.620	36.806	37.520	273.4	40:03.269
20	2	1:55.408 B	34.922	37.025	43.461	270.0	41:58.677
21	2	3:47.787	2:26.657	42.129	39.001	135.2	45:46.464
22	2	1:53.997	36.149	38.885	38.963	271.4	47:40.461
23	2	1:49.439	34.864	36.721	37.854	271.4	49:29.900
24	2	1:52.747	35.517	38.009	39.221	271.4	51:22.647
25	2	1:55.919 B	34.764	36.629	44.526	270.0	53:18.566
26	2	3:42.778	2:27.563	37.075	38.140	208.9	57:01.344
27	2	1:48.513	34.756	36.826	36.931	272.0	58:49.857
28	2	<b>2:48.615 B</b>	34.720	43.358	1:30.537	271.4	1:01:38.472
29	3	17:38.600	...	38.987	37.935	203.8	1:19:17.072
30	3	1:50.223	35.118	37.675	37.430	250.0	1:21:07.295
31	3	1:51.905	34.871	36.889	40.145	268.7	1:22:59.200
32	3	<b>3:23.843 B</b>	34.996	1:15.102	1:33.745	270.7	1:26:23.043

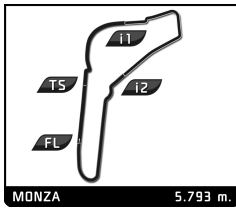
**60 Iron Lynx** Ferrari 488 GTE Evo  
 1. Claudio SCHIAVONI LMGTE  
 2. Giorgio SERNAGIOTTO  
 3. Paolo RUBERTI

1	2	2:13.715	56.194	39.254	38.267	179.4	2:13.715
2	2	1:53.286	35.067	37.377	40.842	272.0	4:07.001
3	2	1:50.565	34.745	37.666	38.154	272.7	5:57.566
4	2	1:49.776	34.756	37.280	37.740	272.7	7:47.342

**65 Panis Racing** Oreca 07 - Gibson LMP2  
 1. Julien CANAL  
 2. William STEVENS  
 3. James ALLEN

1	2	12:26.111	...	35.251	34.521	213.0	12:26.111
2	2	1:39.648	32.698	33.661	<b>33.289</b>	293.5	14:05.759
3	2	1:44.112	32.689	35.012	36.411	252.3	15:49.871
4	2	1:39.518	32.533	33.577	33.408	292.7	17:29.389
5	2	1:39.302	32.325	33.612	33.365	292.7	19:08.691
6	2	<b>1:39.105</b>	<b>32.217</b>	<b>33.478</b>	33.410	294.3	20:47.796
7	2	1:48.824 B	32.246	34.978	41.600	295.1	22:36.620
8	3	3:08.104	1:59.503	34.548	34.053	225.5	25:44.724
9	3	1:42.220	32.280	34.535	35.405	295.9	27:26.944
10	3	1:40.596	32.646	34.007	33.943	295.9	29:07.540
11	3	1:40.769	32.645	33.954	34.170	295.1	30:48.309
12	3	1:50.184 B	33.180	34.509	42.495	269.3	32:38.493
13	3	8:23.768	7:13.560	34.923	35.285	226.9	41:02.261
14	3	1:41.940	33.017	34.538	34.385	274.8	42:44.201
15	3	1:41.215	32.785	34.351	34.079	287.2	44:25.416
16	3	1:42.296	32.703	35.488	34.105	293.5	46:07.712
17	3	1:41.013	32.808	34.403	33.802	293.5	47:48.725
18	3	1:41.978	32.547	34.618	34.813	294.3	49:30.703
19	3	1:42.172	32.724	35.415	34.033	295.9	51:12.875





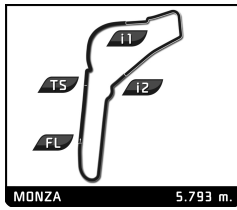
**EUROPEAN LE MANS SERIES**  
4 Hours of Monza  
Free Practice 1

Sector Analysis

Lap under Red Flag   Invalidated Lap   Personal Best   Session Best   Crossing the pit lane

Lap	D	Time	Sector 1	Sector 2	Sector 3	T. Spd	Elapsed	Lap	D	Time	Sector 1	Sector 2	Sector 3	T. Spd	Elapsed
20	3	1:41.996	32.649	35.289	34.058	293.5	52:54.871	6	2	1:48.868 <b>B</b>	33.115	35.260	40.493	254.1	10:29.761
21	3	1:40.951	32.517	34.483	33.951	293.5	54:35.822	7	2	5:45.975	4:36.733	35.240	34.002	225.9	16:15.736
22	3	1:49.144 <b>B</b>	32.816	35.588	40.740	296.7	56:24.966	8	2	1:40.806	32.471	34.074	34.261	293.5	17:56.542
23	1	3:01.786	1:50.718	35.584	35.484	207.7	59:26.752	9	2	1:41.035	32.407	34.552	34.076	294.3	19:37.577
24	1	<b>3:08.278 B</b>	32.884	1:06.489	1:28.905	290.3	1:02:35.030	10	2	1:41.910	32.648	35.471	33.791	295.1	21:19.487
25	1	15:41.919	...	36.473	35.988	209.7	1:18:16.949	11	2	1:41.001	32.501	34.267	34.233	281.2	23:00.488
26	1	1:43.311	33.179	35.352	34.780	257.1	1:20:00.260	12	2	1:40.935	32.521	34.360	34.054	288.0	24:41.423
27	1	1:42.517	32.685	35.094	34.738	293.5	1:21:42.777	13	2	1:40.919	32.453	34.372	34.094	280.5	26:22.342
28	1	1:48.470	32.928	34.976	40.566	292.7	1:23:31.247	14	2	1:41.310	32.513	34.233	34.564	288.0	28:03.652
29	1	<b>3:59.990 B</b>	1:02.175	1:23.420	1:34.395	162.7	1:27:31.237	15	2	1:41.020	32.489	34.351	34.180	286.5	29:44.672
<b>66</b> <b>JMW Motorsport</b> Ferrari 488 GTE Evo 1.Jody FANNIN LMGTE 2.Andrea FONTANA 3.Rodrigo SALES								<b>77</b> <b>Proton Competition</b> Porsche 911 RSR - 19 1.Christian RIED LMGTE 2.Cooper MACNEIL 3.Gianmaria BRUNI							
1	1	2:16.905	58.695	39.156	39.054	168.5	2:16.905	1	3	2:28.689	1:13.438	37.855	37.396	188.8	2:28.689
2	1	1:52.734	35.892	38.204	38.638	240.5	4:09.639	2	3	1:51.451	34.860	37.126	39.465	271.4	4:20.140
3	1	1:51.033	34.949	37.913	38.171	271.4	6:00.672	3	3	<b>1:48.445</b>	<b>34.772</b>	<b>36.653</b>	37.020	270.0	6:08.585
4	1	1:58.116 <b>B</b>	35.884	37.942	44.290	213.9	7:58.788	4	3	1:50.113	34.809	37.214	38.090	272.7	7:58.698
5	1	2:44.963	1:28.705	38.274	37.984	197.8	10:43.751	5	3	1:48.758	34.946	36.820	<b>36.992</b>	266.0	9:47.456
6	1	1:49.052	34.765	37.004	37.283	270.7	12:32.803	6	3	1:48.667	34.976	36.680	37.011	268.7	11:36.123
7	1	<b>1:48.388</b>	34.703	<b>36.718</b>	<b>36.967</b>	270.0	14:21.191	7	3	1:48.551	34.806	36.665	37.080	269.3	13:24.674
8	1	1:54.985 <b>B</b>	34.859	36.803	43.323	270.0	16:16.176	8	3	1:49.101	34.858	36.906	37.337	268.7	15:13.775
9	1	2:39.509	1:24.343	37.540	37.626	209.7	18:55.685	9	3	1:48.993	34.876	36.837	37.280	269.3	17:02.768
10	1	1:48.852	34.697	36.867	37.288	271.4	20:44.537	10	3	1:55.336 <b>B</b>	34.882	36.995	43.459	268.7	18:58.104
11	1	1:49.143	34.688	37.077	37.378	269.3	22:33.680	11	3	6:26.534	5:11.403	37.354	37.777	206.5	25:24.638
12	1	1:56.104 <b>B</b>	35.017	37.200	43.887	270.7	24:29.784	12	3	1:49.256	35.056	36.966	37.234	270.7	27:13.894
13	1	3:22.076	2:03.321	39.130	39.625	209.7	27:51.860	13	3	1:58.994	35.499	37.435	46.060	269.3	29:12.888
14	1	1:48.661	<b>34.589</b>	36.846	37.226	273.4	29:40.521	14	3	1:51.910	35.536	37.454	38.920	256.5	31:04.798
15	1	1:49.425	34.894	37.015	37.516	271.4	31:29.946	15	3	1:49.171	34.927	36.969	37.275	269.3	32:53.969
16	1	1:55.258 <b>B</b>	34.807	37.056	43.395	271.4	33:25.204	16	3	1:56.065 <b>B</b>	34.814	36.901	44.350	269.3	34:50.034
17	2	3:40.183	2:24.924	37.701	37.558	180.3	37:05.387	17	2	3:00.714	1:41.006	40.811	38.897	206.5	37:50.748
18	2	1:49.375	35.003	36.898	37.474	270.0	38:54.762	18	2	1:51.787	35.704	37.876	38.207	252.9	39:42.535
19	2	1:58.068	34.927	36.898	46.243	270.0	40:52.830	19	2	1:50.594	35.225	37.531	37.838	267.3	41:33.129
20	2	1:51.287	35.595	37.213	38.479	255.9	42:44.117								
21	2	1:52.535	36.601	38.082	37.852	270.0	44:36.652								
22	2	1:56.109 <b>B</b>	34.892	37.115	44.102	273.4	46:32.761								
23	2	5:10.040	3:52.407	37.999	39.634	202.6	51:42.801								
24	2	1:49.285	34.713	36.973	37.599	270.0	53:32.086								
25	2	1:49.765	34.979	37.105	37.681	270.7	55:21.851								
26	2	1:49.469	34.917	37.271	37.281	270.7	57:11.320								
27	2	1:49.630	34.846	37.039	37.745	272.7	59:00.950								
28	2	<b>3:03.714 B</b>	34.839	55.145	1:33.730	272.0	1:02:04.664								
29	3	17:24.914	...	38.894	38.503	197.8	1:19:29.578								
30	3	1:51.865	34.998	38.371	38.496	269.3	1:21:21.443								
31	3	1:59.484	35.523	38.265	45.696	270.7	1:23:20.927								
32	3	<b>3:52.849 B</b>	53.299	1:21.770	1:37.780	267.3	1:27:13.776								
<b>70</b> <b>Realteam Racing</b> Oreca 07 - Gibson 1.Esteban GARCIA LMP2 P/A 2.Loic DUVAL															
1	2	2:00.064	47.869	35.866	36.329	182.7	2:00.064								
2	2	1:43.349	33.129	35.934	34.286	291.1	3:43.413								
3	2	1:39.242	32.138	33.697	33.407	296.7	5:22.655								
4	2	1:39.159	32.266	33.576	<b>33.317</b>	296.7	7:01.814								
5	2	<b>1:39.079</b>	<b>32.088</b>	<b>33.538</b>	33.453	298.3	8:40.893								





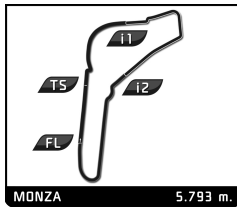
**EUROPEAN LE MANS SERIES**  
4 Hours of Monza  
Free Practice 1

Sector Analysis

Lap under Red Flag    Invalidated Lap    Personal Best    Session Best    B Crossing the pit lane

Lap	D	Time	Sector 1	Sector 2	Sector 3	T. Spd	Elapsed	Lap	D	Time	Sector 1	Sector 2	Sector 3	T. Spd	Elapsed
20	2	1:50.254	35.246	37.276	37.732	267.3	43:23.383	5	2	1:47.713 B	32.112	34.785	40.816	296.7	10:18.825
21	2	1:50.655	35.334	37.380	37.941	268.0	45:14.038	6	2	9:59.245	8:49.178	35.084	34.983	208.1	20:18.070
22	2	1:50.695	35.248	37.487	37.960	265.4	47:04.733	7	2	1:41.737	32.691	34.451	34.595	277.6	21:59.807
23	2	1:52.214	36.222	37.982	38.010	264.1	48:56.947	8	2	1:42.282	32.730	34.392	35.160	279.1	23:42.089
24	2	1:52.560	35.263	39.140	38.157	270.0	50:49.507	9	2	1:42.943	32.863	35.398	34.682	274.1	25:25.032
25	2	1:50.166	35.135	37.373	37.658	270.0	52:39.673	10	2	1:42.534	32.706	35.361	34.467	279.8	27:07.566
26	2	1:50.165	35.076	37.245	37.844	268.7	54:29.838	11	2	1:41.370	32.646	34.434	34.290	275.5	28:48.936
27	2	1:50.458	35.041	37.343	38.074	270.0	56:20.296	12	2	1:43.516	33.367	35.639	34.510	271.4	30:32.452
28	2	1:56.667 B	35.045	37.331	44.291	270.0	58:16.963	13	2	1:42.244	32.662	34.446	35.136	282.7	32:14.696
29	1	20:21.339	...	41.037	38.946	203.0	1:18:38.302	14	2	1:42.464	32.980	34.801	34.683	280.5	33:57.160
30	1	1:52.943	35.702	38.844	38.397	265.4	1:20:31.245	15	2	1:42.646	32.563	34.533	35.550	276.9	35:39.806
31	1	1:52.134	35.459	38.153	38.522	262.8	1:22:23.379	16	2	1:42.829	32.659	35.534	34.636	279.1	37:22.635
32	1	2:53.208 B	35.154	43.006	1:35.048	268.0	1:25:16.587	17	2	1:42.113	32.599	35.005	34.509	285.7	39:04.748
<b>80</b> Iron Lynx 1. Matteo CRESSONI 2. Rino MASTRONARDI 3. Miguel MOLINA Ferrari 488 GTE Evo LMGTE								18 2 1:41.788 32.753 34.549 34.486 275.5 40:46.536							
1	3	2:09.441	50.408	38.154	40.879	172.8	2:09.441	19	2	1:42.051	32.459	34.623	34.969	292.7	42:28.587
2	3	1:48.895	34.705	36.847	37.343	272.7	3:58.336	20	2	1:41.346	32.378	34.564	34.404	292.7	44:09.933
3	3	1:48.849	34.649	37.108	37.092	270.7	5:47.185	21	2	1:48.515 B	32.538	34.722	41.255	295.9	45:58.448
4	3	1:48.202	34.500	36.704	36.998	272.7	7:35.387	22	1	4:07.036	2:54.372	36.986	35.678	185.2	50:05.484
5	3	1:49.316	34.839	37.191	37.286	264.1	9:24.703	23	1	1:42.638	33.034	35.043	34.561	272.0	51:48.122
6	3	1:49.189	34.690	36.763	37.736	272.0	11:13.892	24	1	1:42.143	32.629	34.840	34.674	282.7	53:30.265
7	3	1:48.332	34.575	36.759	36.998	270.7	13:02.224	25	1	1:41.989	32.493	34.835	34.661	282.7	55:12.254
8	3	1:54.572 B	34.663	36.928	42.981	269.3	14:56.796	26	1	1:41.747	32.862	34.582	34.303	287.2	56:54.001
9	3	8:45.686	7:26.529	40.469	38.688	191.2	23:42.482	27	1	1:42.706	32.621	34.478	35.607	282.7	58:36.707
10	3	1:47.950	34.596	36.503	36.851	274.8	25:30.432	28	1	1:52.828 B	33.265	34.519	45.044	292.7	1:00:29.535
11	3	1:47.514	34.337	36.417	36.760	274.1	27:17.946	29	1	17:47.013	...	38.177	39.708	158.4	1:18:16.548
12	3	1:57.351 B	35.410	37.177	44.764	271.4	29:15.297	30	1	1:42.553	33.027	34.823	34.703	282.7	1:19:59.101
13	3	6:22.297	5:00.975	39.936	41.386	204.2	35:37.594	31	1	1:42.559	32.467	34.516	35.576	284.2	1:21:41.660
14	3	1:48.173	34.514	36.870	36.789	271.4	37:25.767	32	1	1:49.375	32.585	35.415	41.375	285.0	1:23:31.035
15	3	1:47.790	34.478	36.330	36.982	272.0	39:13.557	33	1	3:58.188 B	1:01.547	1:23.201	1:33.440	169.8	1:27:29.223
16	3	1:56.626 B	35.099	37.990	43.537	274.1	41:10.183	<b>83</b> Iron Lynx 1. Rahel FREY 2. Michelle GATTING 3. Manuela GOSTNER Ferrari 488 GTE Evo LMGTE							
17	1	4:06.998	2:51.208	37.699	38.091	201.5	45:17.181	1	3	2:23.869	58.728	42.992	42.149	167.4	2:23.869
18	1	1:50.044	34.711	37.260	38.073	272.0	47:07.225	2	3	1:52.393	35.579	38.371	38.443	238.4	4:16.262
19	1	1:50.386	35.075	37.862	37.449	261.5	48:57.611	3	3	1:51.281	35.332	37.863	38.086	268.7	6:07.543
20	1	1:49.448	34.676	37.472	37.300	272.7	50:47.059	4	3	1:51.241	35.156	37.625	38.460	272.0	7:58.784
21	1	1:48.861	34.645	36.975	37.241	271.4	52:35.920	5	3	1:52.764	35.620	38.502	38.642	248.8	9:51.548
22	1	1:48.728	34.532	36.819	37.377	272.7	54:24.648	6	3	1:51.283	35.182	37.712	38.389	268.7	11:42.831
23	1	1:49.677	34.797	37.391	37.489	271.4	56:14.325	7	3	1:51.627	35.080	38.075	38.472	269.3	13:34.458
24	1	1:49.953	34.731	37.161	38.061	272.0	58:04.278	8	3	1:50.462	35.060	37.419	37.983	268.7	15:24.920
25	1	1:50.623	35.528	37.506	37.589	253.5	59:54.901	9	3	1:59.449 B	35.252	37.803	46.394	270.7	17:24.369
26	1	3:54.776 B	50.519	1:30.416	1:33.841	270.7	1:03:49.677	10	1	3:04.729	1:45.741	38.849	40.139	189.5	20:29.098
27	1	15:12.683	...	37.823	37.845	205.7	1:19:02.360	11	1	1:50.776	35.562	37.634	37.580	251.7	22:19.874
28	1	1:48.489	34.643	36.897	36.949	269.3	1:20:50.849	12	1	1:50.695	35.421	37.730	37.544	272.0	24:10.569
29	1	1:48.631	34.532	37.064	37.035	272.0	1:22:39.480	13	1	1:49.592	34.654	37.202	37.736	273.4	26:00.161
30	1	3:14.582 B	34.572	1:03.082	1:36.928	272.0	1:25:54.062	14	1	1:49.102	34.878	36.886	37.338	257.1	27:49.263
<b>82</b> JOTA 1. Jazeman JAAFAR 2. Sean GELAE Oreca 07 - Gibson LMP2								15 1 1:49.325 34.698 37.255 37.372 272.0 29:38.588							
1	2	3:28.595	2:15.413	37.128	36.054	201.5	3:28.595	16	1	1:49.124	34.736	37.038	37.350	270.7	31:27.712
2	2	1:42.571	32.421	35.152	34.998	285.7	5:11.166	17	1	1:49.249	34.736	37.151	37.362	272.0	33:16.961
3	2	1:40.161	32.244	34.127	33.790	288.0	6:51.327	18	1	1:49.481	35.141	36.950	37.390	265.4	35:06.442
4	2	1:39.785	32.175	34.160	33.450	294.3	8:31.112	19	1	1:52.714	37.743	37.284	37.687	273.4	36:59.156
								20 1 1:49.661 34.660 37.143 37.858 273.4 38:48.817							
								21 1 1:49.287 34.675 37.127 37.485 272.7 40:38.104							





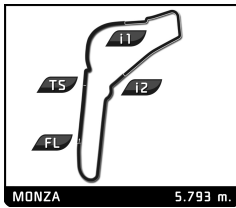
**EUROPEAN LE MANS SERIES**  
4 Hours of Monza  
Free Practice 1

Sector Analysis

Lap under Red Flag    Invalidated Lap    Personal Best    Session Best    Crossing the pit lane

Lap	D	Time	Sector 1	Sector 2	Sector 3	T. Spd	Elapsed	Lap	D	Time	Sector 1	Sector 2	Sector 3	T. Spd	Elapsed
22	1	1:56.792 <b>B</b>	<b>34.609</b>	37.775	44.408	272.0	42:34.896	8	2	1:46.130 <b>B</b>	32.200	33.592	40.338	293.5	13:54.651
23	1	4:35.096	3:18.568	38.381	38.147	128.0	47:09.992	9	1	4:50.500	3:39.084	36.262	35.154	197.8	18:45.151
24	1	1:50.901	34.773	38.117	38.011	264.1	49:00.893	10	1	1:44.633	34.026	35.739	34.868	266.0	20:29.784
25	1	1:50.610	34.651	37.902	38.057	273.4	50:51.503	11	1	1:45.442	33.129	37.373	34.940	289.5	22:15.226
26	1	1:57.533 <b>B</b>	34.770	38.039	44.724	274.1	52:49.036	12	1	1:51.273	38.395	37.204	35.674	291.9	24:06.499
27	1	26:19.041	...	38.439	37.949	207.7	1:19:08.077	13	1	1:45.292	33.109	37.142	35.041	285.0	25:51.791
28	1	1:54.651	36.875	37.548	40.228	266.0	1:21:02.728	14	1	1:43.097	32.909	35.301	34.887	282.0	27:34.888
29	1	1:53.948	34.990	37.013	41.945	253.5	1:22:56.676	15	1	1:44.919	33.211	35.308	36.400	295.1	29:19.807
30	1	<b>3:23.373 B</b>	34.731	1:14.379	1:34.263	272.0	1:26:20.049	16	1	1:42.782	32.927	35.019	34.836	291.1	31:02.589
<b>88</b>		<b>AF Corse</b>		Ferrari 488 GTE Evo		LMGTE		<b>93</b>		<b>Proton Competition</b>		Porsche 911 RSR - 19		LMGTE	
		1.François FERRODO		3.Alessio ROVERA						1.Michael FASSBENDER		3.Richard LIETZ			
		2.Emmanuel COLLARD								2.Felipe LASER					
1	3	3:13.001	1:56.579	38.806	37.616	202.2	3:13.001	1	3	3:09.304	1:49.975	37.680	41.649	195.3	3:09.304
2	3	1:49.838	34.806	36.823	38.209	272.0	5:02.839	2	3	1:49.120	34.912	37.032	37.176	270.7	4:58.424
3	3	1:48.434	34.632	36.647	37.155	272.7	6:51.273	3	3	1:49.160	34.717	36.810	37.633	272.0	6:47.584
4	3	1:56.463 <b>B</b>	34.589	37.232	44.642	274.1	8:47.736	4	3	1:56.510 <b>B</b>	34.830	37.189	44.491	270.7	8:44.094
5	3	5:16.663	4:01.641	37.548	37.474	118.6	14:04.399	5	3	7:13.822	5:57.898	38.269	37.655	174.8	15:57.916
6	3	1:49.839	34.754	37.157	37.928	271.4	15:54.238	6	3	1:48.499	34.763	36.821	36.915	271.4	17:46.415
7	3	1:57.289 <b>B</b>	34.926	37.524	44.839	270.7	17:51.527	7	3	<b>1:48.181</b>	34.764	<b>36.581</b>	<b>36.836</b>	270.0	19:34.596
8	3	3:59.733	2:39.296	41.174	39.263	206.5	21:51.260	8	3	1:49.126	<b>34.587</b>	37.351	37.188	270.7	21:23.722
9	3	1:48.837	34.716	36.900	37.221	271.4	23:40.097	9	3	1:55.321 <b>B</b>	34.688	36.833	43.800	272.0	23:19.043
10	3	1:48.564	34.504	<b>36.280</b>	37.780	271.4	25:28.661	10	1	5:28.540	4:09.044	38.993	40.503	125.7	28:47.583
11	3	1:47.615	34.494	36.369	36.752	273.4	27:16.276	11	1	1:53.300	35.672	38.499	39.129	263.4	30:40.883
12	3	1:55.242 <b>B</b>	34.616	36.523	44.103	272.0	29:11.518	12	1	1:53.384	35.603	38.218	39.563	264.7	32:34.267
13	3	3:58.102	2:38.629	40.048	39.425	208.1	33:09.620	13	1	1:53.732	35.410	38.323	39.999	268.0	34:27.999
14	3	1:47.585	34.436	36.462	<b>36.687</b>	272.7	34:57.205	14	1	1:52.178	35.578	38.191	38.409	267.3	36:20.177
15	3	<b>1:47.441</b>	34.434	36.281	36.726	272.0	36:44.646	15	1	1:52.019	35.168	38.149	38.702	270.7	38:12.196
16	3	1:56.903 <b>B</b>	<b>34.358</b>	36.465	46.080	273.4	38:41.549	16	1	1:52.309	35.609	37.868	38.832	259.0	40:04.505
17	2	4:16.549	3:00.743	38.044	37.762	208.5	42:58.098	17	1	1:51.712	35.212	38.074	38.426	270.7	41:56.217
18	2	1:52.671	35.330	39.367	37.974	262.8	44:50.769	18	1	1:51.328	35.095	37.803	38.430	270.7	43:47.545
19	2	1:51.823	35.225	37.510	39.088	269.3	46:42.592	19	1	2:01.431	42.451	40.005	38.975	270.0	45:48.976
20	2	1:50.553	35.357	37.647	37.549	269.3	48:33.145	20	1	1:52.080	35.050	38.302	38.728	270.7	47:41.056
21	2	1:53.444	35.029	37.347	41.068	270.0	50:26.589								
22	2	1:54.477	35.478	41.165	37.834	267.3	52:21.066								
23	2	1:50.223	35.260	37.124	37.839	268.7	54:11.289								
24	2	1:52.005	35.291	37.239	39.475	269.3	56:03.294								
25	2	1:49.943	35.060	37.272	37.611	270.0	57:53.237								
26	2	1:49.770	35.139	37.205	37.426	269.3	59:43.007								
27	2	<b>3:42.338 B</b>	38.738	1:29.768	1:33.832	271.4	1:03:25.345								
28	2	15:32.953	...	38.422	37.926	206.5	1:18:58.298								
29	2	1:49.810	35.061	37.379	37.370	268.0	1:20:48.108								
30	2	1:50.070	34.922	37.855	37.293	269.3	1:22:38.178								
31	2	<b>3:07.100 B</b>	34.867	57.814	1:34.419	270.0	1:25:45.278								
<b>92</b>		<b>Racing Team Nederland</b>		Oreca 07 - Gibson		LMP2 P/A									
		1.Frits VAN EERD													
		2.Giedo VAN DER GARDE													
1	2	2:08.959	57.533	36.263	35.163	169.0	2:08.959								
2	2	1:41.024	32.468	34.830	33.726	294.3	3:49.983								
3	2	1:39.792	32.355	34.048	33.389	295.9	5:29.775								
4	2	1:40.019	32.649	33.938	33.432	300.8	7:09.794								
5	2	<b>1:38.998</b>	<b>32.129</b>	33.713	<b>33.156</b>	293.5	8:48.792								
6	2	1:39.101	32.290	<b>33.433</b>	33.378	295.9	10:27.893								
7	2	1:40.628	32.421	33.795	34.412	294.3	12:08.521								





**EUROPEAN LE MANS SERIES**  
4 Hours of Monza  
Free Practice 1

Sector Analysis

Lap	D	Time	Sector 1	Sector 2	Sector 3	T. Spd	Elapsed	Lap	D	Time	Sector 1	Sector 2	Sector 3	T. Spd	Elapsed
21	1	1:52.201	35.164	38.857	38.180	268.0	49:33.257								
22	1	1:51.479	35.113	37.983	38.383	272.0	51:24.736								
23	1	1:51.270	35.058	37.817	38.395	270.7	53:16.006								
24	1	1:50.867	34.927	37.908	38.032	270.0	55:06.873								
25	1	1:59.879 <b>B</b>	35.322	38.229	46.328	265.4	57:06.752								
26	2	<b>5:11.334 B</b>	2:33.401	1:02.420	1:35.513	207.3	1:02:18.086								
27	2	16:48.055	...	37.956	37.853	205.3	1:19:06.141								
28	2	1:49.588	35.190	37.098	37.300	269.3	1:20:55.729								
29	2	1:49.404	34.876	36.926	37.602	270.7	1:22:45.133								
30	2	<b>3:14.936 B</b>	34.875	1:00.696	1:39.365	270.7	1:26:00.069								

95		TF Sport		Aston Martin Vantage AMR			
1. John HARTSHORNE		3. Oliver HANCOCK		LMGTE			
2. Ross GUNN							
1	2	2:23.087	1:03.967	40.099	39.021	181.5	2:23.087
2	2	1:48.897	34.754	37.083	37.060	269.3	4:11.984
3	2	1:48.669	<b>34.469</b>	36.877	37.323	270.7	6:00.653
4	2	<b>1:48.058</b>	34.583	<b>36.641</b>	<b>36.834</b>	269.3	7:48.711
5	2	1:57.241 <b>B</b>	34.682	37.425	45.134	272.7	9:45.952
6	1	6:45.924	5:26.324	39.904	39.696	207.3	16:31.876
7	1	1:55.165	37.379	38.927	38.859	244.3	18:27.041
8	1	1:53.793	35.720	38.945	39.128	261.5	20:20.834
9	1	1:54.359	35.448	39.884	39.027	268.0	22:15.193
10	1	1:53.002	35.512	38.412	39.078	265.4	24:08.195
11	1	1:53.551	35.662	38.597	39.292	251.7	26:01.746
12	1	1:52.423	35.148	38.825	38.450	271.4	27:54.169
13	1	2:01.987 <b>B</b>	35.287	38.801	47.899	272.0	29:56.156
14	3	4:09.240	2:53.639	37.761	37.840	188.8	34:05.396
15	3	1:50.213	35.081	37.371	37.761	269.3	35:55.609
16	3	1:53.872	35.706	39.385	38.781	257.8	37:49.481
17	3	1:51.759	35.461	38.461	37.837	270.0	39:41.240
18	3	1:50.305	35.086	37.656	37.563	268.7	41:31.545
19	3	1:50.402	35.196	37.549	37.657	270.0	43:21.947
20	3	1:58.045 <b>B</b>	35.372	37.740	44.933	262.1	45:19.992
21	1	4:16.615	2:55.991	40.885	39.739	186.2	49:36.607
22	1	1:54.162	35.663	39.173	39.326	267.3	51:30.769
23	1	1:53.358	35.646	38.788	38.924	267.3	53:24.127
24	1	1:52.947	35.402	38.557	38.988	268.0	55:17.074
25	1	1:53.095	35.378	38.972	38.745	270.0	57:10.169
26	1	2:00.540	35.523	45.600	39.417	270.0	59:10.709
27	1	<b>3:18.997 B</b>	35.634	1:07.312	1:36.051	268.0	1:02:29.706
28	3	15:57.211	...	43.619	39.199	190.1	1:18:26.917
29	3	1:54.011	36.759	39.052	38.200	227.4	1:20:20.928
30	3	1:50.971	35.240	37.629	38.102	264.7	1:22:11.899
31	3	<b>2:31.991 B</b>	35.330	37.360	1:19.301	269.3	1:24:43.890

