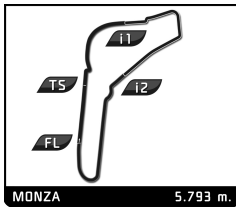


EUROPEAN LE MANS SERIES
4 Hours of Monza
Bronze Driver Collective Test

Sector Analysis

Lap under Red Flag											Invalidated Lap											Personal Best											Session Best											Crossing the pit lane										
Lap	D	Time	Sector 1	Sector 2	Sector 3	T. Spd	Elapsed	Lap	D	Time	Sector 1	Sector 2	Sector 3	T. Spd	Elapsed	Lap	D	Time	Sector 1	Sector 2	Sector 3	T. Spd	Elapsed	Lap	D	Time	Sector 1	Sector 2	Sector 3	T. Spd	Elapsed	Lap	D	Time	Sector 1	Sector 2	Sector 3	T. Spd	Elapsed															
2																																																						
United Autosports											Ligier JS P320 - Nissan																																											
1.Wayne BOYD											3.Edouard CAUHAUPE											LMP3																																
2.Robert WHELDON																																																						
1	2	3:04.409	1:50.339	37.136	36.934	148.6	3:04.409	1	1	2:17.719	1:00.255	39.133	38.331	198.9	2:17.719	2	1	1:51.951	35.184	38.995	37.772	269.3	4:09.670	3	1	1:51.207	34.932	37.863	38.412	272.0	6:00.877	4	1	4:24.972	1:22.201	1:24.914	1:37.857	80.0	10:25.849															
2	2	1:49.954	34.711	36.629	38.614	270.0	4:54.363	5	1	1:59.398	43.895	38.034	37.469	233.3	12:25.247	6	1	1:49.214	34.943	37.212	37.059	272.0	14:14.461	7	1	1:49.307	34.991	37.023	37.293	273.4	16:03.768	8	1	1:49.697	35.176	37.244	37.277	269.3	17:53.465															
3	2	2:55.306	35.042	47.724	1:32.540	270.7	7:49.669	9	1	1:49.216	34.748	37.259	37.209	274.8	19:42.681	10	1	1:54.651	34.834	37.179	42.638	275.5	21:37.332	11	1	4:00.815	2:45.505	37.705	37.605	213.4	25:38.147	12	1	1:48.631	34.459	37.210	36.962	275.5	27:26.778															
4	2	3:24.005	1:27.554	1:18.543	37.908	79.6	11:13.674	13	1	1:49.146	34.640	37.298	37.208	276.9	29:15.924	14	1	1:50.191	34.560	38.108	37.523	276.2	31:06.115	1	1	3:07.627	1:51.710	37.815	38.102	155.2	3:07.627	2	1	1:51.731	36.203	37.848	37.680	262.1	4:59.358															
5	2	1:47.170	34.515	36.172	36.483	268.7	13:00.844	3	1	3:09.462	35.273	1:01.616	1:32.573	270.7	8:08.820	4	1	4:07.655	1:27.635	1:23.685	1:16.335	80.1	10:47.354	5	1	1:55.903	38.311	38.707	38.885	208.9	13:18.513	6	1	1:49.498	34.855	37.529	37.114	269.3	12:36.852															
6	2	1:46.589	34.289	36.006	36.294	271.4	14:47.433	5	1	1:49.669	34.948	37.376	37.345	271.4	14:26.521	6	1	1:49.498	34.855	37.529	37.114	269.3	12:36.852	7	1	1:51.635	36.134	38.176	37.325	269.3	15:10.148	8	1	1:49.736	35.126	37.077	37.533	262.1	16:59.884															
7	2	1:46.313	34.199	36.102	36.012	272.7	16:33.746	7	1	1:49.011	34.857	37.133	37.021	272.0	16:15.532	8	1	1:51.239	35.459	37.722	38.058	272.0	18:51.123	9	1	1:51.239	35.459	37.722	38.058	272.0	18:51.123	10	1	1:51.239	35.459	37.722	38.058	272.0	18:51.123	11	1	1:51.239	35.459	37.722	38.058	272.0	18:51.123							
8	2	1:52.707	34.104	36.915	41.688	275.5	18:26.453	8	1	1:50.245	34.603	38.025	37.617	272.7	20:41.368	9	1	1:50.245	34.603	38.025	37.617	272.7	20:41.368	10	1	1:58.694	35.454	38.249	44.991	264.7	22:40.062	11	3	3:30.146	2:17.637	36.229	36.280	210.9	26:10.208	12	3	1:46.740	34.291	36.051	36.398	275.5	27:56.948							
9	2	3:27.976	2:15.771	36.040	36.165	211.8	21:54.429	9	1	1:58.694	35.454	38.249	44.991	264.7	22:40.062	10	1	1:48.354	34.520	36.878	36.956	274.1	23:32.506	11	3	1:46.740	34.291	36.051	36.398	275.5	27:56.948	12	3	1:46.683	34.352	36.112	36.219	276.9	29:43.631	13	3	1:46.683	34.352	36.112	36.219	276.9	29:43.631							
10	2	1:46.421	34.256	36.079	36.086	274.1	23:40.850	10	1	1:48.003	34.407	36.851	36.745	272.7	27:08.433	11	1	1:48.003	34.407	36.851	36.745	272.7	27:08.433	12	1	1:46.262	34.231	35.823	36.208	274.8	31:29.893	13	3	1:46.262	34.231	35.823	36.208	274.8	31:29.893															
11	2	1:49.151	34.362	35.963	38.826	273.4	25:30.001	11	1	1:47.924	34.454	36.743	36.727	272.0	25:20.430	12	1	1:47.924	34.454	36.743	36.727	272.0	25:20.430	13	3	1:46.683	34.352	36.112	36.219	276.9	29:43.631	14	3	1:46.262	34.231	35.823	36.208	274.8	31:29.893															
12	2	1:46.642	34.176	36.122	36.344	275.5	27:16.643	12	1	1:48.019	34.374	36.721	36.924	274.1	28:56.452	13	1	1:48.019	34.374	36.721	36.924	274.1	28:56.452	14	3	1:46.262	34.231	35.823	36.208	274.8	31:29.893	15	1	1:47.906	34.483	36.603	36.820	275.5	30:44.358	1	1	3:07.627	1:51.710	37.815	38.102	155.2	3:07.627							
13	2	1:46.406	34.133	35.982	36.291	274.1	29:03.049	13	1	1:47.924	34.454	36.743	36.727	272.0	25:20.430	14	1	1:48.019	34.374	36.721	36.924	274.1	28:56.452	15	1	1:47.906	34.483	36.603	36.820	275.5	30:44.358	2	1	1:51.731	36.203	37.848	37.680	262.1	4:59.358															
14	2	1:55.023	34.363	37.535	43.125	274.1	30:58.072	14	1	1:47.906	34.483	36.603	36.820	275.5	30:44.358	15	1	1:47.906	34.483	36.603	36.820	275.5	30:44.358	3	1	3:09.462	35.273	1:01.616	1:32.573	270.7	8:08.820	4	1	3:13.790	1:28.423	1:05.777	39.590	79.8	11:22.610	5	1	1:55.903	38.311	38.707	38.885	208.9	13:18.513							
3																																																						
United Autosports											Ligier JS P320 - Nissan																																											
1.James MCGUIRE											3.Andrew BENTLEY											LMP3																																
2.Duncan TAPPY																																																						
1	1	3:07.627	1:51.710	37.815	38.102	155.2	3:07.627	1	1	2:30.348	1:13.132	38.743	38.473	189.8	2:30.348	2	1	1:52.481	35.153	37.787	39.541	268.0	4:22.829	3	1	2:16.870	36.086	39.089	1:01.695	268.7	6:39.699	4	1	4:07.655	1:27.635	1:23.685	1:16.335	80.1	10:47.354															
2	1	1:51.731	36.203	37.848	37.680	262.1	4:59.358	3	1	2:16.870	36.086	39.089	1:01.695	268.7	6:39.699	4	1	4:07.655	1:27.635	1:23.685	1:16.335	80.1	10:47.354	5	1	1:55.903	38.311	38.707	38.885	208.9	13:18.513	6	1	1:49.498	34.855	37.529	37.114	269.3	12:36.852															
3	1	3:09.462	35.273	1:01.616	1:32.573	270.7	8:08.820	5	1	1:49.669	34.948	37.376	37.345	271.4	14:26.521	6	1	1:49.669	34.948	37.376	37.345	271.4	14:26.521	7	1	1:49.011	34.857	37.133	37.021	272.0	16:15.532	8	1	1:49.236	34.612	37.116	37.508	273.4	18:04.768															
4	1	3:13.790	1:28.423	1:05.777	39.590	79.8	11:22.610	7	1	1:49.011	34.857	37.133	37.021	272.0	16:15.532	8	1	1:49.236	34.612	37.116	37.508	273.4	18:04.768	9	1	1:50.162	34.520	38.302	37.340	274.8	19:54.930	10	1	1:49.222	34.654	37.448	37.120	272.7	21:44.152															
5	1	1:55.903	38.311	38.707	38.885	208.9	13:18.513	9	1	1:50.162	34.520	38.302	37.340	274.8	19:54.930	10	1	1:49.222	34.654	37.448	37.120	272.7	21:44.152	11	1	1:48.354	34.520	36.878	36.956	274.1	23:32.506	12	1	1:47.924	34.454	36.743	36.727	272.0	25:20.430															
6	1	1:51.635	36.134	38.176	37.325	269.3	15:10.148	10	1	1:49.222	34.654	37.448	37.120	272.7	21:44.152	11	1	1:48.354	34.520	36.878	36.956	274.1	23:32.506	12	1	1:47.924	34.454	36.743	36.727	272.0	25:20.430	13	1	1:48.003	34.407	36.851	36.745	272.7	27:08.433															
7	1	1:49.736	35.126	37.077	37.533	262.1	16:59.884	11	1	1:48.354	34.520	36.878	36.956	274.1	23:32.506	12	1	1:47.924	34.454	36.743	36.727	272.0	25:20.430	13	1	1:48.003	34.407	36.851	36.745	272.7	27:08.433	14	1	1:48.019	34.374	36.721	36.924	274.1	28:56.452															
8	1	1:51.239	35.459	37.722	38.058	272.0	18:51.123	12	1	1:47.924	34.454	36.743	36.727	272.0	25:20.430	13	1	1:48.003	34.407	36.851	36.745	272.7	27:08.433	14	1	1:48.019	34.374	36.721	36.924	274.1	28:56.452	15	1	1:47.906	34.483	36.603	36.820	275.5	30:44.358															
9	1	1:50.245	34.603	38.025	37.617	272.7	20:41.368	13	1	1:48.019	34.374	36.721	36.924	274.1	28:56.452	14	1	1:47.906	34.483	36.603	36.820	275.5	30:44.358	15	1	1:47.906	34.483	36.603	36.820	275.5	30:44.358	1	1	3:07.627	1:51.710	37.815	38.102	155.2	3:07.627															
10	1	1:58.694	35.454	38.249	44.991	264.7	22:40.062	14	1	1:47.906	34.483	36.603	36.820	275.5	30:44.358	15	1	1:47.906	34.483	36.603	36.820	275.5	30:44.358	2	1	1:51.731	36.203	37.848	37.680	262.1	4:59.358	3	1	3:09.462	35.273	1:01.616	1:32.573	270.7	8:08.820															
11	3	3:30.146	2:17.637	36.229	36.280	210.9	26:10.208	15	1	1:47.906	34.483	36.603	36.820	275.5	30:44.358	1	1	3:07.627	1:51.710	37.815	38.102	155.2	3:07.627	2	1	1:51.731	36.203	37.848	37.680	262.1	4:59.358	3	1	3:09.462	35.273	1:01.616	1:32.573	270.7	8:08.820															
12	3	1:46.740	34.291	36.051	36.398	275.5	27:56.948	1	1	3:07.627	1:51.710	37.815	38.102	155.2	3:07.627	2	1	1:51.731	36.203	37.848	37.680	262.1	4:59.358	3	1	3:09.462	35.273	1:01.616	1:32.573	270.7	8:08.820	4	1	3:13.790	1:28.423	1:05.777	39.590	79.8	11:22.610															

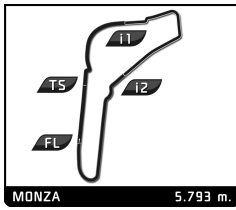


EUROPEAN LE MANS SERIES
4 Hours of Monza
Bronze Driver Collective Test

Sector Analysis

Lap under Red Flag Invalidated Lap Personal Best Session Best B Crossing the pit lane

Lap	D	Time	Sector 1	Sector 2	Sector 3	T. Spd	Elapsed	Lap	D	Time	Sector 1	Sector 2	Sector 3	T. Spd	Elapsed	
8	Graff		3.David DROUX		Ligier JS P320 - Nissan		LMP3	1	2	2:14.331	57.313	37.393	39.625	201.9	2:14.331	
	1.Eric TROUILLET							2	2	1:50.485	34.481	35.959	40.045	269.3	4:04.816	
	2.Sébastien PAGE							3	2	1:46.615	34.140	36.100	36.375	270.7	5:51.431	
	1	2	2:03.270	48.005	37.752	37.513	206.9	2:03.270	4	2	4:33.538	1:28.345	1:26.163	1:39.030	59.6	10:24.969
	2	2	1:49.929	35.070	37.656	37.203	270.0	3:53.199	5	2	2:04.841	43.782	37.005	44.054	233.8	12:29.810
	3	2	2:04.735	34.561	36.802	53.372	273.4	5:57.934	6	2	1:46.985	34.381	36.148	36.456	270.7	14:16.795
	4	2	4:30.087	B 1:22.814	1:26.202	1:41.071	79.7	10:28.021	7	2	1:47.053	34.244	36.118	36.691	270.0	16:03.848
	5	2	2:26.994	1:12.902	37.142	36.950	213.9	12:55.015	8	2	1:54.065	B 34.237	35.965	43.863	273.4	17:57.913
	6	2	1:47.577	34.511	36.410	36.656	270.7	14:42.592	9	1	3:14.312	2:01.447	36.500	36.365	173.9	21:12.225
	7	2	1:47.160	34.162	36.229	36.769	274.1	16:29.752	10	1	1:46.544	34.472	35.863	36.209	274.8	22:58.769
	8	2	1:48.234	34.051	36.493	37.690	273.4	18:17.986	11	1	2:02.686	34.821	40.453	47.412	266.7	25:01.455
	9	2	1:53.443	B 34.090	36.215	43.138	273.4	20:11.429	12	1	1:48.817	34.495	37.077	37.245	274.1	26:50.272
	10	1	3:28.487	2:14.079	37.409	36.999	215.6	23:39.916	13	1	1:46.430	34.260	35.825	36.345	276.2	28:36.702
	11	1	1:47.562	34.290	36.370	36.902	274.1	25:27.478	14	1	1:49.093	36.141	36.626	36.326	192.5	30:25.795
	12	1	1:46.854	34.236	36.184	36.434	274.8	27:14.332								
13	1	1:46.280	34.088	36.011	36.181	275.5	29:00.612									
14	1	1:46.836	34.096	36.086	36.654	276.9	30:47.448									
9	Graff				Ligier JS P320 - Nissan		LMP3									
	1.Matthias KAISER															
	2.Rory PENTTINEN															
	1	2	2:00.191	46.435	37.131	36.625	203.0	2:00.191								
	2	2	1:47.137	34.692	36.264	36.181	270.7	3:47.328								
	3	2	1:51.946	34.919	36.416	40.611	274.8	5:39.274								
	4	2	3:53.849	57.938	1:23.249	1:32.662	274.1	9:33.123								
	5	2	2:23.312	1:10.350	36.741	36.221	79.2	11:56.435								
	6	2	1:46.324	34.282	35.695	36.347	273.4	13:42.759								
	7	2	1:46.038	34.426	35.785	35.827	273.4	15:28.797								
	8	2	1:53.081	B 34.055	35.679	43.347	275.5	17:21.878								
	9	2	3:29.848	2:14.879	37.211	37.758	213.9	20:51.726								
	10	2	1:46.564	34.293	36.003	36.268	275.5	22:38.290								
	11	2	1:48.559	34.545	36.821	37.193	273.4	24:26.849								
	12	2	1:48.643	34.242	36.912	37.489	274.8	26:15.492								
13	2	1:46.410	34.149	36.132	36.129	275.5	28:01.902									
14	2	1:58.032	43.663	36.590	37.779	275.5	29:59.934									
15	2	1:47.659	34.775	36.463	36.421	275.5	31:47.593									
12	Racing Experience		3.Tom CLOET		Duqueine M30 - D08 - Nissan		LMP3									
	1.David HAUSER															
	2.Gary HAUSER															
	1	3	3:52.252	2:36.502	38.099	37.651	188.8	3:52.252								
	2	3	1:56.654	B 34.954	37.077	44.623	273.4	5:48.906								
	3	3	6:33.138	5:18.018	38.206	36.914	191.8	12:22.044								
	4	3	1:48.683	34.768	36.989	36.926	274.8	14:10.727								
	5	3	1:48.643	34.569	37.176	36.898	276.9	15:59.370								
	6	3	1:48.781	34.686	36.860	37.235	276.2	17:48.151								
	7	3	1:47.333	34.213	36.583	36.537	276.2	19:35.484								
	8	3	1:47.831	34.370	36.876	36.585	276.9	21:23.315								
	9	3	1:56.769	B 34.899	37.550	44.320	274.8	23:20.084								
	10	3	3:21.733	2:01.572	41.967	38.194	149.0	26:41.817								
11	3	1:51.036	35.128	38.492	37.416	270.0	28:32.853									
12	3	1:49.824	35.198	37.631	36.995	275.5	30:22.677									
13	Inter Europol Competition		3.Ugo DE WILDE		Ligier JS P320 - Nissan		LMP3									
	1.Martin HIPPE															
	2.Mattia PASINI															
14	Inter Europol Competition		3.Mateusz KAPRZYK		Ligier JS P320 - Nissan		LMP3									
	1.Erwin CREED															
	2.Marius ZUG															
	1	1	2:24.682	1:05.877	39.812	38.993	178.8	2:24.682								
	2	1	1:52.212	35.448	37.933	38.831	250.6	4:16.894								
	3	1	2:02.246	B 35.014	36.720	50.512	262.8	6:19.140								
	4	1	5:59.991	4:46.275	37.102	36.614	200.0	12:19.131								
	5	1	1:50.028	35.118	37.831	37.079	262.8	14:09.159								
	6	1	1:47.687	34.604	36.438	36.645	271.4	15:56.846								
	7	1	1:47.424	34.458	36.453	36.513	274.8	17:44.270								
	8	1	1:47.332	34.290	36.509	36.533	275.5	19:31.602								
	9	1	1:55.985	B 34.701	36.779	44.505	275.5	21:27.587								
	10	1	3:41.595	2:14.644	45.759	41.192	206.5	25:09.182								
	11	1	1:51.082	35.180	38.241	37.661	271.4	27:00.264								
	12	1	1:49.081	34.886	37.015	37.180	275.5	28:49.345								
13	1	1:48.638	34.731	36.814	37.093	275.5	30:37.983									
15	RLR M Sport		3.Malthe JAKOBSEN		Ligier JS P320 - Nissan		LMP3									
	1.Michael BENHAM															
	2.Alex KAPADIA															
	1	1	2:29.274	1:10.892	39.769	38.613	168.2	2:29.274								
	2	1	1:50.904	34.956	37.699	38.249	268.0	4:20.178								
	3	1	7:03.723	5:22.722	1:02.423	38.578	272.7	11:23.901								
	4	1	1:55.216	37.279	39.831	38.106	223.1	13:19.117								
	5	1	1:51.647	35.869	38.268	37.510	259.6	15:10.764								
	6	1	1:49.299	34.999	37.252	37.048	274.8	17:00.063								
	7	1	1:48.742	34.690	37.079	36.973	277.6	18:48.805								
	8	1	1:48.296	34.516	36.980	36.800	275.5	20:37.101								
	9	1	1:47.677	34.372	36.450	36.855	275.5	22:24.778								
	10	1	1:47.557	34.271	36.529	36.757	274.8	24:12.335								
	11	1	1:51.427	34.396	36.531	40.500	275.5	26:03.762								
	12	1	1:48.057	34.226	36.746	37.085	276.9	27:51.819								
13	1	1:47.992	34.589	36.604	36.799	276.9	29:39.811									
14	1	1:48.786	34.518	37.123	37.145	275.5	31:28.597									
17	IDEC Sport		3.Ryan DALZIEL		Oreca 07 - Gibson		LMP2 P/A									
	1.Dwight MERRIMAN															

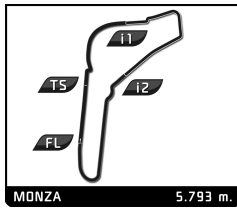


EUROPEAN LE MANS SERIES
4 Hours of Monza
Bronze Driver Collective Test

Sector Analysis

Lap under Red Flag											Invalidated Lap	Personal Best	Session Best	B Crossing the pit lane	
Lap	D	Time	Sector 1	Sector 2	Sector 3	T. Spd	Elapsed	Lap	D	Time	Sector 1	Sector 2	Sector 3	T. Spd	Elapsed
4	1	5:34.231	4:21.772	36.824	35.635	158.6	12:19.187	9	3	1:52.203 B	34.174	35.621	42.408	278.4	22:20.417
5	1	1:46.549	33.798	37.363	35.388	282.0	14:05.736	10	3	3:52.169	2:39.155	36.821	36.193	211.8	26:12.586
6	1	1:43.864	33.417	35.585	34.862	282.7	15:49.600	11	3	1:47.468	34.097	37.214	36.157	277.6	28:00.054
7	1	1:44.921	33.243	35.660	36.018	285.7	17:34.521	12	3	1:48.818	33.969	35.677	39.172	278.4	29:48.872
8	1	1:43.719	32.909	35.717	35.093	291.9	19:18.240	13	3	1:46.439	34.126	35.978	36.335	278.4	31:35.311
9	1	1:43.810	33.085	36.097	34.628	293.5	21:02.050	21 DragonSpeed USA Oreca 07 - Gibson 1.Henrik HEDMAN 3.Juan Pablo MONTOYA LMP2 P/A 2.Ben HANLEY							
10	1	1:43.917	33.203	35.603	35.111	281.2	22:45.967	1	1	1:58.416	43.614	37.767	37.035	180.6	1:58.416
11	1	1:44.157	32.919	36.435	34.803	290.3	24:30.124	2	1	1:46.380	33.691	36.542	36.147	252.3	3:44.796
12	1	2:07.042	32.953	58.728	35.361	291.1	26:37.166	3	1	1:44.571	33.062	35.848	35.661	274.1	5:29.367
13	1	1:44.026	33.162	35.569	35.295	282.7	28:21.192	4	1	3:41.857 B	45.809	1:21.677	1:34.371	234.8	9:11.224
14	1	2:05.842 B	46.305	36.303	43.234	288.0	30:27.034	5	1	6:26.460	5:15.485	35.682	35.293	184.9	15:37.684
18 1 AIM Villorba Corse Ligier JS P320 - Nissan 1.Alessandro BRESSAN 3.Damiano FIORAVANTI LMP3 2.Andreas LASKARATOS							1								
1	2	1:56.858	42.479	37.076	37.303	201.5	1:56.858	6	1	1:42.004	32.632	34.856	34.516	284.2	17:19.688
2	2	1:49.989	35.546	37.498	36.945	259.0	3:46.847	7	1	1:44.551	32.842	36.588	35.121	273.4	19:04.239
3	2	1:48.870	34.559	37.025	37.286	270.0	5:35.717	8	1	1:46.462	32.793	37.237	36.432	290.3	20:50.701
4	2	3:48.063 B	53.430	1:20.591	1:34.042	248.3	9:23.780	9	1	1:42.574	32.926	34.717	34.931	284.2	22:33.275
5	2	7:00.679	5:43.851	39.991	36.837	208.9	16:24.459	10	1	1:41.648	32.547	34.656	34.445	293.5	24:14.923
6	2	1:47.611	34.676	36.370	36.565	270.7	18:12.070	11	1	1:45.311	32.902	35.608	36.801	249.4	26:00.234
7	2	1:47.991	34.947	36.318	36.726	273.4	20:00.061	12	1	1:41.957	32.551	34.653	34.753	291.1	27:42.191
8	2	1:47.252	34.481	36.096	36.675	274.8	21:47.313	13	1	1:44.799	32.688	34.796	37.315	283.5	29:26.990
9	2	1:47.043	34.503	35.935	36.605	274.1	23:34.356	14	1	1:41.644	32.490	34.752	34.402	294.3	31:08.634
10	2	1:49.844	34.474	36.340	39.030	273.4	25:24.200	25 G-Drive Racing Aurus 01 - Gibson 1.John FALB 3.Roberto MERHI LMP2 P/A 2.Rui ANDRADE							
11	2	1:47.388	34.413	36.448	36.527	275.5	27:11.588	1	1	2:07.177	51.804	37.451	37.922	188.2	2:07.177
12	2	1:47.817	34.465	36.442	36.910	275.5	28:59.405	2	1	2:09.780	33.221	58.899	37.660	288.8	4:16.957
13	2	1:47.742	34.646	36.434	36.662	274.1	30:47.147	3	1	1:50.741 B	32.829	36.087	41.825	293.5	6:07.698
19 COOL Racing Ligier JS P320 - Nissan 1.Nicolas MAULINI 3.Niklas KRUETTEN LMP3 2.Matthew BELL							4								
1	1	4:41.848 B	2:07.016	1:09.779	1:25.053	89.9	4:41.848	5	1	7:28.028	6:17.653	35.557	34.818	205.7	13:35.726
2	1	7:33.355	6:18.589	37.637	37.129	137.8	12:15.203	6	1	1:43.271	33.015	35.329	34.927	291.1	15:18.997
3	1	1:46.953	34.645	36.005	36.303	270.0	14:02.156	7	1	1:42.261	32.979	34.911	34.371	291.9	17:01.258
4	1	1:46.189	34.384	35.906	35.899	272.7	15:48.345	8	1	1:44.123	33.950	35.812	34.361	282.7	18:45.381
5	1	1:49.372	34.170	35.789	39.413	274.8	17:37.717	9	1	1:42.112	32.711	34.816	34.585	294.3	20:27.493
6	1	1:45.598	34.142	35.642	35.814	274.1	19:23.315	10	1	1:41.874	33.066	34.375	34.433	292.7	22:09.367
7	1	1:47.006	34.101	36.002	36.903	276.2	21:10.321	11	1	1:42.978	33.308	34.963	34.707	275.5	23:52.345
8	1	1:45.698	33.946	35.915	35.837	277.6	22:56.019	12	1	1:41.922	32.919	34.787	34.216	291.9	25:34.267
9	1	1:47.699	34.659	36.871	36.169	237.9	24:43.718	13	1	1:50.559	32.849	34.689	43.021	294.3	27:24.826
10	1	1:48.955	34.238	37.431	37.286	274.8	26:32.673	14	1	1:56.163	32.781	38.893	44.489	293.5	29:20.989
11	1	1:46.535	34.106	35.906	36.523	277.6	28:19.208	1	1	1:41.482	32.569	34.686	34.227	293.5	31:02.471
12	1	1:50.092	35.047	36.893	38.152	251.2	30:09.300	29 Ultimate Oreca 07 - Gibson 1.Matthieu LAHAYE 3.François HERIAU LMP2 P/A 2.Jean-Baptiste LAHAYE							
1	3	2:03.344	50.831	36.575	35.938	194.9	2:03.344	2	3	1:47.947	36.785	35.502	35.660	291.1	3:51.291
2	3	3:27.372	37.725	1:17.198	1:32.449	272.0	8:44.470	3	3	1:45.055	33.034	36.047	35.974	272.0	5:36.346
3	3	2:52.406	1:26.365	48.029	38.012	79.5	11:36.876	4	3	3:52.921	59.653	1:21.218	1:32.050	291.9	9:29.267
4	3	1:46.630	34.612	35.967	36.051	274.1	13:23.506	5	3	2:24.849	1:12.689	36.955	35.205	80.5	11:54.116
5	3	1:46.710	34.062	36.683	35.965	280.5	15:10.216	6	3	1:42.606	32.720	35.140	34.746	294.3	13:36.722
6	3	1:45.402	34.042	35.680	35.680	277.6	16:55.618	7	3	1:49.505 B	33.029	35.066	41.410	294.3	15:26.227
7	3	1:46.413	33.832	36.478	36.103	278.4	18:42.031	8	3	2:30.808	1:20.318	35.864	34.626	229.3	17:57.035
8	3	1:46.183	34.226	35.782	36.175	274.8	20:28.214	9	3	1:42.627	32.620	35.401	34.606	293.5	19:39.662
								10	3	1:42.582	32.650	34.830	35.102	295.1	21:22.244
								11	3	1:41.825	32.558	34.772	34.495	295.1	23:04.069



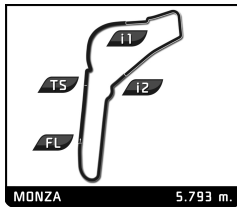


EUROPEAN LE MANS SERIES
4 Hours of Monza
Bronze Driver Collective Test

Sector Analysis

Lap under Red Flag												Invalidated Lap												Personal Best												Session Best												Crossing the pit lane											
Lap	D	Time	Sector 1	Sector 2	Sector 3	T. Spd	Elapsed	Lap	D	Time	Sector 1	Sector 2	Sector 3	T. Spd	Elapsed	Lap	D	Time	Sector 1	Sector 2	Sector 3	T. Spd	Elapsed	Lap	D	Time	Sector 1	Sector 2	Sector 3	T. Spd	Elapsed	Lap	D	Time	Sector 1	Sector 2	Sector 3	T. Spd	Elapsed																				
34 Racing Team Turkey Oreca 07 - Gibson																																																											
1.Salih YOLUC												3.Logan SARGEANT																								LMP2 P/A																							
2.Charlie EASTWOOD																																																											
1	1	3:41.023	2:27.975	37.312	35.736	216.9	3:41.023	3	1	2:29.115	38.386	41.385	1:09.344	202.2	6:49.255																																												
2	1	1:41.172	32.342	34.572	34.258	294.3	5:22.195	4	1	6:33.767	5:11.395	42.010	40.362	180.9	13:23.022																																												
3	1	3:24.534	34.487	1:17.860	1:32.187	250.0	8:46.729	5	1	2:00.553	36.630	41.562	42.361	252.9	15:23.575																																												
4	1	2:49.115	1:27.399	45.672	36.044	80.7	11:35.844	6	1	1:52.829	35.132	38.870	38.827	269.3	17:16.404																																												
5	1	1:44.087	32.706	34.993	36.388	293.5	13:19.931	7	1	1:52.062	35.326	38.077	38.659	269.3	19:08.466																																												
6	1	1:51.174	33.102	35.603	42.469	295.9	15:11.105	8	1	1:51.961	35.022	38.512	38.427	270.0	21:00.427																																												
7	1	3:04.592	1:53.565	35.432	35.595	230.3	18:15.697	9	1	1:52.020	35.169	38.095	38.756	270.0	22:52.447																																												
8	1	1:41.952	32.280	34.844	34.828	294.3	19:57.649	10	1	1:51.354	35.099	37.723	38.532	268.7	24:43.801																																												
9	1	1:41.467	32.486	34.826	34.155	294.3	21:39.116	11	1	2:05.312	37.933	45.563	41.816	233.3	26:49.113																																												
10	1	1:40.949	32.289	34.378	34.282	295.1	23:20.065	12	1	1:56.996	39.743	38.580	38.673	270.0	28:46.109																																												
11	1	1:41.091	32.258	34.540	34.293	294.3	25:01.156	13	1	1:51.605	34.927	37.823	38.855	270.7	30:37.714																																												
12	1	1:44.343	32.225	35.795	36.323	296.7	26:45.499																																																				
13	1	1:45.719	32.636	36.070	37.013	298.3	28:31.218																																																				
14	1	1:41.263	32.560	34.414	34.289	296.7	30:12.481																																																				
37 COOL Racing Oreca 07 - Gibson																																																											
1.Alexandre COIGNY												3.Antonin BORGA																								LMP2 P/A																							
2.Nicolas LAPIERRE																																																											
1	1	24:47.458	...	36.554	39.426	177.0	24:47.458																																																				
2	1	1:48.647	34.355	38.610	35.682	265.4	26:36.105																																																				
3	1	1:44.225	32.788	35.565	35.872	291.9	28:20.330																																																				
4	1	1:45.462	34.088	35.546	35.828	242.7	30:05.792																																																				
39 Graff Oreca 07 - Gibson																																																											
1.Vincent CAPILLAIRE												3.Arnold ROBIN																								LMP2 P/A																							
2.Maxime ROBIN																																																											
1	3	2:04.431	48.392	39.902	36.137	223.6	2:04.431																																																				
2	3	1:46.513	33.766	36.704	36.043	255.3	3:50.944																																																				
3	3	1:45.232	33.114	36.097	36.021	285.7	5:36.176																																																				
4	3	3:44.558	52.539	1:20.663	1:31.356	271.4	9:20.734																																																				
5	3	2:33.151	1:19.325	38.151	35.675	81.1	11:53.885																																																				
6	3	1:45.967	34.403	35.997	35.567	206.9	13:39.852																																																				
7	3	1:45.127	32.910	36.595	35.622	288.0	15:24.979																																																				
8	3	1:45.851	33.771	36.418	35.662	258.4	17:10.830																																																				
9	3	1:45.603	33.261	36.577	35.765	278.4	18:56.433																																																				
10	3	1:45.609	34.080	36.180	35.349	239.5	20:42.042																																																				
11	3	1:46.347	34.733	36.160	35.454	247.7	22:28.389																																																				
12	3	1:43.894	32.863	35.597	35.434	286.5	24:12.283																																																				
13	3	1:43.389	32.816	35.615	34.958	292.7	25:55.672																																																				
14	3	1:44.809	32.826	36.410	35.573	290.3	27:40.481																																																				
15	3	1:43.033	32.745	35.387	34.901	293.5	29:23.514																																																				
16	3	1:43.454	32.869	35.646	34.939	290.3	31:06.968																																																				
60 Iron Lynx Ferrari 488 GTE Evo																																																											
1.Claudio SCHIAVONI												3.Paolo RUBERTI																								LMGTE																							
2.Giorgio SERNAGIOTTO																																																											
1	1	2:20.764	1:02.265	39.252	39.247	185.6	2:20.764																																																				
2	1	1:59.376	35.742	39.974	43.660	257.8	4:20.140																																																				
66 JMW Motorsport Ferrari 488 GTE Evo																																																											
1.Jody FANNIN												3.Rodrigo SALES																								LMGTE																							
2.Andrea FONTANA																																																											
1	3	2:27.137	1:06.687	40.647	39.803	190.5	2:27.137																																																				
2	3	1:53.208	35.441	38.954	38.813	267.3	4:20.345																																																				
3	3	2:19.526	37.257	37.764	1:04.505	264.1	6:39.871																																																				
4	3	6:32.593	5:16.834	37.716	38.043	206.5	13:12.464																																																				
5	3	1:50.301	35.125	37.450	37.726	270.0	15:02.765																																																				
6	3	1:50.136	35.042	37.127	37.967	269.3	16:52.901																																																				
7	3	1:51.922	35.562	38.378	37.982	271.4	18:44.823																																																				
8	3	2:11.856	34.965	58.095	38.796	266.7	20:56.679																																																				
9	3	1:50.519	34.840	37.704	37.975	271.4	22:47.198																																																				
10	3	1:51.083	35.476	37.651	37.956	270.7	24:38.281																																																				
11	3	1:50.304	35.109	37.424	37.771	269.3	26:28.585																																																				
12	3	1:50.814	34.874	37.986	37.954	271.4	28:19.399																																																				
13	3	1:51.525	35.678	37.738	38.109	259.0	30:10.924																																																				
70 Realteam Racing Oreca 07 - Gibson																																																											
1.Esteban GARCIA																																				LMP2 P/A																							
2.Loic DUVAL																																																											
1	1	1:57.244	43.089	37.569	36.586	196.4	1:57.244																																																				
2	1	1:46.239	33.452	36.668	36.119	271.4	3:43.483																																																				
3	1	1:53.956	33.522	36.715	43.719	286.5	5:37.439																																																				
4	1	7:41.852	6:27.954	36.642	37.256	225.9	13:19.291																																																				
5	1	1:46.096	33.686	36.956	35.454	279.8	15:05.387																																																				
6	1	1:44.358	33.169	36.141	35.048	291.1	16:49.745																																																				
7	1	2:16.807	1:03.071	37.444	36.292	293.5	19:06.552																																																				
8	1	1:48.799	33.039	39.530	36.230	294.3	20:55.351																																																				
9	1	1:44.530	33.390	36.001	35.139	292.7	22:39.881																																																				
10	1	1:45.477	33.068	36.741	35.668	293.5	24:25.358																																																				
11	1	1:44.929	33.217	35.977	35.735	293.5	26:10.287																																																				
12	1	1:45.913	33.058	36.585	36.270	293.5	27:56.200																																																				
13	1	1:43.983	32.953	35.732	35.298	294.3	29:40.183																																																				
14	1	1:44.995	32.861	37.062	35.072	295.1	31:25.178																																																				
77 Proton Competition Porsche 911 RSR - 19																																																											
1.Christian RIED												3.Gianmaria BRUNI																								LMGTE																							
2.Cooper MACNEIL																																																											
1	1	2:39.131	1:21.749	38.987	38.395	204.5	2:39.131																																																				
2	1	1:51.850	35.522	38.219	38.109	255.3	4:30.981																																																				
3	1	2:31.962	35.396	37.737	1:18.829	267.3	7:02.943																																																				
4	1	3:52.664	1:27.457	1:21.438	1:03.769	80.0	10:55.607																																																				
5	1	1:50.697	35.507	37.517	37.673	266.7	12:46.304																																																				
6	1	1:51.325	35.059	38.201	38.065	268.0	14:37.629																																																				





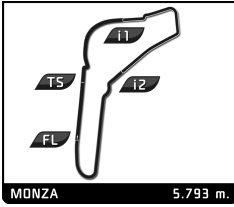
EUROPEAN LE MANS SERIES
4 Hours of Monza
Bronze Driver Collective Test

Sector Analysis

Lap under Red Flag Invalidated Lap Personal Best Session Best Crossing the pit lane

Lap	D	Time	Sector 1	Sector 2	Sector 3	T. Spd	Elapsed	Lap	D	Time	Sector 1	Sector 2	Sector 3	T. Spd	Elapsed
7	1	1:50.176	35.144	37.423	37.609	268.7	16:27.805	11	1	1:55.306	35.015	41.893	38.398	275.5	26:43.650
8	1	1:50.891	34.907	37.353	38.631	269.3	18:18.696	12	1	1:52.901	34.607	37.698	40.596	274.1	28:36.551
9	1	1:49.787	34.861	37.340	37.586	269.3	20:08.483	13	1	1:51.609	35.985	37.055	38.569	208.9	30:28.160
10	1	1:57.171 B	35.146	37.357	44.668	266.7	22:05.654	92 Racing Team Nederland Oreca 07 - Gibson							
11	1	4:11.245	2:53.016	39.592	38.637	206.9	26:16.899	1.Frits VAN EERD 2.Giedo VAN DER GARDE							
12	1	1:50.378	34.808	37.948	37.622	270.0	28:07.277	1	1	3:42.114	2:27.670	38.584	35.860	195.3	3:42.114
13	1	1:50.142	34.910	37.441	37.791	268.7	29:57.419	2	1	1:43.480	33.134	35.524	34.822	289.5	5:25.594
14	1	1:50.183	34.920	37.457	37.806	270.0	31:47.602	3	1	3:23.100	33.370	1:17.934	1:31.796	285.7	8:48.694
80 Iron Lynx Ferrari 488 GTE Evo								92 Racing Team Nederland Oreca 07 - Gibson							
1.Matteo CRESSONI 3.Miguel MOLINA								1.Frits VAN EERD							
2.Rino MASTRONARDI LMGT E								2.Giedo VAN DER GARDE							
1	2	5:07.879	3:41.793	40.212	45.874	154.5	5:07.879	4	1	2:48.370	1:27.168	44.653	36.549	79.9	11:37.064
2	2	3:32.566	40.975	1:19.263	1:32.328	256.5	8:40.445	5	1	1:43.402	33.052	35.205	35.145	288.8	13:20.466
3	2	3:04.917	1:27.796	50.152	46.969	80.0	11:45.362	6	1	1:45.601	34.571	36.240	34.790	240.0	15:06.067
4	2	1:50.650	35.370	37.318	37.962	257.1	13:36.012	7	1	1:44.049	32.881	35.852	35.316	293.5	16:50.116
5	2	2:02.017 B	35.669	39.122	47.226	252.3	15:38.029	8	1	1:43.127	33.780	34.785	34.562	295.1	18:33.243
6	2	5:23.213	3:59.916	42.103	41.194	161.7	21:01.242	9	1	1:50.606 B	32.559	37.317	40.730	293.5	20:23.849
7	2	1:54.088	37.161	38.347	38.580	226.4	22:55.330	10	1	2:35.888	1:26.467	34.900	34.521	229.3	22:59.737
8	2	1:50.386	35.043	37.276	38.067	265.4	24:45.716	11	1	1:46.201	33.557	36.035	36.609	274.8	24:45.938
9	2	2:12.412	38.775	44.165	49.472	255.9	26:58.128	12	1	1:43.891	33.151	36.190	34.550	276.9	26:29.829
10	2	1:50.014	34.987	37.283	37.744	268.7	28:48.142	13	1	1:43.707	32.873	34.781	36.053	291.1	28:13.536
11	2	1:49.793	34.813	37.137	37.843	271.4	30:37.935	14	1	1:43.349	32.730	35.293	35.326	291.1	29:56.885
83 Iron Lynx Ferrari 488 GTE Evo								93 Proton Competition Porsche 911 RSR - 19							
1.Rahel FREY 3.Manuela GOSTNER								1.Michael FASSBENDER 3.Richard LIETZ							
2.Michelle GATTING LMGT E								2.Felipe LASER LMGT E							
1	3	2:19.844	1:00.330	39.765	39.749	173.1	2:19.844	1	1	3:01.595	1:41.998	39.466	40.131	178.8	3:01.595
2	3	1:57.019	35.188	42.150	39.681	266.0	4:16.863	2	1	1:54.000	35.263	38.696	40.041	263.4	4:55.595
3	3	2:04.529	35.660	37.774	51.095	243.8	6:21.392	3	1	3:02.741	36.073	54.302	1:32.366	245.5	7:58.336
4	3	4:18.054	1:29.237	1:22.833	1:25.984	80.1	10:39.446	4	1	3:24.085	1:28.171	1:13.511	42.403	80.0	11:22.421
5	3	1:54.234	37.525	38.414	38.295	209.3	12:33.680	5	1	1:58.616	36.965	39.175	42.476	209.7	13:21.037
6	3	1:50.262	34.986	37.238	38.038	268.0	14:23.942	6	1	1:54.757	35.782	39.336	39.639	252.3	15:15.794
7	3	1:50.607	34.884	37.534	38.189	270.0	16:14.549	7	1	1:51.745	35.286	38.129	38.330	268.0	17:07.539
8	3	1:50.186	34.849	37.395	37.942	270.0	18:04.735	8	1	1:52.196	35.896	37.844	38.456	242.7	18:59.735
9	3	1:53.271	35.685	38.619	38.967	228.3	19:58.006	9	1	1:53.002	35.156	38.844	39.002	267.3	20:52.737
10	3	1:49.847	34.802	37.195	37.850	270.0	21:47.853	10	1	1:50.588	34.940	37.582	38.066	272.0	22:43.325
11	3	1:49.408	34.718	36.942	37.748	271.4	23:37.261	11	1	1:50.336	35.065	37.566	37.705	270.0	24:33.661
12	3	1:50.287	34.699	37.518	38.070	270.0	25:27.548	12	1	1:50.618	34.861	37.786	37.971	271.4	26:24.279
13	3	1:52.142	35.133	37.896	39.113	253.5	27:19.690	13	1	1:50.813	34.985	37.484	38.344	270.0	28:15.092
14	3	1:50.248	34.886	37.329	38.033	270.7	29:09.938	14	1	1:52.131	35.784	37.954	38.393	243.2	30:07.223
15	3	1:49.963	34.684	37.410	37.869	272.0	30:59.901	95 TF Sport Aston Martin Vantage AMR							
88 AF Corse Ferrari 488 GTE Evo								1.John HARTSHORNE 3.Oliver HANCOCK							
1.François PERRODO 3.Alessio ROVERA								2.Ross GUNN LMGT E							
2.Emmanuel COLLARD LMGT E															
1	1	2:35.875	1:18.345	39.001	38.529	205.3	2:35.875	1	1	2:31.474	1:09.626	41.447	40.401	187.2	2:31.474
2	1	1:51.503	35.112	37.999	38.392	270.7	4:27.378	2	1	1:55.158	35.849	39.690	39.619	266.7	4:26.632
3	1	2:20.154 B	35.775	37.826	1:06.553	259.0	6:47.532	3	1	2:19.950	36.779	39.055	1:04.116	242.2	6:46.582
4	1	7:03.153	5:47.711	37.618	37.824	210.1	13:50.685	4	1	4:05.313	1:27.509	1:22.675	1:15.129	79.1	10:51.895
5	1	1:49.901	34.991	37.100	37.810	270.7	15:40.586	5	1	1:53.396	35.756	38.668	38.972	260.9	12:45.291
6	1	1:49.161	34.732	37.139	37.290	272.7	17:29.747	6	1	1:53.202	35.369	38.599	39.234	267.3	14:38.493
7	1	1:48.726	34.653	36.936	37.137	272.0	19:18.473	7	1	1:52.254	35.057	38.482	38.715	269.3	16:30.747
8	1	1:49.447	34.839	36.940	37.668	274.8	21:07.920	8	1	1:53.508	35.721	39.133	38.654	244.3	18:24.255
9	1	1:50.124	35.244	37.129	37.751	272.7	22:58.044	9	1	1:51.732	35.176	38.232	38.324	269.3	20:15.987
10	1	1:50.300	34.735	37.177	38.388	273.4	24:48.344	10	1	1:52.136	35.186	38.495	38.455	270.0	22:08.123
								11	1	1:51.096	34.999	38.012	38.085	269.3	23:59.219
								12	1	1:52.345	35.289	38.214	38.842	268.7	25:51.564





EUROPEAN LE MANS SERIES
4 Hours of Monza
Bronze Driver Collective Test

Sector Analysis

■ Lap under Red Flag
 ■ Invalidated Lap
 ■ Personal Best
 ■ Session Best
 B Crossing the pit lane

Lap	D	Time	Sector 1	Sector 2	Sector 3	T. Spd	Elapsed	Lap	D	Time	Sector 1	Sector 2	Sector 3	T. Spd	Elapsed
13	1	1:52.851	35.259	38.267	39.325	268.7	27:44.415								
14	1	1:52.177	35.013	38.448	38.716	270.7	29:36.592								
15	1	1:54.464	35.387	39.640	39.437	270.7	31:31.056								

