

EUROPEAN LE MANS SERIES

4 Hours of Monza

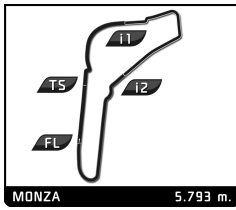
Free Practice 2

Sector Analysis

Amended

| | | | | | | | | | | | Lap under Red Flag | Invalidated Lap | Personal Best | Session Best | B Crossing the pit lane | | | | | | | | | | | | | | |
|-----|---|-----------|----------|----------|----------|--------|-------------|-------------|----|-----------|--------------------|-----------------|---------------|--------------|-------------------------|--|-----------|--|--|--|--|--|--|--|--|--|--|--|--|
| Lap | D | Time | Sector 1 | Sector 2 | Sector 3 | T. Spd | Elapsed | Lap | D | Time | Sector 1 | Sector 2 | Sector 3 | T. Spd | Elapsed | | | | | | | | | | | | | | |
| 4 | 3 | 1:48.428 | 34.591 | 37.118 | 36.719 | 279.8 | 7:37.172 | 9 | 3 | 1:46.653 | 34.266 | 36.211 | 36.176 | 274.8 | 34:05.160 | | | | | | | | | | | | | | |
| 5 | 3 | 1:50.454 | 34.703 | 36.797 | 38.954 | 278.4 | 9:27.626 | 10 | 3 | 1:52.015 | B | 34.262 | 36.120 | 41.633 | 276.2 | 35:57.175 | | | | | | | | | | | | | |
| 6 | 3 | 1:47.455 | 34.477 | 36.515 | 36.463 | 276.9 | 11:15.081 | 11 | 2 | 3:29.862 | 2:14.512 | 38.476 | 36.874 | 215.1 | 39:27.037 | | | | | | | | | | | | | | |
| 7 | 3 | 1:47.796 | 34.249 | 36.875 | 36.672 | 274.8 | 13:02.877 | 12 | 2 | 1:47.678 | 34.409 | 36.628 | 36.641 | 275.5 | 41:14.715 | | | | | | | | | | | | | | |
| 8 | 3 | 1:47.203 | 34.455 | 36.282 | 36.466 | 275.5 | 14:50.080 | 13 | 2 | 1:46.874 | 34.281 | 36.291 | 36.302 | 274.1 | 43:01.589 | | | | | | | | | | | | | | |
| 9 | 3 | 1:48.397 | 34.486 | 36.874 | 37.037 | 274.8 | 16:38.477 | 14 | 2 | 1:46.886 | 34.226 | 36.138 | 36.522 | 274.8 | 44:48.475 | | | | | | | | | | | | | | |
| 10 | 3 | 1:47.736 | 34.383 | 36.390 | 36.963 | 276.2 | 18:26.213 | 15 | 2 | 1:54.357 | B | 34.189 | 36.385 | 43.783 | 276.9 | 46:42.832 | | | | | | | | | | | | | |
| 11 | 3 | 1:47.365 | 34.321 | 36.453 | 36.591 | 275.5 | 20:13.578 | 16 | 2 | 6:41.197 | 5:26.591 | 37.896 | 36.710 | 80.1 | 53:24.029 | | | | | | | | | | | | | | |
| 12 | 3 | 1:56.582 | B | 36.133 | 37.378 | 43.071 | 275.5 | 22:10.160 | 17 | 2 | 1:48.585 | 34.980 | 37.066 | 36.539 | 269.3 | 55:12.614 | | | | | | | | | | | | | |
| 13 | 1 | 5:01.001 | 3:44.005 | 37.988 | 39.008 | 213.0 | 27:11.161 | 18 | 2 | 1:46.899 | 34.263 | 36.386 | 36.250 | 276.9 | 56:59.513 | | | | | | | | | | | | | | |
| 14 | 1 | 1:49.448 | 34.620 | 37.472 | 37.356 | 274.1 | 29:00.609 | 19 | 2 | 1:52.969 | B | 34.104 | 36.223 | 42.642 | 274.8 | 58:52.482 | | | | | | | | | | | | | |
| 15 | 1 | 1:48.760 | 34.737 | 37.088 | 36.935 | 273.4 | 30:49.369 | 20 | 1 | 3:42.453 | 2:26.148 | 38.361 | 37.944 | 186.2 | 1:02:34.935 | | | | | | | | | | | | | | |
| 16 | 1 | 1:50.795 | 34.377 | 37.470 | 38.948 | 274.1 | 32:40.164 | 21 | 1 | 1:50.373 | 35.100 | 37.724 | 37.549 | 268.0 | 1:04:25.308 | | | | | | | | | | | | | | |
| 17 | 1 | 1:49.266 | 34.897 | 37.394 | 36.975 | 276.2 | 34:29.430 | 22 | 1 | 1:49.326 | 34.657 | 37.404 | 37.265 | 272.7 | 1:06:14.634 | | | | | | | | | | | | | | |
| 18 | 1 | 1:48.885 | 34.463 | 37.132 | 37.290 | 275.5 | 36:18.315 | 23 | 1 | 1:48.898 | 34.685 | 37.121 | 37.092 | 272.0 | 1:08:03.532 | | | | | | | | | | | | | | |
| 19 | 1 | 1:49.810 | 34.688 | 37.654 | 37.468 | 276.2 | 38:08.125 | 24 | 1 | 1:50.705 | 34.861 | 37.618 | 38.226 | 274.8 | 1:09:54.237 | | | | | | | | | | | | | | |
| 20 | 1 | 1:49.237 | 34.723 | 37.283 | 37.231 | 274.8 | 39:57.362 | 25 | 1 | 1:49.307 | 34.660 | 37.287 | 37.360 | 274.8 | 1:11:43.544 | | | | | | | | | | | | | | |
| 21 | 1 | 1:49.370 | 34.780 | 36.980 | 37.610 | 278.4 | 41:46.732 | 26 | 1 | 1:49.648 | 34.614 | 37.498 | 37.536 | 272.7 | 1:13:33.192 | | | | | | | | | | | | | | |
| 22 | 1 | 1:50.736 | 34.813 | 37.541 | 38.382 | 274.1 | 43:37.468 | 27 | 1 | 1:50.679 | 34.787 | 37.663 | 38.229 | 272.7 | 1:15:23.871 | | | | | | | | | | | | | | |
| 23 | 1 | 1:49.735 | 34.721 | 37.726 | 37.288 | 276.2 | 45:27.203 | 28 | 1 | 1:57.840 | B | 34.658 | 37.251 | 45.931 | 275.5 | 1:17:21.711 | | | | | | | | | | | | | |
| 24 | 1 | 1:54.599 | B | 34.662 | 36.891 | 43.046 | 275.5 | 47:21.802 | 29 | 2 | 3:37.995 | 2:23.346 | 37.376 | 37.273 | 215.1 | 1:20:59.706 | | | | | | | | | | | | | |
| 25 | 2 | 6:33.743 | 5:17.142 | 37.899 | 38.702 | 184.9 | 53:55.545 | 30 | 2 | 1:46.533 | 34.291 | 36.000 | 36.242 | 274.8 | 1:22:46.239 | | | | | | | | | | | | | | |
| 26 | 2 | 1:48.521 | 34.484 | 36.717 | 37.320 | 273.4 | 55:44.066 | 31 | 2 | 1:47.041 | 34.345 | 36.068 | 36.628 | 274.1 | 1:24:33.280 | | | | | | | | | | | | | | |
| 27 | 2 | 1:47.758 | 34.751 | 36.314 | 36.693 | 272.0 | 57:31.824 | 32 | 2 | 1:46.425 | 34.218 | 35.972 | 36.235 | 276.2 | 1:26:19.705 | | | | | | | | | | | | | | |
| 28 | 2 | 1:47.089 | 34.215 | 36.306 | 36.568 | 274.1 | 59:18.913 | 33 | 2 | 1:46.426 | 34.134 | 36.169 | 36.123 | 274.1 | 1:28:06.131 | | | | | | | | | | | | | | |
| 29 | 2 | 1:46.880 | 34.212 | 36.157 | 36.511 | 273.4 | 1:01:05.793 | 34 | 2 | 1:45.925 | 34.032 | 35.922 | 35.971 | 274.8 | 1:29:52.056 | | | | | | | | | | | | | | |
| 30 | 2 | 1:47.088 | 34.369 | 36.194 | 36.525 | 273.4 | 1:02:52.881 | 35 | 2 | 1:46.631 | 34.649 | 35.996 | 35.986 | 276.2 | 1:31:38.687 | | | | | | | | | | | | | | |
| 31 | 2 | 1:46.536 | 34.136 | 36.011 | 36.389 | 273.4 | 1:04:39.417 | | | | | | | | | | | | 7 Nielsen Racing Ligier JS P320 - Nissan 1. Anthony WELLS 2. Colin NOBLE LMP3 | | | | | | | | | | |
| 32 | 2 | 1:46.725 | 34.220 | 36.135 | 36.370 | 273.4 | 1:06:26.142 | 1 | 2 | 2:15.819 | B | 52.701 | 39.069 | 44.049 | 206.9 | 2:15.819 | | | | | | | | | | | | | |
| 33 | 2 | 1:46.995 | 34.218 | 36.377 | 36.400 | 276.2 | 1:08:13.137 | 2 | 2 | 3:21.945 | 2:07.053 | 37.639 | 37.253 | 211.8 | 5:37.764 | | | | | | | | | | | | | | |
| 34 | 2 | 1:47.222 | 34.183 | 36.222 | 36.817 | 274.8 | 1:10:00.359 | 3 | 2 | 1:48.151 | 35.197 | 36.348 | 36.606 | 275.5 | 7:25.915 | | | | | | | | | | | | | | |
| 35 | 2 | 1:48.186 | 34.058 | 36.153 | 37.975 | 275.5 | 1:11:48.545 | 4 | 2 | 1:47.770 | 34.444 | 36.801 | 36.525 | 275.5 | 9:13.685 | | | | | | | | | | | | | | |
| 36 | 2 | 1:46.656 | 34.287 | 36.052 | 36.317 | 274.8 | 1:13:35.201 | 5 | 2 | 1:47.988 | 34.214 | 37.197 | 36.577 | 276.2 | 11:01.673 | | | | | | | | | | | | | | |
| 37 | 2 | 1:47.040 | 34.011 | 36.526 | 36.503 | 274.1 | 1:15:22.241 | 6 | 2 | 1:46.596 | 34.309 | 36.213 | 36.074 | 274.8 | 12:48.269 | | | | | | | | | | | | | | |
| 38 | 2 | 1:46.391 | 34.207 | 36.009 | 36.175 | 275.5 | 1:17:08.632 | 7 | 2 | 1:46.745 | 34.290 | 36.197 | 36.258 | 276.2 | 14:35.014 | | | | | | | | | | | | | | |
| 39 | 2 | 1:46.357 | 34.026 | 35.985 | 36.346 | 276.2 | 1:18:54.989 | 8 | 2 | 1:54.914 | B | 34.318 | 36.395 | 44.201 | 274.8 | 16:29.928 | | | | | | | | | | | | | |
| 40 | 2 | 1:47.119 | 34.002 | 36.388 | 36.729 | 275.5 | 1:20:42.108 | 9 | 1 | 4:07.124 | 2:50.668 | 38.943 | 37.513 | 180.9 | 20:37.052 | | | | | | | | | | | | | | |
| 41 | 2 | 1:48.320 | 34.358 | 37.012 | 36.950 | 278.4 | 1:22:30.428 | 10 | 1 | 1:49.200 | 34.893 | 37.246 | 37.061 | 272.7 | 22:26.252 | | | | | | | | | | | | | | |
| 42 | 2 | 1:46.448 | 34.213 | 36.001 | 36.234 | 277.6 | 1:24:16.876 | 11 | 1 | 1:48.419 | 34.695 | 36.858 | 36.866 | 274.1 | 24:14.671 | | | | | | | | | | | | | | |
| 43 | 2 | 1:46.623 | 34.064 | 36.170 | 36.389 | 278.4 | 1:26:03.499 | 12 | 1 | 1:48.049 | 34.624 | 36.798 | 36.627 | 272.7 | 26:02.720 | | | | | | | | | | | | | | |
| 44 | 2 | 1:51.821 | B | 33.968 | 36.076 | 41.777 | 276.9 | 1:27:55.320 | 13 | 1 | 1:48.484 | 34.543 | 36.918 | 37.023 | 272.7 | 27:51.204 | | | | | | | | | | | | | |
| 45 | 2 | 3:36.154 | B | 2:16.802 | 36.540 | 42.812 | 209.3 | 1:31:31.474 | 14 | 1 | 1:56.465 | B | 34.503 | 38.002 | 43.960 | 274.1 | 29:47.669 | | | | | | | | | | | | |
| | | | | | | | | | | | | | | | | 6 Nielsen Racing Ligier JS P320 - Nissan 1. Nicholas ADCOCK 2. Austin MCCUSKER 3. Max KOEBOLT LMP3 | | | | | | | | | | | | | |
| 1 | 3 | 2:26.923 | 1:10.160 | 38.429 | 38.334 | 196.7 | 2:26.923 | 15 | 1 | 4:09.014 | 2:53.599 | 38.059 | 37.356 | 207.3 | 33:56.683 | | | | | | | | | | | | | | |
| 2 | 3 | 1:47.984 | 34.921 | 36.492 | 36.571 | 272.7 | 4:14.907 | 16 | 1 | 1:49.064 | 34.890 | 37.069 | 37.105 | 272.7 | 35:45.747 | | | | | | | | | | | | | | |
| 3 | 3 | 1:47.085 | 34.555 | 36.126 | 36.404 | 274.8 | 6:01.992 | 17 | 1 | 1:49.011 | 34.599 | 37.041 | 37.371 | 273.4 | 37:34.758 | | | | | | | | | | | | | | |
| 4 | 3 | 1:46.936 | 34.389 | 36.246 | 36.301 | 274.1 | 7:48.928 | 18 | 1 | 1:58.073 | B | 34.799 | 37.131 | 46.143 | 274.1 | 39:32.831 | | | | | | | | | | | | | |
| 5 | 3 | 1:46.451 | 34.371 | 36.021 | 36.059 | 275.5 | 9:35.379 | 19 | 2 | 45:52.108 | ... | 36.921 | 37.612 | 214.3 | 1:25:24.939 | | | | | | | | | | | | | | |
| 6 | 3 | 1:55.620 | B | 34.156 | 37.167 | 44.297 | 279.1 | 11:30.999 | 20 | 2 | 1:47.666 | 34.728 | 36.204 | 36.734 | 272.7 | 1:27:12.605 | | | | | | | | | | | | | |
| 7 | 3 | 19:00.368 | ... | 38.332 | 37.450 | 170.9 | 30:31.367 | 21 | 2 | 1:46.771 | 34.371 | 36.079 | 36.321 | 274.8 | 1:28:59.376 | | | | | | | | | | | | | | |
| 8 | 3 | 1:47.140 | 34.450 | 36.411 | 36.279 | 274.1 | 32:18.507 | 22 | 2 | 1:46.936 | 34.253 | 36.070 | 36.613 | 276.9 | 1:30:46.312 | | | | | | | | | | | | | | |





EUROPEAN LE MANS SERIES

4 Hours of Monza

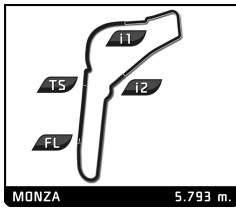
Free Practice 2

Sector Analysis

Amended

| | | | | | | | | | | | Lap under Red Flag | Invalidated Lap | Personal Best | Session Best | B Crossing the pit lane | | | | | | |
|----------|---|-------------------|---------------|-------------------------|---------------|--------|-------------|-----------|-----------------|-----------------|--------------------|-----------------|---------------|--------------|-------------------------|--|--|--|--|--|--|
| Lap | D | Time | Sector 1 | Sector 2 | Sector 3 | T. Spd | Elapsed | Lap | D | Time | Sector 1 | Sector 2 | Sector 3 | T. Spd | Elapsed | | | | | | |
| 8 | | Graff | | Ligier JS P320 - Nissan | | | | | | | | | | | | | | | | | |
| | | 1.Eric TROUILLET | | LMP3 | | | | | | | | | | | | | | | | | |
| | | 2.Sébastien PAGE | | 3.David DROUX | | | | | | | | | | | | | | | | | |
| 1 | 3 | 2:24.443 | 1:09.372 | 37.936 | 37.135 | 199.3 | 2:24.443 | 8 | 1 | 1:54.633 B | 34.359 | 36.600 | 43.674 | 274.8 | 14:48.671 | | | | | | |
| 2 | 3 | 1:47.728 | 35.019 | 36.431 | 36.278 | 268.0 | 4:12.171 | 9 | 1 | 4:43.335 | 3:29.873 | 36.816 | 36.646 | 215.6 | 19:32.006 | | | | | | |
| 3 | 3 | 1:53.090 B | 34.248 | 36.139 | 42.703 | 273.4 | 6:05.261 | 10 | 1 | 1:46.815 | 34.352 | 36.108 | 36.355 | 275.5 | 21:18.821 | | | | | | |
| 4 | 3 | 3:27.914 | 2:15.148 | 36.302 | 36.464 | 213.0 | 9:33.175 | 11 | 1 | 1:47.003 | 34.184 | 36.235 | 36.584 | 275.5 | 23:05.824 | | | | | | |
| 5 | 3 | 1:56.408 B | 34.417 | 39.004 | 42.987 | 275.5 | 11:29.583 | 12 | 1 | 1:47.508 | 33.971 | 37.173 | 36.364 | 278.4 | 24:53.332 | | | | | | |
| 6 | 2 | 3:44.171 | 2:29.107 | 37.717 | 37.347 | 211.8 | 15:13.754 | 13 | 1 | 1:57.045 B | 34.031 | 36.057 | 46.957 | 276.2 | 26:50.377 | | | | | | |
| 7 | 2 | 1:48.885 | 34.759 | 37.010 | 37.116 | 268.0 | 17:02.639 | 14 | 1 | 7:36.210 B | 6:13.395 | 36.453 | 46.362 | 215.1 | 34:26.587 | | | | | | |
| 8 | 2 | 1:50.480 | 34.753 | 38.166 | 37.561 | 274.8 | 18:53.119 | 15 | 1 | 3:28.847 | 2:15.677 | 36.494 | 36.676 | 214.3 | 37:55.434 | | | | | | |
| 9 | 2 | 1:48.760 | 34.559 | 37.025 | 37.176 | 272.0 | 20:41.879 | 16 | 1 | 1:47.233 | 34.490 | 36.275 | 36.468 | 274.8 | 39:42.667 | | | | | | |
| 10 | 2 | 1:51.905 | 34.866 | 37.280 | 39.759 | 267.3 | 22:33.784 | 17 | 1 | 1:47.044 | 34.470 | 36.275 | 36.299 | 274.8 | 41:29.711 | | | | | | |
| 11 | 2 | 1:48.972 | 34.838 | 37.312 | 36.822 | 272.7 | 24:22.756 | 18 | 1 | 1:47.742 | 34.217 | 37.162 | 36.363 | 275.5 | 43:17.453 | | | | | | |
| 12 | 2 | 1:49.555 | 34.579 | 36.909 | 38.067 | 274.8 | 26:12.311 | 19 | 1 | 1:46.369 | 34.113 | 36.094 | 36.162 | 272.0 | 45:03.822 | | | | | | |
| 13 | 2 | 1:55.228 B | 35.115 | 36.967 | 43.146 | 275.5 | 28:07.539 | 20 | 1 | 1:55.537 B | 33.962 | 36.483 | 45.092 | 274.8 | 46:59.359 | | | | | | |
| 14 | 1 | 4:28.932 | 3:13.659 | 37.968 | 37.305 | 212.2 | 32:36.471 | 21 | 2 | 10:47.993 | 9:33.445 | 37.421 | 37.127 | 210.5 | 57:47.352 | | | | | | |
| 15 | 1 | 1:49.010 | 34.639 | 36.873 | 37.498 | 273.4 | 34:25.481 | 22 | 2 | 1:48.575 | 34.684 | 36.945 | 36.946 | 270.7 | 59:35.927 | | | | | | |
| 16 | 1 | 1:48.381 | 34.602 | 36.708 | 37.071 | 275.5 | 36:13.862 | 23 | 2 | 1:48.047 | 34.551 | 36.785 | 36.711 | 272.0 | 1:01:23.974 | | | | | | |
| 17 | 1 | 1:48.305 | 34.545 | 36.923 | 36.837 | 270.0 | 38:02.167 | 24 | 2 | 1:47.682 | 34.447 | 36.673 | 36.562 | 273.4 | 1:03:11.656 | | | | | | |
| 18 | 1 | 1:48.596 | 34.446 | 37.376 | 36.774 | 274.8 | 39:50.763 | 25 | 2 | 1:50.747 | 34.671 | 36.876 | 39.200 | 275.5 | 1:05:02.403 | | | | | | |
| 19 | 1 | 1:54.979 B | 34.452 | 36.535 | 43.992 | 274.1 | 41:45.742 | 26 | 2 | 1:47.795 | 34.642 | 36.594 | 36.559 | 272.7 | 1:06:50.198 | | | | | | |
| 20 | 2 | 3:32.401 | 2:16.624 | 38.650 | 37.127 | 210.5 | 45:18.143 | 27 | 2 | 1:47.645 | 34.429 | 36.535 | 36.681 | 276.2 | 1:08:37.843 | | | | | | |
| 21 | 2 | 1:48.842 | 34.484 | 37.252 | 37.106 | 272.7 | 47:06.985 | 28 | 2 | 1:47.643 | 34.422 | 36.582 | 36.639 | 274.1 | 1:10:25.486 | | | | | | |
| 22 | 2 | 2:04.735 B | 34.358 | 37.384 | 52.993 | 274.1 | 49:11.720 | 29 | 2 | 1:47.031 | 34.236 | 36.444 | 36.351 | 276.2 | 1:12:12.517 | | | | | | |
| 23 | 2 | 4:51.140 | 3:36.273 | 37.481 | 37.386 | 211.4 | 54:02.860 | 30 | 2 | 1:47.553 | 34.355 | 36.532 | 36.666 | 274.8 | 1:14:00.070 | | | | | | |
| 24 | 2 | 1:48.592 | 34.655 | 37.031 | 36.906 | 270.7 | 55:51.452 | 31 | 2 | 1:54.304 B | 34.366 | 36.692 | 43.246 | 275.5 | 1:15:54.374 | | | | | | |
| 25 | 2 | 1:49.311 | 34.603 | 36.933 | 37.775 | 272.7 | 57:40.763 | 32 | 2 | 3:28.908 | 2:15.121 | 37.121 | 36.666 | 213.0 | 1:19:23.282 | | | | | | |
| 26 | 2 | 1:49.547 | 34.866 | 37.576 | 37.105 | 274.1 | 59:30.310 | 33 | 2 | 1:47.507 | 34.314 | 36.691 | 36.502 | 276.2 | 1:21:10.789 | | | | | | |
| 27 | 2 | 1:55.543 B | 34.672 | 37.478 | 43.393 | 272.7 | 1:01:25.853 | 34 | 2 | 1:47.668 | 34.341 | 36.621 | 36.706 | 277.6 | 1:22:58.457 | | | | | | |
| 28 | 1 | 3:42.701 | 2:27.831 | 37.383 | 37.487 | 211.8 | 1:05:08.554 | 35 | 2 | 1:48.072 | 34.377 | 36.440 | 37.255 | 276.2 | 1:24:46.529 | | | | | | |
| 29 | 1 | 1:49.209 | 34.630 | 37.304 | 37.275 | 273.4 | 1:06:57.763 | 36 | 2 | 1:47.151 | 34.266 | 36.402 | 36.483 | 279.1 | 1:26:33.680 | | | | | | |
| 30 | 1 | 1:48.923 | 34.542 | 37.338 | 37.043 | 274.1 | 1:08:46.686 | 37 | 2 | 1:51.036 | 34.474 | 37.370 | 39.192 | 276.2 | 1:28:24.716 | | | | | | |
| 31 | 1 | 1:48.750 | 34.739 | 36.841 | 37.170 | 274.8 | 1:10:35.436 | 38 | 2 | 1:46.908 | 34.178 | 36.391 | 36.339 | 276.9 | 1:30:11.624 | | | | | | |
| 32 | 1 | 1:48.388 | 34.631 | 36.814 | 36.943 | 274.8 | 1:12:23.824 | | | | | | | | | | | | | | |
| 33 | 1 | 1:57.455 B | 34.540 | 37.030 | 45.885 | 274.1 | 1:14:21.279 | | | | | | | | | | | | | | |
| 34 | 2 | 4:16.609 | 3:02.089 | 37.361 | 37.159 | 210.9 | 1:18:37.888 | | | | | | | | | | | | | | |
| 35 | 2 | 1:48.898 | 34.655 | 36.942 | 37.301 | 271.4 | 1:20:26.786 | | | | | | | | | | | | | | |
| 36 | 2 | 1:49.427 | 35.352 | 37.048 | 37.027 | 272.0 | 1:22:16.213 | | | | | | | | | | | | | | |
| 37 | 2 | 1:53.449 | 35.639 | 39.371 | 38.439 | 272.7 | 1:24:09.662 | | | | | | | | | | | | | | |
| 38 | 2 | 1:56.430 B | 35.219 | 36.926 | 44.285 | 270.7 | 1:26:06.092 | | | | | | | | | | | | | | |
| 39 | 3 | 3:29.832 | 2:15.680 | 36.962 | 37.190 | 212.6 | 1:29:35.924 | | | | | | | | | | | | | | |
| 40 | 3 | 1:47.565 | 34.954 | 36.190 | 36.421 | 272.0 | 1:31:23.489 | | | | | | | | | | | | | | |
| 9 | | Graff | | Ligier JS P320 - Nissan | | | | | | | | | | | | | | | | | |
| | | 1.Matthias KAISER | | LMP3 | | | | | | | | | | | | | | | | | |
| | | 2.Rory PENTTINEN | | 3.Tom CLOET | | | | | | | | | | | | | | | | | |
| 1 | 1 | 2:07.204 | 49.400 | 38.808 | 38.996 | 176.8 | 2:07.204 | 12 | 1 | 2:52.058 | 1:32.733 | 39.993 | 39.332 | 157.4 | 2:52.058 | | | | | | |
| 2 | 1 | 1:48.831 | 34.975 | 36.769 | 37.087 | 271.4 | 3:56.035 | 2 | 1 | 1:53.135 | 36.339 | 39.104 | 37.692 | 203.4 | 4:45.193 | | | | | | |
| 3 | 1 | 1:47.659 | 34.645 | 36.387 | 36.627 | 273.4 | 5:43.694 | 3 | 1 | 1:49.171 | 35.269 | 37.195 | 36.707 | 250.0 | 6:34.364 | | | | | | |
| 4 | 1 | 1:49.182 | 35.171 | 37.283 | 36.728 | 234.8 | 7:32.876 | 4 | 1 | 1:48.080 | 34.785 | 36.716 | 36.579 | 268.0 | 8:22.444 | | | | | | |
| 5 | 1 | 1:46.909 | 34.405 | 36.102 | 36.402 | 272.0 | 9:19.785 | 5 | 1 | 1:47.762 | 34.517 | 36.322 | 36.923 | 276.9 | 10:10.206 | | | | | | |
| 6 | 1 | 1:47.583 | 34.746 | 36.448 | 36.389 | 274.1 | 11:07.368 | 6 | 1 | 1:46.828 | 34.278 | 36.201 | 36.349 | 277.6 | 11:57.034 | | | | | | |
| 7 | 1 | 1:46.670 | 34.349 | 36.043 | 36.278 | 274.1 | 12:54.038 | 7 | 1 | 1:53.250 B | 34.334 | 36.218 | 42.698 | 276.2 | 13:50.284 | | | | | | |
| | | | | | | | 8 | 2 | 3:36.586 | 2:21.675 | 37.946 | 36.965 | 190.1 | 17:26.870 | | | | | | | |
| | | | | | | | 9 | 2 | 1:47.619 | 34.400 | 36.713 | 36.506 | 278.4 | 19:14.489 | | | | | | | |
| | | | | | | | 10 | 2 | 1:49.047 | 34.487 | 37.969 | 36.591 | 277.6 | 21:03.536 | | | | | | | |
| | | | | | | | 11 | 2 | 1:47.890 | 34.818 | 36.768 | 36.304 | 278.4 | 22:51.426 | | | | | | | |
| | | | | | | | 12 | 2 | 1:46.825 | 34.295 | 36.258 | 36.272 | 276.9 | 24:38.251 | | | | | | | |
| | | | | | | | 13 | 2 | 1:55.919 B | 35.383 | 37.302 | 43.234 | 247.1 | 26:34.170 | | | | | | | |
| | | | | | | | 14 | 3 | 5:05.284 | 3:49.019 | 38.419 | 37.846 | 194.9 | 31:39.454 | | | | | | | |
| | | | | | | | 15 | 3 | 1:50.512 | 35.291 | 37.627 | 37.594 | 274.8 | 33:29.966 | | | | | | | |
| | | | | | | | 16 | 3 | 1:50.547 | 35.321 | 37.861 | 37.365 | 273.4 | 35:20.513 | | | | | | | |
| | | | | | | | 17 | 3 | 1:52.611 | 36.439 | 37.863 | 38.309 | 259.0 | 37:13.124 | | | | | | | |
| | | | | | | | 18 | 3 | 1:50.864 | 35.296 | 37.324 | 38.244 | 257.8 | 39:03.988 | | | | | | | |
| | | | | | | | 19 | 3 | 1:50.402 | 34.904 | 37.612 | 37.886 | 265.4 | 40:54.390 | | | | | | | |





EUROPEAN LE MANS SERIES
4 Hours of Monza
Free Practice 2

Amended

Sector Analysis

Lap under Red Flag Invalidated Lap Personal Best Session Best Crossing the pit lane

| Lap | D | Time | Sector 1 | Sector 2 | Sector 3 | T. Spd | Elapsed | Lap | D | Time | Sector 1 | Sector 2 | Sector 3 | T. Spd | Elapsed |
|-----|---|------------|----------|----------|----------|--------|-----------|-----|---|------------|----------|----------|----------|--------|-------------|
| 20 | 3 | 1:50.099 | 34.735 | 37.628 | 37.736 | 275.5 | 42:44.489 | 14 | 2 | 1:46.466 | 34.333 | 35.929 | 36.204 | 272.7 | 29:08.313 |
| 21 | 3 | 1:49.998 | 34.907 | 37.584 | 37.507 | 266.7 | 44:34.487 | 15 | 2 | 1:53.867 B | 34.800 | 36.161 | 42.906 | 274.1 | 31:02.180 |
| 22 | 3 | 1:49.442 | 34.615 | 37.260 | 37.567 | 276.2 | 46:23.929 | 16 | 2 | 5:44.816 | 4:28.015 | 36.937 | 39.864 | 213.9 | 36:46.996 |
| 23 | 3 | 1:50.158 | 34.680 | 37.734 | 37.744 | 274.1 | 48:14.087 | 17 | 2 | 1:56.568 B | 34.819 | 36.464 | 45.285 | 278.4 | 38:43.564 |
| 24 | 3 | 3:37.159 | 41.519 | 1:22.260 | 1:33.380 | 274.8 | 51:51.246 | 18 | 1 | 36:25.108 | ... | 39.127 | 37.664 | 201.1 | 1:15:08.672 |
| 25 | 3 | 2:05.008 | 46.496 | 38.643 | 39.869 | 223.1 | 53:56.254 | 19 | 1 | 1:51.342 | 35.246 | 38.392 | 37.704 | 262.1 | 1:17:00.014 |
| 26 | 3 | 2:03.995 B | 36.178 | 37.924 | 49.893 | 219.5 | 56:00.249 | 20 | 1 | 1:51.303 | 34.969 | 38.118 | 38.216 | 268.7 | 1:18:51.317 |

13 Inter Europol Competition Ligier JS P320 - Nissan
1. Martin HIPPE 3. Ugo DE WILDE LMP3
2. Mattia PASINI

| | | | | | | | |
|----|---|------------|----------|--------|----------|-------|-------------|
| 1 | 1 | 4:30.957 | 3:06.367 | 43.261 | 41.329 | 193.9 | 4:30.957 |
| 2 | 1 | 2:01.482 | 40.173 | 42.270 | 39.039 | 184.6 | 6:32.439 |
| 3 | 1 | 2:07.616 B | 38.719 | 39.047 | 49.850 | 213.0 | 8:40.055 |
| 4 | 1 | 11:53.758 | ... | 39.326 | 37.451 | 206.1 | 20:33.813 |
| 5 | 1 | 1:48.771 | 35.495 | 36.668 | 36.608 | 234.3 | 22:22.584 |
| 6 | 1 | 1:48.245 | 34.750 | 36.642 | 36.853 | 258.4 | 24:10.829 |
| 7 | 1 | 1:47.806 | 35.156 | 36.240 | 36.410 | 260.2 | 25:58.635 |
| 8 | 1 | 1:47.043 | 34.622 | 36.091 | 36.330 | 265.4 | 27:45.678 |
| 9 | 1 | 1:47.029 | 34.508 | 35.994 | 36.527 | 272.7 | 29:32.707 |
| 10 | 1 | 1:56.850 B | 34.406 | 36.340 | 46.104 | 274.8 | 31:29.557 |
| 11 | 1 | 16:07.772 | ... | 37.441 | 37.282 | 209.7 | 47:37.329 |
| 12 | 1 | 3:02.874 B | 35.751 | 51.907 | 1:35.216 | 272.7 | 50:40.203 |
| 13 | 1 | 6:55.026 | 5:41.296 | 36.975 | 36.755 | 212.2 | 57:35.229 |
| 14 | 1 | 1:48.213 | 35.246 | 36.373 | 36.594 | 243.8 | 59:23.442 |
| 15 | 1 | 1:47.113 | 34.450 | 36.267 | 36.396 | 276.2 | 1:01:10.555 |
| 16 | 1 | 1:54.524 B | 34.481 | 36.446 | 43.597 | 274.8 | 1:03:05.079 |
| 17 | 2 | 3:32.912 | 2:18.711 | 37.162 | 37.039 | 206.1 | 1:06:37.991 |
| 18 | 2 | 1:49.260 | 34.411 | 37.256 | 37.593 | 274.8 | 1:08:27.251 |
| 19 | 2 | 1:47.791 | 34.446 | 36.435 | 36.910 | 274.1 | 1:10:15.042 |
| 20 | 2 | 1:50.978 | 36.968 | 36.862 | 37.148 | 278.4 | 1:12:06.020 |
| 21 | 2 | 1:53.163 B | 34.256 | 36.502 | 42.405 | 277.6 | 1:13:59.183 |
| 22 | 3 | 3:28.736 | 2:15.889 | 36.381 | 36.466 | 213.9 | 1:17:27.919 |
| 23 | 3 | 1:47.313 | 34.125 | 36.364 | 36.824 | 277.6 | 1:19:15.232 |
| 24 | 3 | 1:45.807 | 34.002 | 35.819 | 35.986 | 278.4 | 1:21:01.039 |
| 25 | 3 | 1:53.572 B | 34.021 | 35.726 | 43.825 | 278.4 | 1:22:54.611 |
| 26 | 3 | 7:02.945 | 5:48.553 | 38.018 | 36.374 | 172.5 | 1:29:57.556 |
| 27 | 3 | 1:56.436 B | 34.817 | 35.523 | 46.096 | 272.7 | 1:31:53.992 |

14 Inter Europol Competition Ligier JS P320 - Nissan
1. Erwin CREED 3. Mateusz KAPRZYK LMP3
2. Marius ZUG

| | | | | | | | |
|----|---|------------|----------|--------|--------|-------|-----------|
| 1 | 3 | 2:14.523 | 58.079 | 38.999 | 37.445 | 196.4 | 2:14.523 |
| 2 | 3 | 1:48.189 | 34.929 | 36.729 | 36.531 | 270.0 | 4:02.712 |
| 3 | 3 | 1:46.772 | 34.498 | 36.006 | 36.268 | 272.0 | 5:49.484 |
| 4 | 3 | 1:48.380 | 34.363 | 37.008 | 37.009 | 276.9 | 7:37.864 |
| 5 | 3 | 1:48.803 | 34.620 | 36.396 | 37.787 | 275.5 | 9:26.667 |
| 6 | 3 | 2:00.158 B | 39.973 | 36.877 | 43.308 | 276.2 | 11:26.825 |
| 7 | 2 | 4:50.347 | 3:35.620 | 37.685 | 37.042 | 214.3 | 16:17.172 |
| 8 | 2 | 1:47.983 | 34.685 | 36.608 | 36.690 | 273.4 | 18:05.155 |
| 9 | 2 | 1:47.172 | 34.314 | 36.130 | 36.728 | 273.4 | 19:52.327 |
| 10 | 2 | 1:47.146 | 34.202 | 36.499 | 36.445 | 275.5 | 21:39.473 |
| 11 | 2 | 1:48.062 | 34.820 | 36.155 | 37.087 | 274.8 | 23:27.535 |
| 12 | 2 | 2:07.534 | 34.387 | 45.066 | 48.081 | 274.8 | 25:35.069 |
| 13 | 2 | 1:46.778 | 34.254 | 36.131 | 36.393 | 272.7 | 27:21.847 |

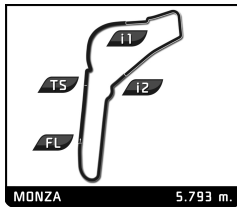
15 RLR MSport Ligier JS P320 - Nissan
1. Michael BENHAM 3. Malthe JAKOBSEN LMP3
2. Alex KAPADIA

| | | | | | | | |
|----|---|------------|----------|--------|--------|-------|-------------|
| 1 | 2 | 4:01.604 B | 2:08.730 | 53.811 | 59.063 | 145.7 | 4:01.604 |
| 2 | 2 | 4:10.527 B | 2:26.485 | 49.649 | 54.393 | 133.0 | 8:12.131 |
| 3 | 2 | 3:47.649 | 2:24.983 | 44.436 | 38.230 | 120.1 | 11:59.780 |
| 4 | 2 | 2:14.424 | 41.484 | 45.971 | 46.969 | 212.6 | 14:14.204 |
| 5 | 2 | 1:49.790 | 34.927 | 37.498 | 37.365 | 254.7 | 16:03.994 |
| 6 | 2 | 1:47.558 | 34.385 | 36.597 | 36.576 | 276.9 | 17:51.552 |
| 7 | 2 | 1:58.771 B | 34.182 | 37.126 | 47.463 | 276.9 | 19:50.323 |
| 8 | 2 | 3:18.560 | 2:02.656 | 38.690 | 37.214 | 198.9 | 23:08.883 |
| 9 | 2 | 1:46.762 | 34.100 | 36.245 | 36.417 | 276.9 | 24:55.645 |
| 10 | 2 | 1:58.610 B | 34.034 | 36.433 | 48.143 | 277.6 | 26:54.255 |
| 11 | 2 | 5:33.417 | 4:19.800 | 36.873 | 36.744 | 203.0 | 32:27.672 |
| 12 | 2 | 1:47.642 | 34.226 | 36.777 | 36.639 | 280.5 | 34:15.314 |
| 13 | 2 | 1:47.564 | 34.104 | 36.755 | 36.705 | 281.2 | 36:02.878 |
| 14 | 2 | 1:46.718 | 33.964 | 36.244 | 36.510 | 281.2 | 37:49.596 |
| 15 | 2 | 1:55.590 B | 34.575 | 37.344 | 43.671 | 274.1 | 39:45.186 |
| 16 | 3 | 3:51.644 | 2:37.256 | 37.150 | 37.238 | 214.7 | 43:36.830 |
| 17 | 3 | 1:48.413 | 34.018 | 38.113 | 36.282 | 282.7 | 45:25.243 |
| 18 | 3 | 1:46.220 | 33.892 | 36.207 | 36.121 | 280.5 | 47:11.463 |
| 19 | 3 | 2:03.160 B | 33.855 | 36.720 | 52.585 | 284.2 | 49:14.623 |
| 20 | 3 | 6:59.194 | 5:46.634 | 36.336 | 36.224 | 216.9 | 56:13.817 |
| 21 | 3 | 1:49.551 | 36.755 | 36.769 | 36.027 | 281.2 | 58:03.368 |
| 22 | 3 | 1:46.166 | 33.834 | 36.163 | 36.169 | 283.5 | 59:49.534 |
| 23 | 3 | 1:53.789 B | 34.517 | 36.790 | 42.482 | 243.2 | 1:01:43.323 |
| 24 | 1 | 5:22.020 | 4:07.010 | 37.736 | 37.274 | 211.8 | 1:07:05.343 |
| 25 | 1 | 1:48.080 | 34.339 | 36.889 | 36.852 | 276.2 | 1:08:53.423 |
| 26 | 1 | 1:47.855 | 34.294 | 36.605 | 36.956 | 276.2 | 1:10:41.278 |
| 27 | 1 | 1:55.465 B | 34.449 | 37.388 | 43.628 | 276.2 | 1:12:36.743 |

17 IDEC Sport Oreca 07 - Gibson
1. Dwight MERRIMAN 3. Ryan DALZIEL LMP2 P/A
2. Kyle TILLEY

| | | | | | | | |
|---|---|------------|----------|--------|--------|-------|-----------|
| 1 | 3 | 2:52.026 | 1:37.582 | 38.172 | 36.272 | 171.7 | 2:52.026 |
| 2 | 3 | 1:44.564 | 33.633 | 35.872 | 35.059 | 270.7 | 4:36.590 |
| 3 | 3 | 1:42.586 | 33.039 | 35.276 | 34.271 | 279.1 | 6:19.176 |
| 4 | 3 | 1:43.368 | 32.649 | 35.850 | 34.869 | 294.3 | 8:02.544 |
| 5 | 3 | 1:41.698 | 32.589 | 34.757 | 34.352 | 294.3 | 9:44.242 |
| 6 | 3 | 1:49.299 B | 32.652 | 34.585 | 42.062 | 295.1 | 11:33.541 |
| 7 | 2 | 5:02.361 | 3:51.842 | 35.824 | 34.695 | 171.2 | 16:35.902 |





EUROPEAN LE MANS SERIES
4 Hours of Monza
Free Practice 2

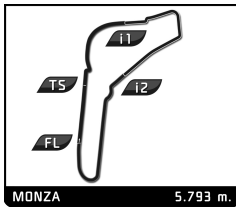
Amended

Sector Analysis

Lap under Red Flag Invalidated Lap Personal Best Session Best Crossing the pit lane

| Lap | D | Time | Sector 1 | Sector 2 | Sector 3 | T. Spd | Elapsed | Lap | D | Time | Sector 1 | Sector 2 | Sector 3 | T. Spd | Elapsed |
|---|---|-------------------|---------------|---------------|---------------|--------|-------------|--|---|-------------------|---------------|---------------|---------------|--------|-------------|
| 8 | 2 | 1:42.409 | 32.803 | 35.151 | 34.455 | 291.9 | 18:18.311 | 14 | 3 | 1:53.240 B | 34.340 | 35.597 | 43.303 | 274.1 | 37:05.255 |
| 9 | 2 | 1:41.946 | 32.751 | 34.856 | 34.339 | 292.7 | 20:00.257 | 15 | 1 | 11:30.667 | ... | 39.271 | 37.525 | 212.2 | 48:35.922 |
| 10 | 2 | 1:42.265 | 32.801 | 34.728 | 34.736 | 291.9 | 21:42.522 | 16 | 1 | 3:39.207 | 1:01.229 | 1:19.707 | 1:18.271 | 197.8 | 52:15.129 |
| 11 | 2 | 1:42.398 | 32.828 | 34.992 | 34.578 | 291.1 | 23:24.920 | 17 | 1 | 1:49.379 | 36.203 | 36.674 | 36.502 | 268.7 | 54:04.508 |
| 12 | 2 | 1:41.430 | 32.714 | 34.528 | 34.188 | 292.7 | 25:06.350 | 18 | 1 | 1:47.425 | 34.592 | 36.010 | 36.823 | 272.0 | 55:51.933 |
| 13 | 2 | 1:49.810 B | 32.858 | 34.982 | 41.970 | 289.5 | 26:56.160 | 19 | 1 | 1:47.837 | 34.676 | 36.441 | 36.720 | 273.4 | 57:39.770 |
| 14 | 1 | 3:42.861 | 2:29.107 | 37.842 | 35.912 | 168.2 | 30:39.021 | 20 | 1 | 1:47.769 | 35.212 | 36.229 | 36.328 | 273.4 | 59:27.539 |
| 15 | 1 | 1:45.788 | 34.215 | 36.211 | 35.362 | 265.4 | 32:24.809 | 21 | 1 | 1:47.496 | 34.885 | 36.126 | 36.485 | 273.4 | 1:01:15.035 |
| 16 | 1 | 1:44.429 | 33.075 | 36.130 | 35.224 | 289.5 | 34:09.238 | 22 | 1 | 1:46.789 | 34.343 | 36.229 | 36.217 | 272.7 | 1:03:01.824 |
| 17 | 1 | 1:44.730 | 33.029 | 36.138 | 35.563 | 291.9 | 35:53.968 | 23 | 1 | 1:52.961 B | 34.506 | 36.144 | 42.311 | 276.9 | 1:04:54.785 |
| 18 | 1 | 1:44.429 | 33.127 | 35.983 | 35.319 | 291.1 | 37:38.397 | 24 | 2 | 4:12.748 | 2:54.019 | 38.733 | 39.996 | 210.9 | 1:09:07.533 |
| 19 | 1 | 1:46.452 | 33.272 | 37.099 | 36.081 | 285.7 | 39:24.849 | 25 | 2 | 1:49.422 | 35.165 | 36.925 | 37.332 | 274.1 | 1:10:56.955 |
| 20 | 1 | 1:55.282 B | 33.097 | 35.657 | 46.528 | 285.0 | 41:20.131 | 26 | 2 | 1:49.655 | 34.881 | 37.096 | 37.678 | 270.7 | 1:12:46.610 |
| 21 | 3 | 3:07.186 | 1:52.250 | 37.427 | 37.509 | 186.5 | 44:27.317 | 27 | 2 | 1:48.829 | 35.052 | 36.723 | 37.054 | 267.3 | 1:14:35.439 |
| 22 | 3 | 1:42.287 | 32.426 | 34.278 | 35.583 | 295.9 | 46:09.604 | 28 | 2 | 1:48.516 | 34.675 | 36.955 | 36.886 | 270.7 | 1:16:23.955 |
| 23 | 3 | 1:39.639 | 32.331 | 33.858 | 33.450 | 296.7 | 47:49.243 | 29 | 2 | 1:48.686 | 34.556 | 36.785 | 37.345 | 270.7 | 1:18:12.641 |
| 24 | 3 | 3:05.491 B | 32.827 | 59.482 | 1:33.182 | 294.3 | 50:54.734 | 30 | 2 | 1:48.512 | 34.946 | 36.767 | 36.799 | 274.8 | 1:20:01.153 |
| 25 | 2 | 2:57.557 | 1:45.758 | 35.979 | 35.820 | 164.9 | 53:52.291 | 31 | 2 | 1:57.992 B | 34.944 | 36.730 | 46.318 | 272.7 | 1:21:59.145 |
| 26 | 2 | 1:40.914 | 32.654 | 34.150 | 34.110 | 288.8 | 55:33.205 | 19 COOL Racing Ligier JS P320 - Nissan | | | | | | | |
| 27 | 2 | 1:42.522 | 33.013 | 34.816 | 34.693 | 294.3 | 57:15.727 | 1.Nicolas MAULINI LMP3 | | | | | | | |
| 28 | 2 | 1:58.189 | 47.714 | 35.678 | 34.797 | 296.7 | 59:13.916 | 2.Matthew BELL | | | | | | | |
| 29 | 2 | 1:40.938 | 32.629 | 34.212 | 34.097 | 288.8 | 1:00:54.854 | 1 | 3 | 2:07.877 | 50.721 | 39.286 | 37.870 | 170.6 | 2:07.877 |
| 30 | 2 | 1:41.252 | 32.545 | 34.363 | 34.344 | 293.5 | 1:02:36.106 | 2 | 3 | 1:51.959 | 35.569 | 38.381 | 38.009 | 272.7 | 3:59.836 |
| 31 | 2 | 1:48.705 B | 33.373 | 34.466 | 40.866 | 263.4 | 1:04:24.811 | 3 | 3 | 1:46.673 | 34.482 | 35.867 | 36.324 | 273.4 | 5:46.509 |
| 32 | 1 | 3:49.743 | 2:38.876 | 36.144 | 34.723 | 197.1 | 1:08:14.554 | 4 | 3 | 1:47.727 | 34.595 | 36.723 | 36.409 | 274.8 | 7:34.236 |
| 33 | 1 | 1:44.201 | 33.158 | 35.872 | 35.171 | 283.5 | 1:09:58.755 | 5 | 3 | 1:47.637 | 34.250 | 36.500 | 36.887 | 276.9 | 9:21.873 |
| 34 | 1 | 1:48.774 | 33.111 | 36.703 | 38.960 | 290.3 | 1:11:47.529 | 6 | 3 | 1:47.812 | 34.314 | 37.385 | 36.113 | 275.5 | 11:09.685 |
| 35 | 1 | 1:44.191 | 33.248 | 35.574 | 35.369 | 284.2 | 1:13:31.720 | 7 | 3 | 1:45.760 | 34.120 | 35.716 | 35.924 | 274.1 | 12:55.445 |
| 36 | 1 | 1:43.804 | 32.934 | 35.875 | 34.995 | 290.3 | 1:15:15.524 | 8 | 3 | 1:54.072 B | 34.309 | 36.038 | 43.725 | 275.5 | 14:49.517 |
| 37 | 1 | 1:52.447 B | 33.209 | 35.759 | 43.479 | 290.3 | 1:17:07.971 | 9 | 3 | 7:28.400 | 6:15.693 | 36.585 | 36.122 | 214.3 | 22:17.917 |
| 38 | 3 | 3:06.523 | 1:57.116 | 34.925 | 34.482 | 217.7 | 1:20:14.494 | 10 | 3 | 1:46.147 | 34.274 | 35.905 | 35.968 | 273.4 | 24:04.064 |
| 39 | 3 | 1:40.502 | 32.393 | 34.227 | 33.882 | 294.3 | 1:21:54.996 | 11 | 3 | 1:46.056 | 34.265 | 35.753 | 36.038 | 272.7 | 25:50.120 |
| 40 | 3 | 1:40.196 | 32.559 | 34.059 | 33.578 | 295.1 | 1:23:35.192 | 12 | 3 | 1:45.864 | 34.200 | 35.768 | 35.896 | 273.4 | 27:35.984 |
| 41 | 3 | 1:40.437 | 32.456 | 34.176 | 33.805 | 295.9 | 1:25:15.629 | 13 | 3 | 1:46.622 | 34.203 | 36.308 | 36.111 | 274.1 | 29:22.606 |
| 42 | 3 | 1:41.703 | 32.475 | 35.301 | 33.927 | 296.7 | 1:26:57.332 | 14 | 3 | 1:51.967 B | 34.224 | 35.940 | 41.803 | 275.5 | 31:14.573 |
| 43 | 3 | 1:41.713 | 32.348 | 34.060 | 35.305 | 295.9 | 1:28:39.045 | 15 | 2 | 3:28.550 | 2:14.896 | 36.838 | 36.816 | 214.3 | 34:43.123 |
| 44 | 3 | 1:39.753 | 32.386 | 33.910 | 33.457 | 295.9 | 1:30:18.798 | 16 | 2 | 1:47.914 | 34.720 | 36.502 | 36.692 | 273.4 | 36:31.037 |
| 18 1 AIM Villorba Corse Ligier JS P320 - Nissan | | | | | | | | | | | | | | | |
| 1.Alessandro BRESSAN LMP3 | | | | | | | | 3.Damiano FIORAVANTI | | | | | | | |
| 2.Andreas LASKARATOS | | | | | | | | | | | | | | | |
| 1 | 3 | 4:36.801 | 3:19.231 | 39.553 | 38.017 | 148.6 | 4:36.801 | 17 | 2 | 1:47.521 | 34.439 | 36.643 | 36.439 | 274.8 | 38:18.558 |
| 2 | 3 | 1:51.794 | 35.882 | 38.868 | 37.044 | 236.8 | 6:28.595 | 18 | 2 | 1:47.592 | 34.342 | 36.242 | 37.008 | 274.1 | 40:06.150 |
| 3 | 3 | 1:49.189 | 34.864 | 37.090 | 37.235 | 271.4 | 8:17.784 | 19 | 2 | 1:48.040 | 34.472 | 36.884 | 36.684 | 276.2 | 41:54.190 |
| 4 | 3 | 1:47.097 | 34.710 | 36.084 | 36.303 | 270.7 | 10:04.881 | 20 | 2 | 1:47.546 | 34.708 | 36.352 | 36.486 | 275.5 | 43:41.736 |
| 5 | 3 | 1:46.754 | 34.550 | 36.233 | 35.971 | 270.7 | 11:51.635 | 21 | 2 | 1:53.127 B | 34.386 | 36.415 | 42.326 | 273.4 | 45:34.863 |
| 6 | 3 | 1:53.061 B | 34.605 | 35.883 | 42.573 | 270.7 | 13:44.696 | 22 | 2 | 8:35.421 | 7:16.661 | 40.261 | 38.499 | 213.0 | 54:10.284 |
| 7 | 3 | 10:34.802 | 9:19.035 | 38.978 | 36.789 | 209.3 | 24:19.498 | 23 | 2 | 1:49.021 | 34.510 | 36.344 | 38.167 | 272.7 | 55:59.305 |
| 8 | 3 | 1:46.079 | 34.286 | 35.940 | 35.853 | 274.1 | 26:05.577 | 24 | 2 | 1:52.297 | 34.754 | 36.505 | 41.038 | 272.0 | 57:51.602 |
| 9 | 3 | 1:46.066 | 34.536 | 35.756 | 35.774 | 272.7 | 27:51.643 | 25 | 2 | 1:47.916 | 34.709 | 36.556 | 36.651 | 272.7 | 59:39.518 |
| 10 | 3 | 1:47.904 | 34.315 | 36.733 | 36.856 | 274.8 | 29:39.547 | 26 | 2 | 1:54.016 B | 34.897 | 36.441 | 42.678 | 275.5 | 1:01:33.534 |
| 11 | 3 | 1:45.370 | 34.200 | 35.490 | 35.680 | 274.1 | 31:24.917 | 27 | 1 | 6:20.915 | 5:06.309 | 37.525 | 37.081 | 213.0 | 1:07:54.449 |
| 12 | 3 | 1:54.552 | 33.953 | 42.658 | 37.941 | 275.5 | 33:19.469 | 28 | 1 | 1:48.139 | 34.938 | 36.510 | 36.691 | 272.7 | 1:09:42.588 |
| 13 | 3 | 1:52.546 | 34.138 | 39.419 | 38.989 | 274.1 | 35:12.015 | 29 | 1 | 1:47.098 | 34.390 | 36.135 | 36.573 | 273.4 | 1:11:29.686 |
| | | | | | | | | 30 | 1 | 1:48.135 | 34.452 | 37.255 | 36.428 | 275.5 | 1:13:17.821 |
| | | | | | | | | 31 | 1 | 1:46.982 | 34.312 | 36.380 | 36.290 | 275.5 | 1:15:04.803 |
| | | | | | | | | 32 | 1 | 1:46.923 | 34.421 | 36.241 | 36.261 | 274.8 | 1:16:51.726 |





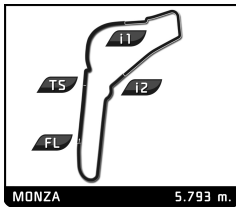
EUROPEAN LE MANS SERIES
4 Hours of Monza
Free Practice 2

Amended

Sector Analysis

| Lap under Red Flag | | | | | | | Invalidated Lap | | Personal Best | | Session Best | | B Crossing the pit lane | | | |
|---------------------------|---|----------|-----------------------|----------|----------|--------|-------------------------|-----------------------------|---------------|-----------|---------------|----------|-------------------------|--------|-------------------|--|
| Lap | D | Time | Sector 1 | Sector 2 | Sector 3 | T. Spd | Elapsed | Lap | D | Time | Sector 1 | Sector 2 | Sector 3 | T. Spd | Elapsed | |
| 33 | 1 | 1:47.344 | 34.549 | 36.222 | 36.573 | 274.8 | 1:18:39.070 | 1 | 2 | 2:52.116 | 1:38.004 | 38.184 | 35.928 | 188.8 | 2:52.116 | |
| 34 | 1 | 1:48.641 | 34.801 | 36.880 | 36.960 | 244.3 | 1:20:27.711 | 2 | 2 | 1:42.433 | 33.010 | 34.896 | 34.527 | 282.7 | 4:34.549 | |
| 35 | 1 | 1:48.781 | 34.586 | 37.308 | 36.887 | 271.4 | 1:22:16.492 | 3 | 2 | 1:40.969 | 32.855 | 34.261 | 33.853 | 285.7 | 6:15.518 | |
| 36 | 1 | 1:47.492 | 34.692 | 36.280 | 36.520 | 279.1 | 1:24:03.984 | 4 | 2 | 1:40.039 | 32.543 | 33.971 | 33.525 | 296.7 | 7:55.557 | |
| 37 | 1 | 1:47.268 | 34.592 | 36.259 | 36.417 | 276.2 | 1:25:51.252 | 5 | 2 | 1:39.829 | 32.299 | 33.916 | 33.614 | 298.3 | 9:35.386 | |
| 38 | 1 | 1:47.179 | 34.603 | 36.244 | 36.332 | 271.4 | 1:27:38.431 | 6 | 2 | 1:49.910 | 32.286 | 36.028 | 41.596 | 295.9 | 11:25.296 | |
| 39 | 1 | 1:53.505 | 34.471 | 36.138 | 42.896 | 275.5 | 1:29:31.936 | 7 | 1 | 3:14.813 | 2:02.095 | 36.774 | 35.944 | 218.2 | 14:40.109 | |
| 20 Team Virage | | | | | | | Ligier JS P320 - Nissan | | | | | | | | | |
| 1. Rob HODES | | | 3. Charles CREWS | | | | LMP3 | | | | | | | | | |
| 2. Garrett GRIST | | | | | | | | | | | | | | | | |
| 1 | 2 | 3:15.415 | 1:52.521 | 42.079 | 40.815 | 180.0 | 3:15.415 | 8 | 1 | 1:43.922 | 32.916 | 35.774 | 35.232 | 289.5 | 16:24.031 | |
| 2 | 2 | 2:05.447 | 41.695 | 41.971 | 41.781 | 180.6 | 5:20.862 | 9 | 1 | 1:43.610 | 32.916 | 35.684 | 35.010 | 286.5 | 18:07.641 | |
| 3 | 2 | 2:00.892 | 40.884 | 41.110 | 38.898 | 197.4 | 7:21.754 | 10 | 1 | 1:43.811 | 32.711 | 35.908 | 35.192 | 287.2 | 19:51.452 | |
| 4 | 2 | 1:57.170 | 38.857 | 39.470 | 38.843 | 210.1 | 9:18.924 | 11 | 1 | 1:45.841 | 32.759 | 37.365 | 35.717 | 290.3 | 21:37.293 | |
| 5 | 2 | 2:06.969 | 42.355 | 42.804 | 41.810 | 181.5 | 11:25.893 | 12 | 1 | 1:43.725 | 33.006 | 35.696 | 35.023 | 294.3 | 23:21.018 | |
| 6 | 2 | 1:46.753 | 34.462 | 36.132 | 36.159 | 270.7 | 13:12.646 | 13 | 1 | 1:42.895 | 32.744 | 35.373 | 34.778 | 283.5 | 25:03.913 | |
| 7 | 2 | 1:45.562 | 34.112 | 35.760 | 35.690 | 276.9 | 14:58.208 | 14 | 1 | 1:49.608 | 37.550 | 36.225 | 35.833 | 290.3 | 26:53.521 | |
| 8 | 2 | 1:49.298 | 33.915 | 36.274 | 39.109 | 276.9 | 16:47.506 | 15 | 1 | 1:44.485 | 32.903 | 36.309 | 35.273 | 285.7 | 28:38.006 | |
| 9 | 2 | 1:45.214 | 33.788 | 35.766 | 35.660 | 278.4 | 18:32.720 | 16 | 1 | 1:43.731 | 32.812 | 35.270 | 35.649 | 282.7 | 30:21.737 | |
| 10 | 2 | 1:54.307 | 34.133 | 36.758 | 43.416 | 271.4 | 20:27.027 | 17 | 1 | 1:43.867 | 32.830 | 35.742 | 35.295 | 279.1 | 32:05.604 | |
| 11 | 1 | 4:00.069 | 2:44.315 | 37.861 | 37.893 | 198.2 | 24:27.096 | 18 | 1 | 1:42.946 | 32.889 | 35.239 | 34.818 | 282.0 | 33:48.550 | |
| 12 | 1 | 1:48.612 | 34.690 | 37.070 | 36.852 | 279.1 | 26:15.708 | 19 | 1 | 1:51.972 | 33.039 | 35.358 | 43.575 | 291.9 | 35:40.522 | |
| 13 | 1 | 1:47.994 | 34.219 | 37.177 | 36.598 | 276.9 | 28:03.702 | 20 | 2 | 3:01.775 | 1:38.714 | 36.946 | 46.115 | 206.1 | 38:42.297 | |
| 14 | 1 | 1:48.361 | 34.270 | 36.604 | 37.487 | 277.6 | 29:52.063 | 21 | 2 | 23:12.302 | ... | 34.317 | 34.377 | 202.2 | 1:01:54.599 | |
| 15 | 1 | 1:48.904 | 34.356 | 37.159 | 37.389 | 277.6 | 31:40.967 | 22 | 2 | 1:39.971 | 32.306 | 33.890 | 33.775 | 295.9 | 1:03:34.570 | |
| 16 | 1 | 1:50.540 | 35.604 | 36.858 | 38.078 | 280.5 | 33:31.507 | 23 | 2 | 1:38.955 | 32.277 | 33.499 | 33.179 | 295.9 | 1:05:13.525 | |
| 17 | 1 | 1:49.318 | 34.448 | 37.664 | 37.206 | 277.6 | 35:20.825 | 24 | 2 | 1:41.608 | 32.158 | 34.304 | 35.146 | 297.5 | 1:06:55.133 | |
| 18 | 1 | 1:49.847 | 35.866 | 37.005 | 36.976 | 282.0 | 37:10.672 | 25 | 2 | 1:38.579 | 32.081 | 33.338 | 33.160 | 298.3 | 1:08:33.712 | |
| 19 | 1 | 1:47.399 | 34.354 | 36.652 | 36.393 | 275.5 | 38:58.071 | 26 | 2 | 1:42.935 | 32.101 | 34.775 | 36.059 | 298.3 | 1:10:16.647 | |
| 20 | 1 | 1:49.101 | 34.354 | 36.902 | 37.845 | 278.4 | 40:47.172 | 27 | 2 | 1:47.838 | 32.223 | 34.852 | 40.763 | 295.9 | 1:12:04.485 | |
| 21 | 1 | 1:53.462 | 34.447 | 36.790 | 42.225 | 276.9 | 42:40.634 | 28 | 1 | 3:07.632 | 1:56.375 | 35.596 | 35.661 | 216.4 | 1:15:12.117 | |
| 22 | 3 | 3:28.950 | 2:15.859 | 36.464 | 36.627 | 212.6 | 46:09.584 | 29 | 1 | 1:44.657 | 32.997 | 36.497 | 35.163 | 282.0 | 1:16:56.774 | |
| 23 | 3 | 1:46.993 | 34.177 | 36.541 | 36.275 | 279.1 | 47:56.577 | 30 | 1 | 1:43.192 | 32.907 | 35.070 | 35.215 | 285.7 | 1:18:39.966 | |
| 24 | 3 | 3:13.707 | 34.140 | 1:07.536 | 1:32.031 | 275.5 | 51:10.284 | 31 | 1 | 1:44.158 | 33.668 | 35.536 | 34.954 | 228.8 | 1:20:24.124 | |
| 25 | 3 | 2:19.406 | 1:05.404 | 37.170 | 36.832 | 79.8 | 53:29.690 | 32 | 1 | 1:41.764 | 32.803 | 34.611 | 34.350 | 288.0 | 1:22:05.888 | |
| 26 | 3 | 1:46.961 | 34.362 | 35.986 | 36.613 | 274.8 | 55:16.651 | 33 | 1 | 1:41.920 | 32.583 | 34.942 | 34.395 | 289.5 | 1:23:47.808 | |
| 27 | 3 | 1:46.083 | 34.034 | 35.970 | 36.079 | 276.2 | 57:02.734 | 34 | 1 | 1:42.056 | 32.531 | 35.027 | 34.498 | 291.9 | 1:25:29.864 | |
| 28 | 3 | 1:53.795 | 34.310 | 36.234 | 43.251 | 276.9 | 58:56.529 | 35 | 1 | 1:42.835 | 32.646 | 35.158 | 35.031 | 292.7 | 1:27:12.699 | |
| 29 | 3 | 3:59.772 | 2:41.858 | 36.381 | 41.533 | 208.9 | 1:02:56.301 | 36 | 1 | 1:49.662 | 38.370 | 35.834 | 35.458 | 283.5 | 1:29:02.361 | |
| 30 | 2 | 3:29.459 | 2:16.403 | 36.501 | 36.555 | 205.3 | 1:06:25.760 | 37 | 1 | 1:44.106 | 32.679 | 35.532 | 35.895 | 291.9 | 1:30:46.467 | |
| 31 | 2 | 1:46.159 | 34.118 | 36.084 | 35.957 | 277.6 | 1:08:11.919 | 22 United Autosports | | | | | | | | |
| 32 | 2 | 1:59.289 | 38.820 | 37.355 | 43.114 | 278.4 | 1:10:11.208 | 1. Phil HANSON | | | 3. Tom GAMBLE | | | | Oreca 07 - Gibson | |
| 33 | 2 | 5:07.656 | 3:55.174 | 36.226 | 36.256 | 214.3 | 1:15:18.864 | 2. Jonathan ABERDEIN | | | LMP2 | | | | | |
| 34 | 2 | 1:45.750 | 33.958 | 35.829 | 35.963 | 276.9 | 1:17:04.614 | 1 | 2 | 2:27.157 | 1:16.155 | 35.663 | 35.339 | 225.5 | 2:27.157 | |
| 35 | 2 | 1:54.095 | 34.180 | 36.597 | 43.318 | 277.6 | 1:18:58.709 | 2 | 2 | 1:54.781 | 36.184 | 35.369 | 43.228 | 295.9 | 4:21.938 | |
| 36 | 2 | 4:24.401 | 3:11.472 | 36.611 | 36.318 | 193.2 | 1:23:23.110 | 3 | 2 | 6:22.631 | 5:10.344 | 35.234 | 37.053 | 225.9 | 10:44.569 | |
| 37 | 2 | 1:46.970 | 33.837 | 35.951 | 37.182 | 276.9 | 1:25:10.080 | 4 | 2 | 1:43.036 | 32.556 | 34.883 | 35.597 | 295.1 | 12:27.605 | |
| 38 | 2 | 1:44.404 | 33.754 | 35.223 | 35.427 | 276.9 | 1:26:54.484 | 5 | 2 | 1:42.234 | 32.738 | 34.656 | 34.840 | 293.5 | 14:09.839 | |
| 39 | 2 | 1:44.184 | 33.565 | 35.153 | 35.466 | 276.9 | 1:28:38.668 | 6 | 2 | 1:50.986 | 33.028 | 34.912 | 43.046 | 280.5 | 16:00.825 | |
| 40 | 2 | 2:00.401 | 36.298 | 38.593 | 45.510 | 224.1 | 1:30:39.069 | 7 | 2 | 4:11.140 | 2:56.802 | 36.258 | 38.080 | 230.3 | 20:11.965 | |
| 21 DragonSpeed USA | | | | | | | Oreca 07 - Gibson | | | | | | | | | |
| 1. Henrik HEDMAN | | | 3. Juan Pablo MONTOYA | | | | LMP2 P/A | | | | | | | | | |
| 2. Ben HANLEY | | | | | | | | | | | | | | | | |
| 11 | 2 | 1:38.670 | 31.993 | 33.463 | 33.214 | 296.7 | 26:52.185 | 8 | 2 | 1:39.223 | 32.132 | 33.462 | 33.629 | 296.7 | 21:51.188 | |
| 12 | 2 | 1:59.159 | 32.218 | 41.250 | 45.691 | 297.5 | 28:51.344 | 9 | 2 | 1:43.271 | 34.055 | 35.545 | 33.671 | 284.2 | 23:34.459 | |
| 13 | 2 | 1:48.562 | 34.217 | 33.991 | 40.354 | 288.8 | 30:39.906 | 10 | 2 | 1:39.056 | 32.104 | 33.616 | 33.336 | 296.7 | 25:13.515 | |





EUROPEAN LE MANS SERIES
4 Hours of Monza
Free Practice 2

Amended

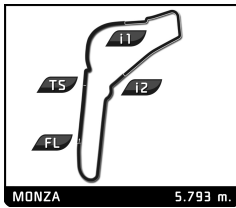
Sector Analysis

| Lap under Red Flag | | | | | | | | | | | | | | Invalidated Lap | Personal Best | Session Best | B Crossing the pit lane |
|--------------------|---|------------|----------|----------|----------|--------|-------------|-----|---|------------|----------|----------|----------|-----------------|---------------|--------------|-------------------------|
| Lap | D | Time | Sector 1 | Sector 2 | Sector 3 | T. Spd | Elapsed | Lap | D | Time | Sector 1 | Sector 2 | Sector 3 | T. Spd | Elapsed | | |
| 14 | 1 | 4:22.252 | 3:02.622 | 39.223 | 40.407 | 211.4 | 35:02.158 | 19 | 1 | 1:42.448 | 32.857 | 34.821 | 34.770 | 295.1 | 36:32.258 | | |
| 15 | 1 | 1:42.632 | 32.781 | 34.567 | 35.284 | 275.5 | 36:44.790 | 20 | 1 | 1:42.683 | 32.935 | 34.924 | 34.824 | 291.1 | 38:14.941 | | |
| 16 | 1 | 1:41.295 | 32.563 | 34.569 | 34.163 | 292.7 | 38:26.085 | 21 | 1 | 1:42.436 | 32.748 | 34.819 | 34.869 | 294.3 | 39:57.377 | | |
| 17 | 1 | 1:40.146 | 32.339 | 33.932 | 33.875 | 294.3 | 40:06.231 | 22 | 1 | 1:49.936 B | 33.097 | 34.791 | 42.048 | 285.7 | 41:47.313 | | |
| 18 | 1 | 1:40.017 | 32.271 | 33.743 | 34.003 | 295.9 | 41:46.248 | 23 | 2 | 4:06.983 | 2:55.920 | 36.053 | 35.010 | 198.9 | 45:54.296 | | |
| 19 | 1 | 1:40.574 | 32.788 | 33.951 | 33.835 | 273.4 | 43:26.822 | 24 | 2 | 1:42.555 | 32.724 | 34.807 | 35.024 | 291.1 | 47:36.851 | | |
| 20 | 1 | 1:40.794 | 32.272 | 34.615 | 33.907 | 295.9 | 45:07.616 | 25 | 2 | 2:53.608 | 35.351 | 46.072 | 1:32.185 | 295.1 | 50:30.459 | | |
| 21 | 1 | 1:40.345 | 32.367 | 34.017 | 33.961 | 294.3 | 46:47.961 | 26 | 2 | 2:47.687 | 1:33.701 | 38.539 | 35.447 | 80.4 | 53:18.146 | | |
| 22 | 1 | 1:41.466 | 32.353 | 35.168 | 33.945 | 293.5 | 48:29.427 | 27 | 2 | 1:49.412 B | 32.826 | 34.708 | 41.878 | 294.3 | 55:07.558 | | |
| 23 | 1 | 3:41.259 | 57.851 | 1:21.442 | 1:21.966 | 291.9 | 52:10.686 | 28 | 2 | 3:21.731 | 2:12.071 | 34.171 | 35.489 | 230.3 | 58:29.289 | | |
| 24 | 1 | 1:45.129 | 33.298 | 35.929 | 35.902 | 253.5 | 53:55.815 | 29 | 2 | 1:39.630 | 32.237 | 33.572 | 33.821 | 295.1 | 1:00:08.919 | | |
| 25 | 1 | 1:40.918 | 32.349 | 34.355 | 34.214 | 290.3 | 55:36.733 | 30 | 2 | 1:40.227 | 32.594 | 34.109 | 33.524 | 289.5 | 1:01:49.146 | | |
| 26 | 1 | 1:41.164 | 32.602 | 34.469 | 34.093 | 282.7 | 57:17.897 | 31 | 2 | 1:38.798 | 32.099 | 33.400 | 33.299 | 295.9 | 1:03:27.944 | | |
| 27 | 1 | 1:44.226 | 32.939 | 36.532 | 34.755 | 297.5 | 59:02.123 | 32 | 2 | 1:38.475 | 32.102 | 33.203 | 33.170 | 295.1 | 1:05:06.419 | | |
| 28 | 1 | 1:40.852 | 32.201 | 33.876 | 34.775 | 296.7 | 1:00:42.975 | 33 | 2 | 2:06.180 B | 35.448 | 41.057 | 49.675 | 259.6 | 1:07:12.599 | | |
| 29 | 1 | 1:39.560 | 32.239 | 33.648 | 33.673 | 295.9 | 1:02:22.535 | 34 | 3 | 4:16.138 | 3:07.114 | 34.620 | 34.404 | 223.6 | 1:11:28.737 | | |
| 30 | 1 | 1:39.556 | 32.231 | 33.763 | 33.562 | 296.7 | 1:04:02.091 | 35 | 3 | 1:40.808 | 32.739 | 34.156 | 33.913 | 292.7 | 1:13:09.545 | | |
| 31 | 1 | 1:41.153 | 32.303 | 34.307 | 34.543 | 298.3 | 1:05:43.244 | 36 | 3 | 1:40.594 | 32.745 | 34.051 | 33.798 | 292.7 | 1:14:50.139 | | |
| 32 | 1 | 1:40.683 | 32.356 | 34.268 | 34.059 | 296.7 | 1:07:23.927 | 37 | 3 | 1:41.267 | 32.616 | 34.348 | 34.303 | 295.1 | 1:16:31.406 | | |
| 33 | 1 | 1:48.121 B | 32.895 | 33.657 | 41.569 | 279.1 | 1:09:12.048 | 38 | 3 | 1:41.362 | 32.839 | 34.637 | 33.886 | 289.5 | 1:18:12.768 | | |
| 34 | 3 | 3:05.709 | 1:56.094 | 34.997 | 34.618 | 229.8 | 1:12:17.757 | 39 | 3 | 1:40.722 | 32.771 | 34.066 | 33.885 | 294.3 | 1:19:53.490 | | |
| 35 | 3 | 1:40.798 | 32.488 | 34.322 | 33.988 | 288.8 | 1:13:58.555 | 40 | 3 | 1:41.580 | 32.736 | 34.882 | 33.962 | 293.5 | 1:21:35.070 | | |
| 36 | 3 | 1:40.859 | 32.602 | 34.427 | 33.830 | 286.5 | 1:15:39.414 | 41 | 3 | 1:42.252 | 32.768 | 34.162 | 35.322 | 291.9 | 1:23:17.322 | | |
| 37 | 3 | 1:40.202 | 32.442 | 34.073 | 33.687 | 283.5 | 1:17:19.616 | 42 | 3 | 1:40.695 | 32.783 | 34.043 | 33.869 | 291.9 | 1:24:58.017 | | |
| 38 | 3 | 1:39.867 | 32.318 | 33.983 | 33.566 | 285.0 | 1:18:59.483 | 43 | 3 | 1:40.536 | 32.694 | 34.045 | 33.797 | 292.7 | 1:26:38.553 | | |
| 39 | 3 | 1:41.870 | 32.327 | 34.115 | 35.428 | 287.2 | 1:20:41.353 | 44 | 3 | 1:40.863 | 32.715 | 34.193 | 33.955 | 294.3 | 1:28:19.416 | | |
| 40 | 3 | 1:40.084 | 32.434 | 34.062 | 33.588 | 287.2 | 1:22:21.437 | 45 | 3 | 1:40.795 | 32.691 | 34.213 | 33.891 | 291.1 | 1:30:00.211 | | |
| 41 | 3 | 1:41.479 | 32.330 | 35.149 | 34.000 | 291.1 | 1:24:02.916 | | | | | | | | | | |
| 42 | 3 | 1:39.839 | 32.382 | 33.897 | 33.560 | 295.9 | 1:25:42.755 | | | | | | | | | | |
| 43 | 3 | 1:39.888 | 32.224 | 34.014 | 33.650 | 289.5 | 1:27:22.643 | | | | | | | | | | |
| 44 | 3 | 1:40.482 | 32.188 | 34.014 | 34.280 | 294.3 | 1:29:03.125 | | | | | | | | | | |
| 45 | 3 | 1:43.437 | 33.040 | 35.321 | 35.076 | 276.2 | 1:30:46.562 | | | | | | | | | | |

| 24 Algarve Pro Racing | | | | | | | Oreca 07 - Gibson | | | | | | |
|-----------------------|---|------------|----------|--------|--------|-------|--------------------|--|--|--|--|--|--|
| 1. Diego MENCHACA | | | | | | | 3. Richard BRADLEY | | | | | | |
| 2. Ferdinand HABSBURG | | | | | | | LMP2 | | | | | | |
| 1 | 3 | 2:04.574 | 50.504 | 37.444 | 36.626 | 204.9 | 2:04.574 | | | | | | |
| 2 | 3 | 1:46.252 | 33.882 | 36.138 | 36.232 | 288.8 | 3:50.826 | | | | | | |
| 3 | 3 | 1:44.697 | 33.191 | 36.483 | 35.023 | 288.0 | 5:35.523 | | | | | | |
| 4 | 3 | 1:43.283 | 33.752 | 34.847 | 34.684 | 257.1 | 7:18.806 | | | | | | |
| 5 | 3 | 1:41.386 | 32.681 | 34.354 | 34.351 | 295.1 | 9:00.192 | | | | | | |
| 6 | 3 | 1:42.128 | 32.767 | 35.017 | 34.344 | 294.3 | 10:42.320 | | | | | | |
| 7 | 3 | 1:47.933 B | 32.923 | 34.514 | 40.496 | 293.5 | 12:30.253 | | | | | | |
| 8 | 1 | 4:56.557 | 3:44.637 | 36.056 | 35.864 | 219.5 | 17:26.810 | | | | | | |
| 9 | 1 | 1:44.062 | 32.914 | 35.414 | 35.734 | 292.7 | 19:10.872 | | | | | | |
| 10 | 1 | 1:42.383 | 32.769 | 34.863 | 34.751 | 293.5 | 20:53.255 | | | | | | |
| 11 | 1 | 1:42.259 | 32.714 | 34.874 | 34.671 | 295.1 | 22:35.514 | | | | | | |
| 12 | 1 | 1:43.201 | 32.816 | 35.146 | 35.239 | 294.3 | 24:18.715 | | | | | | |
| 13 | 1 | 1:47.312 | 36.924 | 35.520 | 34.868 | 293.5 | 26:06.027 | | | | | | |
| 14 | 1 | 1:42.687 | 32.876 | 35.051 | 34.760 | 295.1 | 27:48.714 | | | | | | |
| 15 | 1 | 1:43.399 | 32.767 | 34.998 | 35.634 | 294.3 | 29:32.113 | | | | | | |
| 16 | 1 | 1:48.750 | 36.772 | 35.853 | 36.125 | 293.5 | 31:20.863 | | | | | | |
| 17 | 1 | 1:42.634 | 32.901 | 34.973 | 34.760 | 295.1 | 33:03.497 | | | | | | |
| 18 | 1 | 1:46.313 | 36.181 | 35.480 | 34.652 | 295.9 | 34:49.810 | | | | | | |

| 25 G-Drive Racing | | | | | | | | | | | | | |
|-------------------|---|------------|----------|--------|--------|-------|-------------------|--|--|--|--|--|--|
| 1. John FALB | | | | | | | 3. Roberto MERHI | | | | | | |
| 2. Rui ANDRADE | | | | | | | Aurus 01 - Gibson | | | | | | |
| | | | | | | | LMP2 P/A | | | | | | |
| 1 | 1 | 2:00.038 | 45.636 | 38.081 | 36.321 | 180.6 | 2:00.038 | | | | | | |
| 2 | 1 | 1:43.223 | 33.134 | 35.315 | 34.774 | 291.1 | 3:43.261 | | | | | | |
| 3 | 1 | 1:41.769 | 32.608 | 34.755 | 34.406 | 294.3 | 5:25.030 | | | | | | |
| 4 | 1 | 1:42.251 | 32.995 | 34.845 | 34.411 | 293.5 | 7:07.281 | | | | | | |
| 5 | 1 | 1:41.795 | 32.716 | 34.680 | 34.399 | 294.3 | 8:49.076 | | | | | | |
| 6 | 1 | 1:44.130 | 32.619 | 35.464 | 36.047 | 295.1 | 10:33.206 | | | | | | |
| 7 | 1 | 1:42.001 | 32.791 | 34.593 | 34.617 | 294.3 | 12:15.207 | | | | | | |
| 8 | 1 | 1:50.367 B | 32.736 | 36.236 | 41.395 | 293.5 | 14:05.574 | | | | | | |
| 9 | 3 | 3:51.947 | 2:40.018 | 36.239 | 35.690 | 216.0 | 17:57.521 | | | | | | |
| 10 | 3 | 1:42.464 | 32.574 | 34.428 | 35.462 | 293.5 | 19:39.985 | | | | | | |
| 11 | 3 | 1:41.164 | 32.611 | 34.441 | 34.112 | 293.5 | 21:21.149 | | | | | | |
| 12 | 3 | 1:44.096 | 32.609 | 36.680 | 34.807 | 294.3 | 23:05.245 | | | | | | |
| 13 | 3 | 1:42.525 | 32.568 | 35.504 | 34.453 | 293.5 | 24:47.770 | | | | | | |
| 14 | 3 | 1:51.214 B | 32.495 | 37.805 | 40.914 | 295.1 | 26:38.984 | | | | | | |
| 15 | 3 | 4:26.741 | 3:14.482 | 36.644 | 35.615 | 222.2 | 31:05.725 | | | | | | |
| 16 | 3 | 1:39.334 | 32.258 | 33.700 | 33.376 | 293.5 | 32:45.059 | | | | | | |
| 17 | 3 | 1:49.540 | 32.307 | 34.906 | 42.327 | 294.3 | 34:34.599 | | | | | | |
| 18 | 3 | 1:39.705 | 32.212 | 33.689 | 33.804 | 294.3 | 36:14.304 | | | | | | |
| 19 | 3 | 1:40.943 | 32.275 | 33.904 | 34.764 | 293.5 | 37:55.247 | | | | | | |
| 20 | 3 | 1:40.764 | 32.385 | 33.917 | 34.462 | 293.5 | 39:36.011 | | | | | | |
| 21 | 3 | 1:46.405 B | 32.259 | 33.814 | 40.332 | 294.3 | 41:22.416 | | | | | | |
| 22 | 2 | 4:22.063 | 3:11.989 | 35.403 | 34.671 | 225.9 | 45:44.479 | | | | | | |
| 23 | 2 | 1:43.717 | 32.930 | 36.400 | 34.387 | 290.3 | 47:28.196 | | | | | | |





EUROPEAN LE MANS SERIES
4 Hours of Monza
Free Practice 2

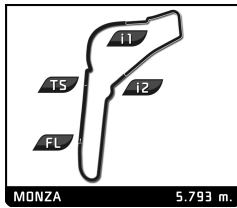
Amended

Sector Analysis

| Lap under Red Flag | | | | | | | | | | | | | Invalidated Lap | Personal Best | Session Best | B Crossing the pit lane |
|--------------------|---|-----------------------|----------|------------------|----------|--------|-------------------|-----|---|------------|----------|----------|-----------------|---------------|--------------|-------------------------|
| Lap | D | Time | Sector 1 | Sector 2 | Sector 3 | T. Spd | Elapsed | Lap | D | Time | Sector 1 | Sector 2 | Sector 3 | T. Spd | Elapsed | |
| 24 | 2 | 2:28.333 | 32.883 | 35.459 | 1:19.991 | 283.5 | 49:56.529 | 30 | 3 | 1:40.200 | 32.596 | 33.941 | 33.663 | 293.5 | 59:10.438 | |
| 25 | 2 | 2:58.057 | 1:26.961 | 56.287 | 34.809 | 79.4 | 52:54.586 | 31 | 3 | 1:47.522 B | 32.839 | 34.205 | 40.478 | 291.1 | 1:00:57.960 | |
| 26 | 2 | 1:41.283 | 32.511 | 34.597 | 34.175 | 291.9 | 54:35.869 | 32 | 1 | 2:59.014 | 1:49.279 | 35.639 | 34.096 | 226.4 | 1:03:56.974 | |
| 27 | 2 | 1:41.291 | 32.540 | 34.483 | 34.268 | 292.7 | 56:17.160 | 33 | 1 | 1:41.301 | 32.503 | 34.412 | 34.386 | 288.0 | 1:05:38.275 | |
| 28 | 2 | 1:41.405 | 32.474 | 34.223 | 34.708 | 294.3 | 57:58.565 | 34 | 1 | 1:41.201 | 32.605 | 34.590 | 34.006 | 290.3 | 1:07:19.476 | |
| 29 | 2 | 1:40.817 | 32.747 | 34.104 | 33.966 | 294.3 | 59:39.382 | 35 | 1 | 1:40.703 | 32.510 | 34.265 | 33.928 | 287.2 | 1:09:00.179 | |
| 30 | 2 | 1:41.465 | 32.415 | 34.938 | 34.112 | 295.1 | 1:01:20.847 | 36 | 1 | 1:41.351 | 32.877 | 34.403 | 34.071 | 289.5 | 1:10:41.530 | |
| 31 | 2 | 1:40.711 | 32.525 | 34.075 | 34.111 | 294.3 | 1:03:01.558 | 37 | 1 | 1:40.680 | 32.574 | 34.212 | 33.894 | 291.9 | 1:12:22.210 | |
| 32 | 2 | 1:47.084 B | 32.700 | 34.390 | 39.994 | 293.5 | 1:04:48.642 | 38 | 1 | 1:41.583 | 32.489 | 34.379 | 34.715 | 282.7 | 1:14:03.793 | |
| 33 | 1 | 4:18.791 | 3:09.023 | 35.074 | 34.694 | 228.8 | 1:09:07.433 | 39 | 1 | 1:40.864 | 32.835 | 34.206 | 33.823 | 285.0 | 1:15:44.657 | |
| 34 | 1 | 1:42.233 | 32.539 | 34.710 | 34.984 | 293.5 | 1:10:49.666 | 40 | 1 | 1:40.520 | 32.407 | 34.268 | 33.845 | 288.8 | 1:17:25.177 | |
| 35 | 1 | 1:41.724 | 32.773 | 34.569 | 34.382 | 292.7 | 1:12:31.390 | 41 | 1 | 1:41.266 | 32.654 | 34.002 | 34.610 | 282.7 | 1:19:06.443 | |
| 36 | 1 | 1:41.777 | 32.900 | 34.459 | 34.418 | 292.7 | 1:14:13.167 | 42 | 1 | 1:40.696 | 32.611 | 34.220 | 33.865 | 285.7 | 1:20:47.139 | |
| 37 | 1 | 1:41.475 | 32.620 | 34.460 | 34.395 | 294.3 | 1:15:54.642 | 43 | 1 | 1:42.209 | 32.592 | 34.956 | 34.661 | 285.7 | 1:22:29.348 | |
| 38 | 1 | 1:42.191 | 32.664 | 34.848 | 34.679 | 293.5 | 1:17:36.833 | 44 | 1 | 1:41.065 | 32.593 | 34.308 | 34.164 | 287.2 | 1:24:10.413 | |
| 39 | 1 | 1:42.083 | 32.665 | 34.789 | 34.629 | 295.9 | 1:19:18.916 | 45 | 1 | 1:41.012 | 32.644 | 34.278 | 34.090 | 287.2 | 1:25:51.425 | |
| 40 | 1 | 1:48.709 B | 33.317 | 34.897 | 40.495 | 289.5 | 1:21:07.625 | 46 | 1 | 1:41.090 | 32.559 | 34.438 | 34.093 | 284.2 | 1:27:32.515 | |
| 41 | 3 | 4:54.282 | 3:44.076 | 35.383 | 34.823 | 189.1 | 1:26:01.907 | 47 | 1 | 1:41.154 | 32.679 | 34.353 | 34.122 | 285.0 | 1:29:13.669 | |
| 42 | 3 | 1:41.081 | 32.600 | 34.339 | 34.142 | 292.7 | 1:27:42.988 | 48 | 1 | 1:41.044 | 32.654 | 34.041 | 34.349 | 288.0 | 1:30:54.713 | |
| 43 | 3 | 1:41.661 | 32.557 | 34.376 | 34.728 | 292.7 | 1:29:24.649 | | | | | | | | | |
| 44 | 3 | 1:40.873 | 32.405 | 34.279 | 34.189 | 293.5 | 1:31:05.522 | | | | | | | | | |
| 26 | | G-Drive Racing | | | | | Aurus 01 - Gibson | | | | | | | | | |
| | | 1. Roman RUSINOV | | 3. Mikkel JENSEN | | | LMP2 | | | | | | | | | |
| | | 2. Franco COLAPINTO | | | | | | | | | | | | | | |
| 1 | 2 | 1:57.861 | 44.943 | 37.466 | 35.452 | 196.4 | 1:57.861 | 1 | 2 | 2:06.046 | 51.586 | 37.020 | 37.440 | 196.4 | 2:06.046 | |
| 2 | 2 | 1:43.713 | 33.007 | 34.784 | 35.922 | 285.7 | 3:41.574 | 2 | 2 | 1:48.233 | 32.709 | 38.536 | 36.988 | 293.5 | 3:54.279 | |
| 3 | 2 | 1:40.744 | 32.492 | 34.392 | 33.860 | 293.5 | 5:22.318 | 3 | 2 | 1:41.717 | 32.735 | 34.126 | 34.856 | 295.1 | 5:35.996 | |
| 4 | 2 | 1:40.554 | 32.488 | 34.255 | 33.811 | 293.5 | 7:02.872 | 4 | 2 | 1:40.333 | 32.313 | 34.171 | 33.849 | 295.9 | 7:16.329 | |
| 5 | 2 | 1:40.142 | 32.426 | 34.014 | 33.702 | 291.1 | 8:43.014 | 5 | 2 | 1:40.290 | 32.407 | 34.043 | 33.840 | 295.1 | 8:56.619 | |
| 6 | 2 | 1:44.072 | 32.546 | 36.066 | 35.460 | 279.1 | 10:27.086 | 6 | 2 | 1:47.455 B | 32.438 | 34.446 | 40.571 | 297.5 | 10:44.074 | |
| 7 | 2 | 1:40.294 | 32.426 | 34.187 | 33.681 | 283.5 | 12:07.380 | 7 | 2 | 7:33.243 | 6:17.999 | 40.594 | 34.650 | 187.2 | 18:17.317 | |
| 8 | 2 | 1:42.229 | 32.254 | 35.460 | 34.515 | 285.7 | 13:49.609 | 8 | 2 | 1:38.862 | 32.130 | 33.428 | 33.304 | 293.5 | 19:56.179 | |
| 9 | 2 | 1:39.820 | 32.317 | 34.114 | 33.389 | 286.5 | 15:29.429 | 9 | 2 | 1:54.534 | 40.560 | 38.590 | 35.384 | 295.1 | 21:50.713 | |
| 10 | 2 | 1:48.090 B | 32.385 | 35.055 | 40.650 | 288.0 | 17:17.519 | 10 | 2 | 1:38.962 | 32.211 | 33.401 | 33.350 | 294.3 | 23:29.675 | |
| 11 | 2 | 4:39.711 | 3:30.752 | 35.156 | 33.803 | 227.8 | 21:57.230 | 11 | 2 | 1:45.818 B | 32.181 | 33.690 | 39.947 | 295.1 | 25:15.493 | |
| 12 | 2 | 1:38.351 | 32.048 | 33.286 | 33.017 | 295.1 | 23:35.581 | 12 | 1 | 6:52.510 | 5:41.194 | 36.086 | 35.230 | 217.3 | 32:08.003 | |
| 13 | 2 | 1:42.243 | 31.994 | 33.235 | 37.014 | 295.9 | 25:17.824 | 13 | 1 | 1:42.579 | 32.926 | 35.043 | 34.610 | 293.5 | 33:50.582 | |
| 14 | 2 | 1:38.377 | 32.072 | 33.391 | 32.914 | 295.9 | 26:56.201 | 14 | 1 | 1:42.633 | 32.912 | 35.026 | 34.695 | 291.1 | 35:33.215 | |
| 15 | 2 | 1:45.668 B | 32.052 | 33.883 | 39.733 | 296.7 | 28:41.869 | 15 | 1 | 1:43.431 | 32.766 | 35.753 | 34.912 | 293.5 | 37:16.646 | |
| 16 | 3 | 4:08.170 | 2:59.245 | 34.961 | 33.964 | 226.4 | 32:50.039 | 16 | 1 | 1:44.187 | 32.976 | 36.201 | 35.010 | 288.8 | 39:00.833 | |
| 17 | 3 | 1:40.476 | 32.458 | 34.232 | 33.786 | 294.3 | 34:30.515 | 17 | 1 | 1:42.828 | 33.084 | 35.240 | 34.504 | 288.8 | 40:43.661 | |
| 18 | 3 | 1:40.463 | 32.597 | 33.732 | 34.134 | 280.5 | 36:10.978 | 18 | 1 | 1:42.891 | 32.860 | 35.026 | 35.005 | 291.9 | 42:26.552 | |
| 19 | 3 | 1:40.891 | 32.350 | 35.053 | 33.488 | 295.9 | 37:51.869 | 19 | 1 | 1:44.838 | 32.900 | 35.348 | 36.590 | 288.0 | 44:11.390 | |
| 20 | 3 | 1:39.852 | 32.485 | 34.056 | 33.311 | 285.7 | 39:31.721 | 20 | 1 | 1:52.857 B | 34.713 | 35.801 | 42.343 | 260.2 | 46:04.247 | |
| 21 | 3 | 1:39.262 | 32.262 | 33.651 | 33.349 | 291.9 | 41:10.983 | 21 | 1 | 7:21.444 | 6:08.538 | 37.700 | 35.206 | 80.7 | 53:25.691 | |
| 22 | 3 | 1:39.538 | 32.257 | 33.663 | 33.618 | 292.7 | 42:50.521 | 22 | 1 | 1:43.221 | 33.369 | 35.142 | 34.710 | 264.7 | 55:08.912 | |
| 23 | 3 | 1:44.941 B | 32.334 | 33.743 | 38.864 | 286.5 | 44:35.462 | 23 | 1 | 1:42.510 | 33.007 | 34.955 | 34.548 | 287.2 | 56:51.422 | |
| 24 | 3 | 2:27.359 | 1:18.065 | 35.164 | 34.130 | 226.9 | 47:02.821 | 24 | 1 | 1:42.406 | 33.010 | 34.808 | 34.588 | 292.7 | 58:33.828 | |
| 25 | 3 | 1:42.350 | 33.206 | 34.992 | 34.152 | 294.3 | 48:45.171 | 25 | 1 | 1:42.210 | 32.898 | 34.804 | 34.508 | 286.5 | 1:00:16.038 | |
| 26 | 3 | 3:41.394 | 1:24.189 | 1:21.315 | 55.890 | 80.7 | 52:26.565 | 26 | 1 | 1:42.001 | 32.722 | 34.895 | 34.384 | 288.8 | 1:01:58.039 | |
| 27 | 3 | 1:41.899 | 33.343 | 34.456 | 34.100 | 278.4 | 54:08.464 | 27 | 1 | 1:50.493 B | 32.950 | 35.103 | 42.440 | 294.3 | 1:03:48.532 | |
| 28 | 3 | 1:41.255 | 32.549 | 34.083 | 34.623 | 293.5 | 55:49.719 | 28 | 3 | 3:12.179 | 2:02.004 | 35.565 | 34.610 | 228.3 | 1:07:00.711 | |
| 29 | 3 | 1:40.519 | 32.479 | 34.345 | 33.695 | 294.3 | 57:30.238 | 29 | 3 | 1:42.294 | 32.732 | 35.140 | 34.422 | 291.9 | 1:08:43.005 | |
| | | | | | | | | 30 | 3 | 1:41.028 | 32.582 | 34.269 | 34.177 | 291.9 | 1:10:24.033 | |
| | | | | | | | | 31 | 3 | 1:40.727 | 32.547 | 34.086 | 34.094 | 292.7 | 1:12:04.760 | |

28 IDEC Sport
1. Paul LAFARGUE
2. Paul Loup CHATIN
3. Patrick PILET
Oreca 07 - Gibson LMP2

| | | | | | | | |
|----|---|------------|----------|--------|--------|-------|-------------|
| 1 | 2 | 2:06.046 | 51.586 | 37.020 | 37.440 | 196.4 | 2:06.046 |
| 2 | 2 | 1:48.233 | 32.709 | 38.536 | 36.988 | 293.5 | 3:54.279 |
| 3 | 2 | 1:41.717 | 32.735 | 34.126 | 34.856 | 295.1 | 5:35.996 |
| 4 | 2 | 1:40.333 | 32.313 | 34.171 | 33.849 | 295.9 | 7:16.329 |
| 5 | 2 | 1:40.290 | 32.407 | 34.043 | 33.840 | 295.1 | 8:56.619 |
| 6 | 2 | 1:47.455 B | 32.438 | 34.446 | 40.571 | 297.5 | 10:44.074 |
| 7 | 2 | 7:33.243 | 6:17.999 | 40.594 | 34.650 | 187.2 | 18:17.317 |
| 8 | 2 | 1:38.862 | 32.130 | 33.428 | 33.304 | 293.5 | 19:56.179 |
| 9 | 2 | 1:54.534 | 40.560 | 38.590 | 35.384 | 295.1 | 21:50.713 |
| 10 | 2 | 1:38.962 | 32.211 | 33.401 | 33.350 | 294.3 | 23:29.675 |
| 11 | 2 | 1:45.818 B | 32.181 | 33.690 | 39.947 | 295.1 | 25:15.493 |
| 12 | 1 | 6:52.510 | 5:41.194 | 36.086 | 35.230 | 217.3 | 32:08.003 |
| 13 | 1 | 1:42.579 | 32.926 | 35.043 | 34.610 | 293.5 | 33:50.582 |
| 14 | 1 | 1:42.633 | 32.912 | 35.026 | 34.695 | 291.1 | 35:33.215 |
| 15 | 1 | 1:43.431 | 32.766 | 35.753 | 34.912 | 293.5 | 37:16.646 |
| 16 | 1 | 1:44.187 | 32.976 | 36.201 | 35.010 | 288.8 | 39:00.833 |
| 17 | 1 | 1:42.828 | 33.084 | 35.240 | 34.504 | 288.8 | 40:43.661 |
| 18 | 1 | 1:42.891 | 32.860 | 35.026 | 35.005 | 291.9 | 42:26.552 |
| 19 | 1 | 1:44.838 | 32.900 | 35.348 | 36.590 | 288.0 | 44:11.390 |
| 20 | 1 | 1:52.857 B | 34.713 | 35.801 | 42.343 | 260.2 | 46:04.247 |
| 21 | 1 | 7:21.444 | 6:08.538 | 37.700 | 35.206 | 80.7 | 53:25.691 |
| 22 | 1 | 1:43.221 | 33.369 | 35.142 | 34.710 | 264.7 | 55:08.912 |
| 23 | 1 | 1:42.510 | 33.007 | 34.955 | 34.548 | 287.2 | 56:51.422 |
| 24 | 1 | 1:42.406 | 33.010 | 34.808 | 34.588 | 292.7 | 58:33.828 |
| 25 | 1 | 1:42.210 | 32.898 | 34.804 | 34.508 | 286.5 | 1:00:16.038 |
| 26 | 1 | 1:42.001 | 32.722 | 34.895 | 34.384 | 288.8 | 1:01:58.039 |
| 27 | 1 | 1:50.493 B | 32.950 | 35.103 | 42.440 | 294.3 | 1:03:48.532 |
| 28 | 3 | 3:12.179 | 2:02.004 | 35.565 | 34.610 | 228.3 | 1:07:00.711 |
| 29 | 3 | 1:42.294 | 32.732 | 35.140 | 34.422 | 291.9 | 1:08:43.005 |
| 30 | 3 | 1:41.028 | 32.582 | 34.269 | 34.177 | 291.9 | 1:10:24.033 |
| 31 | 3 | | | | | | |



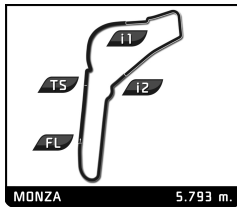
EUROPEAN LE MANS SERIES
4 Hours of Monza
Free Practice 2

Amended

Sector Analysis

| Lap under Red Flag | | | | | | | | Invalidated Lap | | Personal Best | | Session Best | | B Crossing the pit lane | | | | | | | | |
|---|---|----------|----------|----------|----------|--------|-------------|---|---|---------------|----------|--------------|----------|-------------------------|-------------|---|----------|--------|--------|--------|-------|----------|
| Lap | D | Time | Sector 1 | Sector 2 | Sector 3 | T. Spd | Elapsed | Lap | D | Time | Sector 1 | Sector 2 | Sector 3 | T. Spd | Elapsed | | | | | | | |
| 32 | 3 | 1:40.711 | 32.767 | 34.028 | 33.916 | 291.9 | 1:13:45.471 | 41 | 3 | 3:23.670 | 2:14.388 | 34.972 | 34.310 | 229.8 | 1:27:20.758 | | | | | | | |
| 33 | 3 | 1:44.152 | 32.530 | 35.292 | 36.330 | 292.7 | 1:15:29.623 | 42 | 3 | 1:42.072 | 32.440 | 34.698 | 34.934 | 296.7 | 1:29:02.830 | | | | | | | |
| 34 | 3 | 1:42.163 | 32.450 | 34.281 | 35.432 | 292.7 | 1:17:11.786 | 43 | 3 | 1:43.661 | 32.824 | 35.253 | 35.584 | 292.7 | 1:30:46.491 | | | | | | | |
| 35 | 3 | 1:40.683 | 32.340 | 34.318 | 34.025 | 294.3 | 1:18:52.469 | 30 Duqueine Team Orega 07 - Gibson LMP2 | | | | | | | | | | | | | | |
| 36 | 3 | 1:42.824 | 33.395 | 35.184 | 34.245 | 276.2 | 1:20:35.293 | 1. Tristan GOMMENDY 3. Memo ROJAS | | | | | | | | | | | | | | |
| 37 | 3 | 1:48.163 | 32.771 | 34.581 | 40.811 | 290.3 | 1:22:23.456 | 2. Rene BINDER | | | | | | | | | | | | | | |
| 38 | 2 | 2:57.796 | 1:47.960 | 35.324 | 34.512 | 230.8 | 1:25:21.252 | 1 | 2 | 2:12.512 | 58.918 | 37.633 | 35.961 | 203.0 | 2:12.512 | | | | | | | |
| 39 | 2 | 1:41.234 | 32.481 | 34.401 | 34.352 | 295.1 | 1:27:02.486 | 2 | 2 | 1:43.129 | 32.823 | 35.038 | 35.268 | 290.3 | 3:55.641 | | | | | | | |
| 40 | 2 | 1:40.737 | 32.524 | 34.109 | 34.104 | 292.7 | 1:28:43.223 | 3 | 2 | 1:43.055 | 32.549 | 35.087 | 35.419 | 291.9 | 5:38.696 | | | | | | | |
| 41 | 2 | 1:41.066 | 32.577 | 34.482 | 34.007 | 294.3 | 1:30:24.289 | 4 | 2 | 1:41.185 | 32.690 | 34.316 | 34.179 | 290.3 | 7:19.881 | | | | | | | |
| 29 Ultimate Orega 07 - Gibson LMP2 P/A | | | | | | | | 1. Matthieu LAHAYE 3. François HERIAU | | | | | | | | | | | | | | |
| 2. Jean-Baptiste LAHAYE | | | | | | | | 5 | | | | | | | | 2 | 1:42.462 | 32.233 | 35.238 | 34.991 | 292.7 | 9:02.343 |
| 1 | 2 | 2:57.135 | 1:44.099 | 37.234 | 35.802 | 161.2 | 2:57.135 | 6 | 2 | 1:40.835 | 32.260 | 34.588 | 33.987 | 295.9 | 10:43.178 | | | | | | | |
| 2 | 2 | 1:43.636 | 33.038 | 36.062 | 34.536 | 288.8 | 4:40.771 | 7 | 2 | 1:42.595 | 32.333 | 34.777 | 35.485 | 295.1 | 12:25.773 | | | | | | | |
| 3 | 2 | 1:44.260 | 32.682 | 36.180 | 35.398 | 291.9 | 6:25.031 | 8 | 2 | 1:42.134 | 32.399 | 34.460 | 35.275 | 291.1 | 14:07.907 | | | | | | | |
| 4 | 2 | 1:41.932 | 33.046 | 34.681 | 34.205 | 255.9 | 8:06.963 | 9 | 2 | 1:41.127 | 32.346 | 34.328 | 34.453 | 291.9 | 15:49.034 | | | | | | | |
| 5 | 2 | 1:40.694 | 32.285 | 34.208 | 34.201 | 294.3 | 9:47.657 | 10 | 2 | 1:48.649 | 32.407 | 35.180 | 41.062 | 293.5 | 17:37.683 | | | | | | | |
| 6 | 2 | 1:40.975 | 32.516 | 34.328 | 34.131 | 292.7 | 11:28.632 | 11 | 2 | 5:28.981 | 4:17.171 | 36.552 | 35.258 | 206.5 | 23:06.664 | | | | | | | |
| 7 | 2 | 1:41.651 | 32.472 | 34.935 | 34.244 | 293.5 | 13:10.283 | 12 | 2 | 1:43.786 | 33.811 | 35.475 | 34.500 | 240.0 | 24:50.450 | | | | | | | |
| 8 | 2 | 1:41.034 | 32.516 | 34.287 | 34.231 | 291.1 | 14:51.317 | 13 | 2 | 1:52.103 | 33.352 | 35.949 | 42.802 | 260.9 | 26:42.553 | | | | | | | |
| 9 | 2 | 1:41.257 | 32.802 | 34.350 | 34.105 | 282.7 | 16:32.574 | 14 | 3 | 11:48.560 | ... | 40.093 | 35.899 | 212.2 | 38:31.113 | | | | | | | |
| 10 | 2 | 1:41.055 | 32.497 | 34.430 | 34.128 | 292.7 | 18:13.629 | 15 | 3 | 1:46.504 | 33.028 | 38.252 | 35.224 | 295.9 | 40:17.617 | | | | | | | |
| 11 | 2 | 1:40.617 | 32.401 | 34.180 | 34.036 | 295.1 | 19:54.246 | 16 | 3 | 1:40.468 | 32.277 | 34.169 | 34.022 | 295.1 | 41:58.085 | | | | | | | |
| 12 | 2 | 1:40.800 | 32.299 | 34.424 | 34.077 | 293.5 | 21:35.046 | 17 | 3 | 1:40.541 | 32.250 | 34.270 | 34.021 | 296.7 | 43:38.626 | | | | | | | |
| 13 | 2 | 1:40.617 | 32.465 | 34.241 | 33.911 | 292.7 | 23:15.663 | 18 | 3 | 1:43.202 | 32.599 | 36.636 | 33.967 | 273.4 | 45:21.828 | | | | | | | |
| 14 | 2 | 1:47.528 | 32.466 | 34.365 | 40.697 | 292.7 | 25:03.191 | 19 | 3 | 1:41.502 | 32.497 | 34.838 | 34.167 | 296.7 | 47:03.330 | | | | | | | |
| 15 | 1 | 7:25.424 | 6:16.671 | 34.792 | 33.961 | 220.4 | 32:28.615 | 20 | 3 | 1:47.094 | 32.390 | 34.216 | 40.488 | 295.9 | 48:50.424 | | | | | | | |
| 16 | 1 | 1:41.736 | 33.109 | 34.956 | 33.671 | 294.3 | 34:10.351 | 21 | 1 | 7:09.337 | 6:00.394 | 34.734 | 34.209 | 227.4 | 55:59.761 | | | | | | | |
| 17 | 1 | 1:41.113 | 32.201 | 34.736 | 34.176 | 295.1 | 35:51.464 | 22 | 1 | 1:40.877 | 32.614 | 34.240 | 34.023 | 293.5 | 57:40.638 | | | | | | | |
| 18 | 1 | 1:38.959 | 32.080 | 33.631 | 33.248 | 296.7 | 37:30.423 | 23 | 1 | 1:41.437 | 32.784 | 34.266 | 34.387 | 292.7 | 59:22.075 | | | | | | | |
| 19 | 1 | 1:39.168 | 32.283 | 33.579 | 33.306 | 295.9 | 39:09.591 | 24 | 1 | 1:42.221 | 32.789 | 34.710 | 34.722 | 293.5 | 1:01:04.296 | | | | | | | |
| 20 | 1 | 1:47.237 | 32.668 | 34.139 | 40.430 | 294.3 | 40:56.828 | 25 | 1 | 1:41.772 | 32.478 | 34.106 | 35.188 | 293.5 | 1:02:46.068 | | | | | | | |
| 21 | 1 | 4:52.349 | 3:43.680 | 34.542 | 34.127 | 197.4 | 45:49.177 | 26 | 1 | 1:40.236 | 32.432 | 33.949 | 33.855 | 294.3 | 1:04:26.304 | | | | | | | |
| 22 | 1 | 1:42.106 | 32.442 | 34.864 | 34.800 | 292.7 | 47:31.283 | 27 | 1 | 1:41.971 | 33.110 | 34.411 | 34.450 | 291.1 | 1:06:08.275 | | | | | | | |
| 23 | 1 | 2:31.184 | 32.521 | 34.646 | 1:24.017 | 292.7 | 50:02.467 | 28 | 1 | 1:41.239 | 32.605 | 34.604 | 34.030 | 292.7 | 1:07:49.514 | | | | | | | |
| 24 | 3 | 3:39.458 | 2:27.365 | 36.433 | 35.660 | 152.5 | 53:41.925 | 29 | 1 | 1:46.980 | 32.419 | 34.358 | 40.203 | 294.3 | 1:09:36.494 | | | | | | | |
| 25 | 3 | 1:45.747 | 34.321 | 35.740 | 35.686 | 292.7 | 55:27.672 | 30 | 1 | 7:53.514 | 6:44.464 | 35.023 | 34.027 | 231.3 | 1:17:30.008 | | | | | | | |
| 26 | 3 | 1:44.990 | 32.595 | 36.230 | 36.165 | 293.5 | 57:12.662 | 31 | 1 | 1:43.352 | 32.384 | 36.172 | 34.796 | 294.3 | 1:19:13.360 | | | | | | | |
| 27 | 3 | 1:42.420 | 32.584 | 34.900 | 34.936 | 295.1 | 58:55.082 | 32 | 1 | 1:41.285 | 32.447 | 34.753 | 34.085 | 293.5 | 1:20:54.645 | | | | | | | |
| 28 | 3 | 1:42.137 | 32.564 | 34.870 | 34.703 | 293.5 | 1:00:37.219 | 33 | 1 | 1:40.363 | 32.245 | 34.121 | 33.997 | 291.9 | 1:22:35.008 | | | | | | | |
| 29 | 3 | 1:41.973 | 32.581 | 34.776 | 34.616 | 294.3 | 1:02:19.192 | 34 | 1 | 1:41.680 | 32.513 | 34.869 | 34.298 | 294.3 | 1:24:16.688 | | | | | | | |
| 30 | 3 | 1:41.896 | 32.449 | 34.902 | 34.545 | 295.1 | 1:04:01.088 | 35 | 1 | 1:40.709 | 32.506 | 34.258 | 33.945 | 291.1 | 1:25:57.397 | | | | | | | |
| 31 | 3 | 1:42.031 | 32.566 | 34.816 | 34.649 | 293.5 | 1:05:43.119 | 36 | 1 | 1:40.909 | 32.412 | 34.528 | 33.969 | 293.5 | 1:27:38.306 | | | | | | | |
| 32 | 3 | 1:43.191 | 33.044 | 35.073 | 35.074 | 291.1 | 1:07:26.310 | 37 | 1 | 1:40.615 | 32.456 | 34.315 | 33.844 | 292.7 | 1:29:18.921 | | | | | | | |
| 33 | 3 | 1:42.212 | 32.564 | 35.044 | 34.604 | 294.3 | 1:09:08.522 | 38 | 1 | 1:40.978 | 32.345 | 34.061 | 34.572 | 294.3 | 1:30:59.899 | | | | | | | |
| 34 | 3 | 1:42.462 | 32.597 | 34.874 | 34.991 | 295.1 | 1:10:50.984 | 34 Racing Team Turkey Orega 07 - Gibson LMP2 P/A | | | | | | | | | | | | | | |
| 35 | 3 | 1:49.569 | 32.892 | 35.229 | 41.448 | 290.3 | 1:12:40.553 | 1. Salih YOLUC 3. Logan SARGEANT | | | | | | | | | | | | | | |
| 36 | 3 | 4:21.876 | 3:10.956 | 35.681 | 35.239 | 229.3 | 1:17:02.429 | 2. Charlie EASTWOOD | | | | | | | | | | | | | | |
| 37 | 3 | 1:42.474 | 32.644 | 35.306 | 34.524 | 293.5 | 1:18:44.903 | 1 | 3 | 3:31.495 | 2:18.987 | 37.594 | 34.914 | 205.7 | 3:31.495 | | | | | | | |
| 38 | 3 | 1:42.669 | 32.456 | 35.084 | 35.129 | 296.7 | 1:20:27.572 | 2 | 3 | 1:39.004 | 32.274 | 33.603 | 33.127 | 296.7 | 5:10.499 | | | | | | | |
| 39 | 3 | 1:41.914 | 32.808 | 34.786 | 34.320 | 294.3 | 1:22:09.486 | 3 | 3 | 1:38.494 | 31.819 | 33.321 | 33.354 | 298.3 | 6:48.993 | | | | | | | |
| 40 | 3 | 1:47.602 | 32.470 | 34.594 | 40.538 | 295.9 | 1:23:57.088 | 4 | 3 | 1:46.345 | 32.039 | 33.171 | 41.135 | 297.5 | 8:35.338 | | | | | | | |
| | | | | | | | | 5 | 3 | 5:36.725 | 4:28.131 | 34.374 | 34.220 | 227.8 | 14:12.063 | | | | | | | |
| | | | | | | | | 6 | 3 | 1:40.456 | 32.336 | 34.055 | 34.065 | 291.9 | 15:52.519 | | | | | | | |





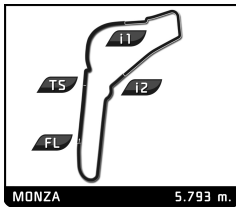
EUROPEAN LE MANS SERIES
4 Hours of Monza
Free Practice 2

Amended

Sector Analysis

| Lap under Red Flag | | | | | | | | | | | | | | Invalidated Lap | Personal Best | Session Best | B Crossing the pit lane | | |
|--------------------------|---|-------------------|----------|----------|----------|--------|-------------|-----------------------|---|-------------------|---------------|---------------|---------------|-----------------|-------------------|-------------------|-------------------------|--|--|
| Lap | D | Time | Sector 1 | Sector 2 | Sector 3 | T. Spd | Elapsed | Lap | D | Time | Sector 1 | Sector 2 | Sector 3 | T. Spd | Elapsed | | | | |
| 7 | 3 | 1:41.391 | 32.443 | 34.152 | 34.796 | 291.9 | 17:33.910 | 16 | 3 | 1:41.308 | 32.563 | 34.597 | 34.148 | 288.8 | 41:49.433 | | | | |
| 8 | 3 | 1:42.866 | 32.587 | 35.615 | 34.664 | 291.9 | 19:16.776 | 17 | 3 | 1:45.205 | 32.794 | 36.420 | 35.991 | 282.0 | 43:34.638 | | | | |
| 9 | 3 | 1:41.714 | 32.424 | 35.039 | 34.251 | 289.5 | 20:58.490 | 18 | 3 | 1:48.142 B | 32.369 | 34.602 | 41.171 | 289.5 | 45:22.780 | | | | |
| 10 | 3 | 1:40.454 | 32.206 | 34.404 | 33.844 | 291.9 | 22:38.944 | 19 | 2 | 11:40.768 | ... | 35.492 | 34.281 | 206.9 | 57:03.548 | | | | |
| 11 | 3 | 1:40.405 | 32.131 | 34.183 | 34.091 | 291.9 | 24:19.349 | 20 | 2 | 1:44.167 | 34.050 | 35.677 | 34.440 | 296.7 | 58:47.715 | | | | |
| 12 | 3 | 1:39.909 | 32.168 | 33.972 | 33.769 | 293.5 | 25:59.258 | 21 | 2 | 1:40.251 | 32.735 | 33.948 | 33.568 | 295.9 | 1:00:27.966 | | | | |
| 13 | 3 | 1:39.340 | 32.178 | 33.722 | 33.440 | 286.5 | 27:38.598 | 22 | 2 | 1:41.483 | 32.164 | 35.493 | 33.826 | 297.5 | 1:02:09.449 | | | | |
| 14 | 3 | 1:39.941 | 32.062 | 34.317 | 33.562 | 293.5 | 29:18.539 | 23 | 2 | 1:42.386 | 32.673 | 35.008 | 34.705 | 296.7 | 1:03:51.835 | | | | |
| 15 | 3 | 1:39.214 | 31.971 | 33.741 | 33.502 | 290.3 | 30:57.753 | 24 | 2 | 1:39.811 | 32.234 | 33.894 | 33.683 | 295.9 | 1:05:31.646 | | | | |
| 16 | 3 | 1:41.091 | 32.161 | 33.735 | 35.195 | 290.3 | 32:38.844 | 25 | 2 | 1:53.308 B | 35.091 | 34.961 | 43.256 | 297.5 | 1:07:24.954 | | | | |
| 17 | 3 | 1:39.529 | 32.091 | 33.792 | 33.646 | 297.5 | 34:18.373 | 26 | 1 | 3:25.409 | 2:12.571 | 36.455 | 36.383 | 200.4 | 1:10:50.363 | | | | |
| 18 | 3 | 1:40.250 | 32.124 | 34.532 | 33.594 | 290.3 | 35:58.623 | 27 | 1 | 1:42.998 | 32.842 | 35.266 | 34.890 | 274.1 | 1:12:33.361 | | | | |
| 19 | 3 | 1:40.119 | 32.175 | 34.340 | 33.604 | 292.7 | 37:38.742 | 28 | 1 | 1:42.480 | 32.530 | 34.938 | 35.012 | 295.1 | 1:14:15.841 | | | | |
| 20 | 3 | 1:50.211 B | 33.162 | 36.761 | 40.288 | 264.1 | 39:28.953 | 29 | 1 | 1:42.753 | 32.494 | 35.005 | 35.254 | 295.9 | 1:15:58.594 | | | | |
| 21 | 1 | 3:36.118 | 2:24.944 | 35.945 | 35.229 | 228.8 | 43:05.071 | 30 | 1 | 1:44.685 | 33.201 | 35.596 | 35.888 | 245.5 | 1:17:43.279 | | | | |
| 22 | 1 | 1:42.375 | 32.472 | 35.074 | 34.829 | 295.9 | 44:47.446 | 31 | 1 | 1:43.661 | 32.757 | 35.818 | 35.086 | 281.2 | 1:19:26.940 | | | | |
| 23 | 1 | 1:41.285 | 32.255 | 34.608 | 34.422 | 296.7 | 46:28.731 | 32 | 1 | 1:43.985 | 32.598 | 35.373 | 36.014 | 292.7 | 1:21:10.925 | | | | |
| 24 | 1 | 1:41.819 | 32.134 | 35.245 | 34.440 | 295.1 | 48:10.550 | 33 | 1 | 1:43.456 | 32.832 | 35.565 | 35.059 | 294.3 | 1:22:54.381 | | | | |
| 25 | 1 | 3:23.934 | 32.341 | 1:16.887 | 1:34.706 | 295.9 | 51:34.484 | 34 | 1 | 1:44.400 | 32.748 | 35.977 | 35.675 | 291.1 | 1:24:38.781 | | | | |
| 26 | 1 | 2:11.430 | 58.786 | 35.815 | 36.829 | 219.5 | 53:45.914 | 35 | 1 | 1:44.779 | 32.618 | 36.673 | 35.488 | 279.1 | 1:26:23.560 | | | | |
| 27 | 1 | 1:42.125 | 32.381 | 34.692 | 35.052 | 296.7 | 55:28.039 | 36 | 1 | 1:43.932 | 32.851 | 35.556 | 35.525 | 289.5 | 1:28:07.492 | | | | |
| 28 | 1 | 1:43.604 | 32.445 | 36.094 | 35.065 | 298.3 | 57:11.643 | 37 | 1 | 2:10.521 B | 32.861 | 36.502 | 1:01.158 | 272.0 | 1:30:18.013 | | | | |
| 29 | 1 | 1:40.995 | 32.165 | 34.481 | 34.349 | 297.5 | 58:52.638 | 37 COOL Racing | | | | | | | Oreca 07 - Gibson | | | | |
| 30 | 1 | 1:47.529 B | 32.307 | 34.263 | 40.959 | 297.5 | 1:00:40.167 | 1.Alexandre COIGNY | | | | | | | 3.Antonin BORGA | | | | |
| 31 | 2 | 12:23.800 | ... | 36.469 | 34.982 | 190.1 | 1:13:03.967 | 2.Nicolas LAPIERRE | | | | | | | LMP2 P/A | | | | |
| 32 | 2 | 1:41.291 | 32.599 | 34.471 | 34.221 | 271.4 | 1:14:45.258 | 1 | 2 | 6:58.586 | 5:46.150 | 37.876 | 34.560 | 196.7 | 6:58.586 | | | | |
| 33 | 2 | 1:42.567 | 32.395 | 35.074 | 35.098 | 288.8 | 1:16:27.825 | 2 | 2 | 1:46.986 | 34.103 | 35.208 | 37.675 | 294.3 | 8:45.572 | | | | |
| 34 | 2 | 1:43.752 | 32.298 | 34.695 | 36.759 | 294.3 | 1:18:11.577 | 3 | 2 | 1:40.735 | 32.358 | 34.432 | 33.945 | 295.9 | 10:26.307 | | | | |
| 35 | 2 | 1:40.262 | 32.309 | 34.217 | 33.736 | 293.5 | 1:19:51.839 | 4 | 2 | 1:38.914 | 32.293 | 33.503 | 33.118 | 292.7 | 12:05.221 | | | | |
| 36 | 2 | 1:40.213 | 32.433 | 33.976 | 33.804 | 288.0 | 1:21:32.052 | 5 | 2 | 1:42.032 | 32.454 | 34.975 | 34.603 | 298.3 | 13:47.253 | | | | |
| 37 | 2 | 1:51.079 B | 32.191 | 34.561 | 44.327 | 292.7 | 1:23:23.131 | 6 | 2 | 1:39.263 | 32.292 | 33.658 | 33.313 | 295.1 | 15:26.516 | | | | |
| 38 | 2 | 2:57.737 | 1:47.544 | 35.590 | 34.603 | 226.9 | 1:26:20.868 | 7 | 2 | 1:47.084 B | 32.229 | 34.160 | 40.695 | 297.5 | 17:13.600 | | | | |
| 39 | 2 | 1:42.199 | 32.749 | 34.404 | 35.046 | 280.5 | 1:28:03.067 | 8 | 1 | 5:28.168 | 4:15.140 | 36.731 | 36.297 | 222.7 | 22:41.768 | | | | |
| 40 | 2 | 1:40.719 | 32.482 | 34.172 | 34.065 | 291.9 | 1:29:43.786 | 9 | 1 | 1:44.419 | 32.952 | 35.628 | 35.839 | 289.5 | 24:26.187 | | | | |
| 41 | 2 | 1:42.916 | 32.428 | 34.189 | 36.299 | 293.5 | 1:31:26.702 | 10 | 1 | 1:45.049 | 32.843 | 35.418 | 36.788 | 289.5 | 26:11.236 | | | | |
| 35 BHK Motorsport | | | | | | | | | | | | | | | | Oreca 07 - Gibson | | | |
| 1.Francesco DRACONE | | | | | | | | | | | | | | | | LMP2 | | | |
| 2.Sergio CAMPANA | | | | | | | | | | | | | | | | 3.Markus POMMER | | | |
| 1 | 3 | 5:53.133 | 4:39.958 | 37.441 | 35.734 | 98.6 | 5:53.133 | 11 | 1 | 1:43.636 | 33.184 | 35.285 | 35.167 | 289.5 | 27:54.872 | | | | |
| 2 | 3 | 1:44.158 | 32.844 | 35.195 | 36.119 | 291.9 | 7:37.291 | 12 | 1 | 1:43.979 | 32.976 | 35.542 | 35.461 | 290.3 | 29:38.851 | | | | |
| 3 | 3 | 1:43.188 | 32.839 | 35.077 | 35.272 | 287.2 | 9:20.479 | 13 | 1 | 1:43.509 | 32.756 | 35.262 | 35.491 | 291.1 | 31:22.360 | | | | |
| 4 | 3 | 1:47.736 B | 32.561 | 34.581 | 40.594 | 295.9 | 11:08.215 | 14 | 1 | 1:42.841 | 32.753 | 35.103 | 34.985 | 291.9 | 33:05.201 | | | | |
| 5 | 3 | 11:54.466 | ... | 37.532 | 35.708 | 227.4 | 23:02.681 | 15 | 1 | 1:42.239 | 32.643 | 34.815 | 34.781 | 292.7 | 34:47.440 | | | | |
| 6 | 3 | 1:43.023 | 32.851 | 34.809 | 35.363 | 288.8 | 24:45.704 | 16 | 1 | 1:42.560 | 32.774 | 34.785 | 35.001 | 292.7 | 36:30.000 | | | | |
| 7 | 3 | 1:43.393 | 32.617 | 35.877 | 34.899 | 291.9 | 26:29.097 | 17 | 1 | 1:53.795 B | 32.566 | 34.591 | 46.638 | 292.7 | 38:23.795 | | | | |
| 8 | 3 | 1:42.462 | 32.484 | 34.735 | 35.243 | 295.1 | 28:11.559 | 18 | 1 | 7:24.493 | 6:13.940 | 35.399 | 35.154 | 228.3 | 45:48.288 | | | | |
| 9 | 3 | 1:42.362 | 33.093 | 34.838 | 34.431 | 257.8 | 29:53.921 | 19 | 1 | 1:44.240 | 33.216 | 34.975 | 36.049 | 289.5 | 47:32.528 | | | | |
| 10 | 3 | 1:45.445 | 34.225 | 35.424 | 35.796 | 295.9 | 31:39.366 | 20 | 1 | 2:31.123 | 32.814 | 35.547 | 1:22.762 | 290.3 | 50:03.651 | | | | |
| 11 | 3 | 1:41.675 | 32.580 | 34.583 | 34.512 | 294.3 | 33:21.041 | 21 | 1 | 2:54.331 | 1:25.330 | 52.943 | 36.058 | 82.0 | 52:57.982 | | | | |
| 12 | 3 | 1:41.694 | 32.516 | 34.651 | 34.527 | 293.5 | 35:02.735 | 22 | 1 | 1:42.591 | 32.788 | 34.884 | 34.919 | 291.1 | 54:40.573 | | | | |
| 13 | 3 | 1:42.734 | 32.762 | 34.741 | 35.231 | 256.5 | 36:45.469 | 23 | 1 | 1:43.309 | 32.814 | 34.769 | 35.726 | 292.7 | 56:23.882 | | | | |
| 14 | 3 | 1:41.383 | 32.469 | 34.676 | 34.238 | 275.5 | 38:26.852 | 24 | 1 | 1:42.562 | 32.783 | 34.789 | 34.990 | 291.9 | 58:06.444 | | | | |
| 15 | 3 | 1:41.273 | 32.587 | 34.547 | 34.139 | 292.7 | 40:08.125 | 25 | 1 | 1:43.184 | 32.885 | 34.908 | 35.391 | 290.3 | 59:49.628 | | | | |
| | | | | | | | | 26 | 1 | 1:42.570 | 33.170 | 34.685 | 34.715 | 291.9 | 1:01:32.198 | | | | |
| | | | | | | | | 27 | 1 | 1:41.858 | 32.617 | 34.688 | 34.553 | 291.9 | 1:03:14.056 | | | | |
| | | | | | | | | 28 | 1 | 1:50.399 B | 32.684 | 36.086 | 41.629 | 292.7 | 1:05:04.455 | | | | |





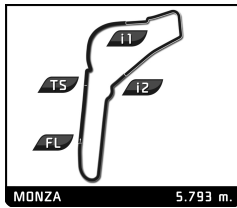
EUROPEAN LE MANS SERIES
4 Hours of Monza
Free Practice 2

Amended

Sector Analysis

| Lap under Red Flag | | | | | | | | Invalidated Lap | | Personal Best | | Session Best | | B Crossing the pit lane | |
|--|---|------------|----------|----------|----------|--------|-------------|---|---|---------------|----------|--------------|----------|-------------------------|-------------|
| Lap | D | Time | Sector 1 | Sector 2 | Sector 3 | T. Spd | Elapsed | Lap | D | Time | Sector 1 | Sector 2 | Sector 3 | T. Spd | Elapsed |
| 29 | 3 | 4:19.400 | 3:09.292 | 35.543 | 34.565 | 230.8 | 1:09:23.855 | 41 | 2 | 1:45.666 | 33.110 | 35.964 | 36.592 | 291.9 | 1:24:45.997 |
| 30 | 3 | 1:41.347 | 32.682 | 34.523 | 34.142 | 291.9 | 1:11:05.202 | 42 | 2 | 1:44.203 | 32.969 | 35.644 | 35.590 | 291.1 | 1:26:30.200 |
| 31 | 3 | 1:42.106 | 32.571 | 35.265 | 34.270 | 293.5 | 1:12:47.308 | 43 | 2 | 1:43.320 | 33.103 | 35.177 | 35.040 | 292.7 | 1:28:13.520 |
| 32 | 3 | 1:41.083 | 32.428 | 34.444 | 34.211 | 292.7 | 1:14:28.391 | 44 | 2 | 1:44.609 | 33.036 | 36.363 | 35.210 | 292.7 | 1:29:58.129 |
| 33 | 3 | 1:41.729 | 32.518 | 34.790 | 34.421 | 292.7 | 1:16:10.120 | 45 | 2 | 1:44.267 | 33.160 | 35.308 | 35.799 | 290.3 | 1:31:42.396 |
| 34 | 3 | 1:41.317 | 32.576 | 34.621 | 34.120 | 292.7 | 1:17:51.437 | 41 Team WRT 1. Robert KUBICA 3.Yifei YE Orega 07 - Gibson LMP2 2. Louis DELETRAZ | | | | | | | |
| 35 | 3 | 1:40.819 | 32.294 | 34.325 | 34.200 | 293.5 | 1:19:32.256 | 1 | 2 | 2:10.269 B | 46.085 | 40.173 | 44.011 | 167.7 | 2:10.269 |
| 36 | 3 | 1:41.788 | 32.853 | 34.807 | 34.128 | 268.7 | 1:21:14.044 | 2 | 2 | 2:33.218 | 1:23.778 | 35.064 | 34.376 | 228.8 | 4:43.487 |
| 37 | 3 | 1:41.458 | 32.960 | 34.349 | 34.149 | 295.9 | 1:22:55.502 | 3 | 2 | 1:41.685 | 32.306 | 35.044 | 34.335 | 295.1 | 6:25.172 |
| 38 | 3 | 1:48.992 B | 32.749 | 35.191 | 41.052 | 293.5 | 1:24:44.494 | 4 | 2 | 1:40.541 | 32.196 | 33.701 | 34.644 | 294.3 | 8:05.713 |
| 39 Graff 1. Vincent CAPILLAIRE 3. Arnold ROBIN Orega 07 - Gibson LMP2 P/A 2. Maxime ROBIN | | | | | | | | 5 | 2 | 1:39.688 | 32.482 | 33.715 | 33.491 | 296.7 | 9:45.401 |
| 1 | 1 | 2:04.032 | 47.298 | 39.386 | 37.348 | 169.0 | 2:04.032 | 6 | 2 | 1:49.283 B | 32.287 | 34.277 | 42.719 | 294.3 | 11:34.684 |
| 2 | 1 | 1:45.313 | 34.094 | 35.470 | 35.749 | 281.2 | 3:49.345 | 7 | 2 | 7:16.225 | 6:05.639 | 34.526 | 36.060 | 231.8 | 18:50.909 |
| 3 | 1 | 1:42.679 | 33.110 | 35.360 | 34.209 | 286.5 | 5:32.024 | 8 | 2 | 1:40.624 | 32.176 | 34.594 | 33.854 | 295.1 | 20:31.533 |
| 4 | 1 | 1:42.781 | 32.388 | 34.749 | 35.644 | 294.3 | 7:14.805 | 9 | 2 | 1:38.449 | 32.158 | 33.353 | 32.938 | 294.3 | 22:09.982 |
| 5 | 1 | 1:41.169 | 32.491 | 34.454 | 34.224 | 293.5 | 8:55.974 | 10 | 2 | 1:38.747 | 31.926 | 33.212 | 33.609 | 295.1 | 23:48.729 |
| 6 | 1 | 1:40.771 | 32.375 | 34.320 | 34.076 | 295.1 | 10:36.745 | 11 | 2 | 1:37.956 | 31.999 | 33.124 | 32.833 | 295.9 | 25:26.685 |
| 7 | 1 | 1:49.167 B | 32.406 | 35.287 | 41.474 | 291.9 | 12:25.912 | 12 | 2 | 1:45.608 B | 32.081 | 33.324 | 40.203 | 295.9 | 27:12.293 |
| 8 | 1 | 2:57.663 | 1:48.046 | 35.272 | 34.345 | 230.8 | 15:23.575 | 13 | 3 | 6:18.438 | 5:08.189 | 35.015 | 35.234 | 230.3 | 33:30.731 |
| 9 | 1 | 1:40.075 | 32.202 | 34.284 | 33.589 | 293.5 | 17:03.650 | 14 | 3 | 1:39.965 | 32.374 | 33.886 | 33.705 | 295.1 | 35:10.696 |
| 10 | 1 | 1:40.791 | 33.074 | 33.915 | 33.802 | 268.0 | 18:44.441 | 15 | 3 | 1:39.820 | 32.198 | 34.114 | 33.508 | 296.7 | 36:50.516 |
| 11 | 1 | 1:43.951 | 33.085 | 37.013 | 33.853 | 295.1 | 20:28.392 | 16 | 3 | 1:40.905 | 32.231 | 34.549 | 34.125 | 297.5 | 38:31.421 |
| 12 | 1 | 1:39.954 | 32.321 | 34.021 | 33.612 | 296.7 | 22:08.346 | 17 | 3 | 1:41.873 | 33.005 | 35.304 | 33.564 | 294.3 | 40:13.294 |
| 13 | 1 | 1:40.221 | 32.291 | 34.180 | 33.750 | 295.1 | 23:48.567 | 18 | 3 | 1:39.321 | 32.046 | 33.874 | 33.401 | 295.9 | 41:52.615 |
| 14 | 1 | 1:50.402 B | 32.764 | 35.132 | 42.506 | 270.0 | 25:38.969 | 19 | 3 | 1:41.203 | 32.171 | 34.372 | 34.660 | 296.7 | 43:33.818 |
| 15 | 3 | 3:44.951 | 2:33.489 | 36.262 | 35.200 | 226.9 | 29:23.920 | 20 | 3 | 1:39.225 | 32.176 | 33.787 | 33.262 | 295.9 | 45:13.043 |
| 16 | 3 | 1:45.098 | 33.106 | 36.361 | 35.631 | 286.5 | 31:09.018 | 21 | 3 | 1:39.122 | 32.067 | 33.649 | 33.406 | 297.5 | 46:52.165 |
| 17 | 3 | 1:43.448 | 32.924 | 35.660 | 34.864 | 288.8 | 32:52.466 | 22 | 3 | 1:47.545 B | 32.246 | 34.243 | 41.056 | 292.7 | 48:39.710 |
| 18 | 3 | 1:43.391 | 33.002 | 35.569 | 34.820 | 288.0 | 34:35.857 | 23 | 1 | 5:15.462 | 4:04.054 | 35.824 | 35.584 | 210.9 | 53:55.172 |
| 19 | 3 | 1:43.521 | 32.910 | 35.716 | 34.895 | 291.9 | 36:19.378 | 24 | 1 | 1:40.995 | 32.525 | 34.292 | 34.178 | 293.5 | 55:36.167 |
| 20 | 3 | 1:43.834 | 33.069 | 35.751 | 35.014 | 280.5 | 38:03.212 | 25 | 1 | 1:40.356 | 32.318 | 34.060 | 33.978 | 295.9 | 57:16.523 |
| 21 | 3 | 1:44.114 | 33.271 | 35.772 | 35.071 | 271.4 | 39:47.326 | 26 | 1 | 1:42.886 | 34.181 | 34.629 | 34.076 | 294.3 | 58:59.409 |
| 22 | 3 | 1:43.453 | 32.794 | 35.737 | 34.922 | 292.7 | 41:30.779 | 27 | 1 | 1:41.880 | 32.143 | 35.619 | 34.118 | 297.5 | 1:00:41.289 |
| 23 | 3 | 1:43.852 | 33.110 | 35.823 | 34.919 | 286.5 | 43:14.631 | 28 | 1 | 1:45.825 B | 32.287 | 33.903 | 39.635 | 295.9 | 1:02:27.114 |
| 24 | 3 | 1:43.016 | 32.952 | 35.260 | 34.804 | 291.1 | 44:57.647 | 29 | 1 | 5:15.501 | 4:07.412 | 34.212 | 33.877 | 230.3 | 1:07:42.615 |
| 25 | 3 | 1:44.199 | 32.721 | 36.687 | 34.791 | 291.9 | 46:41.846 | 30 | 1 | 1:43.803 | 33.643 | 34.177 | 35.983 | 295.1 | 1:09:26.418 |
| 26 | 3 | 1:51.069 B | 32.683 | 35.862 | 42.524 | 291.9 | 48:32.915 | 31 | 1 | 1:39.839 | 32.204 | 33.967 | 33.668 | 298.3 | 1:11:06.257 |
| 27 | 2 | 5:16.661 | 4:04.439 | 36.463 | 35.759 | 182.7 | 53:49.576 | 32 | 1 | 1:46.928 B | 32.269 | 35.064 | 39.595 | 296.7 | 1:12:53.185 |
| 28 | 2 | 1:43.053 | 32.954 | 35.269 | 34.830 | 288.8 | 55:32.629 | 33 | 1 | 7:28.862 | 6:17.059 | 34.436 | 37.367 | 228.8 | 1:20:22.047 |
| 29 | 2 | 1:42.865 | 32.732 | 35.187 | 34.946 | 293.5 | 57:15.494 | 34 | 1 | 1:39.974 | 32.294 | 33.887 | 33.793 | 295.1 | 1:22:02.021 |
| 30 | 2 | 1:47.532 | 35.108 | 37.021 | 35.403 | 292.7 | 59:03.026 | 35 | 1 | 1:40.256 | 32.321 | 33.922 | 34.013 | 295.9 | 1:23:42.277 |
| 31 | 2 | 1:42.755 | 32.766 | 34.939 | 35.050 | 291.9 | 1:00:45.781 | 36 | 1 | 1:40.570 | 32.338 | 34.126 | 34.106 | 297.5 | 1:25:22.847 |
| 32 | 2 | 1:42.819 | 32.881 | 35.052 | 34.886 | 291.9 | 1:02:28.600 | 37 | 1 | 1:40.694 | 32.271 | 34.194 | 34.229 | 296.7 | 1:27:03.541 |
| 33 | 2 | 1:42.026 | 32.788 | 34.728 | 34.510 | 291.9 | 1:04:10.626 | 38 | 1 | 1:40.780 | 32.606 | 34.275 | 33.899 | 297.5 | 1:28:44.321 |
| 34 | 2 | 1:42.216 | 32.617 | 34.899 | 34.700 | 293.5 | 1:05:52.842 | 39 | 1 | 1:40.650 | 32.343 | 34.414 | 33.893 | 295.1 | 1:30:24.971 |
| 35 | 2 | 1:42.094 | 32.681 | 34.767 | 34.646 | 292.7 | 1:07:34.936 | 55 Spirit of Race 1. Duncan CAMERON 3. David PEREL Ferrari 488 GTE Evo LMGT E 2. Alessandro PIER GUIDI | | | | | | | |
| 36 | 2 | 1:42.600 | 32.668 | 34.607 | 35.325 | 292.7 | 1:09:17.536 | 1 | 1 | 2:32.219 | 1:11.731 | 40.133 | 40.355 | 196.7 | 2:32.219 |
| 37 | 2 | 1:42.375 | 32.604 | 34.918 | 34.853 | 293.5 | 1:10:59.911 | 2 | 1 | 1:53.048 | 35.376 | 39.309 | 38.363 | 268.7 | 4:25.267 |
| 38 | 2 | 1:51.737 B | 33.195 | 35.819 | 42.723 | 291.1 | 1:12:51.648 | 3 | 1 | 1:50.414 | 34.976 | 37.520 | 37.918 | 270.0 | 6:15.681 |
| 39 | 2 | 8:24.596 | 7:12.018 | 36.639 | 35.939 | 223.6 | 1:21:16.244 | | | | | | | | |
| 40 | 2 | 1:44.087 | 33.292 | 35.573 | 35.222 | 288.8 | 1:23:00.331 | | | | | | | | |





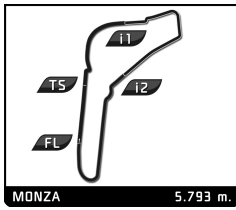
EUROPEAN LE MANS SERIES
4 Hours of Monza
Free Practice 2

Amended

Sector Analysis

| | | | | | | | | | | | | | Lap under Red Flag | | Invalidated Lap | | Personal Best | | Session Best | | B Crossing the pit lane | |
|-----|---|----------|----------|----------|----------|--------|-------------|---|---|-----------------|----------|----------|--------------------|--------|-----------------|-------|---------------|-----------|--------------|--|-------------------------|--|
| Lap | D | Time | Sector 1 | Sector 2 | Sector 3 | T. Spd | Elapsed | Lap | D | Time | Sector 1 | Sector 2 | Sector 3 | T. Spd | Elapsed | | | | | | | |
| 4 | 1 | 1:50.755 | 35.103 | 37.540 | 38.112 | 271.4 | 8:06.436 | 11 | 1 | 1:51.528 | 35.274 | 37.252 | 39.002 | 259.0 | 22:44.006 | | | | | | | |
| 5 | 1 | 1:49.574 | 34.870 | 37.182 | 37.522 | 272.0 | 9:56.010 | 12 | 1 | 1:49.785 | 34.889 | 37.131 | 37.765 | 271.4 | 24:33.791 | | | | | | | |
| 6 | 1 | 1:49.551 | 34.861 | 37.095 | 37.595 | 271.4 | 11:45.561 | 13 | 1 | 1:49.462 | 34.769 | 36.944 | 37.749 | 270.7 | 26:23.253 | | | | | | | |
| 7 | 1 | 1:49.791 | 34.941 | 37.198 | 37.652 | 271.4 | 13:35.352 | 14 | 1 | 1:50.800 | 34.875 | 37.203 | 38.722 | 270.0 | 28:14.053 | | | | | | | |
| 8 | 1 | 1:50.097 | 35.057 | 37.266 | 37.774 | 270.7 | 15:25.449 | 15 | 1 | 1:49.483 | 34.728 | 37.067 | 37.688 | 271.4 | 30:03.536 | | | | | | | |
| 9 | 1 | 1:57.008 | 35.217 | 37.610 | 44.181 | 272.0 | 17:22.457 | 16 | 1 | 1:49.309 | 34.659 | 37.142 | 37.508 | 271.4 | 31:52.845 | | | | | | | |
| 10 | 1 | 3:18.987 | 2:03.342 | 37.791 | 37.854 | 208.9 | 20:41.444 | 17 | 1 | 1:50.150 | 35.244 | 37.281 | 37.625 | 258.4 | 33:42.995 | | | | | | | |
| 11 | 1 | 1:50.325 | 34.986 | 37.307 | 38.032 | 271.4 | 22:31.769 | 18 | 1 | 1:50.064 | 34.900 | 37.286 | 37.878 | 271.4 | 35:33.059 | | | | | | | |
| 12 | 1 | 1:49.561 | 34.887 | 37.215 | 37.459 | 270.7 | 24:21.330 | 19 | 1 | 1:49.792 | 34.778 | 37.148 | 37.866 | 272.7 | 37:22.851 | | | | | | | |
| 13 | 1 | 1:49.830 | 34.827 | 37.452 | 37.551 | 272.0 | 26:11.160 | 20 | 1 | 1:49.408 | 34.651 | 37.069 | 37.688 | 271.4 | 39:12.259 | | | | | | | |
| 14 | 1 | 1:49.704 | 34.991 | 37.299 | 37.414 | 273.4 | 28:00.864 | 21 | 1 | 1:50.039 | 34.858 | 37.283 | 37.898 | 272.0 | 41:02.298 | | | | | | | |
| 15 | 1 | 1:49.656 | 34.901 | 37.297 | 37.458 | 272.0 | 29:50.520 | 22 | 1 | 1:49.845 | 34.798 | 37.179 | 37.868 | 272.0 | 42:52.143 | | | | | | | |
| 16 | 1 | 1:50.065 | 34.945 | 37.213 | 37.907 | 270.7 | 31:40.585 | 23 | 1 | 1:49.323 | 34.583 | 37.035 | 37.705 | 272.7 | 44:41.466 | | | | | | | |
| 17 | 1 | 1:54.021 | 35.050 | 37.603 | 41.368 | 274.1 | 33:34.606 | 24 | 1 | 1:49.441 | 34.572 | 37.186 | 37.683 | 272.0 | 46:30.907 | | | | | | | |
| 18 | 1 | 1:49.706 | 34.853 | 37.368 | 37.485 | 272.7 | 35:24.312 | 25 | 1 | 2:00.086 | 34.912 | 39.279 | 45.895 | 271.4 | 48:30.993 | | | | | | | |
| 19 | 1 | 1:49.595 | 34.835 | 37.249 | 37.511 | 272.7 | 37:13.907 | 26 | 3 | 11:01.302 | 9:45.251 | 38.209 | 37.842 | 170.9 | 59:32.295 | | | | | | | |
| 20 | 1 | 1:55.806 | 35.816 | 39.697 | 40.293 | 244.9 | 39:09.713 | 27 | 3 | 1:49.079 | 34.659 | 37.004 | 37.416 | 269.3 | 1:01:21.374 | | | | | | | |
| 21 | 1 | 1:50.886 | 34.865 | 37.954 | 38.067 | 274.1 | 41:00.599 | 28 | 3 | 1:48.714 | 34.576 | 36.878 | 37.260 | 272.0 | 1:03:10.088 | | | | | | | |
| 22 | 1 | 1:49.169 | 34.802 | 37.091 | 37.276 | 272.0 | 42:49.768 | 29 | 3 | 1:56.678 | 35.104 | 36.962 | 44.612 | 266.7 | 1:05:06.766 | | | | | | | |
| 23 | 1 | 1:56.821 | 35.000 | 37.606 | 44.215 | 266.0 | 44:46.589 | 30 | 3 | 3:23.210 | 2:06.607 | 37.566 | 39.037 | 211.4 | 1:08:29.976 | | | | | | | |
| 24 | 1 | 2:45.387 | 1:29.329 | 38.249 | 37.809 | 209.3 | 47:31.976 | 31 | 3 | 1:49.197 | 34.474 | 36.554 | 38.169 | 272.0 | 1:10:19.173 | | | | | | | |
| 25 | 1 | 2:40.994 | 35.138 | 37.681 | 1:28.175 | 264.1 | 50:12.970 | 32 | 3 | 1:54.605 | 39.865 | 37.447 | 37.293 | 273.4 | 1:12:13.778 | | | | | | | |
| 26 | 2 | 4:22.257 | 3:07.646 | 37.313 | 37.298 | 205.7 | 54:35.227 | 33 | 3 | 2:05.396 | 34.402 | 36.627 | 54.367 | 272.7 | 1:14:19.174 | | | | | | | |
| 27 | 2 | 1:48.822 | 34.760 | 36.688 | 37.374 | 271.4 | 56:24.049 | 34 | 3 | 4:22.713 | 3:08.080 | 36.692 | 37.941 | 210.5 | 1:18:41.887 | | | | | | | |
| 28 | 2 | 1:48.818 | 34.736 | 36.997 | 37.085 | 272.7 | 58:12.867 | 35 | 3 | 1:47.981 | 34.364 | 36.732 | 36.885 | 271.4 | 1:20:29.868 | | | | | | | |
| 29 | 2 | 1:47.877 | 34.519 | 36.459 | 36.899 | 270.7 | 1:00:00.744 | 36 | 3 | 1:47.871 | 34.281 | 36.529 | 37.061 | 272.7 | 1:22:17.739 | | | | | | | |
| 30 | 2 | 1:47.713 | 34.499 | 36.488 | 36.726 | 271.4 | 1:01:48.457 | 37 | 3 | 1:57.042 | 34.671 | 38.218 | 44.153 | 272.0 | 1:24:14.781 | | | | | | | |
| 31 | 2 | 1:54.850 | 34.888 | 36.690 | 43.272 | 267.3 | 1:03:43.307 | 38 | 2 | 2:57.632 | 1:41.972 | 37.799 | 37.861 | 189.1 | 1:27:12.413 | | | | | | | |
| 32 | 2 | 3:28.936 | 2:11.983 | 39.124 | 37.829 | 209.3 | 1:07:12.243 | 39 | 2 | 1:49.814 | 35.130 | 37.246 | 37.438 | 264.1 | 1:29:02.227 | | | | | | | |
| 33 | 2 | 1:47.602 | 34.475 | 36.379 | 36.748 | 271.4 | 1:08:59.845 | 40 | 2 | 1:54.638 | 36.378 | 37.288 | 40.972 | 272.7 | 1:30:56.865 | | | | | | | |
| 34 | 2 | 1:53.924 | 34.436 | 36.341 | 43.147 | 272.0 | 1:10:53.769 | 65 Panis Racing Oreca 07 - Gibson LMP2 | | | | | | | | | | | | | | |
| 35 | 2 | 3:53.252 | 2:38.548 | 37.205 | 37.499 | 209.7 | 1:14:47.021 | 1.Julien CANAL | | 3.James ALLEN | | | | | | | | | | | | |
| 36 | 2 | 1:47.067 | 34.350 | 36.181 | 36.536 | 272.7 | 1:16:34.088 | 2.William STEVENS | | | | | | | | | | | | | | |
| 37 | 2 | 1:50.971 | 34.312 | 39.895 | 36.764 | 273.4 | 1:18:25.059 | 1 | 2 | 2:21.716 | 1:04.990 | 39.722 | 37.004 | 165.6 | 2:21.716 | | | | | | | |
| 38 | 2 | 1:53.216 | 34.392 | 36.154 | 42.670 | 272.0 | 1:20:18.275 | 2 | 2 | 1:44.510 | 33.982 | 35.672 | 34.856 | 219.5 | 4:06.226 | | | | | | | |
| 39 | 1 | 3:15.999 | 1:59.780 | 38.053 | 38.166 | 210.1 | 1:23:34.274 | 3 | 2 | 1:42.384 | 32.673 | 34.710 | 35.001 | 284.2 | 5:48.610 | | | | | | | |
| 40 | 1 | 1:50.562 | 35.194 | 37.372 | 37.996 | 270.7 | 1:25:24.836 | 4 | 2 | 1:42.661 | 32.601 | 35.359 | 34.701 | 297.5 | 7:31.271 | | | | | | | |
| 41 | 1 | 1:50.538 | 35.579 | 37.385 | 37.574 | 260.2 | 1:27:15.374 | 5 | 2 | 1:41.119 | 32.296 | 34.459 | 34.364 | 295.9 | 9:12.390 | | | | | | | |
| 42 | 1 | 1:49.006 | 34.702 | 37.180 | 37.124 | 273.4 | 1:29:04.380 | 6 | 2 | 1:41.478 | 32.336 | 34.059 | 35.083 | 295.9 | 10:53.868 | | | | | | | |
| 43 | 1 | 1:49.408 | 34.723 | 37.255 | 37.430 | 274.8 | 1:30:53.788 | 7 | 2 | 1:40.203 | 32.284 | 34.065 | 33.854 | 294.3 | 12:34.071 | | | | | | | |
| | | | | | | | | 60 Iron Lynx Ferrari 488 GTE Evo LMGT E | | | | | | | | | | | | | | |
| | | | | | | | | 1.Claudio SCHIAVONI | | 3.Paolo RUBERTI | | | | | | | | | | | | |
| | | | | | | | | 2.Giorgio SERNAGIOTTO | | | | | | | | | | | | | | |
| 1 | 1 | 2:41.213 | 1:22.264 | 39.483 | 39.466 | 203.4 | 2:41.213 | 8 | 2 | 1:39.905 | 32.231 | 33.934 | 33.740 | 295.1 | 14:13.976 | | | | | | | |
| 2 | 1 | 1:52.961 | 35.821 | 38.334 | 38.806 | 259.0 | 4:34.174 | 9 | 2 | 1:48.398 | 32.155 | 35.251 | 40.992 | 295.9 | 16:02.374 | | | | | | | |
| 3 | 1 | 1:53.074 | 35.576 | 38.973 | 38.525 | 259.0 | 6:27.248 | 10 | 3 | 4:13.367 | 3:02.646 | 35.983 | 34.738 | 229.8 | 20:15.741 | | | | | | | |
| 4 | 1 | 1:51.886 | 35.257 | 38.035 | 38.594 | 270.0 | 8:19.134 | 11 | 3 | 1:42.540 | 33.060 | 35.298 | 34.182 | 279.8 | 21:58.281 | | | | | | | |
| 5 | 1 | 1:51.155 | 35.101 | 37.768 | 38.286 | 270.0 | 10:10.289 | 12 | 3 | 1:40.583 | 32.430 | 34.240 | 33.913 | 295.1 | 23:38.864 | | | | | | | |
| 6 | 1 | 1:52.959 | 35.523 | 38.514 | 38.922 | 255.3 | 12:03.248 | 13 | 3 | 1:40.237 | 32.390 | 34.068 | 33.779 | 294.3 | 25:19.101 | | | | | | | |
| 7 | 1 | 2:01.780 | 36.154 | 38.598 | 47.028 | 252.3 | 14:05.028 | 14 | 3 | 1:40.108 | 32.397 | 34.119 | 33.592 | 296.7 | 26:59.209 | | | | | | | |
| 8 | 1 | 3:07.055 | 1:50.659 | 38.000 | 38.396 | 210.1 | 17:12.083 | 15 | 3 | 1:40.382 | 32.471 | 34.039 | 33.872 | 294.3 | 28:39.591 | | | | | | | |
| 9 | 1 | 1:50.008 | 34.985 | 37.230 | 37.793 | 270.0 | 19:02.091 | 16 | 3 | 1:48.661 | 32.513 | 34.468 | 41.680 | 294.3 | 30:28.252 | | | | | | | |
| 10 | 1 | 1:50.387 | 34.990 | 37.355 | 38.042 | 270.0 | 20:52.478 | 17 | 3 | 6:15.539 | 5:05.691 | 34.242 | 35.606 | 229.3 | 36:43.791 | | | | | | | |
| | | | | | | | | 18 3 1:39.736 | | 32.066 | | 34.354 | | 33.316 | | 295.1 | | 38:23.527 | | | | |
| | | | | | | | | 19 3 1:39.519 | | 32.207 | | 33.510 | | 33.802 | | 295.9 | | 40:03.046 | | | | |
| | | | | | | | | 20 3 1:39.640 | | 31.958 | | 33.787 | | 33.895 | | 296.7 | | 41:42.686 | | | | |





EUROPEAN LE MANS SERIES

4 Hours of Monza

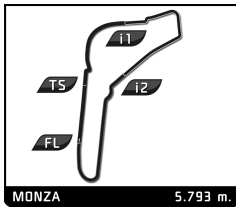
Free Practice 2

Sector Analysis

Amended

| | | | | | | | | | | | Lap under Red Flag | Invalidated Lap | Personal Best | Session Best | B Crossing the pit lane | | | | | | | | | | | |
|-----------|---|-----------------------|----------|------------------|----------|---------------------|-------------|-----|---|-----------|--------------------|-----------------|---------------|--------------|-------------------------|---------------------------|--|--|----------------------------|--|--|--|--|--|--|--|
| Lap | D | Time | Sector 1 | Sector 2 | Sector 3 | T. Spd | Elapsed | Lap | D | Time | Sector 1 | Sector 2 | Sector 3 | T. Spd | Elapsed | | | | | | | | | | | |
| 21 | 3 | 1:38.824 | 32.104 | 33.436 | 33.284 | 295.1 | 43:21.510 | 27 | 3 | 1:51.133 | 35.209 | 37.608 | 38.316 | 270.7 | 1:01:56.433 | | | | | | | | | | | |
| 22 | 3 | 1:45.398B | 32.016 | 33.702 | 39.680 | 296.7 | 45:06.908 | 28 | 3 | 1:50.146 | 35.172 | 37.462 | 37.512 | 272.0 | 1:03:46.579 | | | | | | | | | | | |
| 23 | 2 | 8:37.767 | 7:28.167 | 34.674 | 34.926 | 190.1 | 53:44.675 | 29 | 3 | 1:49.608 | 34.807 | 36.912 | 37.889 | 271.4 | 1:05:36.187 | | | | | | | | | | | |
| 24 | 2 | 1:41.332 | 32.407 | 34.726 | 34.199 | 295.1 | 55:26.007 | 30 | 3 | 1:50.050 | 35.010 | 37.269 | 37.771 | 272.0 | 1:07:26.237 | | | | | | | | | | | |
| 25 | 2 | 1:40.733 | 32.069 | 34.613 | 34.051 | 297.5 | 57:06.740 | 31 | 3 | 1:58.667B | 35.717 | 37.800 | 45.150 | 268.7 | 1:09:24.904 | | | | | | | | | | | |
| 26 | 2 | 1:42.348 | 32.110 | 34.581 | 35.657 | 299.2 | 58:49.088 | 32 | 1 | 3:24.679 | 2:09.109 | 37.826 | 37.744 | 170.1 | 1:12:49.583 | | | | | | | | | | | |
| 27 | 2 | 1:43.528 | 32.053 | 34.061 | 37.414 | 296.7 | 1:00:32.616 | 33 | 1 | 1:49.309 | 34.756 | 36.891 | 37.662 | 272.0 | 1:14:38.892 | | | | | | | | | | | |
| 28 | 2 | 1:41.219 | 32.154 | 33.567 | 35.498 | 296.7 | 1:02:13.835 | 34 | 1 | 1:49.170 | 34.929 | 36.781 | 37.460 | 271.4 | 1:16:28.062 | | | | | | | | | | | |
| 29 | 2 | 1:39.633 | 31.921 | 33.615 | 34.097 | 296.7 | 1:03:53.468 | 35 | 1 | 1:49.017 | 34.588 | 37.196 | 37.233 | 273.4 | 1:18:17.079 | | | | | | | | | | | |
| 30 | 2 | 1:46.513B | 32.158 | 34.092 | 40.263 | 295.9 | 1:05:39.981 | 36 | 1 | 1:54.657B | 34.494 | 36.905 | 43.258 | 272.0 | 1:20:11.736 | | | | | | | | | | | |
| 31 | 1 | 3:23.642 | 2:14.528 | 34.614 | 34.500 | 226.4 | 1:09:03.623 | 37 | 1 | 2:40.947 | 1:25.171 | 38.110 | 37.666 | 210.1 | 1:22:52.683 | | | | | | | | | | | |
| 32 | 1 | 1:41.172 | 32.605 | 34.410 | 34.157 | 278.4 | 1:10:44.795 | 38 | 1 | 1:49.834 | 34.502 | 38.127 | 37.205 | 272.7 | 1:24:42.517 | | | | | | | | | | | |
| 33 | 1 | 1:40.772 | 32.494 | 34.346 | 33.932 | 295.1 | 1:12:25.567 | 39 | 1 | 1:48.709 | 34.559 | 36.675 | 37.475 | 272.7 | 1:26:31.226 | | | | | | | | | | | |
| 34 | 1 | 1:41.423 | 32.595 | 34.268 | 34.560 | 295.1 | 1:14:06.990 | 40 | 1 | 1:47.934 | 34.531 | 36.457 | 36.946 | 273.4 | 1:28:19.160 | | | | | | | | | | | |
| 35 | 1 | 1:40.723 | 32.426 | 34.049 | 34.248 | 295.1 | 1:15:47.713 | 41 | 1 | 2:00.620B | 34.890 | 37.179 | 48.551 | 266.7 | 1:30:19.780 | | | | | | | | | | | |
| 36 | 1 | 1:44.233 | 33.759 | 36.171 | 34.303 | 281.2 | 1:17:31.946 | | | | | | | | | 70 Realteam Racing | | | Oreca 07 - Gibson LMP2 P/A | | | | | | | |
| 37 | 1 | 1:42.091 | 32.314 | 34.492 | 35.285 | 296.7 | 1:19:14.037 | | | | | | | | | 1. Esteban GARCIA | | | | | | | | | | |
| 38 | 1 | 1:42.170 | 32.573 | 35.253 | 34.344 | 296.7 | 1:20:56.207 | | | | | | | | | 2. Loic DUVAL | | | | | | | | | | |
| 39 | 1 | 1:40.606 | 32.451 | 34.191 | 33.964 | 295.9 | 1:22:36.813 | 1 | 2 | 3:40.164 | 2:25.684 | 38.096 | 36.384 | 187.8 | 3:40.164 | | | | | | | | | | | |
| 40 | 1 | 1:41.060 | 32.290 | 34.655 | 34.115 | 296.7 | 1:24:17.873 | 2 | 2 | 1:44.091 | 33.264 | 35.893 | 34.934 | 279.8 | 5:24.255 | | | | | | | | | | | |
| 41 | 1 | 1:41.645 | 32.814 | 34.487 | 34.344 | 286.5 | 1:25:59.518 | 3 | 2 | 1:41.312 | 32.742 | 34.343 | 34.227 | 291.9 | 7:05.567 | | | | | | | | | | | |
| 42 | 1 | 1:40.539 | 32.381 | 34.160 | 33.998 | 296.7 | 1:27:40.057 | 4 | 2 | 1:48.648B | 32.771 | 34.537 | 41.340 | 295.1 | 8:54.215 | | | | | | | | | | | |
| 43 | 1 | 1:40.768 | 32.538 | 34.240 | 33.990 | 296.7 | 1:29:20.825 | 5 | 2 | 7:22.935 | 6:09.389 | 37.833 | 35.713 | 221.8 | 16:17.150 | | | | | | | | | | | |
| 44 | 1 | 2:00.956B | 32.180 | 34.425 | 54.351 | 296.7 | 1:31:21.781 | 6 | 2 | 1:45.301 | 33.748 | 34.033 | 37.520 | 295.9 | 18:02.451 | | | | | | | | | | | |
| 66 | | JMW Motorsport | | 3. Rodrigo SALES | | Ferrari 488 GTE Evo | | | | | | | | | | 19:42.702 | | | | | | | | | | |
| | | 1. Jody FANNIN | | | | LMGTE | | | | | | | | | | 8 2 1:44.988 | | | | | | | | | | |
| | | 2. Andrea FONTANA | | | | | | | | | | | | | | 9 2 1:39.352 | | | | | | | | | | |
| 1 | 2 | 3:26.584 | 2:01.518 | 43.779 | 41.287 | 137.1 | 3:26.584 | 10 | 2 | 1:47.355B | 32.799 | 34.341 | 40.215 | 252.9 | 24:54.397 | | | | | | | | | | | |
| 2 | 2 | 1:58.209 | 38.306 | 40.911 | 38.992 | 186.2 | 5:24.793 | 11 | 1 | 5:56.524 | 4:43.830 | 36.899 | 35.795 | 220.9 | 30:50.921 | | | | | | | | | | | |
| 3 | 2 | 1:51.625 | 35.611 | 38.229 | 37.785 | 245.5 | 7:16.418 | 12 | 1 | 1:47.871 | 33.726 | 36.749 | 37.396 | 281.2 | 32:38.792 | | | | | | | | | | | |
| 4 | 2 | 1:50.138 | 35.130 | 37.629 | 37.379 | 272.0 | 9:06.556 | 13 | 1 | 1:46.372 | 34.441 | 36.068 | 35.863 | 266.0 | 34:25.164 | | | | | | | | | | | |
| 5 | 2 | 1:49.082 | 34.872 | 36.913 | 37.297 | 272.0 | 10:55.638 | 14 | 1 | 1:44.843 | 33.406 | 35.911 | 35.526 | 291.1 | 36:10.007 | | | | | | | | | | | |
| 6 | 2 | 1:48.830 | 34.897 | 36.902 | 37.031 | 271.4 | 12:44.468 | 15 | 1 | 1:45.781 | 33.179 | 36.266 | 36.336 | 292.7 | 37:55.788 | | | | | | | | | | | |
| 7 | 2 | 1:54.554B | 34.759 | 36.865 | 42.930 | 271.4 | 14:39.022 | 16 | 1 | 1:44.079 | 33.481 | 35.468 | 35.130 | 292.7 | 39:39.867 | | | | | | | | | | | |
| 8 | 2 | 3:59.660 | 2:44.924 | 37.378 | 37.358 | 204.2 | 18:38.682 | 17 | 1 | 1:43.456 | 32.990 | 35.191 | 35.275 | 292.7 | 41:23.323 | | | | | | | | | | | |
| 9 | 2 | 1:49.020 | 34.753 | 36.892 | 37.375 | 270.7 | 20:27.702 | 18 | 1 | 1:43.542 | 33.143 | 35.406 | 34.993 | 292.7 | 43:06.865 | | | | | | | | | | | |
| 10 | 2 | 1:54.349 | 39.565 | 37.522 | 37.262 | 272.0 | 22:22.051 | 19 | 1 | 1:43.306 | 32.959 | 35.297 | 35.050 | 294.3 | 44:50.171 | | | | | | | | | | | |
| 11 | 2 | 1:48.730 | 34.750 | 36.829 | 37.151 | 271.4 | 24:10.781 | 20 | 1 | 1:44.048 | 33.039 | 35.744 | 35.265 | 293.5 | 46:34.219 | | | | | | | | | | | |
| 12 | 2 | 1:56.318B | 35.902 | 37.174 | 43.242 | 270.7 | 26:07.099 | 21 | 1 | 1:48.581 | 32.883 | 38.239 | 37.459 | 294.3 | 48:22.800 | | | | | | | | | | | |
| 13 | 2 | 4:01.972 | 2:46.625 | 37.502 | 37.845 | 208.5 | 30:09.071 | 22 | 1 | 3:44.079 | 54.685 | 1:20.983 | 1:28.411 | 256.5 | 52:06.879 | | | | | | | | | | | |
| 14 | 2 | 1:56.442B | 34.866 | 37.382 | 44.194 | 271.4 | 32:05.513 | 23 | 1 | 1:49.738 | 36.076 | 36.627 | 37.035 | 222.2 | 53:56.617 | | | | | | | | | | | |
| 15 | 2 | 3:49.673 | 2:31.536 | 40.421 | 37.716 | 172.0 | 35:55.186 | 24 | 1 | 1:45.415 | 33.498 | 36.498 | 35.419 | 266.0 | 55:42.032 | | | | | | | | | | | |
| 16 | 2 | 1:48.178 | 34.471 | 36.796 | 36.911 | 272.0 | 37:43.364 | 25 | 1 | 1:43.419 | 32.963 | 35.249 | 35.207 | 292.7 | 57:25.451 | | | | | | | | | | | |
| 17 | 2 | 1:48.063 | 34.611 | 36.534 | 36.918 | 272.7 | 39:31.427 | 26 | 1 | 1:43.612 | 33.176 | 35.134 | 35.302 | 293.5 | 59:09.063 | | | | | | | | | | | |
| 18 | 2 | 1:54.090B | 34.551 | 36.417 | 43.122 | 272.7 | 41:25.517 | 27 | 1 | 1:43.307 | 33.333 | 34.908 | 35.066 | 292.7 | 1:00:52.370 | | | | | | | | | | | |
| 19 | 3 | 3:47.188 | 2:31.327 | 37.878 | 37.983 | 186.2 | 45:12.705 | 28 | 1 | 1:42.928 | 33.157 | 34.959 | 34.812 | 293.5 | 1:02:35.298 | | | | | | | | | | | |
| 20 | 3 | 1:50.250 | 34.963 | 37.431 | 37.856 | 271.4 | 47:02.955 | 29 | 1 | 1:42.285 | 32.825 | 34.767 | 34.693 | 293.5 | 1:04:17.583 | | | | | | | | | | | |
| 21 | 3 | 2:04.965 | 35.484 | 37.663 | 51.818 | 252.3 | 49:07.920 | 30 | 1 | 1:44.079 | 32.972 | 36.506 | 34.601 | 294.3 | 1:06:01.662 | | | | | | | | | | | |
| 22 | 3 | 3:32.514 | 1:26.623 | 1:21.608 | 44.283 | 79.8 | 52:40.434 | 31 | 1 | 1:43.906 | 34.027 | 35.113 | 34.766 | 293.5 | 1:07:45.568 | | | | | | | | | | | |
| 23 | 3 | 1:52.701 | 35.434 | 38.249 | 39.018 | 264.7 | 54:33.135 | 32 | 1 | 1:42.633 | 33.076 | 34.968 | 34.589 | 292.7 | 1:09:28.201 | | | | | | | | | | | |
| 24 | 3 | 1:50.566 | 35.092 | 37.490 | 37.984 | 270.7 | 56:23.701 | 33 | 1 | 1:41.946 | 32.702 | 34.784 | 34.460 | 295.9 | 1:11:10.147 | | | | | | | | | | | |
| 25 | 3 | 1:49.613 | 34.810 | 37.067 | 37.736 | 272.0 | 58:13.314 | 34 | 1 | 1:42.855 | 33.034 | 35.196 | 34.625 | 295.1 | 1:12:53.002 | | | | | | | | | | | |
| 26 | 3 | 1:51.986 | 34.739 | 39.246 | 38.001 | 273.4 | 1:00:05.300 | 35 | 1 | 1:50.641B | 32.929 | 35.052 | 42.660 | 293.5 | 1:14:43.643 | | | | | | | | | | | |





EUROPEAN LE MANS SERIES
4 Hours of Monza
Free Practice 2

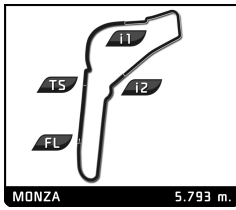
Amended

Sector Analysis

Lap under Red Flag Invalidated Lap Personal Best Session Best Crossing the pit lane

| Lap | D | Time | Sector 1 | Sector 2 | Sector 3 | T. Spd | Elapsed | Lap | D | Time | Sector 1 | Sector 2 | Sector 3 | T. Spd | Elapsed |
|--|---|-----------|----------|----------|----------|--------|-------------|---|---|-----------|----------|----------|----------|--------|-------------|
| 77 Proton Competition Porsche 911 RSR - 19 1.Christian RIED 3.Gianmaria BRUNI LMGTE 2.Cooper MACNEIL | | | | | | | | 80 Iron Lynx Ferrari 488 GTE Evo 1.Matteo CRESSONI 3.Miguel MOLINA LMGTE 2.Rino MASTRONARDI | | | | | | | |
| 36 | 1 | 2:50.349 | 1:37.220 | 37.484 | 35.645 | 223.6 | 1:17:33.992 | 1 | 3 | 3:08.429 | 1:50.883 | 38.967 | 38.579 | 160.0 | 3:08.429 |
| 37 | 1 | 1:44.098 | 33.231 | 35.800 | 35.067 | 288.8 | 1:19:18.090 | 2 | 3 | 1:49.333 | 34.862 | 37.206 | 37.265 | 270.7 | 4:57.762 |
| 38 | 1 | 1:45.341 | 34.245 | 36.125 | 34.971 | 292.7 | 1:21:03.431 | 3 | 3 | 1:51.547 | 34.745 | 38.386 | 38.416 | 270.0 | 6:49.309 |
| 39 | 1 | 1:45.450 | 33.955 | 36.491 | 35.004 | 288.0 | 1:22:48.881 | 4 | 3 | 1:48.631 | 34.594 | 36.977 | 37.060 | 273.4 | 8:37.940 |
| 40 | 1 | 1:43.475 | 33.000 | 35.020 | 35.455 | 291.9 | 1:24:32.356 | 5 | 3 | 1:59.583B | 37.232 | 37.636 | 44.715 | 272.0 | 10:37.523 |
| 41 | 1 | 1:42.818 | 32.953 | 35.138 | 34.727 | 292.7 | 1:26:15.174 | 6 | 3 | 3:25.495 | 2:10.108 | 37.746 | 37.641 | 207.3 | 14:03.018 |
| 42 | 1 | 1:43.265 | 33.129 | 35.211 | 34.925 | 290.3 | 1:27:58.439 | 7 | 3 | 1:47.695 | 34.698 | 36.339 | 36.658 | 271.4 | 15:50.713 |
| 43 | 1 | 1:42.764 | 32.941 | 34.703 | 35.120 | 292.7 | 1:29:41.203 | 8 | 3 | 1:48.009 | 34.586 | 36.614 | 36.809 | 272.7 | 17:38.722 |
| 44 | 1 | 1:43.514 | 32.938 | 35.096 | 35.480 | 293.5 | 1:31:24.717 | 9 | 3 | 1:47.562 | 34.527 | 36.329 | 36.706 | 272.0 | 19:26.284 |
| 1 | 2 | 4:56.435 | 3:35.263 | 40.881 | 40.291 | 185.9 | 4:56.435 | 10 | 3 | 1:47.441 | 34.373 | 36.482 | 36.586 | 272.7 | 21:13.725 |
| 2 | 2 | 1:52.624 | 35.849 | 38.402 | 38.373 | 255.3 | 6:49.059 | 11 | 3 | 1:56.815B | 34.452 | 38.288 | 44.075 | 272.0 | 23:10.540 |
| 3 | 2 | 1:52.031 | 35.653 | 38.478 | 37.900 | 270.0 | 8:41.090 | 12 | 3 | 5:29.292 | 4:11.069 | 37.475 | 40.748 | 184.3 | 28:39.832 |
| 4 | 2 | 2:01.208B | 35.498 | 39.881 | 45.829 | 247.7 | 10:42.298 | 13 | 3 | 1:46.971 | 34.264 | 36.327 | 36.380 | 274.1 | 30:26.803 |
| 5 | 2 | 3:27.545 | 2:08.748 | 40.315 | 38.482 | 210.5 | 14:09.843 | 14 | 3 | 1:54.544B | 34.421 | 36.320 | 43.803 | 272.0 | 32:21.347 |
| 6 | 2 | 1:50.784 | 34.997 | 37.877 | 37.910 | 270.0 | 16:00.627 | 15 | 2 | 4:28.883 | 3:06.138 | 40.119 | 42.626 | 181.5 | 36:50.230 |
| 7 | 2 | 1:49.473 | 34.962 | 37.048 | 37.463 | 269.3 | 17:50.100 | 16 | 2 | 1:49.892 | 34.867 | 37.335 | 37.690 | 271.4 | 38:40.122 |
| 8 | 2 | 1:49.598 | 34.895 | 37.148 | 37.555 | 269.3 | 19:39.698 | 17 | 2 | 1:49.534 | 34.917 | 37.175 | 37.442 | 268.0 | 40:29.656 |
| 9 | 2 | 1:50.326 | 34.895 | 37.320 | 38.111 | 268.0 | 21:30.024 | 18 | 2 | 1:49.327 | 34.956 | 36.814 | 37.557 | 271.4 | 42:18.983 |
| 10 | 2 | 2:01.615B | 38.572 | 37.843 | 45.200 | 270.7 | 23:31.639 | 19 | 2 | 1:49.052 | 34.753 | 36.911 | 37.388 | 270.7 | 44:08.035 |
| 11 | 2 | 3:21.361B | 1:42.418 | 47.066 | 51.877 | 202.2 | 26:53.000 | 20 | 2 | 1:49.358 | 34.900 | 36.855 | 37.603 | 270.7 | 45:57.393 |
| 12 | 2 | 3:50.180 | 2:34.576 | 37.882 | 37.722 | 187.8 | 30:43.180 | 21 | 2 | 1:49.356 | 34.890 | 36.938 | 37.528 | 271.4 | 47:46.749 |
| 13 | 2 | 1:49.853 | 35.248 | 37.057 | 37.548 | 269.3 | 32:33.033 | 22 | 2 | 3:07.158B | 34.735 | 58.037 | 1:34.386 | 272.0 | 50:53.907 |
| 14 | 2 | 1:49.126 | 34.851 | 36.967 | 37.308 | 270.0 | 34:22.159 | 23 | 2 | 2:38.412 | 1:21.072 | 38.004 | 39.336 | 79.9 | 53:32.319 |
| 15 | 2 | 1:49.161 | 34.806 | 36.899 | 37.456 | 269.3 | 36:11.320 | 24 | 2 | 1:49.400 | 34.726 | 37.017 | 37.657 | 270.0 | 55:21.719 |
| 16 | 2 | 1:55.069 | 39.574 | 37.639 | 37.856 | 272.0 | 38:06.389 | 25 | 2 | 1:56.816 | 34.565 | 41.129 | 41.122 | 272.0 | 57:18.535 |
| 17 | 2 | 1:49.741 | 34.994 | 37.258 | 37.489 | 270.0 | 39:56.130 | 26 | 2 | 1:50.833 | 34.646 | 38.366 | 37.821 | 272.0 | 59:09.368 |
| 18 | 2 | 1:49.065 | 34.837 | 36.946 | 37.282 | 270.0 | 41:45.195 | 27 | 2 | 1:49.601 | 34.651 | 37.387 | 37.563 | 272.7 | 1:00:58.969 |
| 19 | 2 | 1:57.876B | 35.694 | 37.387 | 44.795 | 264.1 | 43:43.071 | 28 | 2 | 1:55.609B | 34.685 | 36.907 | 44.017 | 271.4 | 1:02:54.578 |
| 20 | 1 | 3:07.348 | 1:50.679 | 38.512 | 38.157 | 208.5 | 46:50.419 | 29 | 1 | 9:57.927 | 8:41.514 | 38.413 | 38.000 | 175.9 | 1:12:52.505 |
| 21 | 1 | 1:51.013 | 35.034 | 38.108 | 37.871 | 269.3 | 48:41.432 | 30 | 1 | 1:49.754 | 35.069 | 37.295 | 37.390 | 262.8 | 1:14:42.259 |
| 22 | 1 | 3:44.028 | 1:17.325 | 1:21.338 | 1:05.365 | 80.1 | 52:25.460 | 31 | 1 | 1:49.898 | 35.030 | 37.617 | 37.251 | 270.7 | 1:16:32.157 |
| 23 | 1 | 1:50.651 | 35.254 | 37.520 | 37.877 | 265.4 | 54:16.111 | 32 | 1 | 1:56.138B | 34.622 | 38.215 | 43.301 | 273.4 | 1:18:28.295 |
| 24 | 1 | 1:50.605 | 35.123 | 37.765 | 37.717 | 269.3 | 56:06.716 | 33 | 1 | 3:11.450 | 1:56.769 | 37.411 | 37.270 | 197.8 | 1:21:39.745 |
| 25 | 1 | 1:50.960 | 34.857 | 38.318 | 37.785 | 269.3 | 57:57.676 | 34 | 1 | 1:48.895 | 34.868 | 36.868 | 37.159 | 271.4 | 1:23:28.640 |
| 26 | 1 | 1:51.003 | 35.347 | 37.859 | 37.797 | 269.3 | 59:48.679 | 35 | 1 | 1:48.502 | 34.601 | 36.751 | 37.150 | 272.7 | 1:25:17.142 |
| 27 | 1 | 1:58.270B | 35.053 | 38.563 | 44.654 | 269.3 | 1:01:46.949 | 36 | 1 | 1:48.578 | 34.573 | 36.862 | 37.143 | 273.4 | 1:27:05.720 |
| 28 | 3 | 3:18.009 | 2:00.035 | 40.177 | 37.797 | 202.2 | 1:05:04.958 | 37 | 1 | 1:49.593 | 35.242 | 37.184 | 37.167 | 273.4 | 1:28:55.313 |
| 29 | 3 | 1:49.995 | 35.028 | 37.631 | 37.336 | 267.3 | 1:06:54.953 | 38 | 1 | 1:56.566B | 34.561 | 37.612 | 44.393 | 273.4 | 1:30:51.879 |
| 30 | 3 | 1:48.595 | 34.751 | 36.759 | 37.085 | 270.0 | 1:08:43.548 | 82 JOTA Oreca 07 - Gibson 1.Jazeman JAAFAR LMP2 2.Sean GELAE | | | | | | | |
| 31 | 3 | 1:48.121 | 34.575 | 36.609 | 36.937 | 271.4 | 1:10:31.669 | 1 | 1 | 3:39.245 | 2:25.336 | 37.903 | 36.006 | 164.6 | 3:39.245 |
| 32 | 3 | 1:48.640 | 34.606 | 36.689 | 37.345 | 270.7 | 1:12:20.309 | 2 | 1 | 1:40.674 | 33.085 | 33.878 | 33.711 | 294.3 | 5:19.919 |
| 33 | 3 | 1:48.748 | 34.526 | 37.030 | 37.192 | 270.0 | 1:14:09.057 | 3 | 1 | 1:39.020 | 32.061 | 33.495 | 33.464 | 296.7 | 6:58.939 |
| 34 | 3 | 1:48.443 | 34.622 | 36.656 | 37.165 | 270.0 | 1:15:57.500 | 4 | 1 | 1:48.175 | 32.507 | 39.462 | 36.206 | 301.7 | 8:47.114 |
| 35 | 3 | 1:57.203B | 35.064 | 37.033 | 45.106 | 268.0 | 1:17:54.703 | 5 | 1 | 1:48.448B | 31.824 | 34.420 | 42.204 | 300.0 | 10:35.562 |
| 36 | 3 | 2:49.828 | 1:26.737 | 43.689 | 39.402 | 179.4 | 1:20:44.531 | 6 | 2 | 3:33.876 | 2:22.594 | 36.106 | 35.176 | 214.7 | 14:09.438 |
| 37 | 3 | 1:48.958 | 34.265 | 37.044 | 37.649 | 270.7 | 1:22:33.489 | 7 | 2 | 1:42.022 | 32.778 | 34.680 | 34.564 | 285.7 | 15:51.460 |
| 38 | 3 | 1:52.983 | 34.499 | 37.779 | 40.705 | 269.3 | 1:24:26.472 | 8 | 2 | 1:42.523 | 32.581 | 34.747 | 35.195 | 291.1 | 17:33.983 |
| 39 | 3 | 1:47.414 | 34.357 | 36.297 | 36.760 | 271.4 | 1:26:13.886 | 9 | 2 | 1:43.770 | 33.151 | 35.247 | 35.372 | 290.3 | 19:17.753 |
| 40 | 3 | 1:58.319B | 34.455 | 37.569 | 46.295 | 270.0 | 1:28:12.205 | | | | | | | | |





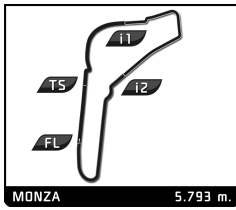
EUROPEAN LE MANS SERIES
4 Hours of Monza
Free Practice 2

Amended

Sector Analysis

| | | | | | | | | | | | | | Lap under Red Flag | Invalidated Lap | Personal Best | Session Best | Crossing the pit lane | | | | | | |
|--|---|-------------------|----------|----------|----------|--------|-------------|--|---|-------------------|---------------|---------------|--------------------|-----------------|---------------|--------------|-----------------------|--|--|--|--|--|--|
| Lap | D | Time | Sector 1 | Sector 2 | Sector 3 | T. Spd | Elapsed | Lap | D | Time | Sector 1 | Sector 2 | Sector 3 | T. Spd | Elapsed | | | | | | | | |
| 10 | 2 | 1:42.396 | 32.559 | 35.483 | 34.354 | 291.9 | 21:00.149 | 16 | 3 | 2:56.925 | 1:38.800 | 38.721 | 39.404 | 185.6 | 31:22.681 | | | | | | | | |
| 11 | 2 | 1:42.328 | 32.766 | 34.508 | 35.054 | 288.0 | 22:42.477 | 17 | 3 | 1:51.345 | 34.923 | 38.011 | 38.411 | 269.3 | 33:14.026 | | | | | | | | |
| 12 | 2 | 1:44.054 | 32.696 | 35.441 | 35.917 | 285.7 | 24:26.531 | 18 | 3 | 1:51.039 | 35.123 | 37.800 | 38.116 | 268.7 | 35:05.065 | | | | | | | | |
| 13 | 2 | 1:44.511 | 32.789 | 35.460 | 36.262 | 279.8 | 26:11.042 | 19 | 3 | 1:51.077 | 35.107 | 37.543 | 38.427 | 271.4 | 36:56.142 | | | | | | | | |
| 14 | 2 | 1:41.526 | 32.618 | 34.531 | 34.377 | 291.1 | 27:52.568 | 20 | 3 | 1:50.335 | 34.974 | 37.420 | 37.941 | 271.4 | 38:46.477 | | | | | | | | |
| 15 | 2 | 1:42.130 | 33.080 | 34.572 | 34.478 | 277.6 | 29:34.698 | 21 | 3 | 1:50.078 | 34.851 | 37.378 | 37.849 | 272.0 | 40:36.555 | | | | | | | | |
| 16 | 2 | 1:45.466 | 32.641 | 36.527 | 36.298 | 289.5 | 31:20.164 | 22 | 3 | 1:50.205 | 34.767 | 37.535 | 37.903 | 271.4 | 42:26.760 | | | | | | | | |
| 17 | 2 | 1:41.498 | 32.546 | 34.583 | 34.369 | 292.7 | 33:01.662 | 23 | 3 | 1:58.158 B | 34.969 | 37.669 | 45.520 | 272.7 | 44:24.918 | | | | | | | | |
| 18 | 2 | 1:41.732 | 32.560 | 34.752 | 34.420 | 293.5 | 34:43.394 | 24 | 2 | 3:07.884 | 1:51.850 | 38.158 | 37.876 | 206.9 | 47:32.802 | | | | | | | | |
| 19 | 2 | 1:41.252 | 32.575 | 34.387 | 34.290 | 293.5 | 36:24.646 | 25 | 2 | 2:40.657 | 34.905 | 37.499 | 1:28.253 | 273.4 | 50:13.459 | | | | | | | | |
| 20 | 2 | 1:49.599 B | 32.625 | 35.875 | 41.099 | 291.9 | 38:14.245 | 26 | 2 | 2:57.009 | 1:26.471 | 52.129 | 38.409 | 80.1 | 53:10.468 | | | | | | | | |
| 21 | 2 | 2:41.996 | 1:30.894 | 36.052 | 35.050 | 230.8 | 40:56.241 | 27 | 2 | 1:49.041 | 34.732 | 36.910 | 37.399 | 269.3 | 54:59.509 | | | | | | | | |
| 22 | 2 | 1:41.566 | 32.708 | 34.507 | 34.351 | 291.1 | 42:37.807 | 28 | 2 | 1:48.625 | 34.597 | 36.902 | 37.126 | 272.7 | 56:48.134 | | | | | | | | |
| 23 | 2 | 1:42.491 | 32.751 | 35.329 | 34.411 | 290.3 | 44:20.298 | 29 | 2 | 1:48.557 | 34.396 | 36.866 | 37.295 | 272.0 | 58:36.691 | | | | | | | | |
| 24 | 2 | 1:41.518 | 32.538 | 34.632 | 34.348 | 294.3 | 46:01.816 | 30 | 2 | 1:48.464 | 34.482 | 36.743 | 37.239 | 270.7 | 1:00:25.155 | | | | | | | | |
| 25 | 2 | 1:41.643 | 32.572 | 34.655 | 34.416 | 292.7 | 47:43.459 | 31 | 2 | 1:56.364 B | 34.531 | 37.894 | 43.939 | 272.0 | 1:02:21.519 | | | | | | | | |
| 26 | 2 | 2:55.386 | 32.529 | 49.941 | 1:32.916 | 293.5 | 50:38.845 | 32 | 2 | 10:15.994 | 8:57.225 | 40.123 | 38.646 | 194.6 | 1:12:37.513 | | | | | | | | |
| 27 | 2 | 2:37.076 | 1:25.048 | 37.043 | 34.985 | 80.0 | 53:15.921 | 33 | 2 | 1:47.994 | 34.652 | 36.481 | 36.861 | 270.7 | 1:14:25.507 | | | | | | | | |
| 28 | 2 | 1:41.963 | 32.658 | 34.639 | 34.666 | 290.3 | 54:57.884 | 34 | 2 | 1:47.360 | 34.263 | 36.283 | 36.814 | 271.4 | 1:16:12.867 | | | | | | | | |
| 29 | 2 | 1:41.314 | 32.604 | 34.505 | 34.205 | 289.5 | 56:39.198 | 35 | 2 | 1:54.143 B | 34.427 | 36.578 | 43.138 | 274.1 | 1:18:07.010 | | | | | | | | |
| 30 | 2 | 1:51.119 B | 35.223 | 34.759 | 41.137 | 295.1 | 58:30.317 | 36 | 2 | 2:42.231 | 1:22.356 | 39.435 | 40.440 | 137.1 | 1:20:49.241 | | | | | | | | |
| 31 | 1 | 8:20.072 | 7:08.401 | 36.589 | 35.082 | 195.3 | 1:06:50.389 | 37 | 2 | 1:47.244 | 34.260 | 36.325 | 36.659 | 273.4 | 1:22:36.485 | | | | | | | | |
| 32 | 1 | 1:42.221 | 32.639 | 34.712 | 34.870 | 292.7 | 1:08:32.610 | 38 | 2 | 1:47.258 | 34.229 | 36.319 | 36.710 | 273.4 | 1:24:23.743 | | | | | | | | |
| 33 | 1 | 1:42.584 | 32.497 | 35.395 | 34.692 | 295.9 | 1:10:15.194 | 39 | 2 | 1:54.581 B | 34.315 | 36.860 | 43.406 | 273.4 | 1:26:18.324 | | | | | | | | |
| 34 | 1 | 1:41.571 | 32.564 | 34.544 | 34.463 | 294.3 | 1:11:56.765 | 88 AF Corse 1.François PERRODO 2.Emmanuel COLLARD 3.Alessio ROVERA Ferrari 488 GTE Evo LMGTE | | | | | | | | | | | | | | | |
| 35 | 1 | 1:49.302 B | 32.700 | 34.742 | 41.860 | 293.5 | 1:13:46.067 | 1 | 2 | 3:10.954 | 1:54.149 | 38.894 | 37.911 | 202.2 | 3:10.954 | | | | | | | | |
| 36 | 1 | 2:40.609 | 1:30.809 | 34.958 | 34.842 | 226.9 | 1:16:26.676 | 2 | 2 | 1:49.366 | 34.921 | 37.012 | 37.433 | 273.4 | 5:00.320 | | | | | | | | |
| 37 | 1 | 1:43.561 | 32.524 | 35.547 | 35.490 | 294.3 | 1:18:10.237 | 3 | 2 | 1:49.415 | 34.487 | 36.893 | 38.035 | 275.5 | 6:49.735 | | | | | | | | |
| 38 | 1 | 1:40.165 | 32.345 | 33.921 | 33.899 | 294.3 | 1:19:50.402 | 4 | 2 | 1:50.118 | 35.278 | 37.550 | 37.290 | 274.1 | 8:39.853 | | | | | | | | |
| 39 | 1 | 1:40.403 | 32.357 | 34.185 | 33.861 | 294.3 | 1:21:30.805 | 5 | 2 | 1:48.526 | 34.679 | 36.794 | 37.053 | 274.8 | 10:28.379 | | | | | | | | |
| 40 | 1 | 1:47.031 | 37.568 | 34.804 | 34.659 | 295.9 | 1:23:17.836 | 6 | 2 | 1:48.676 | 34.649 | 36.874 | 37.153 | 274.1 | 12:17.055 | | | | | | | | |
| 41 | 1 | 1:44.174 | 32.656 | 35.421 | 36.097 | 297.5 | 1:25:02.010 | 7 | 2 | 1:59.428 B | 34.496 | 37.059 | 47.873 | 274.8 | 14:16.483 | | | | | | | | |
| 42 | 1 | 1:40.309 | 32.405 | 34.073 | 33.831 | 295.9 | 1:26:42.319 | 8 | 2 | 3:23.403 | 2:05.348 | 38.128 | 39.927 | 211.4 | 17:39.886 | | | | | | | | |
| 43 | 1 | 1:40.477 | 32.359 | 34.080 | 34.038 | 296.7 | 1:28:22.796 | 9 | 2 | 1:47.532 | 34.406 | 36.402 | 36.724 | 274.8 | 19:27.418 | | | | | | | | |
| 44 | 1 | 1:41.503 | 32.136 | 35.062 | 34.305 | 298.3 | 1:30:04.299 | 10 | 2 | 1:47.455 | 34.314 | 36.521 | 36.620 | 275.5 | 21:14.873 | | | | | | | | |
| 83 Iron Lynx 1.Rahel FREY 2.Michelle GATTING 3.Manuela GOSTNER Ferrari 488 GTE Evo LMGTE | | | | | | | | | | | | | | | | | | | | | | | |
| 1 | 1 | 2:57.177 | 1:38.861 | 40.092 | 38.224 | 177.9 | 2:57.177 | 11 | 2 | 1:47.235 | 34.182 | 36.433 | 36.620 | 275.5 | 23:02.108 | | | | | | | | |
| 2 | 1 | 1:50.136 | 35.037 | 37.225 | 37.874 | 264.7 | 4:47.313 | 12 | 2 | 1:56.399 B | 35.445 | 37.257 | 43.697 | 274.8 | 24:58.507 | | | | | | | | |
| 3 | 1 | 1:48.542 | 34.653 | 36.753 | 37.136 | 271.4 | 6:35.855 | 13 | 1 | 3:12.074 | 1:56.513 | 37.807 | 37.754 | 210.5 | 28:10.581 | | | | | | | | |
| 4 | 1 | 1:48.398 | 34.689 | 36.601 | 37.108 | 271.4 | 8:24.253 | 14 | 1 | 1:50.571 | 35.130 | 37.505 | 37.936 | 272.0 | 30:01.152 | | | | | | | | |
| 5 | 1 | 1:48.195 | 34.578 | 36.568 | 37.049 | 272.0 | 10:12.448 | 15 | 1 | 1:49.035 | 34.666 | 36.995 | 37.374 | 272.7 | 31:50.187 | | | | | | | | |
| 6 | 1 | 1:48.413 | 34.602 | 36.689 | 37.122 | 274.8 | 12:00.861 | 16 | 1 | 1:49.626 | 35.061 | 37.039 | 37.526 | 272.0 | 33:39.813 | | | | | | | | |
| 7 | 1 | 1:50.782 | 35.852 | 37.718 | 37.212 | 261.5 | 13:51.643 | 17 | 1 | 1:50.269 | 35.278 | 37.503 | 37.488 | 268.0 | 35:30.082 | | | | | | | | |
| 8 | 1 | 1:48.149 | 34.456 | 36.591 | 37.102 | 272.7 | 15:39.792 | 18 | 1 | 1:49.265 | 34.590 | 37.082 | 37.593 | 272.7 | 37:19.347 | | | | | | | | |
| 9 | 1 | 1:48.677 | 34.566 | 36.779 | 37.332 | 272.7 | 17:28.469 | 19 | 1 | 1:49.333 | 35.061 | 36.991 | 37.281 | 273.4 | 39:08.680 | | | | | | | | |
| 10 | 1 | 1:48.591 | 34.642 | 36.926 | 37.023 | 272.0 | 19:17.060 | 20 | 1 | 1:49.941 | 35.315 | 37.106 | 37.520 | 272.7 | 40:58.621 | | | | | | | | |
| 11 | 1 | 1:48.622 | 34.731 | 36.712 | 37.179 | 256.5 | 21:05.682 | 21 | 1 | 1:49.074 | 34.687 | 37.024 | 37.363 | 273.4 | 42:47.695 | | | | | | | | |
| 12 | 1 | 1:48.436 | 34.520 | 36.760 | 37.156 | 273.4 | 22:54.118 | 22 | 1 | 1:51.786 | 36.620 | 37.351 | 37.815 | 272.7 | 44:39.481 | | | | | | | | |
| 13 | 1 | 1:49.016 | 34.890 | 36.864 | 37.262 | 234.8 | 24:43.134 | 23 | 1 | 1:49.294 | 34.951 | 36.974 | 37.369 | 272.7 | 46:28.775 | | | | | | | | |
| 14 | 1 | 1:48.681 | 34.443 | 36.889 | 37.349 | 273.4 | 26:31.815 | 24 | 1 | 1:49.960 | 34.696 | 37.456 | 37.808 | 274.1 | 48:18.735 | | | | | | | | |
| 15 | 1 | 1:53.941 B | 34.423 | 36.722 | 42.796 | 272.0 | 28:25.756 | 25 | 1 | 3:42.481 B | 47.422 | 1:21.262 | 1:33.797 | 272.0 | 52:01.216 | | | | | | | | |
| 26 3 3:17.219 2:00.587 38.764 37.868 163.6 55:18.435 | | | | | | | | | | | | | | | | | | | | | | | |





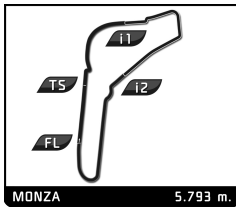
EUROPEAN LE MANS SERIES
4 Hours of Monza
Free Practice 2

Amended

Sector Analysis

| | | Lap under Red Flag | | Invalidated Lap | | Personal Best | | Session Best | | B Crossing the pit lane | | | | | |
|-----------|---|------------------------------|----------|-----------------|----------|----------------------------|-------------|---|---|-------------------------|----------|----------|----------|--------|-------------|
| Lap | D | Time | Sector 1 | Sector 2 | Sector 3 | T. Spd | Elapsed | Lap | D | Time | Sector 1 | Sector 2 | Sector 3 | T. Spd | Elapsed |
| 27 | 3 | 1:48.093 | 34.456 | 36.564 | 37.073 | 273.4 | 57:06.528 | 37 | 1 | 1:43.083 | 32.885 | 35.261 | 34.937 | 291.1 | 1:14:58.650 |
| 28 | 3 | 1:50.271 | 35.081 | 37.024 | 38.166 | 273.4 | 58:56.799 | 38 | 1 | 1:52.539 B | 32.955 | 35.162 | 44.422 | 291.9 | 1:16:51.189 |
| 29 | 3 | 1:54.843 B | 34.442 | 36.593 | 43.808 | 273.4 | 1:00:51.642 | 39 | 1 | 2:47.955 | 1:37.197 | 35.660 | 35.098 | 226.9 | 1:19:39.144 |
| 30 | 3 | 2:48.433 | 1:33.607 | 37.287 | 37.539 | 212.2 | 1:03:40.075 | 40 | 1 | 1:46.056 | 32.805 | 35.564 | 37.687 | 291.1 | 1:21:25.200 |
| 31 | 3 | 1:48.436 | 34.556 | 36.835 | 37.045 | 272.0 | 1:05:28.511 | 41 | 1 | 1:42.969 | 32.724 | 35.219 | 35.026 | 292.7 | 1:23:08.169 |
| 32 | 3 | 1:58.618 B | 34.561 | 37.019 | 47.038 | 272.7 | 1:07:27.129 | 42 | 1 | 1:43.633 | 32.908 | 35.416 | 35.309 | 291.1 | 1:24:51.802 |
| 33 | 3 | 6:28.277 | 5:01.570 | 39.169 | 47.538 | 203.0 | 1:13:55.406 | 43 | 1 | 1:43.360 | 32.808 | 35.261 | 35.291 | 292.7 | 1:26:35.162 |
| 34 | 3 | 1:47.339 | 34.457 | 36.242 | 36.640 | 270.7 | 1:15:42.745 | 44 | 1 | 1:44.215 | 33.067 | 35.653 | 35.495 | 292.7 | 1:28:19.377 |
| 35 | 3 | 2:00.005 | 34.390 | 40.530 | 45.085 | 271.4 | 1:17:42.750 | 45 | 1 | 1:43.767 | 33.295 | 35.281 | 35.191 | 292.7 | 1:30:03.144 |
| 36 | 3 | 1:55.621 B | 35.057 | 36.370 | 44.194 | 272.7 | 1:19:38.371 | 93 Proton Competition Porsche 911 RSR - 19 LMGT E | | | | | | | |
| 37 | 3 | 4:57.723 | 3:37.538 | 37.553 | 42.632 | 206.5 | 1:24:36.094 | 1. Michael FASSBENDER | | 3. Richard LIETZ | | | | | |
| 38 | 3 | 1:49.260 | 34.394 | 36.065 | 38.801 | 274.1 | 1:26:25.354 | 2. Felipe LASER | | | | | | | |
| 39 | 3 | 1:46.847 | 34.211 | 36.153 | 36.483 | 274.1 | 1:28:12.201 | 1 | 2 | 3:52.662 | 2:33.473 | 39.204 | 39.985 | 204.2 | 3:52.662 |
| 40 | 3 | 1:50.155 | 34.231 | 38.584 | 37.340 | 273.4 | 1:30:02.356 | 2 | 2 | 1:50.782 | 35.276 | 37.853 | 37.653 | 266.7 | 5:43.444 |
| 92 | | Racing Team Nederland | | | | Oreca 07 - Gibson LMP2 P/A | | 3 | 2 | 1:49.332 | 34.929 | 37.192 | 37.211 | 270.7 | 7:32.776 |
| | | 1. Frits VAN EERD | | | | | | 4 | 2 | 1:58.124 B | 35.208 | 37.283 | 45.633 | 254.1 | 9:30.900 |
| | | 2. Giedo VAN DER GARDE | | | | | | 5 | 2 | 4:22.799 | 3:07.001 | 38.517 | 37.281 | 208.9 | 13:53.699 |
| 1 | 2 | 2:06.923 | 53.067 | 37.599 | 36.257 | 161.2 | 2:06.923 | 6 | 2 | 1:48.569 | 34.624 | 36.884 | 37.061 | 272.7 | 15:42.268 |
| 2 | 2 | 1:42.675 | 32.789 | 35.503 | 34.383 | 292.7 | 3:49.598 | 7 | 2 | 1:51.615 | 34.719 | 36.715 | 40.181 | 272.0 | 17:33.883 |
| 3 | 2 | 1:43.893 | 32.996 | 35.766 | 35.131 | 276.9 | 5:33.491 | 8 | 2 | 1:48.737 | 34.886 | 36.752 | 37.099 | 273.4 | 19:22.620 |
| 4 | 2 | 1:46.879 B | 32.427 | 34.341 | 40.111 | 296.7 | 7:20.370 | 9 | 2 | 1:48.401 | 34.689 | 36.701 | 37.011 | 272.0 | 21:11.021 |
| 5 | 2 | 3:37.326 | 2:28.284 | 35.143 | 33.899 | 230.3 | 10:57.696 | 10 | 2 | 1:54.568 | 34.641 | 41.792 | 38.135 | 272.7 | 23:05.589 |
| 6 | 2 | 1:39.564 | 32.611 | 33.665 | 33.288 | 296.7 | 12:37.260 | 11 | 2 | 1:50.110 | 34.946 | 37.753 | 37.411 | 269.3 | 24:55.699 |
| 7 | 2 | 1:38.869 | 32.135 | 33.441 | 33.293 | 295.9 | 14:16.129 | 12 | 2 | 1:49.314 | 34.777 | 36.944 | 37.593 | 271.4 | 26:45.013 |
| 8 | 2 | 1:46.775 B | 32.350 | 33.554 | 40.871 | 296.7 | 16:02.904 | 13 | 2 | 1:49.200 | 34.811 | 36.697 | 37.692 | 271.4 | 28:34.213 |
| 9 | 2 | 4:20.957 | 3:12.307 | 34.744 | 33.906 | 206.1 | 20:23.861 | 14 | 2 | 1:49.142 | 34.706 | 36.809 | 37.627 | 272.7 | 30:23.355 |
| 10 | 2 | 1:39.899 | 32.361 | 33.836 | 33.702 | 293.5 | 22:03.760 | 15 | 2 | 1:56.327 B | 35.545 | 36.971 | 43.811 | 274.1 | 32:19.682 |
| 11 | 2 | 1:39.432 | 32.249 | 33.649 | 33.534 | 294.3 | 23:43.192 | 16 | 2 | 4:27.098 | 3:11.790 | 37.157 | 38.151 | 209.7 | 36:46.780 |
| 12 | 2 | 1:40.032 | 32.668 | 33.740 | 33.624 | 294.3 | 25:23.224 | 17 | 2 | 1:50.695 | 35.746 | 37.753 | 37.196 | 272.7 | 38:37.475 |
| 13 | 2 | 1:39.889 | 32.289 | 33.979 | 33.621 | 294.3 | 27:03.113 | 18 | 2 | 1:48.878 | 34.839 | 36.820 | 37.219 | 272.0 | 40:26.353 |
| 14 | 2 | 1:39.866 | 32.482 | 33.784 | 33.600 | 293.5 | 28:42.979 | 19 | 2 | 1:49.170 | 34.682 | 37.114 | 37.374 | 271.4 | 42:15.523 |
| 15 | 2 | 1:40.462 | 32.403 | 34.417 | 33.642 | 296.7 | 30:23.441 | 20 | 2 | 1:50.551 | 35.955 | 37.225 | 37.371 | 272.0 | 44:06.074 |
| 16 | 2 | 1:40.275 | 32.517 | 34.083 | 33.675 | 295.9 | 32:03.716 | 21 | 2 | 1:49.464 | 34.693 | 37.271 | 37.500 | 273.4 | 45:55.538 |
| 17 | 2 | 1:39.809 | 32.315 | 33.862 | 33.632 | 295.1 | 33:43.525 | 22 | 2 | 1:49.562 | 34.708 | 37.201 | 37.653 | 272.7 | 47:45.100 |
| 18 | 2 | 1:46.052 B | 32.297 | 34.491 | 39.264 | 295.9 | 35:29.577 | 23 | 2 | 3:06.572 B | 34.853 | 57.962 | 1:33.757 | 272.7 | 50:51.672 |
| 19 | 1 | 4:13.292 | 3:01.133 | 36.484 | 35.675 | 201.5 | 39:42.869 | 24 | 3 | 3:28.567 | 2:12.010 | 38.130 | 38.427 | 203.8 | 54:20.239 |
| 20 | 1 | 1:43.182 | 32.891 | 35.290 | 35.001 | 291.9 | 41:26.051 | 25 | 3 | 1:49.444 | 34.761 | 37.190 | 37.493 | 272.7 | 56:09.683 |
| 21 | 1 | 1:43.425 | 32.691 | 35.643 | 35.091 | 292.7 | 43:09.476 | 26 | 3 | 1:49.095 | 34.647 | 37.157 | 37.291 | 272.7 | 57:58.778 |
| 22 | 1 | 1:43.801 | 33.062 | 35.676 | 35.063 | 293.5 | 44:53.277 | 27 | 3 | 1:57.265 B | 34.713 | 37.914 | 44.638 | 274.1 | 59:56.043 |
| 23 | 1 | 1:43.571 | 32.810 | 35.336 | 35.425 | 293.5 | 46:36.848 | 28 | 3 | 6:24.535 | 5:10.371 | 37.075 | 37.089 | 211.8 | 1:06:20.578 |
| 24 | 1 | 1:45.753 | 32.714 | 36.292 | 36.747 | 293.5 | 48:22.601 | 29 | 3 | 1:47.512 | 34.370 | 36.443 | 36.699 | 272.7 | 1:08:08.090 |
| 25 | 1 | 3:41.891 | 50.483 | 1:21.373 | 1:30.035 | 290.3 | 52:04.492 | 30 | 3 | 1:47.498 | 34.336 | 36.478 | 36.684 | 272.7 | 1:09:55.588 |
| 26 | 1 | 1:47.749 | 35.352 | 36.492 | 35.905 | 248.8 | 53:52.241 | 31 | 3 | 1:59.817 B | 35.073 | 38.443 | 46.301 | 253.5 | 1:11:55.405 |
| 27 | 1 | 1:43.915 | 33.329 | 35.348 | 35.238 | 267.3 | 55:36.156 | 32 | 1 | 5:43.866 | 4:25.656 | 39.346 | 38.864 | 146.3 | 1:17:39.271 |
| 28 | 1 | 1:44.254 | 33.083 | 36.108 | 35.063 | 284.2 | 57:20.410 | 33 | 1 | 1:51.635 | 35.077 | 38.222 | 38.336 | 266.0 | 1:19:30.906 |
| 29 | 1 | 1:44.312 | 32.921 | 36.334 | 35.057 | 295.1 | 59:04.722 | 34 | 1 | 1:56.051 | 34.891 | 41.301 | 39.859 | 272.0 | 1:21:26.957 |
| 30 | 1 | 1:42.909 | 32.951 | 35.047 | 34.911 | 292.7 | 1:00:47.631 | 35 | 1 | 1:52.702 | 35.078 | 39.109 | 38.515 | 268.0 | 1:23:19.659 |
| 31 | 1 | 1:43.867 | 32.872 | 36.093 | 34.902 | 293.5 | 1:02:31.498 | 36 | 1 | 1:51.804 | 35.108 | 38.020 | 38.676 | 269.3 | 1:25:11.463 |
| 32 | 1 | 1:42.668 | 32.694 | 35.170 | 34.804 | 293.5 | 1:04:14.166 | 37 | 1 | 1:51.020 | 35.123 | 37.650 | 38.247 | 272.0 | 1:27:02.483 |
| 33 | 1 | 1:49.357 B | 32.709 | 34.942 | 41.706 | 292.7 | 1:06:03.523 | 38 | 1 | 1:50.794 | 35.084 | 37.625 | 38.085 | 272.7 | 1:28:53.277 |
| 34 | 1 | 3:43.785 | 2:33.224 | 35.362 | 35.199 | 225.5 | 1:09:47.308 | 39 | 1 | 2:01.605 B | 36.216 | 37.982 | 47.407 | 274.8 | 1:30:54.882 |
| 35 | 1 | 1:43.885 | 33.134 | 35.650 | 35.101 | 290.3 | 1:11:31.193 | | | | | | | | |
| 36 | 1 | 1:44.374 | 33.073 | 35.909 | 35.392 | 291.1 | 1:13:15.567 | | | | | | | | |





EUROPEAN LE MANS SERIES
4 Hours of Monza
Free Practice 2

Amended

MONZA 5.793 m.

Sector Analysis

Lap under Red Flag Invalidated Lap Personal Best Session Best B Crossing the pit lane

| Lap | D | Time | Sector 1 | Sector 2 | Sector 3 | T. Spd | Elapsed | Lap | D | Time | Sector 1 | Sector 2 | Sector 3 | T. Spd | Elapsed |
|-----------|---|--------------------|--------------------------|---------------|---------------|--------|-------------|-----|---|------|----------|----------|----------|--------|---------|
| 95 | | TF Sport | Aston Martin Vantage AMR | | | | | | | | | | | | |
| | | 1. John HARTSHORNE | LMGT | | | | | | | | | | | | |
| | | 2. Ross GUNN | 3. Oliver HANCOCK | | | | | | | | | | | | |
| 1 | 1 | 5:41.553 | 4:19.723 | 41.600 | 40.230 | 188.8 | 5:41.553 | | | | | | | | |
| 2 | 1 | 1:55.685 | 35.643 | 40.681 | 39.361 | 267.3 | 7:37.238 | | | | | | | | |
| 3 | 1 | 1:54.772 | 36.263 | 38.926 | 39.583 | 242.7 | 9:32.010 | | | | | | | | |
| 4 | 1 | 1:53.818 | 35.122 | 39.283 | 39.413 | 270.0 | 11:25.828 | | | | | | | | |
| 5 | 1 | 1:52.395 | 35.618 | 38.432 | 38.345 | 244.3 | 13:18.223 | | | | | | | | |
| 6 | 1 | 1:51.884 | 35.230 | 38.191 | 38.463 | 270.7 | 15:10.107 | | | | | | | | |
| 7 | 1 | 1:51.652 | 35.123 | 38.229 | 38.300 | 270.0 | 17:01.759 | | | | | | | | |
| 8 | 1 | 2:02.229 B | 35.212 | 38.650 | 48.367 | 270.0 | 19:03.988 | | | | | | | | |
| 9 | 3 | 3:53.943 | 2:38.718 | 37.742 | 37.483 | 182.1 | 22:57.931 | | | | | | | | |
| 10 | 3 | 1:49.420 | 34.812 | 37.353 | 37.255 | 269.3 | 24:47.351 | | | | | | | | |
| 11 | 3 | 1:49.380 | 34.746 | 37.270 | 37.364 | 271.4 | 26:36.731 | | | | | | | | |
| 12 | 3 | 1:48.938 | 34.908 | 36.922 | 37.108 | 270.0 | 28:25.669 | | | | | | | | |
| 13 | 3 | 1:48.751 | 34.647 | 37.061 | 37.043 | 272.0 | 30:14.420 | | | | | | | | |
| 14 | 3 | 1:55.986 B | 34.596 | 37.066 | 44.324 | 271.4 | 32:10.406 | | | | | | | | |
| 15 | 2 | 4:55.419 | 3:39.157 | 38.495 | 37.767 | 208.5 | 37:05.825 | | | | | | | | |
| 16 | 2 | 1:49.078 | 34.849 | 37.105 | 37.124 | 268.7 | 38:54.903 | | | | | | | | |
| 17 | 2 | 1:48.766 | 34.580 | 37.101 | 37.085 | 270.7 | 40:43.669 | | | | | | | | |
| 18 | 2 | 1:48.592 | 34.629 | 36.875 | 37.088 | 272.7 | 42:32.261 | | | | | | | | |
| 19 | 2 | 1:58.875 B | 34.769 | 39.088 | 45.018 | 271.4 | 44:31.136 | | | | | | | | |
| 20 | 2 | 2:39.305 | 1:19.184 | 42.384 | 37.737 | 209.7 | 47:10.441 | | | | | | | | |
| 21 | 2 | 2:27.100 B | 34.912 | 39.294 | 1:12.894 | 271.4 | 49:37.541 | | | | | | | | |
| 22 | 2 | 4:49.710 | 3:29.643 | 41.149 | 38.918 | 209.7 | 54:27.251 | | | | | | | | |
| 23 | 2 | 1:50.232 | 34.684 | 37.040 | 38.508 | 271.4 | 56:17.483 | | | | | | | | |
| 24 | 2 | 1:47.735 | 34.480 | 36.590 | 36.665 | 274.1 | 58:05.218 | | | | | | | | |
| 25 | 2 | 1:47.934 | 34.260 | 36.802 | 36.872 | 272.7 | 59:53.152 | | | | | | | | |
| 26 | 2 | 1:54.477 B | 34.422 | 36.572 | 43.483 | 272.0 | 1:01:47.629 | | | | | | | | |
| 27 | 1 | 4:21.611 | 3:02.408 | 39.648 | 39.555 | 202.6 | 1:06:09.240 | | | | | | | | |
| 28 | 1 | 1:52.504 | 35.326 | 38.378 | 38.800 | 269.3 | 1:08:01.744 | | | | | | | | |
| 29 | 1 | 1:53.431 | 35.210 | 38.944 | 39.277 | 269.3 | 1:09:55.175 | | | | | | | | |
| 30 | 1 | 1:54.607 | 35.291 | 38.482 | 40.834 | 270.0 | 1:11:49.782 | | | | | | | | |
| 31 | 1 | 1:51.701 | 35.380 | 38.090 | 38.231 | 269.3 | 1:13:41.483 | | | | | | | | |
| 32 | 1 | 1:51.753 | 35.058 | 38.240 | 38.455 | 270.0 | 1:15:33.236 | | | | | | | | |
| 33 | 1 | 1:51.668 | 34.940 | 38.286 | 38.442 | 270.7 | 1:17:24.904 | | | | | | | | |
| 34 | 1 | 1:53.087 | 35.183 | 38.435 | 39.469 | 270.0 | 1:19:17.991 | | | | | | | | |
| 35 | 1 | 2:03.230 B | 36.297 | 38.459 | 48.474 | 235.3 | 1:21:21.221 | | | | | | | | |
| 36 | 3 | 3:51.278 | 2:34.712 | 38.779 | 37.787 | 138.6 | 1:25:12.499 | | | | | | | | |
| 37 | 3 | 1:50.361 | 35.057 | 37.760 | 37.544 | 264.7 | 1:27:02.860 | | | | | | | | |
| 38 | 3 | 1:50.546 | 35.423 | 37.650 | 37.473 | 254.1 | 1:28:53.406 | | | | | | | | |
| 39 | 3 | 1:49.628 | 35.234 | 37.177 | 37.217 | 272.7 | 1:30:43.034 | | | | | | | | |

