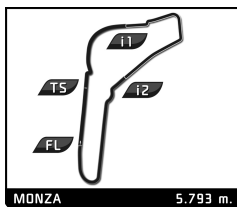


### Porsche Carrera Cup France 4 Hours of Monza Qualifying

#### Sector Analysis

— Invalidated Lap    ■ Personal Best    ■ Session Best    B Crossing the pit lane

Lap	Time	Sector 1	Sector 2	Sector 3	Kph	Elapsed	Lap	Time	Sector 1	Sector 2	Sector 3	Kph	Elapsed	
<b>1</b>	<b>Jean-Baptiste SIMMENAUER</b> FRA BWT Lechner Racing							6	<u>1:50.436</u>	34.823	37.525	38.088	188.8	11:37.284
1	2:18.007	51.312	43.679	43.016	143.1	2:18.007	7	2:04.523 B	34.893	38.086	51.544	167.5	13:41.807	
2	1:57.839	37.155	40.009	40.675	177.0	4:15.846	8	8:32.426	7:11.625	40.761	40.040	40.7	22:14.233	
3	1:51.699	35.237	38.168	38.294	186.7	6:07.545	9	1:54.125	35.779	38.978	39.368	182.7	24:08.358	
4	1:50.874	34.919	37.732	38.223	188.1	7:58.419	10	1:57.455	37.167	39.515	40.773	177.6	26:05.813	
5	<u>1:50.424</u>	34.884	37.518	<b>38.022</b>	188.9	9:48.843	11	<b>1:50.044</b>	<b>34.700</b>	<b>37.341</b>	38.003	189.5	27:55.857	
6	<u>1:50.661</u>	35.013	<b>37.397</b>	38.251	188.5	11:39.504	12	2:11.504	36.611	52.577	42.316	158.6	30:07.361	
7	1:59.103 B	34.982	37.572	46.549	175.1	13:38.607	<b>12</b> <b>Gianmarco QUARESMINI</b> ITA Ombra Racing							
8	8:12.647	6:50.846	41.605	40.196	42.3	21:51.254	1	2:21.834	58.642	41.653	41.539	139.2	2:21.834	
9	1:54.750	35.946	38.806	39.998	181.7	23:46.004	2	2:02.827	38.614	42.513	41.700	169.8	4:24.661	
10	1:50.629	34.939	37.563	38.127	188.5	25:36.633	3	1:51.367	35.438	37.594	38.335	187.3	6:16.028	
11	<u>1:50.865</u>	34.933	37.399	38.533	188.1	27:27.498	4	1:51.222	35.209	37.616	38.397	187.5	8:07.250	
12	1:50.674	34.963	37.591	38.120	188.4	29:18.172	5	<u>1:51.027</u>	35.172	37.632	38.223	187.8	9:58.277	
13	<b>1:50.368</b>	<b>34.803</b>	37.459	38.106	189.0	31:08.540	6	1:50.905	35.028	37.522	38.355	188.0	11:49.182	
<b>3</b> <b>Milan PETELET</b> FRA MRT by CLRT							7	2:06.864 B	35.057	39.354	52.453	164.4	13:56.046	
1	2:45.738	1:09.823	47.359	48.556	119.1	2:45.738	8	7:38.078	6:07.847	46.370	43.861	45.5	21:34.124	
2	2:02.371	36.958	41.378	44.035	170.4	4:48.109	9	2:00.572	39.527	40.136	40.909	173.0	23:34.696	
3	<u>1:54.175</u>	36.372	38.842	38.961	182.7	6:42.284	10	<b>1:50.636</b>	<b>34.857</b>	37.588	<b>38.191</b>	188.5	25:25.332	
4	1:52.363	35.364	38.064	38.935	185.6	8:34.647	11	1:50.665	34.865	<b>37.410</b>	38.390	188.4	27:15.997	
5	1:51.919	35.297	37.830	38.792	186.3	10:26.566	12	1:53.059	34.916	38.721	39.422	184.5	29:09.056	
6	1:51.789	35.213	37.676	38.900	186.6	12:18.355	13	1:51.292	34.905	37.638	38.749	187.4	31:00.348	
7	2:05.481 B	35.777	39.659	50.045	166.2	14:23.836	<b>15</b> <b>Henry HASSID</b> FRA MRT by CLRT							
8	7:53.957	6:32.962	40.730	40.265	44.0	22:17.793	1	2:54.079	1:28.415	43.620	42.044	113.4	2:54.079	
9	1:53.920	35.521	39.334	39.065	183.1	24:11.713	2	1:56.544	36.032	39.568	40.944	178.9	4:50.623	
10	1:54.607	35.203	38.786	40.618	182.0	26:06.320	3	1:53.221	35.548	38.524	39.149	184.2	6:43.844	
11	1:51.463	35.055	37.885	<b>38.523</b>	187.1	27:57.783	4	1:53.040	35.320	38.522	39.198	184.5	8:36.884	
12	<b>1:51.423</b>	<b>35.051</b>	<b>37.658</b>	38.714	187.2	29:49.206	5	1:52.683	35.266	38.407	39.010	185.1	10:29.567	
13	1:51.485	35.078	37.816	38.591	187.1	31:40.691	6	2:07.403 B	36.591	40.205	50.607	163.7	12:36.970	
<b>7</b> <b>Jérôme BOULLERY</b> FRA YDEO by Racing Technology							7	4:42.713	3:21.184	40.671	40.858	73.8	17:19.683	
1	2:36.339	1:03.467	47.286	45.586	126.3	2:36.339	8	1:54.315	36.007	39.002	39.306	182.4	19:13.998	
2	2:06.081	39.207	42.890	43.984	165.4	4:42.420	9	<b>1:52.557</b>	<b>35.158</b>	<b>38.390</b>	<b>39.009</b>	185.3	21:06.555	
3	1:55.944	36.642	39.190	40.112	179.9	6:38.364	10	<u>1:56.822</u>	35.392	<b>38.342</b>	43.088	178.5	23:03.377	
4	1:51.980	35.372	38.095	38.513	186.2	8:30.344	11	2:08.012	44.518	43.074	40.420	162.9	25:11.389	
5	1:51.651	35.056	38.136	38.459	186.8	10:21.995	12	1:54.069	35.409	38.968	39.692	182.8	27:05.458	
6	<b>1:51.376</b>	34.988	<b>37.873</b>	38.515	187.2	12:13.371	13	1:54.301	35.334	38.828	40.139	182.5	28:59.759	
7	2:01.507 B	35.203	38.452	47.852	171.6	14:14.878	14	2:12.415 B	35.233	39.655	57.527	157.5	31:12.174	
8	4:10.935	2:42.661	44.473	43.801	83.1	18:25.813	<b>16</b> <b>Ugo GAZIL</b> FRA Pierre Martinet by Alméras							
9	2:04.287	38.414	40.612	45.261	167.8	20:30.100	1	2:31.896	1:02.573	44.687	44.636	130.0	2:31.896	
10	1:53.791	35.308	38.255	40.228	183.3	22:23.891	2	2:03.966	38.371	44.465	41.130	168.2	4:35.862	
11	1:51.701	35.295	37.972	38.434	186.7	24:15.592	3	1:51.876	35.442	37.845	38.589	186.4	6:27.738	
12	2:04.364	35.086	49.427	39.851	167.7	26:19.956	4	1:51.263	35.013	37.689	38.561	187.4	8:19.001	
13	1:51.389	<b>34.949</b>	38.024	<b>38.416</b>	187.2	28:11.345	5	1:51.240	35.029	37.701	38.510	187.5	10:10.241	
14	2:00.436 B	35.143	38.117	47.176	173.2	30:11.781	6	1:51.187	34.949	37.604	38.634	187.6	12:01.428	
<b>11</b> <b>Florian LATORRE</b> FRA CLRT							7	2:01.859 B	36.281	38.289	47.289	171.1	14:03.287	
1	2:17.063	51.484	43.343	42.236	144.0	2:17.063	8	7:29.772	6:01.059	44.918	43.795	46.4	21:33.059	
2	1:55.441	36.202	39.394	39.845	180.7	4:12.504	9	1:59.432	39.164	39.517	40.751	174.6	23:32.491	
3	1:53.212	35.454	38.808	38.950	184.2	6:05.716	10	1:50.882	35.017	37.662	<b>38.203</b>	188.1	25:23.373	
4	1:50.830	34.959	37.699	38.172	188.2	7:56.546	11	<b>1:50.807</b>	35.056	<b>37.478</b>	38.273	188.2	27:14.180	
5	1:50.302	34.913	37.412	<b>37.977</b>	189.1	9:46.848	12	<u>1:53.429</u>	34.901	37.627	40.901	183.9	29:07.609	
							13	<u>1:52.317</u>	<b>34.900</b>	37.769	39.648	185.7	30:59.926	

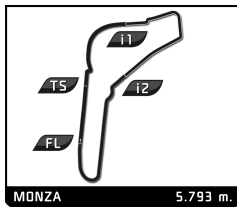


### Porsche Carrera Cup France 4 Hours of Monza Qualifying

#### Sector Analysis

— Invalidated Lap    ■ Personal Best    ■ Session Best    B Crossing the pit lane

Lap	Time	Sector 1	Sector 2	Sector 3	Kph	Elapsed	Lap	Time	Sector 1	Sector 2	Sector 3	Kph	Elapsed
<b>17</b> Enrico FULGENZI ITA EF Racing													
1	2:41.732	1:05.492	48.201	48.039	122.1	2:41.732	8	7:33.814	6:04.809	45.296	43.709	46.0	21:32.571
2	1:58.620	35.830	39.595	43.195	175.8	4:40.352	9	1:58.889	39.100	39.157	40.632	175.4	23:31.460
3	1:54.801	35.378	40.097	39.326	181.7	6:35.153	10	<b>1:50.692</b>	<b>34.745</b>	37.747	<b>38.200</b>	188.4	25:22.152
4	1:51.322	35.003	37.886	38.433	187.3	8:26.475	11	1:51.255	35.218	37.780	38.257	187.5	27:13.407
5	1:50.966	<b>34.878</b>	37.715	38.373	187.9	10:17.441	12	<u>1:53.383</u>	34.945	37.809	40.629	183.9	29:06.790
6	<b>1:50.904</b>	35.081	37.639	<b>38.184</b>	188.0	12:08.345	13	<u>1:51.094</u>	34.775	<b>37.590</b>	38.729	187.7	30:57.884
7	1:51.192	34.966	37.845	38.381	187.6	13:59.537							
8	2:22.376B	39.145	43.620	59.611	146.5	16:21.913							
9	5:05.754	3:40.492	45.226	40.036	68.2	21:27.667							
10	1:54.657	35.500	37.805	41.352	181.9	23:22.324							
11	1:51.089	34.976	37.651	38.462	187.7	25:13.413							
12	<u>1:52.873</u>	35.193	37.654	40.026	184.8	27:06.286							
13	1:57.910	37.867	39.306	40.737	176.9	29:04.196							
14	<u>1:51.376</u>	35.398	<b>37.565</b>	38.413	187.2	30:55.572							
<b>19</b> Dorian BOCCOLACCI FRA Martinet by Alméras													
1	2:19.802	55.389	42.237	42.176	141.2	2:19.802							
2	1:59.337	37.541	39.102	42.694	174.8	4:19.139							
3	1:50.811	34.981	37.542	38.288	188.2	6:09.950							
4	1:50.361	34.834	37.446	38.081	189.0	8:00.311							
5	1:50.607	34.949	37.420	38.238	188.5	9:50.918							
6	2:00.264B	34.925	37.764	47.575	173.4	11:51.182							
7	9:40.857	8:11.932	44.993	43.932	35.9	21:32.039							
8	1:58.428	38.568	39.421	40.439	176.1	23:30.467							
9	<b>1:50.056</b>	34.803	<b>37.332</b>	<b>37.921</b>	189.5	25:20.523							
10	1:50.229	34.863	37.410	37.956	189.2	27:10.752							
11	1:55.341	34.878	39.418	41.045	180.8	29:06.093							
12	<u>2:00.014B</u>	<b>34.729</b>	37.650	47.635	173.8	31:06.107							
<b>21</b> Clément MATEU FRA Martinet by Alméras													
1	2:44.360	1:08.824	47.311	48.225	120.1	2:44.360							
2	2:02.387	36.748	40.597	45.042	170.4	4:46.747							
3	2:17.284	48.941	44.873	43.470	151.9	7:04.031							
4	1:52.388	35.305	38.219	38.864	185.6	8:56.419							
5	<b>1:52.231</b>	35.220	38.403	<b>38.608</b>	185.8	10:48.650							
6	2:02.384B	35.311	38.250	48.823	170.4	12:51.034							
7	8:44.406	7:15.899	44.091	44.416	39.8	21:35.440							
8	2:00.951	39.490	41.003	40.458	172.4	23:36.391							
9	<u>1:51.858</u>	<b>35.166</b>	<b>38.043</b>	38.649	186.4	25:28.249							
10	1:52.362	35.327	38.379	38.656	185.6	27:20.611							
11	1:52.542	35.447	38.384	38.711	185.3	29:13.153							
12	1:52.290	35.319	38.250	38.721	185.7	31:05.443							
<b>22</b> Alessandro GHIRETTI FRA Martinet by Alméras													
1	2:22.707	1:00.114	41.457	41.136	138.3	2:22.707							
2	2:05.554	39.118	43.270	43.166	166.1	4:28.261							
3	1:52.102	35.213	38.254	38.635	186.0	6:20.363							
4	<u>1:51.247</u>	35.221	37.621	38.405	187.5	8:11.610							
5	1:51.188	35.024	37.708	38.456	187.6	10:02.798							
6	1:51.113	34.965	37.701	38.447	187.7	11:53.911							
7	2:04.846B	35.904	40.291	48.651	167.0	13:58.757							
<b>23</b> Victor WEYRICH FRA Pierre Martinet by Alméras													
1	2:42.351	1:06.699	47.992	47.660	121.6	2:42.351							
2	2:03.240	36.549	40.807	45.884	169.2	4:45.591							
3	<u>1:52.005</u>	35.165	38.202	38.638	186.2	6:37.596							
4	1:51.127	34.880	37.962	38.285	187.7	8:28.723							
5	1:51.156	34.952	37.909	38.295	187.6	10:19.879							
6	2:08.674B	35.750	41.073	51.851	162.1	12:28.553							
7	9:05.026	7:36.475	44.693	43.858	38.3	21:33.579							
8	2:00.230	39.458	40.129	40.643	173.5	23:33.809							
9	1:51.027	<b>34.873</b>	37.917	<b>38.237</b>	187.8	25:24.836							
10	<b>1:50.888</b>	34.947	<b>37.659</b>	38.282	188.1	27:15.724							
11	1:52.460	34.992	37.759	39.709	185.4	29:08.184							
12	2:01.544B	35.079	38.036	48.429	171.6	31:09.728							
<b>33</b> Evan SPENLE FRA MRT by CLRT													
1	2:24.881	1:01.826	40.926	42.129	136.3	2:24.881							
2	2:05.185	38.008	43.293	43.884	166.6	4:30.066							
3	1:51.935	35.086	38.323	38.526	186.3	6:22.001							
4	1:51.418	34.946	38.007	38.465	187.2	8:13.419							
5	1:51.127	34.865	37.966	38.296	187.7	10:04.546							
6	1:51.206	35.017	<b>37.829</b>	38.360	187.5	11:55.752							
7	1:51.711	35.098	38.108	38.505	186.7	13:47.463							
8	2:03.208B	35.259	38.631	49.318	169.3	15:50.671							
9	5:19.307	3:50.352	42.713	46.242	65.3	21:09.978							
10	2:14.438	44.480	50.285	39.673	155.1	23:24.416							
11	1:51.277	35.050	37.880	38.347	187.4	25:15.693							
12	1:50.928	34.896	37.869	<b>38.163</b>	188.0	27:06.621							
13	<u>1:51.126</u>	<b>34.799</b>	38.073	38.254	187.7	28:57.747							
14	<b>1:50.913</b>	34.835	37.834	38.244	188.0	30:48.660							
<b>44</b> Franck LEHERPEUR FRA CLRT													
1	3:00.131	1:28.065	45.584	46.482	109.6	3:00.131							
2	1:57.951	37.226	39.947	40.778	176.8	4:58.082							
3	1:54.333	35.952	38.881	39.500	182.4	6:52.415							
4	1:53.463	35.622	38.627	39.214	183.8	8:45.878							
5	<u>1:53.255</u>	35.531	<b>38.315</b>	39.409	184.1	10:39.133							
6	2:01.957B	35.641	38.908	47.408	171.0	12:41.090							
7	4:41.641	3:17.053	41.617	42.971	74.0	17:22.731							
8	1:56.034	36.594	39.338	40.102	179.7	19:18.765							
9	1:53.640	35.559	38.680	39.401	183.5	21:12.405							
10	1:54.121	35.470	39.156	39.495	182.7	23:06.526							
11	1:54.301	35.540	39.450	39.311	182.5	25:00.827							
12	1:54.160	35.436	39.524	39.200	182.7	26:54.987							
13	1:52.996	<b>35.400</b>	38.614	38.982	184.6	28:47.983							
14	<b>1:52.960</b>	35.454	38.549	<b>38.957</b>	184.6	30:40.943							

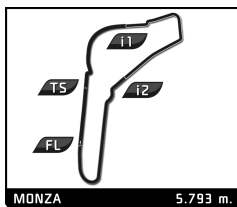


### Porsche Carrera Cup France 4 Hours of Monza Qualifying

#### Sector Analysis

— Invalidated Lap    ■ Personal Best    ■ Session Best    B Crossing the pit lane

Lap	Time	Sector 1	Sector 2	Sector 3	Kph	Elapsed	Lap	Time	Sector 1	Sector 2	Sector 3	Kph	Elapsed	
<b>53</b>	<b>Arthur MATHIEU</b> FRA							5	1:59.363	40.973	38.816	39.574	174.7	10:54.972
	Spark by Racing Technology							6	1:53.284	35.739	38.311	39.234	184.1	12:48.256
1	2:35.376	1:02.533	47.165	45.678	127.1	2:35.376	7	2:01.225 B	35.811	38.366	47.048	172.0	14:49.481	
2	2:15.259	40.605	43.547	51.107	154.2	4:50.635	8	6:05.891	4:32.449	44.082	49.360	57.0	20:55.372	
3	1:56.490	37.707	38.637	40.146	179.0	6:47.125	9	2:08.599	37.730	41.157	49.712	162.2	23:03.971	
4	1:54.126	36.930	38.294	38.902	182.7	8:41.251	10	1:53.701	36.287	38.334	39.080	183.4	24:57.672	
5	1:52.710	35.660	38.247	38.803	185.0	10:33.961	11	1:52.992	35.816	38.328	38.848	184.6	26:50.664	
6	1:52.530	35.957	37.736	38.837	185.3	12:26.491	12	1:52.112	35.284	38.062	38.766	186.0	28:42.776	
7	2:00.545 B	35.487	38.694	46.364	173.0	14:27.036	13	1:52.797	35.098	38.523	39.176	184.9	30:35.573	
8	4:04.631	2:35.504	43.869	45.258	85.3	18:31.667								
9	2:01.165	37.053	39.167	44.945	172.1	20:32.832	<b>74</b>	<b>Victor BLUGEON</b> FRA						
10	1:52.507	35.594	38.026	38.887	185.4	22:25.339		ABM						
11	1:51.792	35.279	38.010	38.503	186.6	24:17.131	1	2:54.063	1:22.788	45.996	45.279	113.4	2:54.063	
12	1:51.414	35.216	37.708	38.490	187.2	26:08.545	2	2:01.125	37.438	40.489	43.198	172.2	4:55.188	
13	1:51.540	35.191	37.831	38.518	187.0	28:00.085	3	1:51.869	35.403	38.164	38.302	186.4	6:47.057	
14	1:52.359	35.449	38.198	38.712	185.6	29:52.444	4	1:51.524	35.213	38.115	38.196	187.0	8:38.581	
15	1:59.941 B	35.267	38.152	46.522	173.9	31:52.385	5	1:51.294	35.116	37.882	38.296	187.4	10:29.875	
<b>55</b>	<b>Nicolas MISSLIN</b> MCO							6	2:01.122 B	35.593	38.184	47.345	172.2	12:30.997
	BWT Lechner Racing							7	8:22.405	6:49.817	44.652	47.936	41.5	20:53.402
1	2:20.267	53.562	43.168	43.537	140.7	2:20.267	8	2:09.102	38.980	41.129	48.993	161.5	23:02.504	
2	1:59.828	37.970	40.004	41.854	174.0	4:20.095	9	1:51.239	35.389	37.572	38.278	187.5	24:53.743	
3	1:51.634	35.230	38.006	38.398	186.8	6:11.729	10	1:50.941	35.098	37.531	38.312	188.0	26:44.684	
4	1:51.100	35.022	37.728	38.350	187.7	8:02.829	11	1:50.884	35.205	37.518	38.161	188.1	28:35.568	
5	1:51.331	35.252	37.558	38.521	187.3	9:54.160	12	2:01.952 B	35.248	37.896	48.808	171.0	30:37.520	
6	1:51.365	35.209	37.598	38.558	187.3	11:45.525								
7	2:03.733 B	35.518	38.615	49.600	168.5	13:49.258	<b>76</b>	<b>Raymond NARAC</b> FRA						
8	8:19.811	6:56.052	42.380	41.379	41.7	22:09.069		IMSA Performance						
9	2:00.127	36.639	39.856	43.632	173.6	24:09.196	1	2:59.731	1:27.469	45.866	46.396	109.8	2:59.731	
10	1:51.378	35.135	37.745	38.498	187.2	26:00.574	2	2:05.337	39.126	40.871	45.340	166.4	5:05.068	
11	1:55.866	35.058	38.780	42.028	180.0	27:56.440	3	1:53.121	35.581	38.669	38.871	184.4	6:58.189	
12	2:12.983 B	34.950	37.698	1:00.335	156.8	30:09.423	4	1:53.136	35.327	38.585	39.224	184.3	8:51.325	
<b>59</b>	<b>Maxence MAURICE</b> FRA							5	1:52.379	35.325	38.328	38.726	185.6	10:43.704
	IMSA Performance							6	2:01.947 B	35.302	38.357	48.288	171.0	12:45.651
1	2:58.606	1:24.212	48.481	45.913	110.5	2:58.606	7	6:23.237	4:43.854	50.322	49.061	54.4	19:08.888	
2	2:02.551	36.929	41.010	44.612	170.2	5:01.157	8	2:10.141	42.106	45.664	42.371	160.2	21:19.029	
3	1:54.237	35.490	39.286	39.461	182.6	6:55.394	9	1:52.775	35.500	38.269	39.006	184.9	23:11.804	
4	1:52.613	35.460	38.404	38.749	185.2	8:48.007	10	1:52.508	35.334	38.322	38.852	185.4	25:04.312	
5	1:51.899	35.170	38.072	38.657	186.4	10:39.906	11	1:52.372	35.074	38.422	38.876	185.6	26:56.684	
6	2:02.748 B	35.568	39.672	47.508	169.9	12:42.654	12	1:52.000	35.450	38.035	38.515	186.2	28:48.684	
7	5:20.648	3:49.278	45.441	45.929	65.0	18:03.302	13	2:10.002 B	35.173	42.397	52.432	160.4	30:58.686	
8	1:55.282	35.946	39.440	39.896	180.9	19:58.584								
9	1:54.619	35.565	38.865	40.189	181.9	21:53.203	<b>77</b>	<b>Tugdual RABREAU</b> FRA						
10	1:54.526	34.945	39.920	39.661	182.1	23:47.729		CLRT						
11	1:52.114	35.101	38.349	38.664	186.0	25:39.843	1	2:55.861	1:24.270	47.240	44.351	112.3	2:55.861	
12	1:52.457	35.374	38.037	39.046	185.4	27:32.300	2	2:00.426	36.263	41.652	42.511	173.2	4:56.287	
13	1:52.580	35.344	38.205	39.031	185.2	29:24.880	3	1:53.277	35.403	38.796	39.078	184.1	6:49.564	
14	2:16.006 B	35.950	43.007	57.049	153.3	31:40.886	4	1:53.468	35.781	38.714	38.973	183.8	8:43.032	
<b>73</b>	<b>Sébastien DUSSOLLIET</b> FRA							5	1:53.671	35.648	38.962	39.061	183.5	10:36.703
	ABM							6	1:53.282	35.462	38.759	39.061	184.1	12:29.985
1	3:02.751	1:30.502	47.116	45.133	108.0	3:02.751	7	2:02.234 B	35.453	40.089	46.692	170.6	14:32.219	
2	2:05.524	38.411	40.252	46.861	166.1	5:08.275	8	4:26.429	2:49.428	47.523	49.478	78.3	18:58.648	
3	1:53.554	35.481	38.777	39.296	183.7	7:01.829	9	1:55.494	36.215	39.186	40.093	180.6	20:54.142	
4	1:53.780	35.518	39.104	39.158	183.3	8:55.609	10	1:53.138	35.498	38.316	39.324	184.3	22:47.280	
							11	1:52.586	35.373	38.419	38.794	185.2	24:39.866	
							12	1:52.893	35.396	38.491	39.006	184.7	26:32.759	
							13	1:53.951	35.509	38.514	39.928	183.0	28:26.710	
							14	1:52.940	35.332	38.144	39.464	184.7	30:19.650	



### Porsche Carrera Cup France 4 Hours of Monza Qualifying

#### Sector Analysis

— Invalidated Lap    ■ Personal Best    ■ Session Best    B Crossing the pit lane

Lap	Time	Sector 1	Sector 2	Sector 3	Kph	Elapsed	Lap	Time	Sector 1	Sector 2	Sector 3	Kph	Elapsed
<b>99</b>	<b>Marvin KLEIN</b> FRA												
	CLRT												
1	2:21.277	56.102	42.373	42.802	139.7	2:21.277							
2	2:02.146	38.698	41.853	41.595	170.7	4:23.423							
3	2:01.781	37.404	41.894	42.483	171.2	6:25.204							
4	1:55.729	35.812	40.434	39.483	180.2	8:20.933							
5	1:50.670	34.974	37.592	38.104	188.4	10:11.603							
6	1:50.554	34.997	37.511	38.046	188.6	12:02.157							
7	1:59.314 <b>B</b>	34.955	37.700	46.659	174.8	14:01.471							
8	8:26.184	7:03.806	42.119	40.259	41.2	22:27.655							
9	1:57.463	36.138	40.418	40.907	177.5	24:25.118							
10	1:53.906	35.143	39.235	39.528	183.1	26:19.024							
11	<b>1:50.138</b>	<b>34.888</b>	<b>37.416</b>	<b>37.834</b>	189.4	28:09.162							
12	1:50.652	34.977	37.565	38.110	188.5	29:59.814							
13	2:00.498 <b>B</b>	35.015	37.755	47.728	173.1	32:00.312							
<b>911</b>	<b>Christophe LAPIERRE</b> FRA												
	Pierre Martinet by Alméras												
1	2:43.062	1:07.632	47.737	47.693	121.1	2:43.062							
2	2:00.059	36.652	40.597	42.810	173.7	4:43.121							
3	1:52.886	35.454	38.731	38.701	184.7	6:36.007							
4	1:51.626	34.990	38.143	38.493	186.8	8:27.633							
5	1:51.755	35.139	38.023	38.593	186.6	10:19.388							
6	1:51.463	34.964	38.095	38.404	187.1	12:10.851							
7	2:00.231 <b>B</b>	35.177	38.106	46.948	173.5	14:11.082							
8	7:23.525	5:54.844	44.598	44.083	47.0	21:34.607							
9	2:00.957	39.867	40.197	40.893	172.4	23:35.564							
10	1:51.303	34.958	38.087	38.258	187.4	25:26.867							
11	<b>1:50.972</b>	34.973	37.851	<b>38.148</b>	187.9	27:17.839							
12	1:51.497	<b>34.821</b>	<b>37.834</b>	38.842	187.0	29:09.336							
13	1:53.806	35.357	38.725	39.724	183.2	31:03.142							