EUROPEAN LE MANS SERIES

GOODYEAR 4 HOURS OF SILVERSTONE

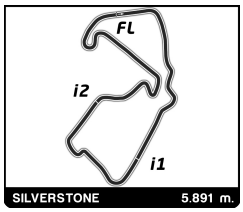

European Le Mans Series
Goodyear 4 Hours of Silverstone
Race

Sector Analysis

Lap under Red Flag | ~~Invalidated Lap~~ | Personal Best | Session Best | **B** Crossing the pit lane

3 — DKR Engineering
1.Georgios KOLOVOS 3.Felipe FRAGA 2.Laurents HÖRR
Oreca 07 - Gibson LMP2 Pro/Am

Lap	D	Time	Sector 1	Sector 2	Sector 3	T. Spd	Elapsed
1	1	3:00.761 B	1:23.914	35.510	1:01.337	236.3	3:00.761
2	1	5:02.285	2:04.058	1:10.256	1:47.971		8:03.046
3	1	4:24.956	1:32.581	1:09.639	1:42.736		12:28.002
4	1	2:25.104	44.862	39.282	1:00.960	214.3	14:53.106
5	1	2:51.115	41.262	53.475	1:16.378	138.3	17:44.221
6	1	2:42.124 B	45.078	35.000	1:22.046	231.8	20:26.345
7	2	24:45.607 B	...	1:08.969	1:56.368		45:11.952
8	2	31:47.112	...	36.664	1:18.195	242.2	1:16:59.064
9	2	2:01.937	35.386	33.403	53.148	268.7	1:19:01.001
10	2	2:02.169 B	33.574	31.360	57.235	247.1	1:21:03.170
11	2	2:09.614	51.012	28.781	49.821	274.1	1:23:12.784
12	2	2:03.483	35.330	30.061	58.092	272.7	1:25:16.267
13	2	3:11.570	1:14.647	48.763	1:08.160		1:28:27.837
14	2	22:02.493	1:02.081	39.743	...	125.9	1:50:30.330
15	2	3:13.261	1:03.266	57.907	1:12.088	148.4	1:53:43.591
16	2	3:20.874	54.980	1:00.838	1:25.056		1:57:04.465
17	2	3:21.303	1:12.112	46.483	1:22.708	154.5	2:00:25.768
18	2	2:29.718 B	41.076	34.601	1:14.041	213.0	2:02:55.486
19	1	3:51.203	2:24.628	32.940	53.635	211.4	2:06:46.689
20	1	2:03.476	37.658	32.342	53.476	226.4	2:08:50.165
21	1	1:52.279	33.699	30.260	48.320	271.4	2:10:42.444
22	1	1:50.263	32.335	29.006	48.922	272.7	2:12:32.707
23	1	1:54.061	33.245	31.845	48.971	272.0	2:14:26.768
24	1	1:50.434	32.427	29.314	48.693	272.0	2:16:17.202
25	1	1:50.307	32.666	29.118	48.523	273.4	2:18:07.509
26	1	1:49.454	32.173	29.036	48.245	274.8	2:19:56.963
27	1	1:50.343	32.110	29.344	48.889	274.1	2:21:47.306
28	1	1:51.484	33.035	29.353	49.096	272.0	2:23:38.790
29	1	1:49.857	31.827	29.144	48.886	274.1	2:25:28.647
30	1	1:51.578	32.315	29.761	49.502	274.8	2:27:20.225
31	1	1:50.234	32.207	29.460	48.567	274.1	2:29:10.459
32	1	1:50.993	33.201	29.274	48.518	274.1	2:31:01.452
33	1	1:51.246	32.400	29.468	49.378	274.1	2:32:52.698
34	1	1:54.594	34.339	31.098	49.157	274.1	2:34:47.292
35	1	1:51.430	32.675	29.449	49.306	269.3	2:36:38.722
36	1	1:49.802	32.164	29.282	48.356	272.7	2:38:28.524
37	1	1:51.177	32.076	29.067	50.034	274.1	2:40:19.701
38	1	1:53.468	32.803	30.106	50.559	275.5	2:42:13.169
39	1	1:56.244	34.573	30.142	51.529	272.7	2:44:09.413
40	1	1:55.704	34.515	30.302	50.887	274.1	2:46:05.117
41	1	1:56.958 B	32.748	29.706	54.504	274.8	2:48:02.075
42	2	2:55.291	1:37.277	29.121	48.893	272.7	2:50:57.366
43	2	1:48.298	31.815	28.642	47.841	274.1	2:52:45.664
44	2	1:48.074	31.692	28.658	47.724	275.5	2:54:33.738
45	2	1:48.877	31.875	28.314	48.688	272.0	2:56:22.615
46	2	1:48.992	31.614	28.819	48.559	274.8	2:58:11.607
47	2	1:49.224	32.162	28.964	48.098	274.1	3:00:00.831
48	2	1:50.810	32.628	29.358	48.824	273.4	3:01:51.641
49	2	1:54.801	34.364	30.356	50.081	275.5	3:03:46.442
50	2	1:51.919	32.998	29.610	49.311	275.5	3:05:38.361
51	2	1:51.590	33.202	28.817	49.571	272.7	3:07:29.951
52	2	1:49.173	32.663	28.673	47.837	275.5	3:09:19.124
53	2	1:48.319	31.758	28.761	47.800	274.1	3:11:07.443
54	2	1:51.613	31.631	29.440	50.542	274.1	3:12:59.056
55	2	2:06.751	36.074	33.525	57.152	268.0	3:15:05.807
56	2	2:22.544 B	39.127	36.817	1:06.600	266.0	3:17:28.351
57	2	3:28.129	2:01.763	33.051	53.315	261.5	3:20:56.480
58	2	2:01.881	35.781	33.021	53.079	269.3	3:22:58.361
59	2	2:01.081	35.456	32.356	53.269	268.0	3:24:59.442
60	2	2:01.268	35.282	32.137	53.849	267.3	3:27:00.710
61	2	2:01.248	35.294	32.202	53.752	268.0	3:29:01.958
62	2	2:02.198	34.818	33.339	54.041	270.7	3:31:04.156
63	2	2:03.439	35.123	33.657	54.659	269.3	3:33:07.595
64	2	2:03.203	35.589	32.995	54.619	270.7	3:35:10.798
65	2	2:05.347	35.798	33.422	56.127	268.7	3:37:16.145
66	2	2:04.628	36.433	33.334	54.861	269.3	3:39:20.773
67	2	2:10.522 B	38.039	33.598	58.885	269.3	3:41:31.295
68	3	3:02.095	1:30.533	34.769	56.793	240.0	3:44:33.390
69	3	2:10.038	39.231	34.030	56.777	262.8	3:46:43.428
70	3	2:04.488	36.349	33.394	54.745	268.7	3:48:47.916
71	3	2:04.842	36.359	33.595	54.888	268.7	3:50:52.758
72	3	2:04.120	35.983	33.484	54.653	266.7	3:52:56.878
73	3	2:03.634	35.714	33.383	54.537	267.3	3:55:00.512
74	3	2:03.831	35.748	33.598	54.485	268.0	3:57:04.343
75	3	2:07.572	35.867	35.239	56.466	270.7	3:59:11.915
76	3	2:03.041	35.924	33.103	54.014	268.0	4:01:14.956
77	3	2:02.093	35.264	32.977	53.852	270.0	4:03:17.049
78	3	2:02.676	35.019	33.088	54.569	270.7	4:05:19.725
79	3	2:02.789	34.860	33.198	54.731	270.0	4:07:22.514
80	3	2:02.167	35.120	33.154	53.893	267.3	4:09:24.681
81	3	2:02.972	35.001	33.176	54.795	267.3	4:11:27.653
82	3	2:05.167	35.449	33.733	55.985	269.3	4:13:32.820
83	3	~~2:02.622~~	34.973	~~33.289~~	54.360	272.0	4:15:35.442
84	3	2:02.987	34.934	33.481	54.572	270.7	4:17:38.429
85	3	2:02.916	34.984	33.359	54.573	269.3	4:19:41.345
86	3	2:03.423	36.033	33.207	54.183	270.7	4:21:44.768
87	3	2:03.350	34.809	33.608	54.933	270.7	4:23:48.118
88	3	2:07.793 B	35.100	33.516	59.177	270.7	4:25:55.911
89	3	2:56.522	1:27.263	33.585	55.674	266.0	4:28:52.433
90	3	2:56.133	36.760	35.104	1:44.269	270.0	4:31:48.566
91	3	3:31.885	1:32.621	1:02.905	56.359		4:35:20.451

4 — DKR Engineering
1.Antti RAMMO 3.Mikkel Gaarde PEDERSEN 2.Wyatt BRICHACEK
Ginetta G61-LT-P325-EVO - Toyota LMP3

Lap	D	Time	Sector 1	Sector 2	Sector 3	T. Spd	Elapsed
1	1	2:17.430	48.695	34.075	54.660	247.1	2:17.430
2	1	3:40.275	47.264	1:07.696	1:45.315		5:57.705
3	1	4:24.256	1:31.988	1:07.623	1:44.645		10:21.961
4	1	3:19.600	1:31.754	50.930	56.916		13:41.561
5	1	3:30.760	1:19.926	59.488	1:11.346		17:12.321
6	1	2:50.081	44.284	36.045	1:29.752	177.6	20:02.402
7	1	1:59.909	36.168	31.607	52.134	247.7	22:02.311
8	1	1:59.032	35.887	31.356	51.789	244.3	24:01.343
9	1	1:58.606	35.740	31.185	51.681	246.6	25:59.949

EUROPEAN LE MANS SERIES

GOODYEAR 4 HOURS OF SILVERSTONE

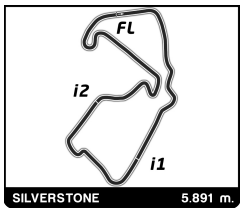

European Le Mans Series
Goodyear 4 Hours of Silverstone
Race

Sector Analysis

Lap under Red Flag | ~~Invalidated Lap~~ | Personal Best | Session Best | **B** Crossing the pit lane

Lap	D	Time	Sector 1	Sector 2	Sector 3	T. Spd	Elapsed
10	1	1:59.311	35.770	31.239	52.302	249.4	27:59.260
11	1	1:58.837	35.653	31.218	51.966	248.3	29:58.097
12	1	1:58.154	35.504	31.056	51.594	250.0	31:56.251
13	1	1:58.793	35.547	31.167	52.079	248.3	33:55.044
14	1	1:58.078	35.306	31.310	51.462	248.3	35:53.122
15	1	2:02.722	35.901	31.408	55.413	247.7	37:55.844
16	1	4:56.669	1:24.018	1:08.580	2:24.071		42:52.513
17	1	30:09.652	...	58.705	1:16.155		1:13:02.165
18	1	3:33.375	53.002	37.622	2:02.751	184.9	1:16:35.540
19	1	2:02.717	37.368	32.297	53.052	247.1	1:18:38.257
20	1	1:59.909	36.272	31.568	52.069	247.7	1:20:38.166
21	1	1:58.776	35.645	31.456	51.675	248.8	1:22:36.942
22	1	1:58.632	35.643	31.268	51.721	247.1	1:24:35.574
23	1	2:35.798	47.321	48.506	59.971		1:27:11.372
24	1	4:07.406	1:08.882	54.868	2:03.656		1:31:18.778
25	1	21:56.624	...	57.905	1:11.626		1:53:15.402
26	1	3:21.396	57.715	59.718	1:23.963		1:56:36.798
27	1	3:28.758 **B**	1:08.951	56.095	1:23.712		2:00:05.556
28	1	3:45.978	2:16.575	34.452	54.951	204.5	2:03:51.534
29	1	2:06.286	39.312	33.391	53.583	227.8	2:05:57.820
30	1	2:22.501	47.926	33.646	1:00.929	144.4	2:08:20.321
31	1	2:03.007	38.611	31.674	52.722	246.0	2:10:23.328
32	1	2:00.917	36.846	31.746	52.325	244.3	2:12:24.245
33	1	1:59.506	36.074	31.621	51.811	245.5	2:14:23.751
34	1	2:01.395	35.879	31.995	53.521	249.4	2:16:25.146
35	1	1:58.790	35.763	31.377	51.650	247.1	2:18:23.936
36	1	1:58.474	35.469	31.202	51.803	249.4	2:20:22.410
37	1	2:01.347	35.942	31.956	53.449	250.0	2:22:23.757
38	1	2:00.077	35.831	31.438	52.808	247.1	2:24:23.834
39	1	1:59.103	35.979	31.358	51.766	248.3	2:26:22.937
40	1	1:59.442	35.645	31.477	52.320	246.0	2:28:22.379
41	1	1:58.735	35.780	31.343	51.612	247.1	2:30:21.114
42	1	1:58.670	35.575	31.202	51.893	249.4	2:32:19.784
43	1	1:58.959	35.710	31.240	52.009	244.9	2:34:18.743
44	1	~~2:01.660~~	~~37.157~~	32.330	52.173	244.3	2:36:20.403
45	1	1:59.662	35.767	31.632	52.263	248.3	2:38:20.065
46	1	1:59.734	36.046	31.348	52.340	248.3	2:40:19.799
47	1	2:00.399	36.114	32.026	52.259	250.6	2:42:20.198
48	1	2:00.588	36.619	31.644	52.325	246.0	2:44:20.786
49	1	1:59.760	35.979	31.373	52.408	244.9	2:46:20.546
50	1	2:01.444	37.080	32.013	52.351	244.3	2:48:21.990
51	1	2:00.343	36.053	32.119	52.171	248.3	2:50:22.333
52	1	~~2:03.224~~	36.535	~~33.405~~	53.284	251.7	2:52:25.557
53	1	1:59.526	36.109	31.421	51.996	246.6	2:54:25.083
54	1	~~1:59.856~~	36.002	~~31.298~~	52.556	251.2	2:56:24.939
55	1	2:00.571	36.110	31.691	52.770	248.3	2:58:25.510
56	1	2:03.981	36.343	33.304	54.334	246.6	3:00:29.491
57	1	2:04.763	37.339	32.494	54.930	249.4	3:02:34.254
58	1	2:06.490	37.357	33.858	55.275	244.9	3:04:40.744
59	1	2:04.240	38.461	32.577	53.202	246.0	3:06:44.984
60	1	2:07.523 **B**	36.735	32.404	58.384	246.0	3:08:52.507
61	3	3:49.880	2:20.663	33.166	56.051	246.6	3:12:42.387
62	3	2:17.429	39.335	36.129	1:01.965	246.0	3:14:59.816
63	3	2:27.563 **B**	42.342	37.664	1:07.557	242.7	3:17:27.379
64	3	3:18.986	1:43.930	36.249	58.807	239.5	3:20:46.365
65	3	2:10.805	39.116	34.879	56.810	242.7	3:22:57.170
66	3	2:10.562	39.021	34.667	56.874	245.5	3:25:07.732
67	3	~~2:10.763~~	38.744	34.285	~~57.734~~	243.2	3:27:18.495
68	3	2:10.683	38.810	34.620	57.253	247.1	3:29:29.178
69	3	2:10.726	38.966	34.694	57.066	239.5	3:31:39.904
70	3	2:11.439	38.850	34.864	57.725	243.8	3:33:51.343
71	3	2:13.450	39.586	35.814	58.050	240.0	3:36:04.793
72	3	2:12.485	39.350	35.252	57.883	242.2	3:38:17.278
73	3	2:14.280	39.484	35.537	59.259	242.7	3:40:31.558
74	3	2:13.692	39.686	35.632	58.374	244.9	3:42:45.250
75	3	2:13.194	39.662	35.771	57.761	242.2	3:44:58.444
76	3	2:14.334	39.603	36.108	58.623	242.7	3:47:12.778
77	3	2:13.780	39.809	35.594	58.377	241.6	3:49:26.558
78	3	2:13.671	40.073	35.736	57.862	243.2	3:51:40.229
79	3	2:15.203	40.753	36.231	58.219	239.5	3:53:55.432
80	3	2:14.295	39.562	35.845	58.888	242.7	3:56:09.727
81	3	2:13.466	39.827	35.729	57.910	242.7	3:58:23.193
82	3	2:14.131	40.219	36.091	57.821	244.9	4:00:37.324
83	3	2:18.406 **B**	40.140	35.777	1:02.489	243.2	4:02:55.730
84	2	3:12.392	1:35.974	37.158	59.260	241.6	4:06:08.122
85	2	2:17.667	40.492	36.789	1:00.386	240.5	4:08:25.789
86	2	2:16.569	40.585	36.730	59.254	242.2	4:10:42.358
87	2	2:16.366	40.477	36.916	58.973	241.6	4:12:58.724
88	2	2:15.691	40.661	36.371	58.659	241.1	4:15:14.415
89	2	2:15.507	40.059	36.384	59.064	241.1	4:17:29.922
90	2	2:15.037	39.923	36.294	58.820	240.5	4:19:44.959
91	2	2:15.391	39.951	36.340	59.100	244.9	4:22:00.350
92	2	2:15.987	40.478	36.678	58.831	242.7	4:24:16.337
93	2	2:17.454	40.600	37.054	59.800	242.7	4:26:33.791
94	2	2:15.825	40.113	36.506	59.206	245.5	4:28:49.616
95	2	3:09.701	40.840	44.524	1:44.337	246.0	4:31:59.317
96	2	3:30.053	1:30.996	57.447	1:01.610		4:35:29.370

8 **Team Virage** — Ligier JS P325 - Toyota — LMP3
1.Julien GERBI
2.Daniel NOGALES
3.Rik KOEN

Lap	D	Time	Sector 1	Sector 2	Sector 3	T. Spd	Elapsed
1	1	2:20.360	47.760	33.605	58.995	245.5	2:20.360
2	1	3:47.385 **B**	53.406	1:08.061	1:45.918		6:07.745
3	1	5:51.587	2:57.771	1:08.250	1:45.566		11:59.332
4	1	2:37.864	59.228	37.874	1:00.762	219.1	14:37.196
5	1	3:02.469	51.112	57.027	1:14.330	140.8	17:39.665
6	1	2:40.422	46.786	34.960	1:18.676	240.5	20:20.087
7	1	2:03.746	37.238	33.092	53.416	248.3	22:23.833
8	1	2:01.497	37.159	31.713	52.625	247.1	24:25.330
9	1	2:02.054	36.411	32.321	53.322	250.0	26:27.384
10	1	2:00.854	36.924	31.298	52.632	247.7	28:28.238
11	1	2:02.293	36.814	31.981	53.498	250.0	30:30.531
12	1	2:02.457	37.614	32.385	52.458	248.3	32:32.988
13	1	2:00.993	36.087	31.799	53.107	249.4	34:33.981
14	1	1:59.070	35.645	31.128	52.297	250.6	36:33.051
15	1	2:26.454	35.575	34.251	1:16.628	247.7	38:59.505
16	1	31:17.035	51.246	1:01.930	...	170.1	1:10:16.540

EUROPEAN LE MANS SERIES

GOODYEAR 4 HOURS OF SILVERSTONE

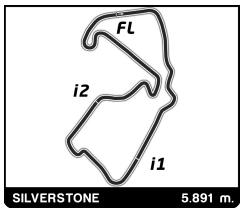

European Le Mans Series
Goodyear 4 Hours of Silverstone
Race

Sector Analysis

Lap under Red Flag | ~~Invalidated Lap~~ | Personal Best | Session Best | **B** Crossing the pit lane

Lap	D	Time	Sector 1	Sector 2	Sector 3	T. Spd	Elapsed
17	1	3:13.802	1:03.280	56.433	1:14.089		1:13:30.342
18	1	3:15.808	49.855	38.963	1:46.990	139.2	1:16:46.150
19	1	2:02.289	37.829	31.628	52.832	246.0	1:18:48.439
20	1	1:58.409	35.807	31.085	51.517	247.7	1:20:46.848
21	1	1:57.862	35.527	31.015	51.320	249.4	1:22:44.710
22	1	1:57.964	35.212	31.191	51.561	249.4	1:24:42.674
23	1	2:56.922	1:11.452	42.159	1:03.311		1:27:39.596
24	1	4:12.306	1:12.343	42.432	2:17.531		1:31:51.902
25	1	21:32.750	...	57.528	1:12.184		1:53:24.652
26	1	3:22.154	57.113	1:01.452	1:23.589	122.3	1:56:46.806
27	1	3:23.301	1:10.008	52.422	1:20.871	174.8	2:00:10.107
28	1	2:36.367	42.941	39.572	1:13.854	224.5	2:02:46.474
29	1	2:42.835 **B**	51.683	42.166	1:08.986	190.8	2:05:29.309
30	1	3:41.614	2:16.962	32.043	52.609	243.2	2:09:10.923
31	1	1:58.861	35.749	31.412	51.700	245.5	2:11:09.784
32	1	1:57.904	35.340	31.099	51.465	246.6	2:13:07.688
33	1	1:57.301	35.047	30.776	51.478	247.7	2:15:04.989
34	1	1:59.223	35.408	31.410	52.405	247.1	2:17:04.212
35	1	2:00.022	36.506	31.446	52.070	246.6	2:19:04.234
36	1	1:57.939	35.701	30.927	51.311	248.8	2:21:02.173
37	1	1:58.763	35.427	31.897	51.439	248.8	2:23:00.936
38	1	1:57.395	35.009	30.978	51.408	248.3	2:24:58.331
39	1	1:59.148	35.816	32.040	51.292	249.4	2:26:57.479
40	1	1:59.618	35.221	32.366	52.031	249.4	2:28:57.097
41	1	1:56.998	35.215	30.803	50.980	247.1	2:30:54.095
42	1	1:58.888	34.960	31.216	52.712	250.0	2:32:52.983
43	1	2:00.976	36.481	32.054	52.441	249.4	2:34:53.959
44	1	2:00.586	35.903	32.393	52.290	250.0	2:36:54.545
45	1	1:58.740	35.933	31.453	51.354	249.4	2:38:53.285
46	1	2:03.001 **B**	35.410	31.536	56.055	249.4	2:40:56.286
47	2	3:13.127	1:49.848	31.343	51.936	247.1	2:44:09.413
48	2	1:58.993	36.298	30.934	51.761	247.1	2:46:08.406
49	2	~~1:59.331~~	35.370	~~31.817~~	52.144	250.6	2:48:07.737
50	2	1:57.532	35.171	31.022	51.339	247.7	2:50:05.269
51	2	1:57.353	35.019	30.919	51.415	250.0	2:52:02.622
52	2	1:59.969	35.102	32.115	52.752	251.7	2:54:02.591
53	2	1:59.099	36.210	31.236	51.653	248.8	2:56:01.690
54	2	1:58.686	35.476	31.552	51.658	250.0	2:58:00.376
55	2	2:00.098	35.523	31.912	52.663	246.0	3:00:00.474
56	2	2:02.655	36.435	32.254	53.966	248.3	3:02:03.129
57	2	2:02.049	36.476	31.920	53.653	249.4	3:04:05.178
58	2	2:01.162	36.443	31.891	52.828	246.6	3:06:06.340
59	2	1:59.389	35.759	31.191	52.439	246.6	3:08:05.729
60	2	1:59.878	35.446	31.114	53.318	249.4	3:10:05.607
61	2	2:01.922	36.237	31.998	53.687	248.3	3:12:07.529
62	2	2:09.785	36.629	34.258	58.898	246.6	3:14:17.314
63	2	2:24.194 **B**	40.596	36.911	1:06.687	243.2	3:16:41.508
64	2	3:17.691	1:45.784	34.593	57.314	242.2	3:19:59.199
65	2	2:12.944	39.132	35.548	58.264	243.8	3:22:12.143
66	2	2:14.018	39.798	35.600	58.620	242.7	3:24:26.161
67	2	2:14.030	39.993	35.719	58.318	242.2	3:26:40.191
68	2	2:13.337	39.445	35.583	58.309	242.7	3:28:53.528
69	2	2:12.648	39.124	35.380	58.144	242.2	3:31:06.176
70	2	2:12.708	38.634	35.482	58.592	242.7	3:33:18.884
71	2	2:14.865	39.783	35.893	59.189	242.7	3:35:33.749
72	2	2:14.838	39.658	36.119	59.061	242.2	3:37:48.587
73	2	2:16.329	40.064	36.685	59.580	242.7	3:40:04.916
74	2	2:15.785	39.872	36.318	59.595	242.7	3:42:20.701
75	2	2:23.113 **B**	40.375	37.002	1:05.736	242.2	3:44:43.814
76	3	3:31.217	1:57.941	36.040	57.236	236.3	3:48:15.031
77	3	2:11.773	38.952	35.470	57.351	243.2	3:50:26.804
78	3	2:11.385	39.060	34.976	57.349	242.2	3:52:38.189
79	3	2:12.229	39.659	35.245	57.325	242.7	3:54:50.418
80	3	2:14.041	39.437	35.962	58.642	242.7	3:57:04.459
81	3	2:13.092	39.882	35.457	57.753	242.7	3:59:17.551
82	3	2:14.033	39.376	35.682	58.975	243.8	4:01:31.584
83	3	2:15.155	39.927	36.026	59.202	246.0	4:03:46.739
84	3	2:13.922	39.534	35.809	58.579	244.9	4:06:00.661
85	3	2:13.388	39.256	35.891	58.241	243.2	4:08:14.049
86	3	2:14.082	39.711	36.235	58.136	243.2	4:10:28.131
87	3	2:15.129	40.164	35.970	58.995	242.7	4:12:43.260
88	3	2:13.814	39.494	36.233	58.087	241.6	4:14:57.074
89	3	2:14.285	39.881	35.897	58.507	242.7	4:17:11.359
90	3	2:14.324	39.499	36.002	58.823	242.2	4:19:25.683
91	3	2:14.297	39.541	35.990	58.766	243.2	4:21:39.980
92	3	2:14.236	39.409	36.203	58.624	243.2	4:23:54.216
93	3	2:15.334	39.478	36.638	59.218	243.2	4:26:09.550
94	3	2:14.985	39.772	36.205	59.008	244.3	4:28:24.535
95	3	2:50.426	40.393	36.458	1:33.575	242.7	4:31:14.961
96	3	3:49.171	1:31.047	1:07.465	1:10.659		4:35:04.132

9 **Iron Lynx - Proton** — Oreca 07 - Gibson, LMP2
1.Jonas RIED
2.Maceo CAPIETTO
3.Matteo CAIROLI

Lap	D	Time	Sector 1	Sector 2	Sector 3	T. Spd	Elapsed
1	1	1:53.880	35.686	29.622	48.572	273.4	1:53.880
2	1	2:56.821	31.884	39.807	1:45.130	277.6	4:50.701
3	1	4:24.668	1:31.568	1:07.889	1:45.211		9:15.369
4	1	4:09.123	1:31.749	1:08.152	1:29.222		13:24.492
5	1	3:30.558	1:20.254	58.281	1:12.023		16:55.050
6	1	2:54.994	44.283	38.182	1:32.529	236.8	19:50.044
7	1	1:47.874	31.907	28.549	47.418	275.5	21:37.918
8	1	1:46.267	31.279	28.128	46.860	275.5	23:24.185
9	1	1:45.849	31.070	28.006	46.773	277.6	25:10.034
10	1	1:45.935	31.063	28.196	46.676	276.9	26:55.969
11	1	1:45.765	31.003	28.004	46.758	277.6	28:41.734
12	1	1:51.526	31.215	30.349	49.962	279.1	30:33.260
13	1	~~1:53.957~~	~~34.492~~	29.277	50.188	271.4	32:27.217
14	1	1:49.882	33.980	28.517	47.385	274.1	34:17.099
15	1	1:47.434	31.322	29.123	46.989	279.1	36:04.533
16	1	1:52.800	31.003	28.053	53.744	277.6	37:57.333
17	1	4:57.913	1:23.346	1:08.875	2:25.692		42:55.246
18	1	30:07.708	...	58.797	1:16.220		1:13:02.954
19	1	3:32.863	52.914	37.597	2:02.352	179.7	1:16:35.817
20	1	1:48.433	32.695	28.698	47.040	274.8	1:18:24.250
21	1	1:45.804	30.925	28.210	46.669	276.9	1:20:10.054
22	1	1:45.466	30.827	27.994	46.645	279.1	1:21:55.520
23	1	1:46.038	30.875	28.412	46.751	279.1	1:23:41.558

EUROPEAN LE MANS SERIES

GOODYEAR 4 HOURS OF SILVERSTONE

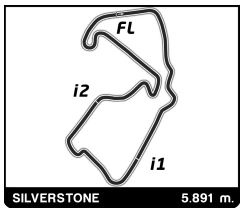

European Le Mans Series
Goodyear 4 Hours of Silverstone
Race

Sector Analysis

Lap under Red Flag | ~~Invalidated Lap~~ | Personal Best | Session Best | **B** Crossing the pit lane

Lap	D	Time	Sector 1	Sector 2	Sector 3	T. Spd	Elapsed
24	1	1:59.911 B	30.758	27.933	1:01.220	277.6	1:25:41.469
25	1	5:33.489	1:58.690	1:13.030	2:21.769		1:31:14.958
26	1	21:58.757	...	57.198	1:13.076		1:53:13.715
27	1	3:21.431	57.395	59.518	1:24.518		1:56:35.146
28	1	3:29.229 B	1:08.661	56.835	1:23.733		2:00:04.375
29	3	3:02.063	1:41.417	30.347	50.299	232.8	2:03:06.438
30	3	2:30.004	45.859	39.075	1:05.070	159.5	2:05:36.442
31	3	2:33.338	52.749	30.460	1:10.129	177.6	2:08:09.780
32	3	1:51.840	33.777	28.717	49.346	272.0	2:10:01.620
33	3	1:47.444	32.099	28.269	47.076	276.2	2:11:49.064
34	3	1:45.915	30.963	28.052	46.900	279.1	2:13:34.979
35	3	1:46.251	31.286	28.188	46.777	276.2	2:15:21.230
36	3	~~1:45.897~~	31.102	~~28.143~~	46.652	277.6	2:17:07.127
37	3	1:48.265	32.937	28.351	46.977	276.2	2:18:55.392
38	3	1:48.728	31.239	28.818	48.671	279.8	2:20:44.120
39	3	~~1:49.382~~	32.061	~~28.981~~	48.340	281.2	2:22:33.502
40	3	1:47.038	31.372	28.315	47.351	277.6	2:24:20.540
41	3	1:46.135	31.026	28.219	46.890	279.1	2:26:06.675
42	3	1:47.215	31.008	28.797	47.410	277.6	2:27:53.890
43	3	1:46.760	30.974	28.608	47.178	279.1	2:29:40.650
44	3	1:46.125	31.413	28.087	46.625	277.6	2:31:26.775
45	3	1:46.419	31.115	28.425	46.879	274.8	2:33:13.194
46	3	1:47.878	32.905	28.035	46.938	272.0	2:35:01.072
47	3	~~1:49.815~~	32.052	~~29.838~~	47.925	277.6	2:36:50.887
48	3	1:47.026	32.017	28.164	46.845	279.1	2:38:37.913
49	3	1:49.384 B	31.157	28.111	50.116	278.4	2:40:27.297
50	3	2:48.938	1:33.211	28.880	46.847	272.7	2:43:16.235
51	3	1:47.116	31.107	28.337	47.672	276.2	2:45:03.351
52	3	1:48.989	31.806	29.184	47.999	277.6	2:46:52.340
53	3	1:46.734	31.140	28.424	47.170	276.9	2:48:39.074
54	3	1:47.176	31.178	28.396	47.602	275.5	2:50:26.250
55	3	1:47.478	31.908	28.436	47.134	274.1	2:52:13.728
56	3	1:49.271	32.448	28.260	48.563	274.1	2:54:02.999
57	3	1:48.057	32.253	28.571	47.233	278.4	2:55:51.056
58	3	1:47.354	31.476	28.828	47.050	276.2	2:57:38.410
59	3	1:51.197	32.787	29.421	48.989	276.2	2:59:29.607
60	3	1:53.167	32.549	29.992	50.626	275.5	3:01:22.774
61	3	~~1:52.260~~	~~33.196~~	29.560	49.504	276.9	3:03:15.034
62	3	1:52.197	33.044	29.237	49.916	275.5	3:05:07.231
63	3	1:51.595	33.004	29.700	48.891	279.1	3:06:58.826
64	3	1:49.139	31.724	28.869	48.546	277.6	3:08:47.965
65	3	1:50.899	33.506	29.346	48.047	274.8	3:10:38.864
66	3	2:14.952	32.348	29.308	1:13.296	278.4	3:12:53.816
67	3	2:12.658 B	36.222	33.634	1:02.802	272.7	3:15:06.474
68	2	3:21.429	1:54.047	33.235	54.147	261.5	3:18:27.903
69	2	2:01.308	36.523	32.137	52.648	268.7	3:20:29.211
70	2	1:59.509	34.645	31.927	52.937	273.4	3:22:28.720
71	2	2:02.034	35.361	32.341	54.332	271.4	3:24:30.754
72	2	2:00.602	35.052	32.546	53.004	270.0	3:26:31.356
73	2	2:02.067	36.391	32.918	52.758	274.1	3:28:33.423
74	2	1:59.365	34.881	31.976	52.508	268.0	3:30:32.788
75	2	2:01.020	35.414	32.658	52.948	268.0	3:32:33.808
76	2	2:00.566	34.807	32.608	53.151	269.3	3:34:34.374
77	2	2:01.607	34.729	32.682	54.196	270.7	3:36:35.981
78	2	2:06.464 B	35.388	32.613	58.463	268.7	3:38:42.445
79	2	2:17.694	52.186	32.408	53.100	268.0	3:41:00.139
80	2	2:02.052	35.129	33.137	53.786	272.7	3:43:02.191
81	2	2:01.641	35.192	32.839	53.610	269.3	3:45:03.832
82	2	2:01.876	35.268	33.328	53.280	268.0	3:47:05.708
83	2	2:02.564	35.538	32.796	54.230	270.0	3:49:08.272
84	2	2:02.001	35.500	32.795	53.706	268.7	3:51:10.273
85	2	~~2:02.672~~	35.002	33.059	~~54.611~~	268.7	3:53:12.945
86	2	2:01.041	34.829	32.732	53.480	271.4	3:55:13.986
87	2	2:01.766	35.152	33.744	52.870	270.0	3:57:15.752
88	2	2:01.300	35.237	32.819	53.244	268.7	3:59:17.052
89	2	2:06.937 B	36.538	33.106	57.293	264.7	4:01:23.989
90	2	3:08.711	1:41.026	33.417	54.268	270.0	4:04:32.700
91	2	2:01.944	35.281	33.054	53.609	270.0	4:06:34.644
92	2	2:01.887	35.431	33.127	53.329	269.3	4:08:36.531
93	2	2:03.420	35.754	33.183	54.483	269.3	4:10:39.951
94	2	2:02.271	35.243	33.271	53.757	270.0	4:12:42.222
95	2	2:02.334	35.172	33.124	54.038	268.7	4:14:44.556
96	2	2:02.336	35.395	33.326	53.615	268.0	4:16:46.892
97	2	2:02.251	35.300	33.241	53.710	266.7	4:18:49.143
98	2	2:02.336	35.399	33.120	53.817	270.0	4:20:51.479
99	2	2:02.930	35.672	33.258	54.000	268.7	4:22:54.409
100	2	2:02.863	35.397	33.055	54.411	270.7	4:24:57.272
101	2	2:04.298	36.114	33.613	54.571	270.7	4:27:01.570
102	2	~~2:03.392~~	35.838	~~33.564~~	53.990	270.0	4:29:04.962
103	2	3:10.404	35.744	48.990	1:45.670	270.7	4:32:15.366
104	2	3:23.261	1:31.846	52.973	58.442		4:35:38.627

10 **Vector Sport** — Oreca 07 - Gibson LMP2
1.Ryan CULLEN 2.Vladislav LOMKO 3.Pietro FITTIPALDI

Lap	D	Time	Sector 1	Sector 2	Sector 3	T. Spd	Elapsed
1	1	2:00.765	38.962	31.187	50.616	273.4	2:00.765
2	1	3:03.442	32.166	46.763	1:44.513	276.2	5:04.207
3	1	4:23.514 B	1:31.127	1:07.688	1:44.699		9:27.721
4	1	4:07.240	1:49.177	1:06.986	1:11.077		13:34.961
5	1	3:31.259	1:20.195	58.969	1:12.095		17:06.220
6	1	2:49.399	45.209	36.229	1:27.961	155.8	19:55.619
7	1	1:50.593	32.762	29.168	48.663	277.6	21:46.212
8	1	1:49.367	32.441	28.969	47.957	279.8	23:35.579
9	1	1:48.582	31.611	28.506	48.465	277.6	25:24.161
10	1	1:47.191	31.833	28.199	47.159	278.4	27:11.352
11	1	1:47.100	31.532	28.249	47.319	279.1	28:58.452
12	1	1:47.896	31.695	28.872	47.329	279.1	30:46.348
13	1	1:50.649	32.043	29.765	48.841	275.5	32:36.997
14	1	1:48.836	31.596	29.028	48.212	276.9	34:25.833
15	1	1:48.273	32.195	28.629	47.449	279.8	36:14.106
16	1	1:57.784	31.170	28.209	58.405	277.6	38:11.890
17	1	5:03.806	1:14.229	1:09.757	2:39.820		43:15.696
18	1	29:54.730	...	58.417	1:16.732		1:13:10.426
19	1	3:28.611	53.036	36.442	1:59.133	151.3	1:16:39.037
20	1	1:49.184	33.049	28.974	47.161	274.1	1:18:28.221
21	1	1:46.469	31.454	28.203	46.812	277.6	1:20:14.690
22	1	1:45.775	31.034	28.084	46.657	277.6	1:22:00.465

EUROPEAN LE MANS SERIES

GOODYEAR 4 HOURS OF SILVERSTONE

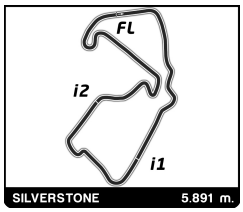

European Le Mans Series
Goodyear 4 Hours of Silverstone
Race

Sector Analysis

Lap under Red Flag | ~~Invalidated Lap~~ | Personal Best | Session Best | **B** Crossing the pit lane

Lap	D	Time	Sector 1	Sector 2	Sector 3	T. Spd	Elapsed
23	1	1:45.971	31.058	27.931	46.982	277.6	1:23:46.436
24	1	1:59.517	30.877	27.939	1:00.701	279.1	1:25:45.953
25	1	4:41.765	1:33.997	1:06.126	2:01.642		1:30:27.718
26	1	22:39.212	...	56.562	1:12.785		1:53:06.930
27	1	3:24.574	59.630	59.838	1:25.106		1:56:31.504
28	1	3:28.385 **B**	1:08.692	56.721	1:22.972		1:59:59.889
29	2	2:54.896	1:35.123	29.569	50.204	262.8	2:02:54.785
30	2	2:36.815	50.816	39.873	1:06.126	175.3	2:05:31.600
31	2	2:35.533	47.791	35.155	1:12.587	217.7	2:08:07.133
32	2	1:50.535	33.086	29.448	48.001	277.6	2:09:57.668
33	2	1:45.492	31.146	27.930	46.416	276.2	2:11:43.160
34	2	~~1:45.212~~	30.830	~~27.807~~	46.575	277.6	2:13:28.372
35	2	1:45.401	30.902	27.785	46.714	276.9	2:15:13.773
36	2	~~1:47.490~~	30.892	~~28.104~~	48.494	279.1	2:17:01.263
37	2	1:46.509	31.067	28.336	47.106	279.1	2:18:47.772
38	2	1:49.499	32.156	28.419	48.924	277.6	2:20:37.271
39	2	1:46.009	30.738	27.870	47.401	277.6	2:22:23.280
40	2	1:44.966	30.467	27.917	46.582	278.4	2:24:08.246
41	2	1:46.170	30.507	27.931	47.732	278.4	2:25:54.416
42	2	1:46.503	30.740	28.252	47.511	278.4	2:27:40.919
43	2	1:47.316	30.952	28.016	48.348	277.6	2:29:28.235
44	2	1:45.720	30.620	28.207	46.893	278.4	2:31:13.955
45	2	1:47.540	31.407	28.675	47.458	277.6	2:33:01.495
46	2	1:49.776	31.610	29.117	49.049	275.5	2:34:51.271
47	2	1:46.282	31.213	27.936	47.133	278.4	2:36:37.553
48	2	1:45.090	30.476	27.928	46.686	279.1	2:38:22.643
49	2	1:47.837	31.421	28.627	47.789	278.4	2:40:10.480
50	2	1:50.235 **B**	30.747	28.366	51.122	276.9	2:42:00.715
51	2	3:01.546	1:44.792	28.603	48.151	276.2	2:45:02.261
52	2	1:48.401	32.165	29.130	47.106	276.9	2:46:50.662
53	2	1:46.835	31.100	28.286	47.449	276.9	2:48:37.497
54	2	1:47.708	31.218	28.379	48.111	277.6	2:50:25.205
55	2	1:49.394	32.916	29.027	47.451	278.4	2:52:14.599
56	2	1:49.374	32.248	28.484	48.642	277.6	2:54:03.973
57	2	1:48.150	32.080	28.745	47.325	277.6	2:55:52.123
58	2	1:47.911	32.058	28.370	47.483	274.8	2:57:40.034
59	2	1:50.616	31.853	29.218	49.545	275.5	2:59:30.650
60	2	1:52.293	31.898	30.328	50.067	275.5	3:01:22.943
61	2	1:52.633	33.396	29.709	49.528	278.4	3:03:15.576
62	2	1:52.095	33.306	29.297	49.492	276.2	3:05:07.671
63	2	1:52.428	32.913	29.892	49.623	276.2	3:07:00.099
64	2	1:48.686	31.848	28.834	48.004	277.6	3:08:48.785
65	2	1:50.923	33.543	29.285	48.095	278.4	3:10:39.708
66	2	1:51.910	32.319	30.322	49.269	277.6	3:12:31.618
67	2	2:03.135	33.402	32.627	57.106	274.8	3:14:34.753
68	2	2:19.506 **B**	37.469	35.468	1:06.569	269.3	3:16:54.259
69	3	3:16.415	1:46.704	34.561	55.150	263.4	3:20:10.674
70	3	2:02.272	35.526	32.847	53.899	272.0	3:22:12.946
71	3	2:00.926	35.340	32.188	53.398	271.4	3:24:13.872
72	3	2:00.953	35.556	32.641	52.756	272.0	3:26:14.825
73	3	2:02.329	37.667	31.898	52.764	270.7	3:28:17.154
74	3	2:01.005	34.747	33.106	53.152	274.1	3:30:18.159
75	3	1:58.410	34.290	31.721	52.399	271.4	3:32:16.569
76	3	2:00.958	34.493	32.738	53.727	272.0	3:34:17.527
77	3	2:01.709	34.614	33.035	54.060	272.0	3:36:19.236
78	3	2:02.367	35.483	32.679	54.205	271.4	3:38:21.603
79	3	2:01.640	35.193	32.804	53.643	272.0	3:40:23.243
80	3	2:01.858	34.948	32.812	54.098	272.0	3:42:25.101
81	3	2:05.147	36.613	33.726	54.808	272.0	3:44:30.248
82	3	2:02.971	35.845	33.385	53.741	272.7	3:46:33.219
83	3	2:04.056	35.616	33.402	55.038	272.0	3:48:37.275
84	3	2:02.780	35.367	33.024	54.389	272.0	3:50:40.055
85	3	2:02.158	35.066	32.828	54.264	272.7	3:52:42.213
86	3	2:03.756	35.864	33.299	54.593	272.0	3:54:45.969
87	3	2:08.707 **B**	35.238	32.952	1:00.517	272.7	3:56:54.676
88	3	3:08.662	1:39.536	34.347	54.779	268.7	4:00:03.338
89	3	2:03.394	35.412	33.418	54.564	270.7	4:02:06.732
90	3	2:05.335	36.384	34.465	54.486	272.0	4:04:12.067
91	3	2:02.375	35.345	32.946	54.084	272.0	4:06:14.442
92	3	2:04.415	35.520	33.771	55.124	272.0	4:08:18.857
93	3	2:03.411	35.454	33.978	53.979	272.0	4:10:22.268
94	3	2:03.424	35.656	33.727	54.041	271.4	4:12:25.692
95	3	2:02.909	36.144	33.056	53.709	272.0	4:14:28.601
96	3	2:02.451	35.075	33.316	54.060	273.4	4:16:31.052
97	3	2:04.083	36.341	33.930	53.812	270.0	4:18:35.135
98	3	2:02.382	34.933	33.227	54.222	271.4	4:20:37.517
99	3	2:02.261	35.228	32.884	54.149	272.7	4:22:39.778
100	3	2:03.518	36.548	33.033	53.937	268.0	4:24:43.296
101	3	2:03.705	35.797	33.326	54.582	271.4	4:26:47.001
102	3	2:04.782	35.507	33.545	55.730	272.0	4:28:51.783
103	3	2:56.414	37.210	34.558	1:44.646	270.7	4:31:48.197
104	3	3:34.781	1:32.061	1:03.489	59.231		4:35:22.978

11 **Eurointernational** — Ligier JS P325 - Toyota, LMP3
1.Fabien MICHAL
2.Ian AGUILERA

Lap	D	Time	Sector 1	Sector 2	Sector 3	T. Spd	Elapsed
1	1	2:13.392	46.770	33.466	53.156	244.3	2:13.392
2	1	3:27.234	35.978	1:06.517	1:44.739	193.5	5:40.626
3	1	4:23.524 **B**	1:31.085	1:07.617	1:44.822		10:04.150
4	1	4:16.364	2:42.926	36.166	57.272	178.2	14:20.514
5	1	3:10.082	1:01.208	57.093	1:11.781		17:30.596
6	1	2:44.543	46.793	35.015	1:22.735	188.5	20:15.139
7	1	2:03.085	37.210	33.891	51.984	246.6	22:18.224
8	1	2:03.028	37.230	31.801	53.997	246.0	24:21.252
9	1	2:02.258	36.604	32.028	53.626	250.0	26:23.510
10	1	2:00.757	37.229	31.095	52.433	245.5	28:24.267
11	1	2:00.792	37.011	31.491	52.290	250.0	30:25.059
12	1	2:00.443	37.067	31.310	52.066	243.8	32:25.502
13	1	1:59.479	36.393	31.499	51.587	246.0	34:24.981
14	1	1:58.865	36.328	31.294	51.243	245.5	36:23.846
15	1	2:13.174	35.261	31.516	1:06.397	244.9	38:37.020
16	1	5:10.810	56.757	1:09.677	3:04.376		43:47.830
17	1	29:32.235	...	58.967	1:14.485	157.0	1:13:20.065
18	1	3:22.559	52.199	37.528	1:52.832		1:16:42.624
19	1	2:00.377	36.456	31.817	52.104	243.2	1:18:43.001
20	1	1:58.091	35.528	31.384	51.179	245.5	1:20:41.092
21	1	1:57.825	35.189	31.335	51.301	246.0	1:22:38.917

EUROPEAN LE MANS SERIES

GOODYEAR 4 HOURS OF SILVERSTONE

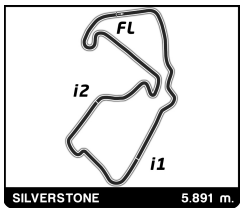

European Le Mans Series
Goodyear 4 Hours of Silverstone
Race

Sector Analysis

Lap under Red Flag | ~~Invalidated Lap~~ | Personal Best | Session Best | **B** Crossing the pit lane

Lap	D	Time	Sector 1	Sector 2	Sector 3	T. Spd	Elapsed
22	1	1:57.881	35.152	31.174	51.555	248.3	1:24:36.798
23	1	2:44.414	1:01.761	39.928	1:02.725	139.7	1:27:21.212
24	1	3:59.558	1:07.553	47.388	2:04.617	139.2	1:31:20.770
25	1	21:55.745	...	58.065	1:11.286	128.3	1:53:16.515
26	1	3:22.192	58.724	58.377	1:25.091		1:56:38.707
27	1	3:31.322	1:09.779	54.615	1:26.928	165.4	2:00:10.029
28	1	2:35.138	41.549	40.456	1:13.133	196.4	2:02:45.167
29	1	2:38.959	51.635	42.739	1:04.585	154.1	2:05:24.126
30	1	2:39.368	48.956	37.135	1:13.277	182.1	2:08:03.494
31	1	2:02.024	36.479	32.006	53.539	246.0	2:10:05.518
32	1	1:59.227	36.048	32.025	51.154	248.3	2:12:04.745
33	1	1:57.154	35.151	30.951	51.052	246.0	2:14:01.899
34	1	1:57.513	35.234	30.898	51.381	246.0	2:15:59.412
35	1	1:56.932	35.046	30.844	51.042	246.6	2:17:56.344
36	1	1:56.588	34.913	30.891	50.784	246.6	2:19:52.932
37	1	1:56.990	34.736	30.932	51.322	247.7	2:21:49.922
38	1	2:02.642 **B**	36.146	31.188	55.308	246.0	2:23:52.564
39	1	2:56.523	1:32.108	32.057	52.358	244.9	2:26:49.087
40	1	~~2:02.222~~	~~36.721~~	32.406	53.095	243.2	2:28:51.309
41	1	1:58.705	35.780	31.452	51.473	249.4	2:30:50.014
42	1	2:00.129	35.335	31.661	53.133	246.0	2:32:50.143
43	1	2:00.506	36.407	31.889	52.210	244.9	2:34:50.649
44	1	1:59.255	36.210	31.381	51.664	246.0	2:36:49.904
45	1	1:59.171	35.822	31.485	51.864	246.6	2:38:49.075
46	1	1:58.683	35.126	30.925	52.632	246.6	2:40:47.758
47	1	1:58.650	35.593	31.277	51.780	247.7	2:42:46.408
48	1	1:57.986	35.191	31.252	51.543	246.0	2:44:44.394
49	1	1:57.691	35.069	31.075	51.547	244.9	2:46:42.085
50	1	1:59.255	35.102	30.986	53.167	245.5	2:48:41.340
51	1	2:00.617	36.429	32.265	51.923	246.0	2:50:41.957
52	1	1:57.995	35.115	31.564	51.316	248.3	2:52:39.952
53	1	1:59.243	36.259	31.423	51.561	246.6	2:54:39.195
54	1	1:59.455	35.381	31.621	52.453	247.1	2:56:38.650
55	1	2:01.225	37.191	31.802	52.232	243.2	2:58:39.875
56	1	2:08.194 **B**	36.061	33.494	58.639	245.5	3:00:48.069
57	1	2:33.327	55.846	33.261	1:04.220	240.5	3:03:21.396
58	1	2:05.550	37.619	32.698	55.233	243.8	3:05:26.946
59	1	2:04.155	38.018	32.158	53.979	244.3	3:07:31.101
60	1	2:04.074 **B**	36.026	31.954	56.094	246.6	3:09:35.175
61	2	3:56.950	2:18.035	36.770	1:02.145	241.6	3:13:32.125
62	2	2:25.886	41.997	38.595	1:05.294	238.4	3:15:58.011
63	2	2:28.391	44.241	38.603	1:05.547	236.3	3:18:26.402
64	2	2:32.840 **B**	43.901	39.267	1:09.672	237.9	3:20:59.242
65	2	2:59.220	1:28.438	34.671	56.111	236.3	3:23:58.462
66	2	2:10.327	38.274	34.892	57.161	242.7	3:26:08.789
67	2	2:08.577	38.167	33.865	56.545	240.0	3:28:17.366
68	2	2:10.925	38.286	34.374	58.265	246.6	3:30:28.291
69	2	2:10.348	38.027	34.892	57.429	241.6	3:32:38.639
70	2	2:10.958	37.907	35.614	57.437	241.6	3:34:49.597
71	2	2:13.511	39.707	35.488	58.316	243.2	3:37:03.108
72	2	2:13.378	39.650	35.445	58.283	242.2	3:39:16.486
73	2	2:13.070	38.936	35.614	58.520	242.2	3:41:29.556
74	2	2:12.482	38.971	35.489	58.022	241.1	3:43:42.038
75	2	2:13.113	39.534	35.817	57.762	242.7	3:45:55.151
76	2	2:13.765	40.105	35.906	57.754	240.0	3:48:08.916
77	2	2:12.766	39.206	35.565	57.995	240.5	3:50:21.682
78	2	2:12.773	39.626	35.464	57.683	240.0	3:52:34.455
79	2	2:12.674	39.055	35.577	58.042	241.6	3:54:47.129
80	2	2:12.753	39.125	35.605	58.023	241.6	3:56:59.882
81	2	2:15.093	39.597	36.601	58.895	244.3	3:59:14.975
82	2	2:12.505	39.101	35.614	57.790	242.2	4:01:27.480
83	2	2:13.522	39.461	36.050	58.011	244.9	4:03:41.002
84	2	2:12.513	38.996	35.697	57.820	242.7	4:05:53.515
85	2	2:12.065	38.774	35.481	57.810	242.7	4:08:05.580
86	2	2:13.051	39.437	35.741	57.873	242.7	4:10:18.631
87	2	2:13.110	38.962	36.019	58.129	243.2	4:12:31.741
88	2	2:15.453	40.269	36.427	58.757	241.6	4:14:47.194
89	2	2:13.060	39.061	35.692	58.307	243.8	4:17:00.254
90	2	2:14.295	39.043	36.037	59.215	243.8	4:19:14.549
91	2	2:13.635	39.821	35.852	57.962	242.7	4:21:28.184
92	2	2:13.074	39.096	35.986	57.992	241.6	4:23:41.258
93	2	2:19.729 **B**	39.180	36.432	1:04.117	243.8	4:26:00.987
94	2	2:56.279	1:21.858	35.713	58.708	241.6	4:28:57.266
95	2	3:15.215	40.543	49.451	1:45.221	243.2	4:32:12.481
96	2	3:25.265	1:32.212	53.770	59.283		4:35:37.746

12 **WTM by Rinaldi Racing** — Duqueine D09 - Toyota, LMP3
1.Torsten KRATZ 2.Leonard WEISS 3.Griffin PEEBLES

Lap	D	Time	Sector 1	Sector 2	Sector 3	T. Spd	Elapsed
1	1	2:09.185	45.026	32.268	51.891	242.7	2:09.185
2	1	3:21.019	35.660	1:01.433	1:43.926	245.5	5:30.204
3	1	4:24.439 **B**	1:30.916	1:07.763	1:45.760		9:54.643
4	2	4:22.599	2:43.830	38.255	1:00.514	139.4	14:17.242
5	2	3:12.072	1:02.658	56.963	1:12.451		17:29.314
6	2	2:44.790	45.977	34.913	1:23.900	183.1	20:14.104
7	2	2:03.761	36.875	34.800	52.086	246.0	22:17.865
8	2	2:02.332	36.295	32.667	53.370	249.4	24:20.197
9	2	2:03.085	37.433	32.166	53.486	247.1	26:23.282
10	2	~~2:00.481~~	35.900	~~31.016~~	53.565	247.7	28:23.763
11	2	1:59.516	35.338	31.447	52.731	248.8	30:23.279
12	2	1:57.918	35.346	31.018	51.554	248.3	32:21.197
13	2	1:57.637	35.280	30.911	51.446	249.4	34:18.834
14	2	1:59.129	35.649	31.175	52.305	247.7	36:17.963
15	2	2:10.098	35.306	32.406	1:02.386	248.8	38:28.061
16	2	5:03.073	1:03.062	1:09.842	2:50.169		43:31.134
17	2	29:43.661	...	58.754	1:15.784		1:13:14.795
18	2	3:26.624	53.854	35.247	1:57.523	143.2	1:16:41.419
19	2	2:00.100	36.396	31.564	52.140	245.5	1:18:41.519
20	2	2:02.273 **B**	35.286	30.865	56.122	247.1	1:20:43.792

15 **RLR M Sport** — Ligier JS P325 - Toyota, LMP3
1.Michael JENSEN 2.Nick ADCOCK 3.Gillian HENRION

Lap	D	Time	Sector 1	Sector 2	Sector 3	T. Spd	Elapsed
1	1	2:15.770	46.695	33.984	55.091	248.3	2:15.770
2	1	3:40.992 **B**	47.661	1:07.696	1:45.635		5:56.762
3	1	5:52.967	3:00.614	1:07.777	1:44.576		11:49.729
4	1	2:42.804	1:04.451	38.969	59.384	193.9	14:32.533
5	1	3:04.037	54.807	57.099	1:12.131		17:36.570

EUROPEAN LE MANS SERIES

GOODYEAR 4 HOURS OF SILVERSTONE

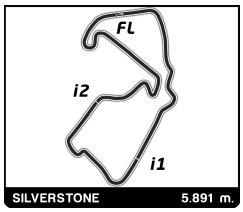

European Le Mans Series
Goodyear 4 Hours of Silverstone
Race

Sector Analysis

Lap under Red Flag | ~~Invalidated Lap~~ | Personal Best | Session Best | **B** Crossing the pit lane

Lap	D	Time	Sector 1	Sector 2	Sector 3	T. Spd	Elapsed
6	1	2:43.269	46.430	35.083	1:21.756	203.4	20:19.839
7	1	2:04.784	36.735	33.323	54.726	250.0	22:24.623
8	1	2:02.328	37.031	32.430	52.867	252.3	24:26.951
9	1	2:01.955	36.530	32.131	53.294	250.6	26:28.906
10	1	2:03.313	37.164	32.285	53.864	248.8	28:32.219
11	1	2:01.371	36.688	32.003	52.680	250.0	30:33.590
12	1	2:05.243	38.061	32.465	54.717	252.9	32:38.833
13	1	2:04.558	37.243	32.545	54.770	248.3	34:43.391
14	1	1:59.389	35.690	31.651	52.048	248.8	36:42.780
15	1	2:27.624	35.771	51.459	1:00.394	250.6	39:10.404
16	1	31:13.615	49.601	57.524	...	190.5	1:10:24.019
17	1	3:11.807	1:00.587	56.459	1:14.761		1:13:35.826
18	1	3:12.408	47.445	39.737	1:45.226	149.6	1:16:48.234
19	1	2:04.159	38.057	33.385	52.717	250.0	1:18:52.393
20	1	2:00.630	36.762	31.957	51.911	251.2	1:20:53.023
21	1	2:04.845 **B**	35.942	32.020	56.883	251.7	1:22:57.868
22	2	4:10.994 **B**	2:14.811	48.310	1:07.873		1:27:08.862
23	2	39:30.961	...	36.018	57.286	238.9	2:06:39.823
24	2	2:05.645	38.986	33.129	53.530	244.9	2:08:45.468
25	2	2:01.610	37.010	32.063	52.537	246.0	2:10:47.078
26	2	2:00.305	36.077	31.426	52.802	247.1	2:12:47.383
27	2	2:00.326	35.992	31.738	52.596	250.6	2:14:47.709
28	2	2:00.317	36.677	31.575	52.065	248.3	2:16:48.026
29	2	~~2:01.235~~	36.187	~~32.248~~	52.800	247.7	2:18:49.261
30	2	2:02.160	36.251	32.625	53.284	246.0	2:20:51.421
31	2	2:01.092	36.801	31.576	52.715	249.4	2:22:52.513
32	2	1:59.347	35.909	31.397	52.041	251.2	2:24:51.860
33	2	1:59.182	35.906	31.267	52.009	249.4	2:26:51.042
34	2	2:01.228	35.556	31.726	53.946	251.2	2:28:52.270
35	2	2:00.086	36.085	31.532	52.469	251.7	2:30:52.356
36	2	2:00.256	35.820	31.870	52.566	251.7	2:32:52.612
37	2	2:01.971	36.657	32.663	52.651	248.8	2:34:54.583
38	2	2:02.553	36.645	32.752	53.156	246.6	2:36:57.136
39	2	1:59.741	35.841	31.640	52.260	246.6	2:38:56.877
40	2	2:00.315	36.301	31.782	52.232	246.6	2:40:57.192
41	2	1:59.057	35.737	31.437	51.883	250.0	2:42:56.249
42	2	2:00.281	35.684	32.178	52.419	247.1	2:44:56.530
43	2	2:01.071	35.547	31.954	53.570	250.0	2:46:57.601
44	2	1:59.704	35.889	31.627	52.188	246.0	2:48:57.305
45	2	2:02.352	37.125	32.453	52.774	248.8	2:50:59.657
46	2	2:00.475	36.301	32.027	52.147	248.3	2:53:00.132
47	2	1:59.881	35.971	31.685	52.225	248.8	2:55:00.013
48	2	1:59.611	36.016	31.627	51.968	249.4	2:56:59.624
49	2	2:01.307	35.886	32.014	53.407	249.4	2:59:00.931
50	2	2:06.106	36.980	33.379	55.747	247.1	3:01:07.037
51	2	2:07.791	38.393	32.940	56.458	250.0	3:03:14.828
52	2	2:06.418	38.294	32.793	55.331	250.0	3:05:21.246
53	2	2:04.269	37.331	32.282	54.656	247.7	3:07:25.515
54	2	2:02.330	36.954	32.350	53.026	249.4	3:09:27.845
55	2	2:07.422 **B**	36.574	32.498	58.350	247.7	3:11:35.267
56	3	4:28.733 **B**	2:30.220	42.387	1:16.126	213.0	3:16:04.000
57	3	2:57.296	1:25.376	35.110	56.810	244.3	3:19:01.296
58	3	2:11.073	38.805	35.620	56.648	243.8	3:21:12.369
59	3	2:09.888	39.295	34.301	56.292	244.3	3:23:22.257
60	3	2:09.682	38.744	34.378	56.560	244.3	3:25:31.939
61	3	2:09.843	38.719	34.507	56.617	246.6	3:27:41.782
62	3	2:11.580	38.517	34.348	58.715	246.6	3:29:53.362
63	3	2:09.122	39.037	34.090	55.995	243.8	3:32:02.484
64	3	2:08.755	37.780	34.660	56.315	245.5	3:34:11.239
65	3	2:11.933	38.370	35.219	58.344	246.0	3:36:23.172
66	3	2:13.315	40.089	35.623	57.603	244.9	3:38:36.487
67	3	2:12.754	39.722	35.467	57.565	243.8	3:40:49.241
68	3	2:13.484	39.210	35.615	58.659	246.0	3:43:02.725
69	3	2:12.397	39.405	35.462	57.530	245.5	3:45:15.122
70	3	2:13.398	39.511	36.349	57.538	243.2	3:47:28.520
71	3	2:12.041	39.162	35.467	57.412	245.5	3:49:40.561
72	3	2:12.230	39.434	35.381	57.415	243.2	3:51:52.791
73	3	2:12.263	39.293	35.384	57.586	243.8	3:54:05.054
74	3	2:14.023	39.801	35.762	58.460	244.9	3:56:19.077
75	3	2:13.817	39.939	36.113	57.765	248.3	3:58:32.894
76	3	2:12.276	39.159	35.538	57.579	246.6	4:00:45.170
77	3	2:12.052	38.859	35.601	57.592	244.3	4:02:57.222
78	3	2:12.573	38.947	35.535	58.091	244.3	4:05:09.795
79	3	2:13.543	38.967	35.715	58.861	244.9	4:07:23.338
80	3	2:11.973	38.794	35.505	57.674	245.5	4:09:35.311
81	3	2:12.347	39.269	35.513	57.565	244.3	4:11:47.658
82	3	2:12.175	38.837	35.602	57.736	247.7	4:13:59.833
83	3	2:12.044	38.997	35.501	57.546	243.8	4:16:11.877
84	3	2:11.915	38.791	35.583	57.541	246.0	4:18:23.792
85	3	2:12.656	38.811	35.729	58.116	243.2	4:20:36.448
86	3	2:13.047	38.828	35.530	58.689	244.3	4:22:49.495
87	3	2:18.016 **B**	39.076	36.064	1:02.876	246.0	4:25:07.511
88	3	2:51.248	1:17.866	35.658	57.724	246.0	4:27:58.759
89	3	2:27.443	39.077	36.662	1:11.704	243.8	4:30:26.202
90	3	4:13.330	1:31.780	1:08.375	1:33.175		4:34:39.532

17 **CLX Motorsport** — Ligier JS P325 - Toyota, LMP3
1.Paul LANCHERE, 2.Adrien CLOSMENIL, 3.Theodor JENSEN

Lap	D	Time	Sector 1	Sector 2	Sector 3	T. Spd	Elapsed
1	1	2:11.153	45.584	33.429	52.140	243.8	2:11.153
2	1	3:25.808	36.028	1:05.386	1:44.394	220.9	5:36.961
3	1	4:24.362 **B**	1:31.116	1:07.451	1:45.795		10:01.323
4	1	4:16.924	2:44.561	35.144	57.219	194.2	14:18.247
5	1	3:11.767	1:02.537	56.890	1:12.340		17:30.014
6	1	2:44.644	46.377	34.949	1:23.318	178.8	20:14.658
7	1	2:05.871	36.762	35.659	53.450	248.3	22:20.529
8	1	2:00.834	35.696	31.557	53.581	248.8	24:21.363
9	1	2:02.266	36.979	32.861	52.426	252.9	26:23.629
10	1	2:01.759	37.908	32.171	51.680	246.0	28:25.388
11	1	2:00.662	37.359	31.742	51.561	247.7	30:26.050
12	1	2:01.318	36.439	32.686	52.193	224.1	32:27.368
13	1	1:59.655	36.464	30.930	52.261	251.2	34:27.023
14	1	1:58.367	35.485	31.661	51.221	249.4	36:25.390
15	1	2:17.061	35.894	32.345	1:08.822	247.1	38:42.451
16	1	31:21.897	54.799	1:09.004	...		1:10:04.348
17	1	3:18.631	1:06.117	57.381	1:15.133	129.7	1:13:22.979
18	1	3:20.396	51.552	37.590	1:51.254	144.0	1:16:43.375

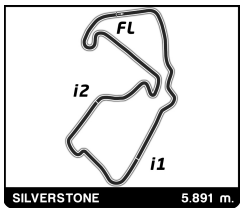

European Le Mans Series
Goodyear 4 Hours of Silverstone
Race

Sector Analysis

Lap under Red Flag | ~~Invalidated Lap~~ | Personal Best | Session Best | **B** Crossing the pit lane

Lap	D	Time	Sector 1	Sector 2	Sector 3	T. Spd	Elapsed
19	1	2:00.425	37.051	31.618	51.756	246.6	1:18:43.800
20	1	1:58.541	36.248	31.144	51.149	248.8	1:20:42.341
21	1	1:57.700	35.370	31.006	51.324	249.4	1:22:40.041
22	1	1:57.882	35.530	30.863	51.489	250.0	1:24:37.923
23	1	2:48.069	1:06.635	43.117	58.317	138.3	1:27:25.992
24	1	4:08.109	1:16.555	48.361	2:03.193		1:31:34.101
25	1	21:45.283	...	58.091	1:11.446		1:53:19.384
26	1	3:21.492	58.060	58.597	1:24.835		1:56:40.876
27	1	3:25.681	1:10.525	54.201	1:20.955	133.5	2:00:06.557
28	1	2:35.889	40.681	41.606	1:13.602	172.5	2:02:42.446
29	1	2:38.857	50.353	43.088	1:05.416	161.7	2:05:21.303
30	1	2:40.304	46.506	39.077	1:14.721	224.1	2:08:01.607
31	1	2:01.028	36.374	31.547	53.107	247.1	2:10:02.635
32	1	1:58.371	35.399	31.602	51.370	248.8	2:12:01.006
33	1	1:57.024	35.354	30.508	51.162	250.6	2:13:58.030
34	1	1:57.141	35.392	30.688	51.061	248.3	2:15:55.171
35	1	1:56.974	35.002	30.680	51.292	251.2	2:17:52.145
36	1	1:57.021	35.128	30.935	50.958	251.2	2:19:49.166
37	1	1:57.353	35.277	30.933	51.143	250.0	2:21:46.519
38	1	1:57.682	35.414	31.077	51.191	249.4	2:23:44.201
39	1	1:57.139	35.245	30.921	50.973	248.3	2:25:41.340
40	1	2:02.111 **B**	35.144	30.692	56.275	248.8	2:27:43.451
41	1	2:41.026	1:19.708	30.693	50.625	248.3	2:30:24.477
42	1	~~1:56.908~~	35.028	~~31.001~~	50.879	250.0	2:32:21.385
43	1	1:57.451	35.276	31.122	51.053	247.1	2:34:18.836
44	1	1:57.829	36.270	30.834	50.725	246.6	2:36:16.665
45	1	1:57.807	35.191	30.782	51.834	249.4	2:38:14.472
46	1	1:59.158	36.433	31.088	51.637	246.6	2:40:13.630
47	1	1:59.106	35.387	32.074	51.645	248.8	2:42:12.736
48	1	1:59.343	36.501	30.931	51.911	250.6	2:44:12.079
49	1	1:59.171	35.512	31.173	52.486	249.4	2:46:11.250
50	1	2:04.147 **B**	35.612	32.081	56.454	252.3	2:48:15.397
51	2	3:45.100	2:19.461	33.363	52.276	241.6	2:52:00.497
52	2	2:00.320	36.058	32.894	51.368	247.1	2:54:00.817
53	2	1:56.468	34.859	30.847	50.762	246.6	2:55:57.285
54	2	1:56.124	34.575	30.876	50.673	247.1	2:57:53.409
55	2	1:57.156	34.778	31.130	51.248	245.5	2:59:50.565
56	2	2:00.509	34.889	31.807	53.813	247.7	3:01:51.074
57	2	2:01.287	37.176	31.793	52.318	247.1	3:03:52.361
58	2	2:02.301	36.565	32.356	53.380	248.3	3:05:54.662
59	2	1:59.373	35.800	31.698	51.875	247.7	3:07:54.035
60	2	1:57.840	34.950	31.054	51.836	248.8	3:09:51.875
61	2	1:58.827	35.024	31.338	52.465	247.1	3:11:50.702
62	2	2:09.558	37.048	34.465	58.045	246.6	3:14:00.260
63	2	2:24.314 **B**	40.320	36.821	1:07.173	242.7	3:16:24.574
64	2	3:10.209	1:38.073	35.514	56.622	241.1	3:19:34.783
65	2	2:07.961	38.024	33.937	56.000	245.5	3:21:42.744
66	2	2:09.483	37.987	34.420	57.076	247.7	3:23:52.227
67	2	2:08.418	37.894	34.163	56.361	245.5	3:26:00.645
68	2	2:09.657	37.816	34.576	57.265	247.7	3:28:10.302
69	2	2:10.268	39.447	34.219	56.602	244.9	3:30:20.570
70	2	2:08.583	38.137	34.330	56.116	244.3	3:32:29.153
71	2	2:08.767	37.842	34.692	56.233	244.9	3:34:37.920
72	2	2:09.832	38.167	34.831	56.834	244.9	3:36:47.752
73	2	2:12.113	39.066	35.532	57.515	243.2	3:38:59.865
74	2	2:13.865	41.020	35.412	57.433	245.5	3:41:13.730
75	2	2:11.094	39.259	34.858	56.977	242.7	3:43:24.824
76	2	2:11.000	38.584	35.148	57.268	246.0	3:45:35.824
77	2	2:11.316	38.997	35.062	57.257	245.5	3:47:47.140
78	2	2:11.482	39.142	35.082	57.258	243.8	3:49:58.622
79	2	2:11.128	39.048	34.944	57.136	244.9	3:52:09.750
80	2	2:11.072	38.786	35.179	57.107	243.2	3:54:20.822
81	2	2:16.186 **B**	38.595	35.235	1:02.356	246.6	3:56:37.008
82	3	3:14.647	1:38.856	36.071	59.720	243.8	3:59:51.655
83	3	2:13.492	40.187	35.589	57.716	243.8	4:02:05.147
84	3	2:13.016	39.238	35.673	58.105	242.7	4:04:18.163
85	3	2:16.463	39.878	36.577	1:00.008	243.8	4:06:34.626
86	3	2:12.977	39.500	35.719	57.758	243.8	4:08:47.603
87	3	2:13.496	39.134	35.770	58.592	242.2	4:11:01.099
88	3	2:13.238	39.678	35.880	57.680	242.7	4:13:14.337
89	3	2:13.831	38.941	36.142	58.748	243.8	4:15:28.168
90	3	2:13.766	39.283	35.668	58.815	242.7	4:17:41.934
91	3	2:13.591	39.465	35.752	58.374	243.8	4:19:55.525
92	3	2:13.013	39.111	35.614	58.288	241.1	4:22:08.538
93	3	2:13.237	39.097	35.955	58.185	244.9	4:24:21.775
94	3	2:13.364	39.058	35.983	58.323	243.8	4:26:35.139
95	3	2:15.302	40.661	36.027	58.614	242.7	4:28:50.441
96	3	3:10.833	41.248	44.679	1:44.906	244.9	4:32:01.274
97	3	3:30.066	1:31.966	56.653	1:01.447		4:35:31.340

18 **IDEC Sport** — Oreca 07 - Gibson — LMP2
1.Jamie CHADWICK 2.Mathys JAUBERT 3.Daniel JUNCADELLA

Lap	D	Time	Sector 1	Sector 2	Sector 3	T. Spd	Elapsed
1	1	2:00.310	39.163	31.712	49.435	278.4	2:00.310
2	1	3:02.653	31.755	46.599	1:44.299	277.6	5:02.963
3	1	4:23.531 **B**	1:31.056	1:07.535	1:44.940		9:26.494
4	1	4:11.853	2:02.955	1:05.747	1:03.151		13:38.347
5	1	3:31.619	1:20.648	59.135	1:11.836		17:09.966
6	1	2:47.825	44.476	36.279	1:27.070	146.3	19:57.791
7	1	1:50.365	33.546	29.401	47.418	278.4	21:48.156
8	1	1:48.256	31.619	28.707	47.930	280.5	23:36.412
9	1	1:47.780	31.782	28.245	47.753	279.1	25:24.192
10	1	1:47.740	32.154	28.183	47.403	280.5	27:11.932
11	1	1:46.869	31.429	28.153	47.287	279.8	28:58.801
12	1	1:48.553	31.968	29.007	47.578	279.1	30:47.354
13	1	1:51.564	31.829	30.030	49.705	280.5	32:38.918
14	1	1:49.709	32.032	29.570	48.107	278.4	34:28.627
15	1	1:47.632	32.308	28.085	47.239	276.9	36:16.259
16	1	1:58.693	31.855	28.384	58.454	279.1	38:14.952
17	1	5:05.158	1:13.235	1:09.750	2:42.173		43:20.110
18	1	29:52.463	...	58.650	1:16.539		1:13:12.573
19	1	3:27.425	53.776	35.396	1:58.253	129.7	1:16:39.998
20	1	1:50.161	33.304	29.323	47.534	279.8	1:18:30.159
21	1	1:46.435	31.497	28.211	46.727	278.4	1:20:16.594
22	1	1:45.541	31.157	27.960	46.424	277.6	1:22:02.135
23	1	1:46.165	31.873	27.933	46.359	277.6	1:23:48.300
24	1	2:01.607	30.822	28.294	1:02.491	279.1	1:25:49.907

EUROPEAN LE MANS SERIES

GOODYEAR 4 HOURS OF SILVERSTONE

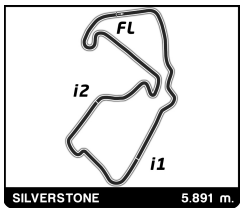

European Le Mans Series
Goodyear 4 Hours of Silverstone
Race

Sector Analysis

Lap under Red Flag | ~~Invalidated Lap~~ | Personal Best | Session Best | **B** Crossing the pit lane

Lap	D	Time	Sector 1	Sector 2	Sector 3	T. Spd	Elapsed
25	1	4:42.317	1:33.763	1:05.012	2:03.542		1:30:32.224
26	1	22:37.581	...	57.308	1:12.594		1:53:09.805
27	1	3:23.060	58.913	59.934	1:24.213		1:56:32.865
28	1	3:28.301 **B**	1:08.802	56.726	1:22.773		2:00:01.166
29	2	2:57.998	1:39.374	30.668	47.956	264.1	2:02:59.164
30	2	2:34.542	48.753	40.355	1:05.434	146.9	2:05:33.706
31	2	2:34.457	48.552	34.487	1:11.418	203.8	2:08:08.163
32	2	1:51.376	32.795	29.309	49.272	277.6	2:09:59.539
33	2	1:46.939	31.662	28.292	46.985	278.4	2:11:46.478
34	2	1:45.984	31.216	28.124	46.644	279.1	2:13:32.462
35	2	1:45.911	31.206	28.054	46.651	277.6	2:15:18.373
36	2	~~1:47.179~~	31.111	28.150	~~47.918~~	279.1	2:17:05.552
37	2	1:49.439	34.098	28.069	47.272	275.5	2:18:54.991
38	2	1:48.653	31.225	28.770	48.658	280.5	2:20:43.644
39	2	~~1:49.414~~	32.403	~~28.772~~	48.239	279.8	2:22:33.058
40	2	1:46.951	31.268	28.298	47.385	280.5	2:24:20.009
41	2	1:45.999	31.082	28.174	46.743	279.1	2:26:06.008
42	2	1:47.271	31.108	29.184	46.979	277.6	2:27:53.279
43	2	1:45.953	30.772	28.495	46.686	281.2	2:29:39.232
44	2	1:46.959	31.232	28.795	46.932	279.8	2:31:26.191
45	2	1:46.272	31.061	28.249	46.962	279.8	2:33:12.463
46	2	1:47.570	32.313	28.262	46.995	278.4	2:35:00.033
47	2	1:49.329	32.027	29.101	48.201	282.7	2:36:49.362
48	2	1:45.186	30.794	28.002	46.390	277.6	2:38:34.548
49	2	1:45.388	30.702	27.885	46.801	278.4	2:40:19.936
50	2	1:49.637	32.662	29.198	47.777	279.8	2:42:09.573
51	2	1:52.335 **B**	31.178	29.162	51.995	277.6	2:44:01.908
52	2	2:53.196	1:36.839	28.929	47.428	275.5	2:46:55.104
53	2	1:46.746	31.271	28.349	47.126	276.2	2:48:41.850
54	2	1:48.027	32.365	28.188	47.474	276.2	2:50:29.877
55	2	1:48.592	31.934	29.347	47.311	278.4	2:52:18.469
56	2	1:47.671	31.462	28.531	47.678	277.6	2:54:06.140
57	2	1:48.482	32.075	28.889	47.518	274.1	2:55:54.622
58	2	1:47.170	31.278	28.683	47.209	278.4	2:57:41.792
59	2	1:49.670	32.089	29.468	48.113	278.4	2:59:31.462
60	2	1:52.793	33.058	29.758	49.977	275.5	3:01:24.255
61	2	1:52.090	33.101	29.653	49.336	276.2	3:03:16.345
62	2	1:52.364	33.993	29.206	49.165	274.8	3:05:08.709
63	2	1:51.706	32.643	29.688	49.375	279.1	3:07:00.415
64	2	1:48.846	31.964	28.951	47.931	277.6	3:08:49.261
65	2	1:49.917	32.395	29.600	47.922	280.5	3:10:39.178
66	2	1:51.967	32.086	30.315	49.566	282.7	3:12:31.145
67	2	2:07.763 **B**	33.417	32.772	1:01.574	276.2	3:14:38.908
68	3	3:10.849	1:44.852	33.230	52.767	266.7	3:17:49.757
69	3	2:00.279	35.694	31.915	52.670	270.0	3:19:50.036
70	3	1:58.868	35.018	31.922	51.928	269.3	3:21:48.904
71	3	2:00.416	34.477	32.518	53.421	270.0	3:23:49.320
72	3	2:00.405	34.484	32.485	53.436	270.7	3:25:49.725
73	3	1:59.143	34.563	31.879	52.701	271.4	3:27:48.868
74	3	2:01.596	34.749	32.556	54.291	270.7	3:29:50.464
75	3	1:59.353	34.361	32.233	52.759	270.0	3:31:49.817
76	3	2:00.464	34.576	32.208	53.680	267.3	3:33:50.281
77	3	2:02.008	35.845	32.533	53.630	270.0	3:35:52.289
78	3	2:01.925	35.227	32.802	53.896	268.0	3:37:54.214
79	3	2:05.639	36.552	34.212	54.875	268.7	3:39:59.853
80	3	2:02.293	35.671	33.169	53.453	269.3	3:42:02.146
81	3	2:03.030	35.458	33.288	54.284	270.7	3:44:05.176
82	3	2:01.995	35.501	32.749	53.745	270.0	3:46:07.171
83	3	2:02.191	35.427	33.114	53.650	269.3	3:48:09.362
84	3	2:02.398	35.845	33.078	53.475	268.7	3:50:11.760
85	3	2:02.270	35.101	32.981	54.188	270.0	3:52:14.030
86	3	2:01.654	35.225	33.223	53.206	268.7	3:54:15.684
87	3	2:02.158	35.258	32.901	53.999	268.7	3:56:17.842
88	3	2:03.484	35.448	33.636	54.400	270.7	3:58:21.326
89	3	2:02.505	35.943	32.867	53.695	265.4	4:00:23.831
90	3	2:06.142 **B**	35.668	32.905	57.569	270.0	4:02:29.973
91	3	3:06.123	1:39.354	33.283	53.486	267.3	4:05:36.096
92	3	2:02.462	35.513	33.476	53.473	269.3	4:07:38.558
93	3	2:02.351	35.800	33.076	53.475	269.3	4:09:40.909
94	3	2:02.309	35.228	33.602	53.479	268.7	4:11:43.218
95	3	2:02.366	35.139	33.384	53.843	268.0	4:13:45.584
96	3	2:02.509	35.015	33.394	54.100	268.7	4:15:48.093
97	3	2:02.762	36.036	33.260	53.466	267.3	4:17:50.855
98	3	2:03.159	35.319	33.430	54.410	268.7	4:19:54.014
99	3	2:02.726	35.060	33.373	54.293	268.7	4:21:56.740
100	3	2:01.958	35.334	33.018	53.606	269.3	4:23:58.698
101	3	2:02.573	35.031	33.431	54.111	270.7	4:26:01.271
102	3	2:02.193	35.318	33.094	53.781	271.4	4:28:03.464
103	3	~~2:14.511~~	35.337	~~34.301~~	1:04.873	267.3	4:30:17.975
104	3	4:14.766	1:31.863	1:07.962	1:34.941		4:34:32.741

20 **Algarve Pro Racing** — Oreca 07 - Gibson — LMP2 Pro/Am
1.Kriton LENTOUDIS 2.Alexander QUINN 3.Olli CALDWELL

Lap	D	Time	Sector 1	Sector 2	Sector 3	T. Spd	Elapsed
1	1	2:10.186	45.225	32.576	52.385	230.3	2:10.186
2	1	3:19.215	34.296	1:00.637	1:44.282	272.0	5:29.401
3	1	4:24.060 **B**	1:31.303	1:07.665	1:45.092		9:53.461
4	1	3:47.437	1:55.429	52.797	59.211		13:40.898
5	1	3:30.520	1:19.730	59.633	1:11.157		17:11.418
6	1	2:49.984	44.416	36.194	1:29.374	164.6	20:01.402
7	1	1:54.273	33.316	31.237	49.720	273.4	21:55.675
8	1	1:51.781	33.050	29.613	49.118	274.1	23:47.456
9	1	1:51.506	33.336	29.280	48.890	274.8	25:38.962
10	1	1:51.061	32.978	29.607	48.476	274.8	27:30.023
11	1	1:51.131	32.663	29.758	48.710	276.9	29:21.154
12	1	1:51.504	32.781	29.728	48.995	274.1	31:12.658
13	1	1:51.806	33.082	29.862	48.862	276.2	33:04.464
14	1	1:51.812	32.739	29.704	49.369	275.5	34:56.276
15	1	1:58.310	32.685	30.616	55.009	277.6	36:54.586
16	1	2:43.721	37.896	53.278	1:12.547	268.0	39:38.307
17	1	31:01.676	48.570	44.795	...	192.5	1:10:39.983
18	1	3:06.285	56.568	54.019	1:15.698	164.1	1:13:46.268
19	1	3:14.227	47.066	1:16.573	1:10.588	157.4	1:17:00.495
20	1	2:00.784	36.435	32.350	51.999	233.3	1:19:01.279
21	1	1:58.990	36.234	30.097	52.659	273.4	1:21:00.269
22	1	1:54.049	34.572	29.715	49.762	272.7	1:22:54.318
23	1	1:50.883	32.681	29.218	48.984	276.9	1:24:45.201

EUROPEAN LE MANS SERIES

GOODYEAR 4 HOURS OF SILVERSTONE

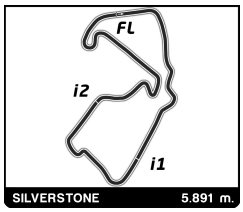

European Le Mans Series
Goodyear 4 Hours of Silverstone
Race

Sector Analysis

Lap under Red Flag | ~~Invalidated Lap~~ | Personal Best | Session Best | **B** Crossing the pit lane

Lap	D	Time	Sector 1	Sector 2	Sector 3	T. Spd	Elapsed
24	1	2:58.746	1:11.225	41.759	1:05.762		1:27:43.947
25	1	4:12.047	1:09.474	43.352	2:19.221		1:31:55.994
26	1	21:29.650	...	56.896	1:12.622		1:53:25.644
27	1	3:23.163	56.788	1:02.405	1:23.970		1:56:48.807
28	1	3:25.047 **B**	1:09.526	51.706	1:23.815	166.7	2:00:13.854
29	3	3:13.677	1:44.522	34.132	55.023	223.6	2:03:27.531
30	3	2:15.757	37.526	33.035	1:05.196	249.4	2:05:43.288
31	3	2:31.833	52.880	33.880	1:05.073	130.1	2:08:15.121
32	3	1:49.074	31.961	29.237	47.876	278.4	2:10:04.195
33	3	1:47.012	31.364	28.261	47.387	279.1	2:11:51.207
34	3	1:46.358	31.049	28.254	47.055	279.1	2:13:37.565
35	3	1:46.112	30.785	28.193	47.134	279.1	2:15:23.677
36	3	1:50.530 **B**	30.870	28.358	51.302	278.4	2:17:14.207
37	3	2:03.989	48.730	28.262	46.997	278.4	2:19:18.196
38	3	1:48.170	30.974	29.613	47.583	279.1	2:21:06.366
39	3	1:46.973	30.900	28.305	47.768	277.6	2:22:53.339
40	3	1:47.732	31.693	28.419	47.620	279.1	2:24:41.071
41	3	1:47.013	30.993	28.820	47.200	278.4	2:26:28.084
42	3	1:46.577	30.854	28.494	47.229	279.1	2:28:14.661
43	3	1:46.323	30.729	28.078	47.516	279.1	2:30:00.984
44	3	~~1:47.676~~	31.637	~~28.591~~	47.448	270.0	2:31:48.660
45	3	1:47.488	30.776	28.369	48.343	277.6	2:33:36.148
46	3	1:46.389	30.726	28.488	47.175	279.8	2:35:22.537
47	3	1:46.937	31.002	28.488	47.447	276.9	2:37:09.474
48	3	~~1:46.929~~	30.540	~~28.544~~	47.845	279.8	2:38:56.403
49	3	1:47.700	31.658	28.506	47.536	277.6	2:40:44.103
50	3	1:50.055 **B**	30.746	28.241	51.068	279.1	2:42:34.158
51	3	2:49.880	1:33.613	28.476	47.791	276.9	2:45:24.038
52	3	1:46.962	31.335	28.364	47.263	277.6	2:47:11.000
53	3	1:52.467	35.004	29.449	48.014	274.1	2:49:03.467
54	3	1:49.270	32.931	28.932	47.407	276.9	2:50:52.737
55	3	1:46.665	30.865	28.446	47.354	278.4	2:52:39.402
56	3	1:47.979	30.942	28.674	48.363	278.4	2:54:27.381
57	3	1:48.436	32.139	28.500	47.797	274.8	2:56:15.817
58	3	1:48.216	31.867	28.552	47.797	278.4	2:58:04.033
59	3	1:48.334	31.359	28.986	47.989	276.2	2:59:52.367
60	3	1:52.145	32.274	29.591	50.280	277.6	3:01:44.512
61	3	1:52.758	33.861	29.902	48.995	279.1	3:03:37.270
62	3	~~1:51.490~~	32.541	~~29.622~~	49.327	273.4	3:05:28.760
63	3	1:52.386	33.398	29.261	49.727	276.9	3:07:21.146
64	3	1:49.012	31.834	28.829	48.349	278.4	3:09:10.158
65	3	1:48.128	31.593	28.726	47.809	277.6	3:10:58.286
66	3	1:54.159	31.393	30.032	52.734	279.1	3:12:52.445
67	3	2:09.613 **B**	34.179	32.843	1:02.591	276.9	3:15:02.058
68	2	3:19.204	1:52.187	33.097	53.920	266.7	3:18:21.262
69	2	2:02.490	35.450	33.557	53.483	270.7	3:20:23.752
70	2	2:02.064	35.293	32.959	53.812	274.8	3:22:25.816
71	2	2:00.551	35.466	32.625	52.460	275.5	3:24:26.367
72	2	1:58.706	34.519	31.888	52.299	272.0	3:26:25.073
73	2	1:59.701	34.997	32.134	52.570	274.1	3:28:24.774
74	2	1:59.255	34.471	31.733	53.051	273.4	3:30:24.029
75	2	1:59.331	34.029	32.925	52.377	274.8	3:32:23.360
76	2	1:58.655	33.947	31.859	52.849	273.4	3:34:22.015
77	2	2:00.108	34.587	32.592	52.929	274.1	3:36:22.123
78	2	2:02.159	36.168	32.600	53.391	270.0	3:38:24.282
79	2	~~2:03.708~~	36.425	~~33.227~~	54.056	272.7	3:40:27.990
80	2	2:01.851	35.742	32.783	53.326	269.3	3:42:29.841
81	2	2:03.705	36.059	33.332	54.314	271.4	3:44:33.546
82	2	2:03.788	36.146	33.286	54.356	268.0	3:46:37.334
83	2	2:03.865	36.455	33.384	54.026	270.0	3:48:41.199
84	2	2:03.790	36.277	33.259	54.254	270.0	3:50:44.989
85	2	2:04.216	36.672	33.310	54.234	270.0	3:52:49.205
86	2	2:04.907	36.980	33.623	54.304	270.0	3:54:54.112
87	2	2:04.181	36.277	33.648	54.256	272.7	3:56:58.293
88	2	2:04.072	35.870	34.014	54.188	270.7	3:59:02.365
89	2	2:03.540	35.878	33.389	54.273	272.7	4:01:05.905
90	2	2:07.297 **B**	35.897	33.216	58.184	272.0	4:03:13.202
91	2	3:08.372	1:40.551	33.412	54.409	268.0	4:06:21.574
92	2	2:03.635	35.822	33.242	54.571	270.7	4:08:25.209
93	2	2:04.172	36.013	33.613	54.546	272.0	4:10:29.381
94	2	2:03.604	36.263	33.146	54.195	271.4	4:12:32.985
95	2	2:05.030	36.596	33.492	54.942	270.7	4:14:38.015
96	2	~~2:03.695~~	35.903	~~33.346~~	54.446	270.7	4:16:41.710
97	2	2:02.704	35.496	33.167	54.041	272.7	4:18:44.414
98	2	2:02.908	36.169	32.946	53.793	268.7	4:20:47.322
99	2	2:02.979	35.715	33.200	54.064	272.0	4:22:50.301
100	2	2:03.284	35.624	33.215	54.445	271.4	4:24:53.585
101	2	2:03.272	35.795	33.046	54.431	272.0	4:26:56.857
102	2	2:03.686	35.689	33.548	54.449	272.0	4:29:00.543
103	2	3:11.339	36.998	48.527	1:45.814	270.7	4:32:11.882
104	2	3:25.158	1:32.095	53.840	59.223		4:35:37.040

21 **United Autosports** — Oreca 07 - Gibson — LMP2 Pro/Am
1.Daniel SCHNEIDER, 2.Marino SATO, 3.Oliver JARVIS

Lap	D	Time	Sector 1	Sector 2	Sector 3	T. Spd	Elapsed
1	1	2:23.075 **B**	44.984	34.900	1:03.191	255.3	2:23.075
2	1	5:15.759 **B**	2:22.043	1:08.189	1:45.527		7:38.834
3	1	4:41.300	1:46.582	1:08.621	1:46.097		12:20.134
4	1	2:31.054	52.131	39.538	59.385	210.5	14:51.188
5	1	2:51.762	41.725	54.163	1:15.874	146.7	17:42.950
6	1	2:37.394	45.981	33.304	1:18.109	259.6	20:20.344
7	1	2:01.807	35.892	32.446	53.469	274.1	22:22.151
8	1	1:58.478	34.806	32.505	51.167	278.4	24:20.629
9	1	1:55.985	35.550	29.679	50.756	270.7	26:16.614
10	1	1:59.783	33.052	35.167	51.564	275.5	28:16.397
11	1	1:52.917	33.485	29.522	49.910	276.9	30:09.314
12	1	~~1:51.716~~	32.659	~~29.203~~	49.854	276.9	32:01.030
13	1	1:52.432	32.635	29.556	50.241	277.6	33:53.462
14	1	1:50.471	32.477	29.295	48.699	277.6	35:43.933
15	1	2:01.520	32.265	29.257	59.998	276.9	37:45.453
16	1	4:58.473	1:30.501	1:08.649	2:19.323		42:43.926
17	1	28:24.496	...	38.020	58.901	195.3	1:11:08.422
18	1	2:46.985	43.020	48.180	1:15.785	177.3	1:13:55.407
19	1	3:01.268	44.102	40.315	1:36.851	203.0	1:16:56.675
20	1	2:03.382	37.230	32.924	53.228	264.1	1:19:00.057
21	1	~~2:02.148~~ **B**	34.098	~~31.056~~	56.994	276.2	1:21:02.205
22	1	2:11.821	52.014	30.519	49.288	274.8	1:23:14.026

EUROPEAN LE MANS SERIES

GOODYEAR 4 HOURS OF SILVERSTONE

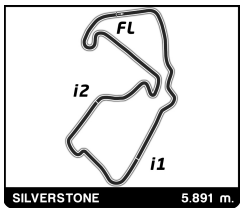

European Le Mans Series
Goodyear 4 Hours of Silverstone
Race

Sector Analysis

Lap under Red Flag | ~~Invalidated Lap~~ | Personal Best | Session Best | **B** Crossing the pit lane

Lap	D	Time	Sector 1	Sector 2	Sector 3	T. Spd	Elapsed
23	1	2:05.497	35.431	31.188	58.878	276.9	1:25:19.523
24	1	3:15.703	1:17.651	46.498	1:11.554		1:28:35.226
25	1	21:59.886	1:00.975	40.555	...		1:50:35.112
26	1	3:14.641 **B**	1:01.907	56.775	1:15.959	144.2	1:53:49.753
27	1	3:27.642	1:40.914	34.572	1:12.156	263.4	1:57:17.395
28	1	3:22.406 **B**	1:13.066	45.766	1:23.574		2:00:39.801
29	3	3:13.288	1:45.300	33.495	54.493	213.9	2:03:53.089
30	3	2:05.402	39.539	33.002	52.861	191.2	2:05:58.491
31	3	2:21.982	47.969	34.015	59.998	154.1	2:08:20.473
32	3	1:50.606	33.870	29.282	47.454	275.5	2:10:11.079
33	3	1:49.013	32.056	29.941	47.016	278.4	2:12:00.092
34	3	1:45.293	31.040	27.875	46.378	277.6	2:13:45.385
35	3	1:44.999	30.652	27.840	46.507	276.2	2:15:30.384
36	3	1:45.314	30.846	27.875	46.593	276.2	2:17:15.698
37	3	1:48.045	30.902	28.595	48.548	276.9	2:19:03.743
38	3	1:45.800	30.678	28.012	47.110	276.9	2:20:49.543
39	3	1:47.355	31.033	29.374	46.948	279.1	2:22:36.898
40	3	1:46.665	31.054	28.457	47.154	279.8	2:24:23.563
41	3	1:46.227	31.198	28.166	46.863	277.6	2:26:09.790
42	3	1:47.591	31.719	28.374	47.498	278.4	2:27:57.381
43	3	1:47.747	32.020	28.233	47.494	279.1	2:29:45.128
44	3	1:47.510	31.108	28.573	47.829	279.1	2:31:32.638
45	3	1:45.988	30.884	28.083	47.021	279.1	2:33:18.626
46	3	1:50.335 **B**	30.843	29.341	50.151	279.8	2:35:08.961
47	3	2:05.297	48.887	28.483	47.927	279.1	2:37:14.258
48	3	1:45.707	30.749	27.958	47.000	276.9	2:38:59.965
49	3	1:47.141	31.317	28.424	47.400	275.5	2:40:47.106
50	3	1:49.128 **B**	30.839	28.023	50.266	276.2	2:42:36.234
51	3	2:52.282	1:36.345	28.661	47.276	274.8	2:45:28.516
52	3	1:47.363	32.117	28.344	46.902	274.1	2:47:15.879
53	3	1:47.780	31.014	28.748	48.018	276.9	2:49:03.659
54	3	1:50.111	33.037	29.750	47.324	276.2	2:50:53.770
55	3	1:46.836	31.283	28.345	47.208	276.2	2:52:40.606
56	3	1:48.691	31.801	28.795	48.095	276.2	2:54:29.297
57	3	1:47.522	31.236	28.446	47.840	274.8	2:56:16.819
58	3	1:48.011	31.640	28.587	47.784	274.1	2:58:04.830
59	3	1:48.792	31.399	29.395	47.998	276.9	2:59:53.622
60	3	1:51.541	31.620	29.961	49.960	274.1	3:01:45.163
61	3	1:51.639	33.030	29.367	49.242	274.8	3:03:36.802
62	3	1:51.135	32.931	29.117	49.087	272.7	3:05:27.937
63	3	1:50.828	33.111	29.340	48.377	274.8	3:07:18.765
64	3	1:48.466	31.192	28.699	48.575	275.5	3:09:07.231
65	3	1:47.552	31.246	28.487	47.819	274.8	3:10:54.783
66	3	1:56.445	33.341	29.735	53.369	274.1	3:12:51.228
67	3	2:09.606 **B**	34.957	32.772	1:01.877	273.4	3:15:00.834
68	2	3:19.107	1:50.884	33.643	54.580	263.4	3:18:19.941
69	2	2:01.809	35.476	32.632	53.701	272.0	3:20:21.750
70	2	2:04.111	36.129	33.580	54.402	273.4	3:22:25.861
71	2	~~2:05.319~~	35.942	~~33.425~~	55.952	272.0	3:24:31.180
72	2	2:02.620	35.484	33.066	54.070	272.0	3:26:33.800
73	2	2:03.956	36.271	33.134	54.551	272.7	3:28:37.756
74	2	2:04.257	35.837	33.679	54.741	269.3	3:30:42.013
75	2	2:04.164	36.003	33.314	54.847	270.0	3:32:46.177
76	2	2:04.739	35.792	33.062	55.885	270.7	3:34:50.916
77	2	2:04.777	36.238	33.513	55.026	271.4	3:36:55.693
78	2	2:05.388	35.821	33.473	56.094	270.0	3:39:01.081
79	2	2:06.661	37.689	33.812	55.160	269.3	3:41:07.742
80	2	2:04.453	36.013	33.445	54.995	268.7	3:43:12.195
81	2	2:05.353	36.543	33.952	54.858	270.7	3:45:17.548
82	2	2:04.470	36.496	33.479	54.495	266.7	3:47:22.018
83	2	2:04.142	35.818	33.284	55.040	269.3	3:49:26.160
84	2	2:04.599	35.875	33.274	55.450	269.3	3:51:30.759
85	2	2:05.566	36.850	33.857	54.859	270.0	3:53:36.325
86	2	2:04.105	35.927	33.616	54.562	270.7	3:55:40.430
87	2	2:04.335	36.224	33.480	54.631	270.7	3:57:44.765
88	2	~~2:04.562~~	35.413	33.502	~~55.647~~	270.7	3:59:49.327
89	2	~~2:08.812~~ **B**	~~35.612~~	33.764	59.436	270.0	4:01:58.139
90	2	3:09.939	1:39.316	34.606	56.017	268.7	4:05:08.078
91	2	2:05.079	36.259	33.847	54.973	268.7	4:07:13.157
92	2	~~2:06.139~~	35.807	33.658	~~56.674~~	268.7	4:09:19.296
93	2	2:06.762	35.814	34.685	56.263	267.3	4:11:26.058
94	2	2:07.094	36.388	34.210	56.496	270.7	4:13:33.152
95	2	2:06.892	36.102	35.128	55.662	273.4	4:15:40.044
96	2	2:05.233	35.937	33.970	55.326	268.7	4:17:45.277
97	2	2:04.446	35.808	33.725	54.913	269.3	4:19:49.723
98	2	2:06.198	36.194	33.976	56.028	270.0	4:21:55.921
99	2	~~2:06.149~~	35.877	~~35.322~~	54.950	236.3	4:24:02.070
100	2	2:05.336	35.965	33.805	55.566	270.0	4:26:07.406
101	2	2:10.243 **B**	36.276	34.355	59.612	268.0	4:28:17.649
102	2	2:59.932	53.035	33.959	1:32.938	270.0	4:31:17.581
103	2	3:50.550	1:31.698	1:08.252	1:10.600		4:35:08.131

22 **United Autosports** — Oreca 07 - Gibson, LMP2
1.Manuel MALDONADO, 2.Grégoire SAUCY, 3.Benjamin HANLEY

Lap	D	Time	Sector 1	Sector 2	Sector 3	T. Spd	Elapsed
1	1	1:57.447	37.524	30.800	49.123	270.7	1:57.447
2	1	3:02.235	31.883	45.527	1:44.825	278.4	4:59.682
3	1	4:23.851	1:31.284	1:07.617	1:44.950		9:23.533
4	1	4:04.279	1:31.870	1:07.903	1:24.506		13:27.812
5	1	3:30.934	1:20.536	57.262	1:13.136		16:58.746
6	1	2:53.228	43.553	38.151	1:31.524	246.0	19:51.974
7	1	1:48.723	32.496	28.720	47.507	272.7	21:40.697
8	1	1:45.956	31.340	27.996	46.620	276.9	23:26.653
9	1	1:46.266	31.264	28.009	46.993	276.9	25:12.919
10	1	1:46.366	31.201	28.208	46.957	279.1	26:59.285
11	1	1:46.357	31.020	28.282	47.055	278.4	28:45.642
12	1	1:48.674	31.199	29.223	48.252	279.8	30:34.316
13	1	1:53.091	33.678	30.327	49.086	252.9	32:27.407
14	1	~~1:52.209~~	34.268	~~28.968~~	48.973	274.8	34:19.616
15	1	1:48.815	32.241	28.569	48.005	279.8	36:08.431
16	1	2:00.479	31.150	28.351	1:00.978	279.8	38:08.910
17	1	4:55.857	1:14.025	1:10.231	2:31.601		43:04.767
18	1	30:01.825	...	59.593	1:16.966		1:13:06.592
19	1	3:30.732	51.383	38.521	2:00.828	151.0	1:16:37.324
20	1	1:49.061	33.029	29.043	46.989	268.7	1:18:26.385
21	1	1:45.386	31.123	27.963	46.300	279.8	1:20:11.771
22	1	1:45.165	30.843	27.965	46.357	282.0	1:21:56.936

EUROPEAN LE MANS SERIES

GOODYEAR 4 HOURS OF SILVERSTONE

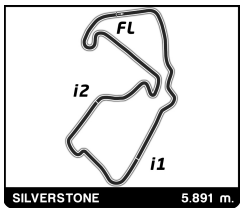

European Le Mans Series

Goodyear 4 Hours of Silverstone

Race

Sector Analysis

Lap under Red Flag | ~~Invalidated Lap~~ | Personal Best | Session Best | **B** Crossing the pit lane

Lap	D	Time	Sector 1	Sector 2	Sector 3	T. Spd	Elapsed
23	1	1:51.504 **B**	31.014	29.635	50.855	279.1	1:23:48.440
24	1	4:09.849	2:22.446	46.278	1:01.125	123.3	1:27:58.289
25	1	22:14.832	1:10.917	47.368	...		1:50:13.121
26	1	3:19.771	1:09.037	1:00.503	1:10.231		1:53:32.892
27	1	3:21.689	54.778	1:02.974	1:23.937	162.4	1:56:54.581
28	1	3:19.280	1:09.505	49.468	1:20.307	134.7	2:00:13.861
29	1	2:33.626	41.751	38.611	1:13.264	215.1	2:02:47.487
30	1	2:38.266	51.304	42.537	1:04.425	160.2	2:05:25.753
31	1	2:37.901	47.904	37.340	1:12.657	167.2	2:08:03.654
32	1	1:49.557	33.699	28.808	47.050	276.9	2:09:53.211
33	1	~~1:47.616~~	31.967	~~28.366~~	47.283	279.1	2:11:40.827
34	1	1:46.253	31.236	28.197	46.820	276.2	2:13:27.080
35	1	1:45.908	30.984	28.074	46.850	276.9	2:15:12.988
36	1	1:47.905	30.961	28.230	48.714	276.9	2:17:00.893
37	1	1:46.252	30.826	27.998	47.428	275.5	2:18:47.145
38	1	1:50.434	31.944	29.478	49.012	279.1	2:20:37.579
39	1	~~1:47.118~~	31.450	~~28.298~~	47.370	278.4	2:22:24.697
40	1	1:46.918	31.580	28.141	47.197	279.1	2:24:11.615
41	1	1:46.003	30.866	28.201	46.936	279.1	2:25:57.618
42	1	1:49.492	33.307	28.718	47.467	270.7	2:27:47.110
43	1	1:47.765	32.360	28.253	47.152	279.1	2:29:34.875
44	1	1:46.744	31.226	28.464	47.054	279.1	2:31:21.619
45	1	1:47.612	30.867	28.295	48.450	279.8	2:33:09.231
46	1	1:51.804 **B**	31.626	28.243	51.935	279.8	2:35:01.035
47	3	2:51.332	1:34.981	28.829	47.522	277.6	2:37:52.367
48	3	1:49.124	33.140	28.393	47.591	275.5	2:39:41.491
49	3	~~1:47.074~~	31.387	~~28.315~~	47.372	276.2	2:41:28.565
50	3	1:46.530	31.026	28.438	47.066	280.5	2:43:15.095
51	3	1:47.282	31.122	28.487	47.673	277.6	2:45:02.377
52	3	1:48.904	32.534	28.857	47.513	279.8	2:46:51.281
53	3	1:46.864	31.341	28.364	47.159	276.2	2:48:38.145
54	3	1:47.383	31.227	28.512	47.644	279.1	2:50:25.528
55	3	1:49.431	32.663	29.312	47.456	275.5	2:52:14.959
56	3	1:49.237	32.390	28.621	48.226	279.8	2:54:04.196
57	3	1:48.981	33.065	28.829	47.087	279.1	2:55:53.177
58	3	1:47.321	31.403	28.558	47.360	277.6	2:57:40.498
59	3	1:50.633	32.388	29.109	49.136	277.6	2:59:31.131
60	3	1:52.065	32.400	29.749	49.916	277.6	3:01:23.196
61	3	1:52.834	33.645	29.819	49.370	278.4	3:03:16.030
62	3	1:52.323	33.624	29.391	49.308	277.6	3:05:08.353
63	3	1:51.209	32.535	29.752	48.922	279.1	3:06:59.562
64	3	1:48.508	31.795	28.702	48.011	278.4	3:08:48.070
65	3	1:49.749	32.912	29.007	47.830	276.9	3:10:37.819
66	3	1:51.690	32.578	29.545	49.567	279.1	3:12:29.509
67	3	~~2:07.333~~ **B**	33.464	~~32.497~~	1:01.372	276.9	3:14:36.842
68	3	3:29.428	2:01.260	33.511	54.657	260.2	3:18:06.270
69	3	2:02.644	35.813	33.239	53.592	270.7	3:20:08.914
70	3	2:02.575	36.448	32.496	53.631	271.4	3:22:11.489
71	3	2:01.365	35.191	32.545	53.629	272.7	3:24:12.854
72	3	2:00.404	35.503	31.956	52.945	272.0	3:26:13.258
73	3	2:04.767	39.347	32.439	52.981	272.7	3:28:18.025
74	3	2:00.759	35.159	32.327	53.273	273.4	3:30:18.784
75	3	1:59.724	34.770	32.041	52.913	274.1	3:32:18.508
76	3	2:01.114	34.339	32.433	54.342	273.4	3:34:19.622
77	3	2:01.960	34.909	32.754	54.297	272.0	3:36:21.582
78	3	2:02.517	35.890	32.642	53.985	271.4	3:38:24.099
79	3	2:03.853	36.494	32.866	54.493	270.0	3:40:27.952
80	3	2:04.177	36.297	33.508	54.372	272.0	3:42:32.129
81	3	2:09.662 **B**	35.780	34.489	59.393	270.0	3:44:41.791
82	2	3:10.888	1:39.904	34.830	56.154	268.0	3:47:52.679
83	2	2:05.854	36.274	33.595	55.985	269.3	3:49:58.533
84	2	2:04.581	36.088	33.366	55.127	270.7	3:52:03.114
85	2	2:02.821	35.546	32.963	54.312	270.0	3:54:05.935
86	2	2:05.470	37.285	33.226	54.959	270.7	3:56:11.405
87	2	2:03.362	35.242	32.830	55.290	271.4	3:58:14.767
88	2	2:02.321	34.673	33.129	54.519	272.0	4:00:17.088
89	2	2:02.753	34.976	32.976	54.801	271.4	4:02:19.841
90	2	2:01.942	34.898	32.850	54.194	271.4	4:04:21.783
91	2	2:05.206	35.623	34.993	54.590	257.8	4:06:26.989
92	2	2:03.381	35.228	33.362	54.791	273.4	4:08:30.370
93	2	2:03.811	35.296	33.505	55.010	274.1	4:10:34.181
94	2	2:03.552	36.360	33.264	53.928	272.0	4:12:37.733
95	2	2:02.596	34.977	33.521	54.098	274.8	4:14:40.329
96	2	2:03.123	35.808	32.934	54.381	272.7	4:16:43.452
97	2	2:03.800	35.799	33.608	54.393	274.1	4:18:47.252
98	2	2:03.131	35.313	33.616	54.202	275.5	4:20:50.383
99	2	2:02.422	35.079	32.940	54.403	273.4	4:22:52.805
100	2	2:02.979	35.379	32.851	54.749	271.4	4:24:55.784
101	2	2:02.473	35.433	32.875	54.165	274.1	4:26:58.257
102	2	2:02.982	35.116	33.182	54.684	272.7	4:29:01.239
103	2	3:10.416 **B**	35.971	48.485	1:45.960	268.7	4:32:11.655

23 **United Autosports** — McLaren 720S LMGT3 Evo
1.Michael BIRCH, 2.Garnet PATTERSON, 3.Wayne BOYD — LMGT3

Lap	D	Time	Sector 1	Sector 2	Sector 3	T. Spd	Elapsed
1	1	2:22.100	52.313	33.547	56.240	242.2	2:22.100
2	1	3:53.786	59.215	1:08.530	1:46.041		6:15.886
3	1	4:26.452	1:31.948	1:08.646	1:45.858		10:42.338
4	1	3:16.363	1:31.612	45.448	59.303		13:58.701
5	1	3:21.680	1:10.528	58.703	1:12.449		17:20.381
6	1	2:46.678	44.584	35.374	1:26.720	239.5	20:07.059
7	1	2:04.048	37.889	32.495	53.664	241.6	22:11.107
8	1	2:03.700	37.570	32.459	53.671	241.6	24:14.807
9	1	2:04.652	38.149	32.353	54.150	242.2	26:19.459
10	1	2:04.503	37.605	32.795	54.103	242.2	28:23.962
11	1	2:06.088	38.983	32.906	54.199	241.1	30:30.050
12	1	~~2:07.427~~	37.928	~~34.840~~	54.659	235.8	32:37.477
13	1	2:06.043	38.126	32.798	55.119	241.6	34:43.520
14	1	2:03.338	37.555	32.316	53.467	241.6	36:46.858
15	1	2:39.151	37.654	54.542	1:06.955	175.9	39:26.009
16	1	31:00.753	44.772	51.599	...	183.4	1:10:26.762
17	1	3:10.400	59.047	56.438	1:14.915		1:13:37.162
18	1	3:12.286	47.868	39.463	1:44.955	135.0	1:16:49.448
19	1	2:07.373	38.760	33.770	54.843	245.5	1:18:56.821
20	1	2:04.017	37.585	33.055	53.377	241.6	1:21:00.838
21	1	2:03.044	37.302	32.258	53.484	242.7	1:23:03.882
22	1	2:10.338	37.315	32.646	1:00.377	242.7	1:25:14.220

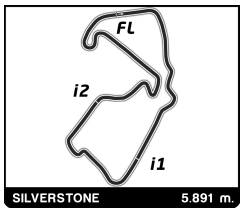

European Le Mans Series
Goodyear 4 Hours of Silverstone
Race

Sector Analysis

Lap under Red Flag | ~~Invalidated Lap~~ | Personal Best | Session Best | **B** Crossing the pit lane

Lap	D	Time	Sector 1	Sector 2	Sector 3	T. Spd	Elapsed
23	1	3:09.641	1:12.326	49.796	1:07.519		1:28:23.861
24	1	22:02.251	1:00.644	42.088	...		1:50:26.112
25	1	3:13.890	1:04.137	58.630	1:11.123	152.8	1:53:40.002
26	1	3:22.002	55.841	1:01.237	1:24.924		1:57:02.004
27	1	3:19.371	1:11.025	47.760	1:20.586	177.0	2:00:21.375
28	1	2:30.438 **B**	38.562	35.469	1:16.407	240.5	2:02:51.813
29	1	2:49.196	1:06.767	35.623	1:06.806	239.5	2:05:41.009
30	1	2:32.638	52.026	34.372	1:06.240	139.0	2:08:13.647
31	1	2:03.314	37.321	32.169	53.824	241.1	2:10:16.961
32	1	2:02.994	37.153	32.366	53.475	241.1	2:12:19.955
33	1	2:02.226	37.238	32.047	52.941	242.2	2:14:22.181
34	1	2:03.524	37.145	32.194	54.185	241.6	2:16:25.705
35	1	2:07.945 **B**	37.973	32.170	57.802	242.7	2:18:33.650
36	2	3:01.348	1:37.279	32.003	52.066	240.5	2:21:34.998
37	2	1:59.467	36.192	31.305	51.970	240.5	2:23:34.465
38	2	2:00.115	36.203	31.742	52.170	241.1	2:25:34.580
39	2	~~2:03.905~~ **B**	36.259	~~31.824~~	55.822	243.8	2:27:38.485
40	2	3:19.365	1:55.808	31.557	52.000	241.6	2:30:57.850
41	2	2:00.091	36.225	31.621	52.245	241.6	2:32:57.941
42	2	2:00.378	36.322	31.570	52.486	240.5	2:34:58.319
43	2	2:01.418	36.659	32.178	52.581	242.2	2:36:59.737
44	2	2:00.082	36.282	31.477	52.323	241.1	2:38:59.819
45	2	2:00.567	36.718	31.661	52.188	240.5	2:41:00.386
46	2	1:59.980	36.246	31.459	52.275	241.6	2:43:00.366
47	2	2:00.810	36.574	31.810	52.426	241.1	2:45:01.176
48	2	2:01.366	36.595	31.882	52.889	243.8	2:47:02.542
49	2	2:00.146	36.257	31.568	52.321	241.6	2:49:02.688
50	2	2:00.683	36.445	31.896	52.342	244.3	2:51:03.371
51	2	2:00.199	36.248	31.512	52.439	242.2	2:53:03.570
52	2	1:59.929	36.242	31.360	52.327	241.6	2:55:03.499
53	2	2:00.068	36.302	31.496	52.270	241.1	2:57:03.567
54	2	2:00.966	36.340	32.031	52.595	241.6	2:59:04.533
55	2	2:04.181	36.689	33.028	54.464	241.1	3:01:08.714
56	2	2:05.564	38.008	32.481	55.075	239.5	3:03:14.278
57	2	2:04.653	37.567	32.398	54.688	238.9	3:05:18.931
58	2	2:06.330 **B**	36.934	32.351	57.045	242.7	3:07:25.261

24 **Nielsen Racing** — Oreca 07 - Gibson — LMP2
1.Cem BÖLÜKBASI
2.Ferdinand HABSBURG
3.Filipe ALBUQUERQUE

Lap	D	Time	Sector 1	Sector 2	Sector 3	T. Spd	Elapsed
1	3	1:59.022	37.434	30.602	50.986	274.1	1:59.022
2	3	3:02.091	31.674	45.947	1:44.470	275.5	5:01.113
3	3	4:24.644	1:31.587	1:08.105	1:44.952		9:25.757
4	3	4:03.802	1:33.016	1:07.729	1:23.057		13:29.559
5	3	3:31.066	1:20.777	58.009	1:12.280		17:00.625
6	3	2:52.142	45.094	36.544	1:30.504	216.0	19:52.767
7	3	1:48.063	32.315	28.550	47.198	276.2	21:40.830
8	3	1:46.526	31.728	28.143	46.655	276.2	23:27.356
9	3	1:46.180	31.323	28.173	46.684	274.8	25:13.536
10	3	1:46.293	31.395	28.232	46.666	277.6	26:59.829
11	3	1:46.472	31.381	28.205	46.886	276.9	28:46.301
12	3	1:48.578	31.304	28.857	48.417	275.5	30:34.879
13	3	1:52.300	33.321	29.538	49.441	257.8	32:27.179
14	3	1:49.228	32.963	28.352	47.913	276.2	34:16.407
15	3	1:46.145	31.189	28.192	46.764	279.1	36:02.552
16	3	1:52.528	30.891	27.979	53.658	277.6	37:55.080
17	3	4:54.349	1:23.357	1:09.289	2:21.703		42:49.429
18	3	30:11.872	...	59.476	1:16.536		1:13:01.301
19	3	3:33.032	51.893	38.869	2:02.270	210.9	1:16:34.333
20	3	1:47.321	32.303	28.345	46.673	274.1	1:18:21.654
21	3	1:44.933	30.983	27.781	46.169	276.9	1:20:06.587
22	3	1:44.416	30.684	27.614	46.118	277.6	1:21:51.003
23	3	1:49.798 **B**	31.790	27.643	50.365	273.4	1:23:40.801
24	3	3:52.382	2:07.286	45.636	59.460		1:27:33.183
25	3	4:05.528	1:12.653	45.890	2:06.985		1:31:38.711
26	3	21:41.714	...	57.867	1:11.023		1:53:20.425
27	3	3:22.110	58.324	59.529	1:24.257		1:56:42.535
28	3	3:24.486	1:10.225	53.739	1:20.522	136.5	2:00:07.021
29	3	2:36.175	41.935	41.190	1:13.050	211.4	2:02:43.196
30	3	2:38.838	50.820	42.871	1:05.147	153.8	2:05:22.034
31	3	2:39.696	47.914	37.769	1:14.013	185.6	2:08:01.730
32	3	1:47.108	32.551	28.113	46.444	275.5	2:09:48.838
33	3	1:45.320	31.038	27.925	46.357	274.8	2:11:34.158
34	3	1:44.918	30.768	27.696	46.454	276.2	2:13:19.076
35	3	1:45.360	30.828	27.633	46.899	275.5	2:15:04.436
36	3	1:47.051	31.738	28.008	47.305	276.2	2:16:51.487
37	3	1:49.252	31.232	28.193	49.827	276.2	2:18:40.739
38	3	1:47.234	31.994	28.415	46.825	276.9	2:20:27.973
39	3	1:47.170	31.014	29.275	46.881	279.1	2:22:15.143
40	3	1:45.463	30.755	27.871	46.837	279.1	2:24:00.606
41	3	1:46.181	30.940	28.331	46.910	276.9	2:25:46.787
42	3	1:47.741	31.019	28.897	47.825	277.6	2:27:34.528
43	3	1:47.989	30.819	29.417	47.753	280.5	2:29:22.517
44	3	1:45.828	30.861	28.069	46.898	274.8	2:31:08.345
45	3	1:51.475 **B**	31.400	27.918	52.157	278.4	2:32:59.820
46	1	2:48.556	1:31.087	29.489	47.980	273.4	2:35:48.376
47	1	1:48.586	32.145	28.548	47.893	275.5	2:37:36.962
48	1	1:47.803	31.439	28.571	47.793	275.5	2:39:24.765
49	1	1:48.554	31.779	28.904	47.871	272.0	2:41:13.319
50	1	1:48.000	31.522	28.574	47.904	273.4	2:43:01.319
51	1	1:48.636	32.119	28.835	47.682	275.5	2:44:49.955
52	1	1:48.349	31.365	28.869	48.115	274.8	2:46:38.304
53	1	1:47.841	31.401	28.372	48.068	276.9	2:48:26.145
54	1	1:51.112	32.606	30.202	48.304	273.4	2:50:17.257
55	1	1:48.811	31.697	29.431	47.683	274.8	2:52:06.068
56	1	1:50.304	31.635	31.033	47.636	279.1	2:53:56.372
57	1	1:47.506	31.428	28.729	47.349	276.2	2:55:43.878
58	1	1:48.497	31.713	28.589	48.195	274.8	2:57:32.375
59	1	1:52.381	32.379	30.322	49.680	275.5	2:59:24.756
60	1	1:52.357	32.098	30.782	49.477	275.5	3:01:17.113
61	1	1:53.258	33.166	29.914	50.178	276.2	3:03:10.371
62	1	1:51.401	32.447	29.330	49.624	276.2	3:05:01.772
63	1	1:50.582	32.998	28.998	48.586	273.4	3:06:52.354
64	1	1:49.755	32.021	29.219	48.515	275.5	3:08:42.109
65	1	1:49.449	31.697	28.688	49.064	276.2	3:10:31.558
66	1	1:50.579	32.247	29.496	48.836	276.2	3:12:22.137
67	1	2:03.759 **B**	32.170	31.648	59.941	274.8	3:14:25.896

EUROPEAN LE MANS SERIES

GOODYEAR 4 HOURS OF SILVERSTONE

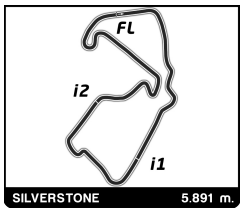

European Le Mans Series
Goodyear 4 Hours of Silverstone
Race

Sector Analysis

Lap under Red Flag | ~~Invalidated Lap~~ | Personal Best | Session Best | **B** Crossing the pit lane

Lap	D	Time	Sector 1	Sector 2	Sector 3	T. Spd	Elapsed
68	1	3:33.915	2:07.033	33.254	53.628	260.2	3:17:59.811
69	1	2:01.162	35.492	32.455	53.215	268.7	3:20:00.973
70	1	2:02.360	35.965	32.354	54.041	270.7	3:22:03.333
71	1	2:01.262	35.303	32.757	53.202	270.7	3:24:04.595
72	1	~~2:03.774~~	35.231	~~32.992~~	55.551	272.7	3:26:08.369
73	1	2:01.520	35.187	32.242	54.091	271.4	3:28:09.889
74	1	2:00.702	35.181	32.110	53.411	272.0	3:30:10.591
75	1	1:59.501	34.528	32.118	52.855	269.3	3:32:10.092
76	1	2:01.016	35.375	32.408	53.233	270.0	3:34:11.108
77	1	2:02.534	34.782	32.782	54.970	270.7	3:36:13.642
78	1	2:03.388	35.501	33.130	54.757	268.0	3:38:17.030
79	1	2:01.946	35.318	32.905	53.723	270.7	3:40:18.976
80	1	2:06.925 **B**	35.309	33.061	58.555	270.7	3:42:25.901
81	2	2:53.705	1:23.624	33.855	56.226	269.3	3:45:19.606
82	2	2:03.287	35.861	33.199	54.227	271.4	3:47:22.893
83	2	2:03.478	36.050	32.892	54.536	269.3	3:49:26.371
84	2	2:03.476	36.322	33.249	53.905	268.7	3:51:29.847
85	2	2:05.173	36.240	35.080	53.853	266.0	3:53:35.020
86	2	2:02.981	35.523	33.285	54.173	271.4	3:55:38.001
87	2	2:02.612	35.391	33.555	53.666	268.7	3:57:40.613
88	2	2:03.576	35.612	34.064	53.900	269.3	3:59:44.189
89	2	2:01.836	35.478	32.989	53.369	271.4	4:01:46.025
90	2	2:02.236	35.133	33.300	53.803	269.3	4:03:48.261
91	2	2:03.402	36.598	33.129	53.675	270.0	4:05:51.663
92	2	2:01.879	34.974	33.317	53.588	270.7	4:07:53.542
93	2	2:02.169	35.294	33.193	53.682	272.0	4:09:55.711
94	2	2:01.704	35.405	32.956	53.343	269.3	4:11:57.415
95	2	2:02.366	35.577	33.294	53.495	270.0	4:13:59.781
96	2	2:01.812	34.836	32.886	54.090	270.0	4:16:01.593
97	2	2:01.681	34.827	33.194	53.660	271.4	4:18:03.274
98	2	2:01.692	35.311	32.810	53.571	269.3	4:20:04.966
99	2	2:01.790	35.323	32.904	53.563	271.4	4:22:06.756
100	2	2:03.059	35.207	33.997	53.855	267.3	4:24:09.815
101	2	2:01.390	34.953	32.928	53.509	270.0	4:26:11.205
102	2	2:07.602 **B**	35.189	32.919	59.494	270.7	4:28:18.807
103	2	3:51.577	1:17.524	48.440	1:45.613	268.7	4:32:10.384
104	2	3:24.329	1:31.789	53.938	58.602		4:35:34.713

25 **Algarve Pro Racing** — Oreca 07 - Gibson, LMP2
1.Matthias KAISER
2.Lorenzo FLUXA
3.Théo POURCHAIRE

Lap	D	Time	Sector 1	Sector 2	Sector 3	T. Spd	Elapsed
1	1	1:53.617	36.367	29.421	47.829	271.4	1:53.617
2	1	2:54.072	31.421	38.092	1:44.559	278.4	4:47.689
3	1	4:24.078 **B**	1:31.365	1:07.627	1:45.086		9:11.767
4	1	4:20.899	1:54.080	1:07.953	1:18.866		13:32.666
5	1	3:30.624	1:19.734	58.529	1:12.361		17:03.290
6	1	2:50.788	45.163	36.763	1:28.862	184.6	19:54.078
7	1	1:49.842	32.973	29.202	47.667	278.4	21:43.920
8	1	1:46.772	31.457	28.430	46.885	278.4	23:30.692
9	1	1:47.133	31.712	28.234	47.187	275.5	25:17.825
10	1	1:46.835	31.517	28.274	47.044	277.6	27:04.660
11	1	1:46.968	31.645	28.350	46.973	276.9	28:51.628
12	1	1:48.091	31.390	28.366	48.335	275.5	30:39.719
13	1	1:55.034	35.063	29.195	50.776	274.1	32:34.753
14	1	1:50.394	32.638	29.025	48.731	267.3	34:25.147
15	1	1:50.296	32.452	28.775	49.069	279.1	36:15.443
16	1	1:58.323	32.165	28.361	57.797	277.6	38:13.766
17	1	**5:03.894**	1:13.316	1:09.629	2:40.949		43:17.660
18	1	29:53.537	...	58.286	1:16.687	120.0	1:13:11.197
19	1	3:28.275	52.981	36.381	1:58.913	159.3	1:16:39.472
20	1	1:49.407	32.857	29.060	47.490	276.2	1:18:28.879
21	1	1:46.582	31.407	28.356	46.819	277.6	1:20:15.461
22	1	1:45.811	30.947	28.198	46.666	277.6	1:22:01.272
23	1	1:45.805	30.863	28.259	46.683	278.4	1:23:47.077
24	1	1:59.980	30.965	28.190	1:00.825	279.1	1:25:47.057
25	1	**4:42.329**	1:34.719	1:05.386	2:02.224		1:30:29.386
26	1	22:38.257	...	56.712	1:12.646		1:53:07.643
27	1	3:24.343	59.783	59.780	1:24.780		1:56:31.986
28	1	3:28.386 **B**	1:09.035	56.489	1:22.862		2:00:00.372
29	2	2:56.013	1:37.543	29.894	48.576	264.1	2:02:56.385
30	2	2:36.012	49.857	39.709	1:06.446	160.2	2:05:32.397
31	2	2:35.192	47.808	35.071	1:12.313	207.7	2:08:07.589
32	2	1:50.720	32.923	29.616	48.181	278.4	2:09:58.309
33	2	1:46.229	31.253	28.325	**46.651**	277.6	2:11:44.538
34	2	1:45.814	31.038	**28.026**	46.750	277.6	2:13:30.352
35	2	**1:45.596**	30.863	28.055	46.678	276.9	2:15:15.948
36	2	1:46.406	**30.651**	28.151	47.604	276.9	2:17:02.354
37	2	1:46.881	30.864	29.010	47.007	278.4	2:18:49.235
38	2	1:49.704	32.034	28.590	49.080	277.6	2:20:38.939
39	2	1:46.271	30.890	28.268	47.113	277.6	2:22:25.210
40	2	~~1:46.992~~	31.594	~~28.380~~	47.018	277.6	2:24:12.202
41	2	1:46.159	30.878	28.315	46.966	278.4	2:25:58.361
42	2	1:47.733	32.120	28.224	47.389	277.6	2:27:46.094
43	2	1:46.839	31.161	28.395	47.283	278.4	2:29:32.933
44	2	1:47.385	32.319	28.327	46.739	275.5	2:31:20.318
45	2	1:47.433	30.700	28.675	48.058	278.4	2:33:07.751
46	2	1:47.104	30.870	28.513	47.721	275.5	2:34:54.855
47	2	1:49.767	33.672	29.205	46.890	275.5	2:36:44.622
48	2	1:45.795	30.711	28.200	46.884	276.9	2:38:30.417
49	2	1:47.548	30.705	28.817	48.026	278.4	2:40:17.965
50	2	1:48.710	31.871	29.111	47.728	277.6	2:42:06.675
51	2	1:51.615 **B**	31.188	29.317	51.110	277.6	2:43:58.290
52	2	2:50.373	1:34.225	28.949	47.199	276.2	2:46:48.663
53	2	1:46.621	30.995	28.389	47.237	276.2	2:48:35.284
54	2	1:47.701	31.017	29.308	47.376	276.2	2:50:22.985
55	2	1:49.266	33.054	28.361	47.851	275.5	2:52:12.251
56	2	1:48.391	30.939	28.654	48.798	276.9	2:54:00.642
57	2	1:46.890	31.116	28.281	47.493	276.2	2:55:47.532
58	2	1:48.004	31.105	28.798	48.101	277.6	2:57:35.536
59	2	1:49.594	31.598	29.238	48.758	275.5	2:59:25.130
60	2	1:53.201	32.046	31.194	49.961	276.9	3:01:18.331
61	2	1:53.810	32.911	29.546	51.353	276.2	3:03:12.141
62	2	1:51.726	32.128	29.575	50.023	276.2	3:05:03.867
63	2	1:50.327	32.606	29.533	48.188	278.4	3:06:54.194
64	2	1:50.032	31.385	29.019	49.628	276.2	3:08:44.226
65	2	1:49.156	31.745	28.883	48.528	279.1	3:10:33.382
66	2	1:51.296	32.781	28.902	49.613	277.6	3:12:24.678

EUROPEAN LE MANS SERIES

GOODYEAR 4 HOURS OF SILVERSTONE

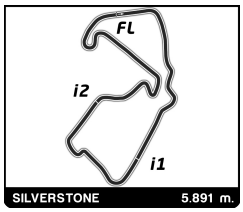

European Le Mans Series
Goodyear 4 Hours of Silverstone
Race

Sector Analysis

Lap under Red Flag | ~~Invalidated Lap~~ | Personal Best | Session Best | **B** Crossing the pit lane

Lap	D	Time	Sector 1	Sector 2	Sector 3	T. Spd	Elapsed
67	2	2:01.541	33.765	31.517	56.259	273.4	3:14:26.219
68	2	2:24.165 **B**	38.399	37.828	1:07.938	268.7	3:16:50.384
69	3	3:21.492	1:53.451	33.552	54.489	266.7	3:20:11.876
70	3	2:01.384	35.542	32.369	53.473	269.3	3:22:13.260
71	3	2:00.755	35.472	32.047	53.236	274.8	3:24:14.015
72	3	1:59.331	35.579	31.694	52.058	276.2	3:26:13.346
73	3	2:11.001	46.326	31.777	52.898	274.1	3:28:24.347
74	3	1:59.773	34.479	31.797	53.497	274.8	3:30:24.120
75	3	1:59.765	34.651	32.619	52.495	276.2	3:32:23.885
76	3	1:59.155	34.267	32.299	52.589	276.9	3:34:23.040
77	3	2:00.378	34.764	32.545	53.069	274.1	3:36:23.418
78	3	2:01.611	35.509	32.605	53.497	272.0	3:38:25.029
79	3	2:03.601	36.202	33.110	54.289	273.4	3:40:28.630
80	3	2:02.159	35.870	33.047	53.242	272.7	3:42:30.789
81	3	2:03.617	35.627	33.172	54.818	274.1	3:44:34.406
82	3	2:04.167	36.634	33.063	54.470	274.1	3:46:38.573
83	3	2:04.004	35.885	33.209	54.910	274.1	3:48:42.577
84	3	2:03.621	36.482	33.191	53.948	274.1	3:50:46.198
85	3	2:03.499	36.171	33.085	54.243	274.8	3:52:49.697
86	3	2:04.283	36.422	32.991	54.870	268.7	3:54:53.980
87	3	2:02.717	35.273	33.226	54.218	275.5	3:56:56.697
88	3	2:02.732	35.528	33.017	54.187	275.5	3:58:59.429
89	3	2:01.828	35.612	32.643	53.573	272.0	4:01:01.257
90	3	2:07.975 **B**	35.440	33.037	59.498	275.5	4:03:09.232
91	3	3:08.722	1:39.729	34.235	54.758	272.7	4:06:17.954
92	3	2:05.313	36.137	33.671	55.505	272.7	4:08:23.267
93	3	2:04.546	36.185	33.297	55.064	271.4	4:10:27.813
94	3	2:03.064	35.376	33.376	54.312	274.1	4:12:30.877
95	3	2:02.997	35.760	33.126	54.111	274.1	4:14:33.874
96	3	2:02.698	35.391	32.997	54.310	273.4	4:16:36.572
97	3	2:03.432	35.262	33.275	54.895	273.4	4:18:40.004
98	3	2:02.659	35.183	33.183	54.293	272.0	4:20:42.663
99	3	2:02.962	35.662	33.276	54.024	272.7	4:22:45.625
100	3	2:04.949	35.580	33.420	55.949	272.0	4:24:50.574
101	3	2:03.424	35.676	33.356	54.392	274.1	4:26:53.998
102	3	~~2:04.490~~	36.090	~~33.281~~	55.119	274.1	4:28:58.488
103	3	3:04.902	36.508	42.958	1:45.436	274.1	4:32:03.390
104	3	3:27.293	1:32.144	54.679	1:00.470		4:35:30.683

27 **Nielsen Racing** — Oreca 07 - Gibson
1.John FALB 3.Sergio SETTE CAMARA 2.James ALLEN — LMP2 Pro/Am

Lap	D	Time	Sector 1	Sector 2	Sector 3	T. Spd	Elapsed
1	1	2:01.269	39.964	31.468	49.837	272.0	2:01.269
2	1	3:04.302	32.720	47.153	1:44.429	274.8	5:05.571
3	1	4:22.698	1:30.975	1:07.563	1:44.160		9:28.269
4	1	4:03.217	1:31.082	1:07.536	1:24.599		13:31.486
5	1	3:31.231	1:20.163	58.469	1:12.599		17:02.717
6	1	2:51.008	44.777	36.856	1:29.375	196.7	19:53.725
7	1	1:51.985	33.091	29.198	49.696	272.7	21:45.710
8	1	1:49.031	32.363	28.575	48.093	275.5	23:34.741
9	1	1:47.913	31.686	28.467	47.760	275.5	25:22.654
10	1	1:47.803	31.911	28.315	47.577	275.5	27:10.457
11	1	1:47.387	31.355	28.374	47.658	276.2	28:57.844
12	1	~~1:50.640~~	31.639	~~30.123~~	48.878	272.7	30:48.484
13	1	1:52.901	31.942	29.532	51.427	276.9	32:41.385
14	1	1:52.859	34.650	29.193	49.016	272.7	34:34.244
15	1	1:51.627	33.521	29.454	48.652	266.0	36:25.871
16	1	2:09.576	33.850	29.695	1:06.031	268.7	38:35.447
17	1	5:08.917	56.827	1:09.472	3:02.618		43:44.364
18	1	29:34.246	...	59.519	1:14.651	172.2	1:13:18.610
19	1	3:22.856	52.613	36.702	1:53.541	135.7	1:16:41.466
20	1	1:53.323	34.022	29.986	49.315	274.8	1:18:34.789
21	1	1:49.428	32.605	28.748	48.075	276.9	1:20:24.217
22	1	1:48.395	32.114	28.568	47.713	276.2	1:22:12.612
23	1	1:52.249 **B**	31.475	28.366	52.408	276.9	1:24:04.861
24	1	3:41.710	2:01.536	41.355	58.819		1:27:46.571
25	1	22:19.786	1:11.275	41.063	...		1:50:06.357
26	1	3:21.824	1:12.819	58.105	1:10.900	120.4	1:53:28.181
27	1	3:21.791	56.019	1:03.445	1:22.327	171.4	1:56:49.972
28	1	3:24.497 **B**	1:09.904	50.638	1:23.955	167.2	2:00:14.469
29	3	2:56.974	1:36.557	31.259	49.158	247.7	2:03:11.443
30	3	2:27.015	42.243	39.164	1:05.608	149.4	2:05:38.458
31	3	2:31.959	53.048	30.492	1:08.419	149.4	2:08:10.417
32	3	1:51.842	33.841	28.755	49.246	272.7	2:10:02.259
33	3	1:47.841	32.569	28.218	47.054	271.4	2:11:50.100
34	3	1:46.064	31.345	27.889	46.830	276.9	2:13:36.164
35	3	1:46.169	31.162	28.004	47.003	277.6	2:15:22.333
36	3	1:46.033	31.086	28.076	46.871	276.9	2:17:08.366
37	3	1:48.899	32.900	28.894	47.105	275.5	2:18:57.265
38	3	1:50.586	31.170	28.884	50.532	276.9	2:20:47.851
39	3	~~1:48.247~~	31.391	~~28.884~~	47.972	275.5	2:22:36.098
40	3	1:46.804	31.214	28.208	47.382	279.8	2:24:22.902
41	3	1:46.803	31.044	28.261	47.498	277.6	2:26:09.705
42	3	1:47.133	31.303	28.228	47.602	275.5	2:27:56.838
43	3	1:47.780	32.045	28.160	47.575	276.9	2:29:44.618
44	3	1:47.391	30.862	28.534	47.995	278.4	2:31:32.009
45	3	1:45.789	30.797	28.096	46.896	276.2	2:33:17.798
46	3	2:18.144 **B**	30.937	29.311	1:17.896	275.5	2:35:35.942
47	3	19:59.313	...	36.400	54.407	235.8	2:55:35.255
48	3	1:54.942	35.194	29.896	49.852	268.0	2:57:30.197
49	3	1:52.628	32.545	31.211	48.872	274.8	2:59:22.825
50	3	1:56.119	33.219	32.849	50.051	273.4	3:01:18.944
51	3	1:54.176	33.615	29.524	51.037	274.1	3:03:13.120
52	3	1:51.941	32.779	29.612	49.550	274.8	3:05:05.061
53	3	1:52.127	34.460	29.381	48.286	271.4	3:06:57.188
54	3	1:49.483	32.088	28.521	48.874	275.5	3:08:46.671
55	3	1:48.372	32.039	28.650	47.683	272.7	3:10:35.043
56	3	1:51.377	32.471	29.157	49.749	275.5	3:12:26.420
57	3	2:01.544	34.057	32.318	55.169	274.1	3:14:27.964
58	3	2:16.369	38.086	37.072	1:01.211	270.7	3:16:44.333
59	3	2:18.117	39.579	37.069	1:01.469	265.4	3:19:02.450
60	3	2:25.859 **B**	40.490	38.172	1:07.197	264.7	3:21:28.309
61	2	3:21.160	1:51.195	34.723	55.242	254.1	3:24:49.469
62	2	2:03.478	36.805	32.622	54.051	262.1	3:26:52.947
63	2	1:59.957	35.005	31.918	53.034	269.3	3:28:52.904
64	2	2:00.463	34.722	32.061	53.680	270.0	3:30:53.367
65	2	2:00.419	34.967	32.666	52.786	270.0	3:32:53.786

EUROPEAN LE MANS SERIES

GOODYEAR 4 HOURS OF SILVERSTONE

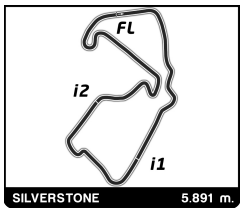

European Le Mans Series
Goodyear 4 Hours of Silverstone
Race

Sector Analysis

Lap under Red Flag | ~~Invalidated Lap~~ | Personal Best | Session Best | **B** Crossing the pit lane

Lap	D	Time	Sector 1	Sector 2	Sector 3	T. Spd	Elapsed
66	2	2:00.455	34.384	32.553	53.518	269.3	3:34:54.241
67	2	2:02.861	35.409	33.121	54.331	269.3	3:36:57.102
68	2	2:03.204	35.525	33.071	54.608	268.0	3:39:00.306
69	2	2:02.833	36.311	32.883	53.639	266.0	3:41:03.139
70	2	2:02.207	35.342	32.917	53.948	269.3	3:43:05.346
71	2	2:03.495	36.314	33.178	54.003	266.0	3:45:08.841
72	2	2:03.379	36.243	32.967	54.169	268.0	3:47:12.220
73	2	2:02.187	35.398	33.056	53.733	268.0	3:49:14.407
74	2	2:03.418	35.577	33.492	54.349	268.0	3:51:17.825
75	2	2:02.628	35.374	33.856	53.398	269.3	3:53:20.453
76	2	2:02.851	35.294	33.804	53.753	268.7	3:55:23.304
77	2	2:02.101	35.243	33.219	53.639	269.3	3:57:25.405
78	2	2:04.051	36.751	33.159	54.141	269.3	3:59:29.456
79	2	2:02.223	35.200	33.069	53.954	268.7	4:01:31.679
80	2	2:03.386	35.991	33.566	53.829	269.3	4:03:35.065
81	2	2:02.156	35.211	33.101	53.844	269.3	4:05:37.221
82	2	2:06.335 **B**	35.411	33.153	57.771	269.3	4:07:43.556
83	2	3:06.930	1:39.106	33.349	54.475	268.0	4:10:50.486
84	2	2:04.706	35.838	33.695	55.173	266.7	4:12:55.192
85	2	2:03.502	35.670	33.743	54.089	268.0	4:14:58.694
86	2	2:03.299	35.874	33.313	54.112	269.3	4:17:01.993
87	2	2:14.237	36.639	42.640	54.958	267.3	4:19:16.230
88	2	2:03.627	35.760	33.435	54.432	268.0	4:21:19.857
89	2	2:04.034	36.202	33.586	54.246	266.7	4:23:23.891
90	2	2:04.493	36.491	33.529	54.473	268.0	4:25:28.384
91	2	2:03.329	35.657	33.382	54.290	268.7	4:27:31.713
92	2	2:03.997	35.668	33.592	54.737	268.0	4:29:35.710
93	2	3:50.727	55.294	1:08.764	1:46.669		4:33:26.437
94	2	2:46.335	1:10.910	36.467	58.958	257.1	4:36:12.772

28 **IDEC Sport** — Oreca 07 - Gibson — LMP2
1.Paul LAFARGUE
2.Job VAN UITERT
3.Paul-Loup CHATIN

Lap	D	Time	Sector 1	Sector 2	Sector 3	T. Spd	Elapsed
1	1	1:57.926	38.232	30.625	49.069	272.7	1:57.926
2	1	3:02.342	32.134	45.548	1:44.660	276.2	5:00.268
3	1	4:25.014	1:31.450	1:08.035	1:45.529		9:25.282
4	1	4:03.077	1:32.061	1:08.003	1:23.013		13:28.359
5	1	3:30.800	1:20.491	58.190	1:12.119		16:59.159
6	1	2:53.493	44.179	37.866	1:31.448	177.3	19:52.652
7	1	1:50.357	33.402	29.314	47.641	273.4	21:43.009
8	1	1:47.216	31.546	28.235	47.435	276.2	23:30.225
9	1	1:46.705	31.487	28.171	47.047	274.8	25:16.930
10	1	1:47.130	31.370	28.604	47.156	275.5	27:04.060
11	1	1:46.739	31.381	28.226	47.132	274.8	28:50.799
12	1	1:47.606	31.146	28.847	47.613	272.7	30:38.405
13	1	1:53.143	33.986	29.895	49.262	279.8	32:31.548
14	1	1:53.152	35.376	29.136	48.640	273.4	34:24.700
15	1	1:48.509	32.474	28.323	47.712	276.9	36:13.209
16	1	1:58.243	31.109	28.003	59.131	276.2	38:11.452
17	1	**4:59.645**	1:13.747	1:09.763	2:36.135		43:11.097
18	1	29:57.872	...	57.893	1:16.888		1:13:08.969
19	1	3:29.911	53.136	36.908	1:59.867	145.9	1:16:38.880
20	1	1:51.066	34.304	29.224	47.538	275.5	1:18:29.946
21	1	1:46.364	31.124	28.512	46.728	275.5	1:20:16.310
22	1	**1:45.647**	**30.794**	28.251	**46.602**	275.5	1:22:01.957
23	1	~~1:49.647~~ **B**	30.989	~~28.348~~	50.310	275.5	1:23:51.604
24	1	3:57.177	2:16.919	41.320	58.938		1:27:48.781
25	1	22:22.334	1:11.616	39.971	...		1:50:11.115
26	1	3:19.190	1:10.229	59.383	1:09.578		1:53:30.305
27	1	3:21.121	56.352	1:02.941	1:21.828	158.4	1:56:51.426
28	1	3:24.587 **B**	1:10.379	50.146	1:24.062	130.4	2:00:16.013
29	2	2:41.917	1:23.208	29.962	48.747	236.3	2:02:57.930
30	2	2:35.288	49.426	39.884	1:05.978	144.2	2:05:33.218
31	2	2:34.783	48.168	34.668	1:11.947	198.9	2:08:08.001
32	2	1:51.065	33.170	29.399	48.496	277.6	2:09:59.066
33	2	1:47.021	31.601	28.418	47.002	275.5	2:11:46.087
34	2	1:45.965	31.113	28.001	46.851	276.2	2:13:32.052
35	2	1:45.823	31.123	**27.977**	46.723	275.5	2:15:17.875
36	2	1:47.010	31.028	28.106	47.876	275.5	2:17:04.885
37	2	1:49.104	32.797	28.259	48.048	276.9	2:18:53.989
38	2	1:48.131	31.155	29.081	47.895	277.6	2:20:42.120
39	2	~~1:50.557~~	33.440	~~28.920~~	48.197	272.0	2:22:32.677
40	2	1:46.851	31.213	28.318	47.320	276.2	2:24:19.528
41	2	1:45.850	30.961	28.061	46.828	277.6	2:26:05.378
42	2	1:46.534	30.851	28.338	47.345	276.9	2:27:51.912
43	2	1:46.259	30.987	28.291	46.981	277.6	2:29:38.171
44	2	1:47.475	31.284	29.141	47.050	277.6	2:31:25.646
45	2	1:46.466	30.938	28.123	47.405	277.6	2:33:12.112
46	2	1:47.240	31.934	28.171	47.135	274.8	2:34:59.352
47	2	1:51.313	32.718	30.485	48.110	274.8	2:36:50.665
48	2	1:46.984	31.774	28.053	47.157	276.9	2:38:37.649
49	2	~~1:46.331~~	30.970	~~28.160~~	47.201	276.2	2:40:23.980
50	2	1:52.270 **B**	31.223	28.760	52.287	277.6	2:42:16.250
51	2	2:49.012	1:32.337	28.771	47.904	274.1	2:45:05.262
52	2	1:48.053	31.817	28.629	47.607	274.8	2:46:53.315
53	2	1:47.600	31.496	28.427	47.677	275.5	2:48:40.915
54	2	1:47.439	31.363	28.327	47.749	274.8	2:50:28.354
55	2	1:49.457	31.658	30.200	47.599	276.9	2:52:17.811
56	2	~~1:47.793~~	~~31.728~~	28.372	47.693	274.8	2:54:05.604
57	2	1:50.082	32.501	29.342	48.239	276.2	2:55:55.686
58	2	1:47.934	31.632	28.690	47.612	273.4	2:57:43.620
59	2	1:50.225	32.049	29.894	48.282	274.8	2:59:33.845
60	2	1:51.753	31.640	30.197	49.916	275.5	3:01:25.598
61	2	1:51.853	32.520	29.359	49.974	275.5	3:03:17.451
62	2	~~1:53.017~~	34.082	~~29.504~~	49.431	273.4	3:05:10.468
63	2	1:51.167	32.725	29.808	48.634	274.8	3:07:01.635
64	2	1:49.159	31.912	29.014	48.233	276.2	3:08:50.794
65	2	1:51.174	33.094	29.108	48.972	273.4	3:10:41.968
66	2	1:52.728	31.785	30.479	50.464	274.8	3:12:34.696
67	2	2:00.567	33.129	31.956	55.482	273.4	3:14:35.263
68	2	2:19.593 **B**	37.524	35.567	1:06.502	266.7	3:16:54.856
69	3	3:26.092	1:54.498	35.072	56.522	261.5	3:20:20.948
70	3	2:03.810	36.223	33.145	54.442	269.3	3:22:24.758
71	3	2:03.349	36.326	33.165	53.858	272.0	3:24:28.107
72	3	2:00.346	35.530	31.960	52.856	270.0	3:26:28.453
73	3	2:01.809	36.808	31.778	53.223	270.7	3:28:30.262
74	3	2:00.691	35.527	32.028	53.136	270.7	3:30:30.953

EUROPEAN LE MANS SERIES

GOODYEAR 4 HOURS OF SILVERSTONE

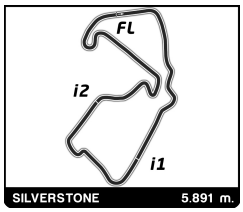

European Le Mans Series
Goodyear 4 Hours of Silverstone
Race

Sector Analysis

Lap under Red Flag | ~~Invalidated Lap~~ | Personal Best | Session Best | **B** Crossing the pit lane

Lap	D	Time	Sector 1	Sector 2	Sector 3	T. Spd	Elapsed
75	3	2:00.803	35.685	32.606	52.512	271.4	3:32:31.756
76	3	2:00.874	35.855	32.492	52.527	270.7	3:34:32.630
77	3	2:02.315	34.963	33.255	54.097	270.7	3:36:34.945
78	3	2:03.038	35.674	32.661	54.703	270.0	3:38:37.983
79	3	2:02.738	36.035	32.644	54.059	270.0	3:40:40.721
80	3	2:02.348	35.762	32.680	53.906	271.4	3:42:43.069
81	3	2:02.172	35.771	32.743	53.658	270.7	3:44:45.241
82	3	2:03.480	35.600	33.025	54.855	271.4	3:46:48.721
83	3	2:03.181	35.814	33.285	54.082	269.3	3:48:51.902
84	3	2:03.119	35.377	33.734	54.008	271.4	3:50:55.021
85	3	2:02.732	35.250	33.167	54.315	271.4	3:52:57.753
86	3	2:04.214	35.813	33.331	55.070	272.0	3:55:01.967
87	3	2:02.643	35.379	33.147	54.117	272.0	3:57:04.610
88	3	2:03.218	35.905	33.289	54.024	272.0	3:59:07.828
89	3	2:01.648	35.298	32.850	53.500	271.4	4:01:09.476
90	3	2:06.984 **B**	35.716	33.157	58.111	271.4	4:03:16.460
91	3	3:05.757	1:37.893	33.194	54.670	270.0	4:06:22.217
92	3	2:03.792	35.845	33.289	54.658	270.0	4:08:26.009
93	3	2:04.086	35.750	33.394	54.942	272.0	4:10:30.095
94	3	2:03.424	36.445	32.991	53.988	270.7	4:12:33.519
95	3	2:03.018	35.570	33.203	54.245	270.7	4:14:36.537
96	3	2:01.839	35.266	32.699	53.874	269.3	4:16:38.376
97	3	2:02.401	35.538	32.822	54.041	270.7	4:18:40.777
98	3	2:02.417	35.427	32.939	54.051	268.0	4:20:43.194
99	3	2:03.265	35.497	33.140	54.628	270.0	4:22:46.459
100	3	2:03.474	35.541	33.123	54.810	268.7	4:24:49.933
101	3	2:02.792	35.266	33.184	54.342	270.0	4:26:52.725
102	3	2:03.768	36.129	33.141	54.498	270.7	4:28:56.493
103	3	3:04.404	36.329	42.623	1:45.452	272.0	4:32:00.897
104	3	3:27.730	1:31.991	55.571	1:00.168		4:35:28.627

29 **TDS Racing** — Oreca 07 - Gibson — LMP2 Pro/Am
1.Rodrigo SALES 2.Mathias BECHE 3.Clément NOVALAK

Lap	D	Time	Sector 1	Sector 2	Sector 3	T. Spd	Elapsed
1	1	2:30.920	1:06.506	32.026	52.388	246.0	2:30.920
2	1	3:54.245	1:01.819	1:07.770	1:44.656		6:25.165
3	1	4:26.006 **B**	1:31.399	1:07.790	1:46.817		10:51.171
4	1	3:36.212	1:57.947	39.778	58.487	192.2	14:27.383
5	1	3:04.716	55.980	57.343	1:11.393		17:32.099
6	1	2:43.637	47.013	34.436	1:22.188	179.1	20:15.736
7	1	2:02.821	36.299	35.004	51.518	270.7	22:18.557
8	1	1:59.592	35.662	31.013	52.917	273.4	24:18.149
9	1	1:53.284	34.093	30.140	49.051	272.7	26:11.433
10	1	1:49.708	32.743	29.004	47.961	275.5	28:01.141
11	1	1:51.148	33.082	29.750	48.316	276.2	29:52.289
12	1	1:48.161	32.016	28.681	47.464	276.9	31:40.450
13	1	~~1:48.663~~	32.222	~~28.839~~	47.602	278.4	33:29.113
14	1	1:47.689	31.833	28.487	47.369	277.6	35:16.802
15	1	1:48.935	31.797	28.795	48.343	279.1	37:05.737
16	1	2:36.619	40.088	43.890	1:12.641	203.4	39:42.356
17	1	31:05.125	51.815	42.187	...	196.7	1:10:47.481
18	1	3:05.727	1:01.877	47.468	1:16.382	162.2	1:13:53.208
19	1	3:03.184	45.513	40.274	1:37.397	179.7	1:16:56.392
20	1	2:20.123	37.236	48.846	54.041	256.5	1:19:16.515
21	1	1:52.765	33.972	29.985	48.808	276.2	1:21:09.280
22	1	2:03.784 **B**	34.606	32.045	57.133	260.2	1:23:13.064
23	1	2:22.979	53.400	29.573	1:00.006	274.8	1:25:36.043
24	1	3:19.888	1:32.864	48.084	58.940		1:28:55.931
25	1	21:55.621	1:05.232	48.004	...		1:50:51.552
26	1	3:05.405	1:01.059	49.453	1:14.893	155.4	1:53:56.957
27	1	3:16.778	57.223	58.352	1:21.203	127.1	1:57:13.735
28	1	3:23.314 **B**	1:13.597	45.976	1:23.741	127.4	2:00:37.049
29	2	3:03.249	1:34.429	32.540	56.280	270.7	2:03:40.298
30	2	2:09.088	38.558	32.968	57.562	225.5	2:05:49.386
31	2	2:29.156	51.729	34.896	1:02.531	176.2	2:08:18.542
32	2	1:48.998	33.537	28.601	46.860	275.5	2:10:07.540
33	2	1:47.128	32.097	28.303	46.728	276.9	2:11:54.668
34	2	**1:45.440**	30.700	**28.020**	46.720	279.8	2:13:40.108
35	2	1:45.618	30.797	28.127	**46.694**	279.1	2:15:25.726
36	2	1:45.556	30.724	28.092	46.740	279.1	2:17:11.282
37	2	~~1:47.418~~	31.125	~~29.166~~	47.127	279.8	2:18:58.700
38	2	~~1:48.683~~	**30.677**	~~28.499~~	49.507	279.1	2:20:47.383
39	2	1:48.205	31.162	29.387	47.656	279.8	2:22:35.588
40	2	1:46.229	30.788	28.247	47.194	275.5	2:24:21.817
41	2	1:46.729	31.167	28.326	47.236	279.8	2:26:08.546
42	2	1:47.045	31.033	28.423	47.589	279.1	2:27:55.591
43	2	1:47.646	30.959	28.690	47.997	279.1	2:29:43.237
44	2	1:47.021	30.933	28.494	47.594	279.8	2:31:30.258
45	2	1:46.320	30.979	28.290	47.051	280.5	2:33:16.578
46	2	1:48.274	31.545	29.365	47.364	279.8	2:35:04.852
47	2	1:48.914	31.189	29.723	48.002	278.4	2:36:53.766
48	2	1:46.500	31.151	28.306	47.043	279.1	2:38:40.266
49	2	1:46.079	30.925	28.200	46.954	279.1	2:40:26.345
50	2	1:47.284	30.952	28.534	47.798	278.4	2:42:13.629
51	2	1:53.383 **B**	32.873	28.456	52.054	279.8	2:44:07.012
52	2	2:49.948	1:33.672	28.694	47.582	276.9	2:46:56.960
53	2	1:46.853	31.305	28.401	47.147	276.2	2:48:43.813
54	2	1:47.429	31.923	28.334	47.172	276.9	2:50:31.242
55	2	1:48.716	32.283	28.551	47.882	275.5	2:52:19.958
56	2	1:47.385	31.058	28.736	47.591	280.5	2:54:07.343
57	2	1:49.406	32.210	29.432	47.764	279.1	2:55:56.749
58	2	1:47.545	31.238	28.604	47.703	277.6	2:57:44.294
59	2	1:49.982	32.119	29.588	48.275	276.9	2:59:34.276
60	2	1:53.103	33.023	30.565	49.515	274.8	3:01:27.379
61	2	1:50.034	32.413	29.193	48.428	276.2	3:03:17.413
62	2	1:52.115	33.730	29.247	49.138	272.7	3:05:09.528
63	2	1:51.718	32.304	29.416	49.998	279.8	3:07:01.246
64	2	1:48.617	31.602	28.929	48.086	278.4	3:08:49.863
65	2	~~1:51.279~~	~~33.223~~	29.575	48.481	277.6	3:10:41.142
66	2	1:52.452	31.615	31.088	49.749	276.2	3:12:33.594
67	2	2:06.849 **B**	32.961	32.103	1:01.785	274.8	3:14:40.443
68	3	3:30.289	2:00.823	34.150	55.316	252.3	3:18:10.732
69	3	2:01.655	36.049	32.067	53.539	272.0	3:20:12.387
70	3	2:01.856	35.373	32.493	53.990	273.4	3:22:14.243
71	3	2:01.096	35.094	32.459	53.543	274.1	3:24:15.339
72	3	2:00.727	35.394	32.187	53.146	272.7	3:26:16.066
73	3	2:02.505	37.311	32.039	53.155	271.4	3:28:18.571

EUROPEAN LE MANS SERIES

GOODYEAR 4 HOURS OF SILVERSTONE

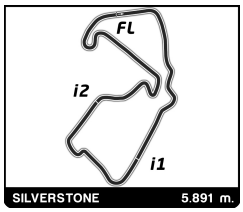

European Le Mans Series
Goodyear 4 Hours of Silverstone
Race

Sector Analysis

Lap under Red Flag | ~~Invalidated Lap~~ | Personal Best | Session Best | **B** Crossing the pit lane

Lap	D	Time	Sector 1	Sector 2	Sector 3	T. Spd	Elapsed
74	3	2:01.624	35.698	32.653	53.273	272.0	3:30:20.195
75	3	1:59.637	34.258	32.127	53.252	272.0	3:32:19.832
76	3	2:01.632	34.361	32.493	54.778	271.4	3:34:21.464
77	3	2:04.283	34.796	33.777	55.710	270.0	3:36:25.747
78	3	2:03.493	35.829	33.757	53.907	271.4	3:38:29.240
79	3	2:02.577	35.203	33.103	54.271	270.0	3:40:31.817
80	3	2:02.025	35.116	32.976	53.933	268.7	3:42:33.842
81	3	2:04.289	35.309	34.128	54.852	271.4	3:44:38.131
82	3	2:03.255	35.429	33.390	54.436	272.0	3:46:41.386
83	3	2:02.723	35.233	33.434	54.056	273.4	3:48:44.109
84	3	2:04.097	35.930	33.399	54.768	270.0	3:50:48.206
85	3	2:03.425	36.374	32.925	54.126	273.4	3:52:51.631
86	3	2:03.919	35.675	33.675	54.569	273.4	3:54:55.550
87	3	~~2:06.128~~	36.355	33.722	~~56.051~~	270.0	3:57:01.678
88	3	2:03.931	36.804	32.697	54.430	270.0	3:59:05.609
89	3	2:01.695	35.227	32.925	53.543	271.4	4:01:07.304
90	3	2:08.405 **B**	36.123	33.222	59.060	274.1	4:03:15.709
91	3	3:15.983 **B**	1:42.387	34.676	58.920	273.4	4:06:31.692
92	3	2:24.227	52.623	32.898	58.706	271.4	4:08:55.919
93	3	2:03.888	35.622	33.481	54.785	271.4	4:10:59.807
94	3	2:03.950	35.545	33.745	54.660	270.7	4:13:03.757
95	3	2:03.486	35.452	34.011	54.023	272.7	4:15:07.243
96	3	2:03.144	35.821	33.027	54.296	270.7	4:17:10.387
97	3	2:03.597	35.342	33.304	54.951	270.7	4:19:13.984
98	3	2:02.214	35.400	32.922	53.892	270.0	4:21:16.198
99	3	2:03.395	35.277	33.154	54.964	271.4	4:23:19.593
100	3	2:02.859	35.645	33.270	53.944	269.3	4:25:22.452
101	3	2:02.827	35.770	33.123	53.934	272.0	4:27:25.279
102	3	2:03.818	35.768	33.370	54.680	270.7	4:29:29.097
103	3	3:37.339	42.788	1:08.595	1:45.956		4:33:06.436
104	3	2:53.803	1:20.602	35.568	57.633	244.9	4:36:00.239

30 **Duqueine Team** — Oreca 07 - Gibson — LMP2
1.Benjamin PEDERSEN 3.Reshad DE GÉRUS
2.Roy NISSANY

Lap	D	Time	Sector 1	Sector 2	Sector 3	T. Spd	Elapsed
1	1	1:54.224	36.884	29.369	47.971	274.8	1:54.224
2	1	2:58.029	31.881	41.780	1:44.368	277.6	4:52.253
3	1	4:23.553	1:30.931	1:07.406	1:45.216		9:15.806
4	1	4:09.317	1:31.656	1:08.243	1:29.418		13:25.123
5	1	3:30.615	1:20.561	58.064	1:11.990		16:55.738
6	1	2:54.810	44.544	37.964	1:32.302	229.3	19:50.548
7	1	1:47.673	31.916	28.552	47.205	276.2	21:38.221
8	1	1:46.187	31.455	28.201	46.531	276.2	23:24.408
9	1	1:45.977	31.445	28.043	46.489	276.2	25:10.385
10	1	1:46.082	31.277	28.087	46.718	274.8	26:56.467
11	1	1:45.856	31.106	28.025	46.725	276.9	28:42.323
12	1	1:50.860	31.092	29.945	49.823	279.1	30:33.183
13	1	1:50.657	33.702	28.934	48.021	275.5	32:23.840
14	1	1:46.678	32.050	27.896	46.732	275.5	34:10.518
15	1	1:45.293	30.892	27.857	46.544	275.5	35:55.811
16	1	1:50.976	31.589	28.011	51.376	275.5	37:46.787
17	1	**5:00.366**	1:29.902	1:08.442	2:22.022		42:47.153
18	1	30:12.762	...	58.737	1:17.240		1:12:59.915
19	1	3:33.523	50.907	40.109	2:02.507	222.7	1:16:33.438
20	1	1:46.653	31.762	28.294	46.597	275.5	1:18:20.091
21	1	1:45.031	30.808	27.890	46.333	276.2	1:20:05.122
22	1	1:48.811 **B**	30.819	27.871	50.121	275.5	1:21:53.933
23	1	2:54.063	1:37.119	29.274	47.670	274.1	1:24:47.996
24	1	2:59.498	1:19.557	41.794	58.147		1:27:47.494
25	1	22:21.312	1:11.896	40.189	...		1:50:08.806
26	1	3:20.774	1:11.601	58.667	1:10.506		1:53:29.580
27	1	3:21.276	55.725	1:03.684	1:21.867	173.6	1:56:50.856
28	1	3:21.781	1:10.318	49.972	1:21.491	134.2	2:00:12.637
29	1	2:36.046 **B**	41.773	38.758	1:15.515	227.8	2:02:48.683
30	3	3:28.878	2:09.720	30.539	48.619	268.7	2:06:17.561
31	3	2:05.066	33.927	35.006	56.133	181.8	2:08:22.627
32	3	1:54.451	35.993	29.833	48.625	268.0	2:10:17.078
33	3	1:47.238	31.357	28.673	47.208	276.9	2:12:04.316
34	3	1:47.130	31.399	29.104	46.627	276.2	2:13:51.446
35	3	**1:44.413**	30.489	**27.637**	**46.287**	276.9	2:15:35.859
36	3	1:44.580	30.487	27.738	46.355	277.6	2:17:20.439
37	3	1:46.179	**30.373**	27.930	47.876	279.1	2:19:06.618
38	3	1:47.012	32.548	27.932	46.532	274.8	2:20:53.630
39	3	1:47.559	32.579	27.963	47.017	273.4	2:22:41.189
40	3	1:44.885	30.436	27.725	46.724	279.1	2:24:26.074
41	3	1:45.223	30.505	28.068	46.650	278.4	2:26:11.297
42	3	1:46.540	30.872	28.287	47.381	278.4	2:27:57.837
43	3	1:48.110	31.728	28.550	47.832	280.5	2:29:45.947
44	3	1:47.853	31.016	29.179	47.658	279.1	2:31:33.800
45	3	1:45.963	30.750	28.319	46.894	276.2	2:33:19.763
46	3	1:47.935	30.962	29.356	47.617	277.6	2:35:07.698
47	3	~~1:47.530~~	30.646	~~28.452~~	48.432	277.6	2:36:55.228
48	3	1:47.254	31.718	28.673	46.863	278.4	2:38:42.482
49	3	1:45.744	30.727	28.213	46.804	277.6	2:40:28.226
50	3	1:48.556	30.897	28.582	49.077	276.9	2:42:16.782
51	3	1:53.618 **B**	31.995	29.040	52.583	275.5	2:44:10.400
52	3	2:50.139	1:33.588	28.928	47.623	272.0	2:47:00.539
53	3	1:48.331	32.271	28.653	47.407	273.4	2:48:48.870
54	3	1:48.100	31.267	29.418	47.415	276.2	2:50:36.970
55	3	1:49.725	31.177	29.488	49.060	277.6	2:52:26.695
56	3	1:48.068	31.716	28.237	48.115	276.2	2:54:14.763
57	3	1:47.671	31.203	28.511	47.957	275.5	2:56:02.434
58	3	1:50.287	33.752	28.672	47.863	272.7	2:57:52.721
59	3	1:54.783	31.542	29.688	53.553	276.2	2:59:47.504
60	3	1:55.485	33.372	31.375	50.738	275.5	3:01:42.989
61	3	1:53.285	34.536	29.668	49.081	272.7	3:03:36.274
62	3	1:51.623	32.967	28.885	49.771	272.7	3:05:27.897
63	3	1:52.035	33.784	29.138	49.113	275.5	3:07:19.932
64	3	1:49.061	31.730	28.822	48.509	276.2	3:09:08.993
65	3	1:50.615	33.715	28.695	48.205	276.9	3:10:59.608
66	3	1:53.464	31.713	30.055	51.696	275.5	3:12:53.072
67	3	2:11.854 **B**	34.539	34.065	1:03.250	274.1	3:15:04.926
68	2	3:17.642	1:49.739	34.259	53.644	266.0	3:18:22.568
69	2	2:01.925	35.426	32.825	53.674	272.0	3:20:24.493
70	2	2:02.146	35.268	32.968	53.910	272.0	3:22:26.639
71	2	2:03.191	35.672	32.830	54.689	270.7	3:24:29.830
72	2	2:01.295	35.554	32.687	53.054	270.7	3:26:31.125

EUROPEAN LE MANS SERIES

GOODYEAR 4 HOURS OF SILVERSTONE

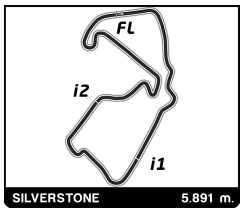

European Le Mans Series
Goodyear 4 Hours of Silverstone
Race

Sector Analysis

Lap under Red Flag | ~~Invalidated Lap~~ | Personal Best | Session Best | **B** Crossing the pit lane

Lap	D	Time	Sector 1	Sector 2	Sector 3	T. Spd	Elapsed
73	2	~~2:04.249~~	36.506	~~33.300~~	54.443	271.4	3:28:35.374
74	2	2:04.219	35.225	34.350	54.644	271.4	3:30:39.593
75	2	2:02.244	34.793	33.019	54.432	268.7	3:32:41.837
76	2	2:03.082	35.787	32.944	54.351	270.7	3:34:44.919
77	2	2:03.504	35.758	33.219	54.527	269.3	3:36:48.423
78	2	2:05.647	36.405	33.428	55.814	266.7	3:38:54.070
79	2	2:09.095 **B**	36.202	33.147	59.746	268.7	3:41:03.165
80	2	3:27.106	1:52.232	36.277	58.597	260.2	3:44:30.271
81	2	~~2:08.197~~	37.728	33.798	~~56.671~~	265.4	3:46:38.468
82	2	2:07.505	36.836	35.038	55.631	270.0	3:48:45.973
83	2	2:04.212	36.321	33.185	54.706	270.7	3:50:50.185
84	2	2:05.525	36.973	33.542	55.010	266.0	3:52:55.710
85	2	2:04.109	35.793	33.692	54.624	270.7	3:54:59.819
86	2	2:03.171	35.626	33.157	54.388	270.0	3:57:02.990
87	2	2:03.126	35.997	33.261	53.868	267.3	3:59:06.116
88	2	2:02.718	35.798	33.087	53.833	269.3	4:01:08.834
89	2	2:02.789	35.455	33.112	54.222	271.4	4:03:11.623
90	2	2:03.215	36.013	33.488	53.714	270.7	4:05:14.838
91	2	2:03.742	35.512	33.842	54.388	270.7	4:07:18.580
92	2	2:02.595	35.082	32.917	54.596	267.3	4:09:21.175
93	2	2:04.689	35.464	33.572	55.653	268.7	4:11:25.864
94	2	2:02.683	35.008	33.852	53.823	271.4	4:13:28.547
95	2	2:02.651	35.182	34.001	53.468	270.0	4:15:31.198
96	2	2:02.579	35.913	33.108	53.558	270.7	4:17:33.777
97	2	2:03.437	36.024	33.070	54.343	268.7	4:19:37.214
98	2	2:01.715	34.825	32.729	54.161	271.4	4:21:38.929
99	2	2:01.929	35.010	33.191	53.728	272.0	4:23:40.858
100	2	2:02.365	35.660	33.108	53.597	271.4	4:25:43.223
101	2	2:08.041 **B**	35.361	32.974	59.706	269.3	4:27:51.264
102	2	~~3:34.942~~	1:27.182	~~34.372~~	1:33.388	268.7	4:31:26.206
103	2	3:45.828	1:31.849	1:08.367	1:05.612		4:35:12.034

31 **Racing Spirit of Leman** — Ligier JS P325 - Toyota — LMP3
1.Jacques WOLFF 3.Marius FOSSARD
2.Jean-Ludovic FOUBERT

Lap	D	Time	Sector 1	Sector 2	Sector 3	T. Spd	Elapsed
1	1	6:10.092	48.602	34.703	4:46.787	241.6	6:10.092
2	1	4:27.734	1:32.481	1:08.382	1:46.871		10:37.826
3	1	3:15.902	1:31.526	44.482	59.894		13:53.728
4	1	3:23.211	1:11.572	59.511	1:12.128		17:16.939
5	1	2:48.338	45.447	34.814	1:28.077	225.0	20:05.277
6	1	2:03.307	37.557	32.316	53.434	243.2	22:08.584
7	1	2:01.062	36.967	31.782	52.313	240.5	24:09.646
8	1	2:02.005	36.467	31.859	53.679	243.2	26:11.651
9	1	2:13.325	36.944	41.833	54.548	243.8	28:24.976
10	1	~~2:05.369~~	38.164	~~33.676~~	53.529	246.6	30:30.345
11	1	~~2:04.730~~	37.910	~~33.683~~	53.137	239.5	32:35.075
12	1	2:02.785	36.521	32.181	54.083	244.3	34:37.860
13	1	2:02.305	36.821	32.181	53.303	246.0	36:40.165
14	1	2:28.934	37.084	51.307	1:00.543	244.3	39:09.099
15	1	31:11.995	45.136	1:01.026	...	207.7	1:10:21.094
16	1	3:12.759	1:01.428	56.390	1:14.941		1:13:33.853
17	1	3:13.557	47.910	39.556	1:46.091	168.2	1:16:47.410
18	1	2:03.923	38.797	32.283	52.843	242.2	1:18:51.333
19	1	~~2:01.237~~	~~36.878~~	31.921	52.438	242.7	1:20:52.570
20	1	2:00.623	36.178	31.685	52.760	243.2	1:22:53.193
21	1	2:03.883	36.231	32.836	54.816	243.8	1:24:57.076
22	1	3:05.747	1:18.191	44.244	1:03.312		1:28:02.823
23	1	22:12.702	1:09.679	47.049	...		1:50:15.525
24	1	3:18.715	1:07.998	1:00.352	1:10.365	145.4	1:53:34.240
25	1	3:22.405	54.458	1:03.370	1:24.577	165.9	1:56:56.645
26	1	3:24.015 **B**	1:09.158	49.781	1:25.076	179.1	2:00:20.660
27	2	3:47.090	2:18.353	33.990	54.747	236.3	2:04:07.750
28	2	2:03.786	37.708	32.650	53.428	240.5	2:06:11.536
29	2	2:10.560	37.693	34.997	57.870	172.0	2:08:22.096
30	2	2:05.553	37.720	33.580	54.253	245.5	2:10:27.649
31	2	2:02.241	36.837	31.815	53.589	243.2	2:12:29.890
32	2	2:04.234	37.626	32.301	54.307	242.2	2:14:34.124
33	2	2:02.472	37.554	32.193	52.725	242.2	2:16:36.596
34	2	2:00.885	36.797	31.547	52.541	242.2	2:18:37.481
35	2	2:03.987	37.517	32.270	54.200	247.7	2:20:41.468
36	2	2:03.658	37.750	32.246	53.662	243.8	2:22:45.126
37	2	~~2:02.081~~	37.086	~~31.670~~	53.325	244.3	2:24:47.207
38	2	2:01.591	36.481	32.051	53.059	244.3	2:26:48.798
39	2	2:01.714	36.707	32.221	52.786	243.8	2:28:50.512
40	2	2:01.322	36.502	32.156	52.664	244.9	2:30:51.834
41	2	2:00.166	36.065	31.692	52.409	244.9	2:32:52.000
42	2	2:04.848	37.397	34.144	53.307	244.9	2:34:56.848
43	2	2:03.134	37.392	32.149	53.593	242.7	2:36:59.982
44	2	2:02.420	36.938	32.197	53.285	241.6	2:39:02.402
45	2	2:01.412	36.695	31.931	52.786	242.7	2:41:03.814
46	2	2:00.989	36.319	31.524	53.146	243.8	2:43:04.803
47	2	2:02.269	36.023	32.639	53.607	242.7	2:45:07.072
48	2	2:01.406	36.815	31.972	52.619	241.6	2:47:08.478
49	2	2:04.177	38.183	32.649	53.345	242.7	2:49:12.655
50	2	2:02.411	37.065	32.085	53.261	242.2	2:51:15.066
51	2	2:02.377	36.717	32.413	53.247	243.8	2:53:17.443
52	2	2:01.532	36.625	31.956	52.951	242.7	2:55:18.975
53	2	2:03.688	37.487	32.744	53.457	242.2	2:57:22.663
54	2	2:08.515	37.138	34.831	56.546	241.6	2:59:31.178
55	2	2:09.904	38.484	35.860	55.560	241.1	3:01:41.082
56	2	2:06.011	38.278	32.850	54.883	241.6	3:03:47.093
57	2	2:04.511	37.219	32.549	54.743	240.5	3:05:51.604
58	2	2:08.179	39.085	33.235	55.859	242.2	3:07:59.783
59	2	2:14.414 **B**	38.200	34.371	1:01.843	240.5	3:10:14.197
60	3	3:49.078	2:18.284	34.217	56.577	237.9	3:14:03.275
61	3	2:12.978	39.151	35.703	58.124	240.0	3:16:16.253
62	3	2:11.579	39.635	35.079	56.865	242.7	3:18:27.832
63	3	2:11.632	39.612	34.883	57.137	238.4	3:20:39.464
64	3	2:12.529	39.284	35.095	58.150	239.5	3:22:51.993
65	3	2:12.359	39.574	35.213	57.572	238.9	3:25:04.352
66	3	2:11.899	39.282	34.903	57.714	238.4	3:27:16.251
67	3	2:12.271	39.235	34.954	58.082	238.4	3:29:28.522
68	3	2:10.823	38.878	34.682	57.263	238.4	3:31:39.345
69	3	2:11.194	38.768	34.979	57.447	238.4	3:33:50.539
70	3	2:15.358	40.022	36.651	58.685	236.3	3:36:05.897
71	3	2:15.401	40.705	35.982	58.714	238.9	3:38:21.298
72	3	2:15.683	40.436	36.401	58.846	237.9	3:40:36.981

EUROPEAN LE MANS SERIES

GOODYEAR 4 HOURS OF SILVERSTONE

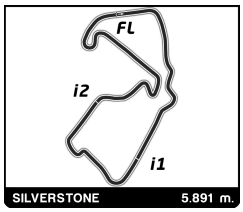

European Le Mans Series
Goodyear 4 Hours of Silverstone
Race

Sector Analysis

Lap under Red Flag | ~~Invalidated Lap~~ | Personal Best | Session Best | **B** Crossing the pit lane

Lap	D	Time	Sector 1	Sector 2	Sector 3	T. Spd	Elapsed
73	3	2:14.876	40.010	36.118	58.748	238.4	3:42:51.857
74	3	2:14.509	40.047	35.780	58.682	238.4	3:45:06.366
75	3	2:14.553	40.222	35.996	58.335	237.4	3:47:20.919
76	3	2:15.180	40.512	36.083	58.585	238.4	3:49:36.099
77	3	2:14.265	39.925	35.958	58.382	237.9	3:51:50.364
78	3	2:13.831	39.846	35.848	58.137	237.9	3:54:04.195
79	3	2:14.570	40.042	35.899	58.629	238.4	3:56:18.765
80	3	2:15.612	39.940	36.969	58.703	237.9	3:58:34.377
81	3	2:17.397	40.880	36.976	59.541	240.5	4:00:51.774
82	3	2:15.308	39.840	36.275	59.193	241.1	4:03:07.082
83	3	2:14.805	39.916	36.399	58.490	238.9	4:05:21.887
84	3	~~2:14.868~~	40.237	~~36.363~~	58.268	237.4	4:07:36.755
85	3	2:16.656	40.783	36.471	59.402	234.8	4:09:53.411
86	3	8:11.553 **B**	2:18.750	2:25.287	3:27.516		4:18:04.964
87	3	3:58.103	2:23.372	36.774	57.957	233.8	4:22:03.067
88	3	2:13.489	39.565	35.792	58.132	236.8	4:24:16.556
89	3	2:15.790	40.265	36.655	58.870	239.5	4:26:32.346
90	3	2:16.879	40.230	36.868	59.781	240.0	4:28:49.225
91	3	3:06.753	40.391	41.108	1:45.254	237.9	4:31:55.978
92	3	3:31.553	1:31.384	59.633	1:00.536		4:35:27.531

34 **Inter Europol Competition** — Oreca 07 - Gibson — LMP2
1.Pedro PERINO 3.Luca GHIOTTO
2.Jean-Baptiste SIMMENAUI

Lap	D	Time	Sector 1	Sector 2	Sector 3	T. Spd	Elapsed
1	1	1:56.025	37.173	30.511	48.341	276.9	1:56.025
2	1	3:01.106	31.802	44.740	1:44.564	279.1	4:57.131
3	1	4:24.472 **B**	1:31.182	1:07.673	1:45.617		9:21.603
4	1	4:12.684	1:50.280	1:07.599	1:14.805		13:34.287
5	1	3:31.442	1:20.190	58.811	1:12.441		17:05.729
6	1	2:49.695	45.099	36.408	1:28.188	153.0	19:55.424
7	1	1:50.557	32.377	29.396	48.784	279.8	21:45.981
8	1	1:49.110	32.308	28.865	47.937	282.0	23:35.091
9	1	1:48.545	31.624	28.705	48.216	280.5	25:23.636
10	1	1:47.372	31.349	28.365	47.658	281.2	27:11.008
11	1	1:47.240	31.226	28.417	47.597	281.2	28:58.248
12	1	1:47.578	31.371	29.088	47.119	280.5	30:45.826
13	1	1:53.602	32.248	30.456	50.898	277.6	32:39.428
14	1	1:52.455	33.865	29.849	48.741	282.0	34:31.883
15	1	1:47.575	30.895	29.357	47.323	283.5	36:19.458
16	1	1:56.134	31.587	28.121	56.426	278.4	38:15.592
17	1	5:05.849	1:13.340	1:09.592	2:42.917		43:21.441
18	1	29:51.718	...	58.921	1:16.050	123.0	1:13:13.159
19	1	3:27.198	53.855	35.859	1:57.484	146.5	1:16:40.357
20	1	1:50.338	33.128	29.610	47.600	280.5	1:18:30.695
21	1	1:46.674	31.389	28.505	46.780	280.5	1:20:17.369
22	1	1:45.390	30.722	28.002	46.666	282.7	1:22:02.759
23	1	1:46.376	31.661	28.216	46.499	279.8	1:23:49.135
24	1	2:01.493	30.878	28.211	1:02.404	282.7	1:25:50.628
25	1	4:43.766	1:34.146	1:04.700	2:04.920		1:30:34.394
26	1	22:36.404	...	57.125	1:12.970		1:53:10.798
27	1	3:22.633	58.565	1:00.011	1:24.057		1:56:33.431
28	1	3:28.354 **B**	1:08.965	56.816	1:22.573		2:00:01.785
29	2	3:02.719	1:42.161	31.813	48.745	247.1	2:03:04.504
30	2	2:31.429	46.041	40.135	1:05.253	168.0	2:05:35.933
31	2	2:33.521	49.629	33.512	1:10.380	204.9	2:08:09.454
32	2	1:51.409	33.496	28.887	49.026	276.9	2:10:00.863
33	2	1:47.484	32.417	28.465	46.602	279.8	2:11:48.347
34	2	1:46.146	31.156	28.127	46.863	279.8	2:13:34.493
35	2	1:46.369	31.285	28.335	46.749	279.1	2:15:20.862
36	2	1:45.927	30.950	28.140	46.837	279.1	2:17:06.789
37	2	1:49.598	33.502	28.908	47.188	279.1	2:18:56.387
38	2	1:49.044	31.077	29.272	48.695	281.2	2:20:45.431
39	2	1:48.351	31.926	28.688	47.737	278.4	2:22:33.782
40	2	1:47.466	31.326	28.622	47.518	280.5	2:24:21.248
41	2	1:46.603	31.099	28.471	47.033	280.5	2:26:07.851
42	2	1:47.000	31.074	28.383	47.543	280.5	2:27:54.851
43	2	1:47.665	31.059	29.143	47.463	280.5	2:29:42.516
44	2	1:47.162	31.228	28.454	47.480	278.4	2:31:29.678
45	2	1:46.098	30.997	28.115	46.986	280.5	2:33:15.776
46	2	1:48.510	31.759	29.566	47.185	276.2	2:35:04.286
47	2	1:48.127	31.008	29.112	48.007	281.2	2:36:52.413
48	2	1:47.023	31.815	28.310	46.898	278.4	2:38:39.436
49	2	1:46.132	30.933	28.110	47.089	279.8	2:40:25.568
50	2	1:47.827	31.093	28.643	48.091	279.1	2:42:13.395
51	2	1:53.083 **B**	32.425	28.865	51.793	278.4	2:44:06.478
52	2	2:52.960	1:35.803	29.004	48.153	275.5	2:46:59.438
53	2	1:47.369	31.501	28.478	47.390	277.6	2:48:46.807
54	2	1:48.458	31.462	29.176	47.820	277.6	2:50:35.265
55	2	1:49.389	31.621	29.008	48.760	278.4	2:52:24.654
56	2	1:48.137	31.343	28.571	48.223	278.4	2:54:12.791
57	2	1:48.511	31.996	28.582	47.933	273.4	2:56:01.302
58	2	1:48.018	31.552	28.915	47.551	278.4	2:57:49.320
59	2	1:49.953	32.393	29.223	48.337	276.9	2:59:39.273
60	2	1:52.739	31.940	30.638	50.161	277.6	3:01:32.012
61	2	1:50.919	32.816	29.396	48.707	276.2	3:03:22.931
62	2	1:56.910	32.472	30.106	54.332	277.6	3:05:19.841
63	2	1:50.618	33.509	29.167	47.942	276.9	3:07:10.459
64	2	1:49.474	31.683	30.019	47.772	279.8	3:08:59.933
65	2	1:48.658	31.937	28.887	47.834	277.6	3:10:48.591
66	2	1:54.026	32.744	29.122	52.160	277.6	3:12:42.617
67	2	2:05.292	35.558	32.889	56.845	274.8	3:14:47.909
68	2	2:21.411 **B**	38.533	36.540	1:06.338	271.4	3:17:09.320
69	3	3:43.213	2:12.792	34.604	55.817	266.7	3:20:52.533
70	3	2:03.071	36.161	32.806	54.104	272.0	3:22:55.604
71	3	2:01.487	35.330	32.659	53.498	273.4	3:24:57.091
72	3	~~2:01.088~~	34.807	~~32.442~~	53.839	272.7	3:26:58.179
73	3	2:00.867	34.987	32.226	53.654	272.7	3:28:59.046
74	3	2:01.789	35.433	33.071	53.285	271.4	3:31:00.835
75	3	2:02.829	35.668	32.327	54.834	272.0	3:33:03.664
76	3	2:01.671	34.796	32.974	53.901	272.0	3:35:05.335
77	3	2:03.745	35.872	33.146	54.727	272.7	3:37:09.080
78	3	2:03.007	35.431	33.218	54.358	273.4	3:39:12.087
79	3	2:03.140	35.268	33.181	54.691	272.0	3:41:15.227
80	3	2:01.993	35.196	32.982	53.815	272.7	3:43:17.220
81	3	2:02.714	35.331	33.117	54.266	272.0	3:45:19.934
82	3	2:04.006	36.199	33.366	54.441	272.7	3:47:23.940
83	3	2:03.571	36.571	33.103	53.897	272.7	3:49:27.511

EUROPEAN LE MANS SERIES

GOODYEAR 4 HOURS OF SILVERSTONE

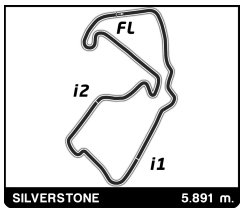

European Le Mans Series
Goodyear 4 Hours of Silverstone
Race

Sector Analysis

Lap under Red Flag | ~~Invalidated Lap~~ | Personal Best | Session Best | **B** Crossing the pit lane

Lap	D	Time	Sector 1	Sector 2	Sector 3	T. Spd	Elapsed
84	3	2:03.420	36.163	33.572	53.685	272.7	3:51:30.931
85	3	2:02.812	36.546	32.907	53.359	274.1	3:53:33.743
86	3	2:01.672	34.881	32.922	53.869	274.8	3:55:35.415
87	3	2:01.317	35.089	32.852	53.376	274.1	3:57:36.732
88	3	2:02.663	35.785	33.044	53.834	272.7	3:59:39.395
89	3	2:00.589	34.530	32.793	53.266	274.8	4:01:39.984
90	3	2:04.283	35.150	33.276	55.857	274.8	4:03:44.267
91	3	2:06.673 **B**	35.625	32.684	58.364	273.4	4:05:50.940
92	3	3:04.037	1:36.040	33.601	54.396	272.7	4:08:54.977
93	3	2:03.200	35.974	33.192	54.034	270.0	4:10:58.177
94	3	2:04.168	35.504	33.675	54.989	272.7	4:13:02.345
95	3	2:03.447	35.385	33.584	54.478	272.7	4:15:05.792
96	3	2:03.642	35.473	33.226	54.943	271.4	4:17:09.434
97	3	2:02.625	34.950	33.018	54.657	273.4	4:19:12.059
98	3	2:03.343	34.924	33.610	54.809	274.1	4:21:15.402
99	3	2:02.719	34.808	33.333	54.578	274.1	4:23:18.121
100	3	2:02.614	34.924	33.490	54.200	273.4	4:25:20.735
101	3	~~2:02.911~~	~~35.508~~	33.234	54.169	272.0	4:27:23.646
102	3	2:04.028	35.651	33.177	55.200	273.4	4:29:27.674
103	3	3:31.538	37.241	1:08.345	1:45.952		4:32:59.212
104	3	2:58.263	1:24.814	35.712	57.737	213.4	4:35:57.475

35 **Ultimate** — Ligier JS P325 - Toyota — LMP3
1.Louis STERN
2.Jean-Baptiste LAHAYE
3.Matthieu LAHAYE

Lap	D	Time	Sector 1	Sector 2	Sector 3	T. Spd	Elapsed
1	1	2:17.970	49.147	33.977	54.846	244.9	2:17.970
2	1	3:40.774 **B**	49.199	1:06.809	1:44.766		5:58.744
3	1	5:46.520	2:54.415	1:07.912	1:44.193		11:45.264
4	1	2:44.244	1:05.948	39.148	59.148	185.9	14:29.508
5	1	3:04.478	55.878	57.648	1:10.952		17:33.986
6	1	2:43.549	47.131	35.087	1:21.331	173.6	20:17.535
7	1	2:06.206	37.837	33.676	54.693	242.7	22:23.741
8	1	2:04.161	37.721	33.186	53.254	250.0	24:27.902
9	1	2:03.456	36.727	32.039	54.690	246.0	26:31.358
10	1	2:02.756	37.419	32.444	52.893	249.4	28:34.114
11	1	2:03.705	37.254	32.306	54.145	250.0	30:37.819
12	1	2:04.841	38.114	32.972	53.755	246.6	32:42.660
13	1	2:03.190	37.507	32.187	53.496	245.5	34:45.850
14	1	2:01.873	37.157	31.983	52.733	245.5	36:47.723
15	1	2:38.690	37.076	54.761	1:06.853	173.9	39:26.413
16	1	31:01.341	45.632	51.591	...	206.9	1:10:27.754
17	1	3:10.274	58.873	56.429	1:14.972		1:13:38.028
18	1	3:11.529	47.711	39.171	1:44.647	132.4	1:16:49.557
19	1	2:06.172	38.805	33.380	53.987	244.9	1:18:55.729
20	1	2:02.931	37.108	32.115	53.708	247.1	1:20:58.660
21	1	2:02.315	36.943	32.174	53.198	246.6	1:23:00.975
22	1	2:05.017	37.306	32.116	55.595	244.9	1:25:05.992
23	1	3:09.709	1:15.724	50.679	1:03.306		1:28:15.701
24	1	22:03.833	1:02.494	45.103	...		1:50:19.534
25	1	3:17.274	1:07.642	58.572	1:11.060	126.8	1:53:36.808
26	1	3:21.635	55.354	1:01.692	1:24.589		1:56:58.443
27	1	3:23.665 **B**	1:10.951	47.676	1:25.038	163.9	2:00:22.108
28	1	3:46.720	2:18.836	33.297	54.587	238.9	2:04:08.828
29	1	2:03.248	37.352	32.581	53.315	242.2	2:06:12.076
30	1	2:10.408	37.586	35.195	57.627	158.4	2:08:22.484
31	1	2:03.740	37.333	33.182	53.225	252.9	2:10:26.224
32	1	2:01.952	36.618	32.244	53.090	246.6	2:12:28.176
33	1	2:04.729	37.210	32.969	54.550	244.3	2:14:32.905
34	1	2:01.734	37.406	31.765	52.563	243.2	2:16:34.639
35	1	2:01.432	36.519	31.798	53.115	247.1	2:18:36.071
36	1	2:03.371	36.662	32.390	54.319	247.1	2:20:39.442
37	1	2:02.403	37.045	31.897	53.461	243.8	2:22:41.845
38	1	2:02.914	36.806	32.698	53.410	242.7	2:24:44.759
39	1	~~2:01.521~~	36.769	~~32.003~~	52.749	244.3	2:26:46.280
40	1	2:01.109	36.815	31.632	52.662	243.2	2:28:47.389
41	1	2:01.366	36.523	31.981	52.862	242.7	2:30:48.755
42	1	~~2:00.710~~	36.193	~~31.773~~	52.744	243.8	2:32:49.465
43	1	2:03.137	37.041	33.016	53.080	244.9	2:34:52.602
44	1	2:01.407	36.596	31.722	53.089	244.9	2:36:54.009
45	1	2:05.077 **B**	36.416	32.319	56.342	243.8	2:38:59.086
46	2	3:08.589	1:42.533	32.841	53.215	237.9	2:42:07.675
47	2	1:59.518	36.235	31.318	51.965	241.6	2:44:07.193
48	2	1:58.995	35.552	31.233	52.210	244.9	2:46:06.188
49	2	1:58.424	36.026	30.925	51.473	244.3	2:48:04.612
50	2	1:57.812	35.490	30.835	51.487	243.2	2:50:02.424
51	2	1:58.390	35.522	31.168	51.700	248.3	2:52:00.814
52	2	2:01.367	36.074	32.761	52.532	243.2	2:54:02.181
53	2	~~1:58.949~~	36.131	~~31.188~~	51.630	243.8	2:56:01.130
54	2	1:58.756	35.741	31.366	51.649	243.2	2:57:59.886
55	2	2:00.183	35.529	31.869	52.785	243.8	3:00:00.069
56	2	2:02.030	36.319	32.150	53.561	242.2	3:02:02.099
57	2	2:02.937	37.096	32.117	53.724	243.2	3:04:05.036
58	2	2:02.042	37.511	31.581	52.950	242.7	3:06:07.078
59	2	2:00.069	36.093	31.493	52.483	243.2	3:08:07.147
60	2	2:00.276	35.550	31.204	53.522	244.9	3:10:07.423
61	2	2:02.134	36.087	32.225	53.822	248.3	3:12:09.557
62	2	2:17.308 **B**	37.960	35.678	1:03.670	244.3	3:14:26.865
63	2	3:11.632	1:41.000	34.625	56.007	236.3	3:17:38.497
64	2	2:09.963	39.167	34.086	56.710	238.9	3:19:48.460
65	2	2:11.021	38.891	34.540	57.590	240.5	3:21:59.481
66	2	2:10.799	39.533	34.663	56.603	241.1	3:24:10.280
67	2	2:16.351	43.849	35.158	57.344	241.6	3:26:26.631
68	2	2:11.037	38.688	34.794	57.555	241.1	3:28:37.668
69	2	2:10.787	38.962	34.697	57.128	238.4	3:30:48.455
70	2	2:10.524	38.593	35.101	56.830	238.9	3:32:58.979
71	2	2:10.698	38.357	35.322	57.019	240.0	3:35:09.677
72	2	2:12.768	39.489	35.477	57.802	237.4	3:37:22.445
73	2	2:14.500	39.617	35.992	58.891	241.1	3:39:36.945
74	2	2:14.312	39.990	35.999	58.323	238.4	3:41:51.257
75	2	2:13.874	39.791	35.907	58.176	237.9	3:44:05.131
76	2	2:13.709	40.128	35.796	57.785	236.8	3:46:18.840
77	2	2:14.313	40.386	35.952	57.975	235.8	3:48:33.153
78	2	2:14.382	40.018	35.960	58.404	240.0	3:50:47.535
79	2	2:14.928	40.212	36.295	58.421	236.8	3:53:02.463
80	2	2:14.783	40.215	35.924	58.644	237.9	3:55:17.246
81	2	2:16.266	40.749	36.568	58.949	238.4	3:57:33.512
82	2	2:14.017	39.889	36.017	58.111	240.0	3:59:47.529

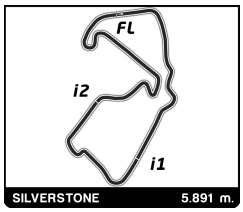

European Le Mans Series
Goodyear 4 Hours of Silverstone
Race

Sector Analysis

Lap under Red Flag | ~~Invalidated Lap~~ | Personal Best | Session Best | **B** Crossing the pit lane

Lap	D	Time	Sector 1	Sector 2	Sector 3	T. Spd	Elapsed
83	2	2:14.678	40.483	36.025	58.170	237.4	4:02:02.207
84	2	2:14.473	39.944	36.342	58.187	238.9	4:04:16.680
85	2	2:21.550 B	40.526	37.101	1:03.923	238.4	4:06:38.230
86	3	3:17.759	1:39.349	37.960	1:00.450	233.8	4:09:55.989
87	3	2:14.967	41.247	35.926	57.794	236.8	4:12:10.956
88	3	2:13.097	39.724	35.683	57.690	238.4	4:14:24.053
89	3	2:13.811	39.410	35.933	58.468	238.4	4:16:37.864
90	3	2:14.285	39.932	36.338	58.015	240.0	4:18:52.149
91	3	2:12.719	39.517	35.335	57.867	237.4	4:21:04.868
92	3	2:15.110	39.599	35.750	59.761	237.9	4:23:19.978
93	3	2:14.461	40.516	36.036	57.909	238.4	4:25:34.439
94	3	2:14.082	39.486	35.833	58.763	237.9	4:27:48.521
95	3	2:15.040	40.285	35.947	58.808	237.9	4:30:03.561
96	3	4:17.118	1:28.515	1:06.647	1:41.956		4:34:20.679
97	3	2:20.222	43.647	36.790	59.785	233.3	4:36:40.901

37 **CLX - Pure Rxcing** — Oreca 07 - Gibson — LMP2
1.Aliaksandr MALYKHIN 2.Tristan VAUTIER 3.Tom BLOMQVIST

Lap	D	Time	Sector 1	Sector 2	Sector 3	T. Spd	Elapsed
1	1	3:35.110 B	38.704	31.919	2:24.487	273.4	3:35.110
2	1	9:08.749	6:30.396	1:08.019	1:30.334		12:43.859
3	1	2:10.556	37.425	33.370	59.761	253.5	14:54.415
4	1	2:51.084	41.312	53.091	1:16.681	147.9	17:45.499
5	1	2:36.377	44.853	34.474	1:17.050	254.7	20:21.876
6	1	1:59.557	34.813	32.363	52.381	275.5	22:21.433
7	1	1:55.406	34.850	30.028	50.528	274.8	24:16.839
8	1	1:49.930	32.956	28.527	48.447	275.5	26:06.769
9	1	1:48.641	32.146	28.398	48.097	275.5	27:55.410
10	1	1:47.199	32.043	27.988	47.168	276.2	29:42.609
11	1	1:46.755	31.753	28.125	46.877	276.2	31:29.364
12	1	1:46.292	31.251	28.127	46.914	276.2	33:15.656
13	1	1:46.426	31.359	28.074	46.993	277.6	35:02.082
14	1	1:50.846	31.486	28.596	50.764	278.4	36:52.928
15	1	2:42.254	38.138	52.574	1:11.542	206.9	39:35.182
16	1	24:36.979 B	48.409	45.737	...	206.1	1:04:12.161
17	1	9:46.782	8:03.261	35.903	1:07.618	223.1	1:13:58.943
18	1	2:59.319	43.310	40.210	1:35.799	159.5	1:16:58.262
19	1	2:02.542 B	35.822	31.855	54.865	260.9	1:19:00.804
20	1	2:42.840 B	1:22.082	29.227	51.531	272.7	1:21:43.644
21	1	2:07.880	51.153	29.058	47.669	261.5	1:23:51.524
22	1	2:00.645	31.741	28.673	1:00.231	275.5	1:25:52.169
23	1	4:45.510	1:40.370	58.849	2:06.291		1:30:37.679
24	1	22:36.531 B	...	57.065	1:15.338		1:53:14.210

43 **Inter Europol Competition** — Oreca 07 - Gibson — LMP2
1.Jakub SMIECHOWSKI 2.Tom DILLMANN 3.Nicholas YELLOLY

Lap	D	Time	Sector 1	Sector 2	Sector 3	T. Spd	Elapsed
1	1	1:51.904	35.066	29.007	47.831	276.2	1:51.904
2	1	2:54.621	31.645	38.445	1:44.531	278.4	4:46.525
3	1	4:24.243 B	1:31.404	1:07.765	1:45.074		9:10.768
4	1	4:22.811	1:55.856	1:08.036	1:18.919		13:33.579
5	1	3:31.262	1:20.036	58.844	1:12.382		17:04.841
6	1	2:49.697	45.327	36.169	1:28.201	158.8	19:54.538
7	1	1:50.374	32.843	29.333	48.198	279.1	21:44.912
8	1	1:47.448	31.837	28.494	47.117	279.1	23:32.360
9	1	1:46.719	31.398	28.192	47.129	279.1	25:19.079
10	1	1:46.966	31.428	28.223	47.315	278.4	27:06.045
11	1	1:46.336	31.231	28.018	47.087	280.5	28:52.381
12	1	1:47.697	31.484	28.187	48.026	279.1	30:40.078
13	1	1:52.661	34.241	29.187	49.233	279.1	32:32.739
14	1	1:50.596	33.702	28.792	48.102	276.9	34:23.335
15	1	1:46.995	31.295	28.208	47.492	280.5	36:10.330
16	1	2:00.636	31.053	28.088	1:01.495	279.8	38:10.966
17	1	4:58.121	1:13.306	1:09.988	2:34.827		43:09.087
18	1	29:59.013	...	58.091	1:17.286		1:13:08.100
19	1	3:29.478	52.565	37.108	1:59.805	192.9	1:16:37.578
20	1	1:49.868	33.709	28.830	47.329	276.2	1:18:27.446
21	1	1:45.448	31.232	27.953	46.263	279.8	1:20:12.894
22	1	1:45.157	30.997	27.830	46.330	278.4	1:21:58.051
23	1	1:46.868	30.769	29.004	47.095	282.0	1:23:44.919
24	1	1:56.228	30.851	28.027	57.350	279.8	1:25:41.147
25	1	4:44.738	1:34.281	1:08.922	2:01.535		1:30:25.885
26	1	22:40.193	...	56.843	1:12.532		1:53:06.078
27	1	3:24.318	59.721	59.638	1:24.959		1:56:30.396
28	1	3:29.045 B	1:07.858	58.212	1:22.975		1:59:59.441
29	3	2:54.822	1:34.371	29.780	50.671	270.0	2:02:54.263
30	3	2:36.509	50.728	39.944	1:05.837	166.9	2:05:30.772
31	3	2:35.964	48.236	34.833	1:12.895	201.1	2:08:06.736
32	3	1:47.543	32.811	28.502	46.230	276.9	2:09:54.279
33	3	1:45.944	31.251	28.235	46.458	277.6	2:11:40.223
34	3	1:44.520	30.923	27.568	46.029	277.6	2:13:24.743
35	3	1:44.803	30.658	27.718	46.427	279.1	2:15:09.546
36	3	1:46.089	30.741	28.686	46.662	278.4	2:16:55.635
37	3	1:46.335	30.812	28.347	47.176	279.8	2:18:41.970
38	3	1:47.783	31.889	28.785	47.109	278.4	2:20:29.753
39	3	1:46.530	31.013	28.724	46.793	279.1	2:22:16.283
40	3	1:45.810	31.079	28.060	46.671	278.4	2:24:02.093
41	3	1:46.432	30.858	28.938	46.636	280.5	2:25:48.525
42	3	1:47.017	31.680	28.073	47.264	276.9	2:27:35.542
43	3	1:48.193	31.310	29.276	47.607	280.5	2:29:23.735
44	3	1:45.466	30.741	27.978	46.747	279.1	2:31:09.201
45	3	1:46.013	31.118	27.878	47.017	279.8	2:32:55.214
46	3	1:47.565	32.078	29.053	46.434	278.4	2:34:42.779
47	3	1:44.533	30.389	27.700	46.444	279.8	2:36:27.312
48	3	1:45.919	30.461	28.089	47.369	279.8	2:38:13.231
49	3	1:45.867	30.948	27.889	47.030	279.1	2:39:59.098
50	3	1:46.587	31.255	28.225	47.107	279.1	2:41:45.685
51	3	1:49.241 B	30.791	28.258	50.192	279.1	2:43:34.926
52	3	2:50.025	1:34.936	28.127	46.962	275.5	2:46:24.951
53	3	1:48.207	32.515	28.097	47.595	266.0	2:48:13.158
54	3	1:47.368	31.963	28.306	47.099	275.5	2:50:00.526
55	3	1:48.085	32.544	28.808	46.733	275.5	2:51:48.611
56	3	1:45.940	30.917	27.927	47.096	278.4	2:53:34.551
57	3	1:47.614	31.816	28.715	47.083	277.6	2:55:22.165
58	3	1:47.069	31.867	28.111	47.091	276.9	2:57:09.234
59	3	1:47.717	31.163	28.742	47.812	276.2	2:58:56.951
60	3	1:51.692	31.243	29.416	51.033	277.6	3:00:48.643
61	3	1:52.419	33.565	29.733	49.121	277.6	3:02:41.062

EUROPEAN LE MANS SERIES

GOODYEAR 4 HOURS OF SILVERSTONE

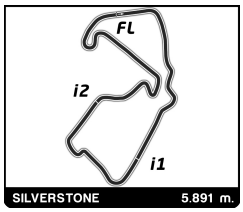

European Le Mans Series
Goodyear 4 Hours of Silverstone
Race

Sector Analysis

Lap under Red Flag | ~~Invalidated Lap~~ | Personal Best | Session Best | **B** Crossing the pit lane

Lap	D	Time	Sector 1	Sector 2	Sector 3	T. Spd	Elapsed
62	3	1:52.898	32.260	29.919	50.719	276.9	3:04:33.960
63	3	1:50.546	32.705	28.622	49.219	277.6	3:06:24.506
64	3	1:49.753	33.110	28.519	48.124	278.4	3:08:14.259
65	3	1:49.187	31.757	28.456	48.974	279.1	3:10:03.446
66	3	1:49.881	31.487	29.120	49.274	278.4	3:11:53.327
67	3	1:55.886	33.022	30.649	52.215	277.6	3:13:49.213
68	3	2:05.245	35.112	33.188	56.945	276.2	3:15:54.458
69	3	2:32.082 **B**	51.412	36.329	1:04.341	253.5	3:18:26.540
70	2	3:34.076	2:04.602	34.648	54.826	266.7	3:22:00.616
71	2	2:03.292	37.691	32.448	53.153	270.7	3:24:03.908
72	2	~~2:03.404~~	35.457	~~32.848~~	55.099	273.4	3:26:07.312
73	2	2:00.723	34.900	32.266	53.557	274.8	3:28:08.035
74	2	1:58.668	34.592	31.708	52.368	273.4	3:30:06.703
75	2	1:59.174	34.025	31.906	53.243	273.4	3:32:05.877
76	2	2:00.139	34.329	32.579	53.231	273.4	3:34:06.016
77	2	2:01.892	34.687	32.960	54.245	272.0	3:36:07.908
78	2	2:02.192	35.849	32.834	53.509	273.4	3:38:10.100
79	2	2:01.749	35.165	32.999	53.585	273.4	3:40:11.849
80	2	2:02.574	35.618	33.269	53.687	272.7	3:42:14.423
81	2	2:01.882	35.809	32.794	53.279	269.3	3:44:16.305
82	2	2:02.534	35.296	33.313	53.925	273.4	3:46:18.839
83	2	2:02.167	35.191	32.857	54.119	272.7	3:48:21.006
84	2	2:01.872	35.028	33.005	53.839	273.4	3:50:22.878
85	2	2:02.235	35.557	32.588	54.090	274.1	3:52:25.113
86	2	2:01.091	34.979	32.561	53.551	273.4	3:54:26.204
87	2	2:01.391	34.923	33.045	53.423	272.7	3:56:27.595
88	2	2:03.168	34.796	32.953	55.419	274.1	3:58:30.763
89	2	2:02.301	34.819	33.460	54.022	271.4	4:00:33.064
90	2	2:01.589	34.607	33.143	53.839	274.1	4:02:34.653
91	2	2:01.037	34.658	32.678	53.701	274.1	4:04:35.690
92	2	2:05.468 **B**	34.746	33.099	57.623	275.5	4:06:41.158
93	2	3:02.240	1:35.234	33.329	53.677	272.0	4:09:43.398
94	2	2:02.288	35.408	33.181	53.699	273.4	4:11:45.686
95	2	2:01.739	34.945	33.148	53.646	272.7	4:13:47.425
96	2	2:02.266	35.348	32.794	54.124	272.7	4:15:49.691
97	2	2:02.472	35.533	33.255	53.684	273.4	4:17:52.163
98	2	2:02.855	34.921	33.273	54.661	274.8	4:19:55.018
99	2	2:03.204	35.249	33.165	54.790	274.1	4:21:58.222
100	2	2:02.158	35.299	33.272	53.587	274.1	4:24:00.380
101	2	2:02.848	34.903	33.285	54.660	274.8	4:26:03.228
102	2	2:03.349	34.827	33.618	54.904	274.1	4:28:06.577
103	2	2:18.736	34.960	33.426	1:10.350	273.4	4:30:25.313
104	2	4:13.369	1:31.833	1:08.172	1:33.364		4:34:38.682

47 **CLX Motorsport** — Oreca 07 - Gibson, LMP2
1.Manuel ESPIRITO SANTO
2.Enzo FITTIPALDI

Lap	D	Time	Sector 1	Sector 2	Sector 3	T. Spd	Elapsed
1	1	1:57.001	36.770	31.079	49.152	272.0	1:57.001
2	1	3:00.548	31.754	44.612	1:44.182	276.9	4:57.549
3	1	4:23.844	1:31.152	1:07.631	1:45.061		9:21.393
4	1	4:04.594	1:31.419	1:07.935	1:25.240		13:25.987
5	1	3:30.951	1:20.494	58.336	1:12.121		16:56.938
6	1	2:54.251	44.266	37.808	1:32.177	235.3	19:51.189
7	1	1:47.773	32.081	28.678	47.014	276.2	21:38.962
8	1	1:46.415	31.387	28.149	46.879	278.4	23:25.377
9	1	1:46.284	31.110	28.001	47.173	279.8	25:11.661
10	1	1:45.695	30.942	28.024	46.729	278.4	26:57.356
11	1	1:45.879	31.029	27.950	46.900	279.1	28:43.235
12	1	1:53.462	30.979	32.816	49.667	282.7	30:36.697
13	1	1:52.798	33.786	30.251	48.761	277.6	32:29.495
14	1	1:49.603	32.843	28.931	47.829	277.6	34:19.098
15	1	1:46.698	30.963	28.337	47.398	279.1	36:05.796
16	1	1:52.295	30.893	28.101	53.301	279.1	37:58.091
17	1	**5:02.523**	1:23.675	1:09.781	2:29.067		43:00.614
18	1	30:03.436	...	58.636	1:16.549		1:13:04.050
19	1	3:32.053	52.752	37.769	2:01.532	168.2	1:16:36.103
20	1	1:48.317	33.048	28.545	46.724	271.4	1:18:24.420
21	1	1:45.931	31.166	28.248	46.517	279.1	1:20:10.351
22	1	1:45.282	30.958	28.024	46.300	279.8	1:21:55.633
23	1	1:49.760 **B**	31.255	28.241	50.264	280.5	1:23:45.393
24	1	3:50.877	2:05.145	44.948	1:00.784	124.7	1:27:36.270
25	1	**4:10.930**	1:13.668	43.681	2:13.581		1:31:47.200
26	1	21:35.514	...	57.564	1:11.478		1:53:22.714
27	1	3:23.088	57.768	1:00.527	1:24.793		1:56:45.802
28	1	3:23.375	1:09.547	53.103	1:20.725		2:00:09.177
29	1	2:35.547	42.022	40.195	1:13.330	211.4	2:02:44.724
30	1	2:38.843	50.874	43.346	1:04.623	180.0	2:05:23.567
31	1	2:39.301	48.275	37.433	1:13.593	172.2	2:08:02.868
32	1	1:47.638	32.839	28.254	46.545	275.5	2:09:50.506
33	1	1:45.067	30.861	27.814	46.392	276.9	2:11:35.573
34	1	**1:44.633**	30.552	**27.803**	**46.278**	279.1	2:13:20.206
35	1	1:44.947	**30.551**	27.827	46.569	276.9	2:15:05.153
36	1	1:46.896	31.571	28.226	47.099	276.9	2:16:52.049
37	1	~~1:48.900~~	31.180	~~28.294~~	49.426	279.1	2:18:40.949
38	1	~~1:47.945~~	32.234	~~28.674~~	47.037	279.8	2:20:28.894
39	1	1:46.744	30.877	28.813	47.054	280.5	2:22:15.638
40	1	1:45.750	30.863	28.044	46.843	279.8	2:24:01.388
41	1	1:46.291	30.807	28.514	46.970	277.6	2:25:47.679
42	1	1:47.728	31.880	28.301	47.547	276.9	2:27:35.407
43	1	1:48.892	30.802	29.593	48.497	279.8	2:29:24.299
44	1	1:45.869	31.028	28.155	46.686	278.4	2:31:10.168
45	1	1:47.094	31.581	28.300	47.213	277.6	2:32:57.262
46	1	1:49.489	31.657	29.887	47.945	274.8	2:34:46.751
47	1	1:46.109	31.013	28.174	46.922	277.6	2:36:32.860
48	1	1:50.029 **B**	30.791	28.187	51.051	278.4	2:38:22.889
49	1	2:51.232	1:34.293	29.235	47.704	274.1	2:41:14.121
50	1	1:47.775	31.454	28.520	47.801	276.2	2:43:01.896
51	1	1:49.192	32.002	29.743	47.447	276.9	2:44:51.088
52	1	1:47.984	31.289	28.629	48.066	279.1	2:46:39.072
53	1	1:47.384	31.432	28.538	47.414	276.9	2:48:26.456
54	1	1:50.055	32.560	29.592	47.903	278.4	2:50:16.511
55	1	1:46.838	31.066	28.379	47.393	277.6	2:52:03.349
56	1	1:48.899	32.864	28.762	47.273	270.7	2:53:52.248
57	1	1:46.888	30.945	28.350	47.593	277.6	2:55:39.136
58	1	1:49.897	31.984	29.507	48.406	274.8	2:57:29.033
59	1	1:50.752	32.104	30.764	47.884	276.2	2:59:19.785
60	1	1:56.112	31.681	30.887	53.544	276.2	3:01:15.897

EUROPEAN LE MANS SERIES

GOODYEAR 4 HOURS OF SILVERSTONE

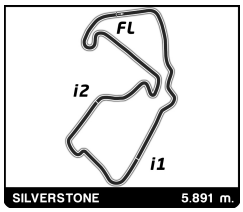

European Le Mans Series
Goodyear 4 Hours of Silverstone
Race

Sector Analysis

Lap under Red Flag | ~~Invalidated Lap~~ | Personal Best | Session Best | **B** Crossing the pit lane

Lap	D	Time	Sector 1	Sector 2	Sector 3	T. Spd	Elapsed
61	1	1:53.533	33.642	30.007	49.884	276.2	3:03:09.430
62	1	1:51.746	32.327	29.534	49.885	274.8	3:05:01.176
63	1	1:51.771	34.067	29.372	48.332	276.9	3:06:52.947
64	1	1:50.657	31.910	29.044	49.703	277.6	3:08:43.604
65	1	1:50.198	31.804	28.813	49.581	278.4	3:10:33.802
66	1	1:52.748	32.825	29.386	50.537	279.1	3:12:26.550
67	1	2:05.653	34.495	33.924	57.234	276.9	3:14:32.203
68	1	2:20.825 **B**	38.395	35.701	1:06.729	270.0	3:16:53.028
69	2	3:40.034	2:12.169	33.708	54.157	264.1	3:20:33.062
70	2	2:00.636	35.596	32.018	53.022	268.7	3:22:33.698
71	2	2:00.252	35.464	32.122	52.666	270.0	3:24:33.950
72	2	1:59.958	34.661	32.707	52.590	272.7	3:26:33.908
73	2	2:01.556	35.337	32.458	53.761	273.4	3:28:35.464
74	2	~~2:01.036~~	35.326	~~33.601~~	52.109	274.8	3:30:36.500
75	2	1:59.982	34.196	32.676	53.110	273.4	3:32:36.482
76	2	1:59.664	34.255	32.318	53.091	271.4	3:34:36.146
77	2	2:02.011	34.764	32.626	54.621	272.0	3:36:38.157
78	2	2:02.450	34.993	32.767	54.690	271.4	3:38:40.607
79	2	2:02.438	35.778	32.807	53.853	272.7	3:40:43.045
80	2	2:01.699	35.239	32.827	53.633	270.7	3:42:44.744
81	2	2:01.856	35.134	32.865	53.857	270.7	3:44:46.600
82	2	2:03.792	36.275	32.882	54.635	267.3	3:46:50.392
83	2	2:03.007	35.537	33.075	54.395	270.0	3:48:53.399
84	2	2:03.544	35.847	33.098	54.599	272.0	3:50:56.943
85	2	2:02.433	35.327	32.819	54.287	270.7	3:52:59.376
86	2	2:03.064	35.400	32.921	54.743	272.7	3:55:02.440
87	2	2:03.879	35.646	34.014	54.219	272.7	3:57:06.319
88	2	2:03.902	35.921	33.451	54.530	270.7	3:59:10.221
89	2	2:02.697	35.357	33.124	54.216	272.0	4:01:12.918
90	2	2:06.357 **B**	35.193	33.007	58.157	272.0	4:03:19.275
91	2	3:11.700	1:42.496	33.550	55.654	270.0	4:06:30.975
92	2	2:03.740	35.286	33.421	55.033	269.3	4:08:34.715
93	2	2:21.027	35.370	33.486	1:12.171	270.0	4:10:55.742
94	2	2:05.557	37.315	33.668	54.574	266.7	4:13:01.299
95	2	2:03.605	36.018	33.359	54.228	270.7	4:15:04.904
96	2	2:02.659	35.247	33.179	54.233	270.7	4:17:07.563
97	2	2:03.551	35.024	33.423	55.104	270.0	4:19:11.114
98	2	2:02.923	35.299	33.048	54.576	270.0	4:21:14.037
99	2	2:03.623	34.889	33.860	54.874	270.7	4:23:17.660
100	2	2:01.991	34.987	33.125	53.879	270.0	4:25:19.651
101	2	2:01.994	35.159	32.939	53.896	269.3	4:27:21.645
102	2	4:17.707 **B**	1:13.182	1:05.794	1:58.731		4:31:39.352
103	2	4:24.036 **B**	2:35.462	41.718	1:06.856		4:36:03.388

48 **VDS Panis Racing** — Oreca 07 - Gibson — LMP2
1.Oliver GRAY 3.Esteban MASSON
2.Charles MILESI

Lap	D	Time	Sector 1	Sector 2	Sector 3	T. Spd	Elapsed
1	1	1:48.595	33.617	28.427	46.551	273.4	1:48.595
2	1	2:43.517	30.716	28.134	1:44.667	276.9	4:32.112
3	1	4:24.867	1:31.698	1:07.880	1:45.289		8:56.979
4	1	4:26.217	1:32.356	1:08.263	1:45.598		13:23.196
5	1	3:30.949	1:20.845	58.265	1:11.839		16:54.145
6	1	2:55.080	44.596	38.222	1:32.262	232.8	19:49.225
7	1	1:45.267	31.166	27.961	46.140	276.9	21:34.492
8	1	1:44.422	30.584	27.666	46.172	277.6	23:18.914
9	1	1:44.273	30.411	27.502	46.360	278.4	25:03.187
10	1	1:44.629	30.416	27.755	46.458	278.4	26:47.816
11	1	1:45.774	30.409	27.717	47.648	279.1	28:33.590
12	1	1:52.214	33.612	29.383	49.219	279.1	30:25.804
13	1	1:49.442	33.531	28.950	46.961	276.9	32:15.246
14	1	1:44.790	30.437	27.902	46.451	278.4	34:00.036
15	1	1:45.208	30.567	28.084	46.557	279.8	35:45.244
16	1	1:58.876	30.951	27.935	59.990	274.1	37:44.120
17	1	4:56.663	1:30.345	1:08.118	2:18.200		42:40.783
18	1	30:18.528	...	58.659	1:17.650		1:12:59.311
19	1	3:33.402	50.103	40.369	2:02.930	210.5	1:16:32.713
20	1	1:45.032	31.342	27.849	45.841	276.2	1:18:17.745
21	1	1:43.116	30.163	27.337	45.616	279.8	1:20:00.861
22	1	1:43.299	30.132	27.386	45.781	279.8	1:21:44.160
23	1	1:43.607	30.206	27.457	45.944	279.1	1:23:27.767
24	1	1:57.706 **B**	30.256	27.719	59.731	279.1	1:25:25.473
25	1	5:14.297	2:08.491	58.283	2:07.523		1:30:39.770
26	1	22:31.657	...	57.118	1:11.523		1:53:11.427
27	1	3:22.972	58.895	59.773	1:24.304	128.7	1:56:34.399
28	1	3:28.089 **B**	1:08.662	56.826	1:22.601		2:00:02.488
29	3	2:51.093	1:30.211	29.953	50.929	267.3	2:02:53.581
30	3	2:36.609	50.214	40.521	1:05.874	181.2	2:05:30.190
31	3	2:36.248	47.224	35.776	1:13.248	214.7	2:08:06.438
32	3	1:46.836	31.997	28.306	46.533	276.9	2:09:53.274
33	3	1:45.091	31.018	27.949	46.124	277.6	2:11:38.365
34	3	1:44.225	30.406	27.663	46.156	277.6	2:13:22.590
35	3	1:48.829 **B**	30.547	27.796	50.486	276.9	2:15:11.419
36	3	2:25.628	1:11.037	28.023	46.568	276.9	2:17:37.047
37	3	1:44.621	30.388	27.914	46.319	279.1	2:19:21.668
38	3	1:47.153	30.547	28.244	48.362	281.2	2:21:08.821
39	3	1:47.121	31.318	28.730	47.073	279.1	2:22:55.942
40	3	1:48.561	32.135	28.453	47.973	279.1	2:24:44.503
41	3	1:47.478	31.301	28.276	47.901	279.8	2:26:31.981
42	3	1:46.618	31.145	28.361	47.112	279.1	2:28:18.599
43	3	1:45.897	30.825	28.226	46.846	280.5	2:30:04.496
44	3	1:47.991	32.326	28.209	47.456	279.8	2:31:52.487
45	3	1:45.382	30.610	27.884	46.888	279.1	2:33:37.869
46	3	1:45.132	30.511	27.944	46.677	279.1	2:35:23.001
47	3	1:51.029 **B**	30.968	29.187	50.874	281.2	2:37:14.030
48	3	2:48.884	1:33.479	28.336	47.069	274.1	2:40:02.914
49	3	1:48.769	31.706	29.338	47.725	276.2	2:41:51.683
50	3	1:47.124	31.748	28.241	47.135	274.1	2:43:38.807
51	3	1:48.134	33.187	28.227	46.720	275.5	2:45:26.941
52	3	1:46.749	31.991	28.161	46.597	276.9	2:47:13.690
53	3	1:46.904	31.950	28.131	46.823	273.4	2:49:00.594
54	3	1:46.107	31.051	28.322	46.734	276.9	2:50:46.701
55	3	1:45.986	30.793	28.371	46.822	278.4	2:52:32.687
56	3	1:46.842	31.569	28.359	46.914	273.4	2:54:19.529
57	3	1:47.173	31.718	28.172	47.283	274.8	2:56:06.702
58	3	1:46.863	30.890	28.888	47.085	277.6	2:57:53.565
59	3	1:49.494	31.251	29.149	49.094	278.4	2:59:43.059
60	3	1:50.891	32.225	29.483	49.183	276.2	3:01:33.950

EUROPEAN LE MANS SERIES

GOODYEAR 4 HOURS OF SILVERSTONE

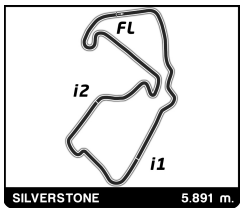

European Le Mans Series
Goodyear 4 Hours of Silverstone
Race

Sector Analysis

Lap under Red Flag | ~~Invalidated Lap~~ | Personal Best | Session Best | **B** Crossing the pit lane

Lap	D	Time	Sector 1	Sector 2	Sector 3	T. Spd	Elapsed
61	3	1:49.405	32.286	28.905	48.214	274.1	3:03:23.355
62	3	1:53.492	32.501	29.666	51.325	278.4	3:05:16.847
63	3	1:47.512	31.630	28.239	47.643	276.2	3:07:04.359
64	3	1:46.951	30.939	28.420	47.592	278.4	3:08:51.310
65	3	~~1:50.916~~	33.115	~~29.042~~	48.759	274.8	3:10:42.226
66	3	1:52.924	32.203	30.185	50.536	277.6	3:12:35.150
67	3	2:01.662	33.094	33.471	55.097	276.2	3:14:36.812
68	3	2:18.706 **B**	37.104	35.221	1:06.381	269.3	3:16:55.518
69	2	~~3:26.104~~	1:58.094	33.203	~~54.807~~	264.7	3:20:21.622
70	2	2:02.025	35.823	33.432	52.770	271.4	3:22:23.647
71	2	1:59.465	35.081	32.298	52.086	269.3	3:24:23.112
72	2	1:59.320	34.444	32.397	52.479	269.3	3:26:22.432
73	2	1:59.165	34.607	32.369	52.189	272.0	3:28:21.597
74	2	1:59.872	34.136	32.494	53.242	272.7	3:30:21.469
75	2	1:59.295	34.639	32.394	52.262	271.4	3:32:20.764
76	2	2:01.442	34.209	32.242	54.991	270.7	3:34:22.206
77	2	2:02.801	35.193	33.625	53.983	270.0	3:36:25.007
78	2	2:01.971	35.287	33.060	53.624	273.4	3:38:26.978
79	2	2:02.605	35.223	32.949	54.433	273.4	3:40:29.583
80	2	2:02.947	35.545	33.233	54.169	270.7	3:42:32.530
81	2	2:03.090	35.628	33.552	53.910	274.1	3:44:35.620
82	2	2:03.915	36.857	33.012	54.046	268.0	3:46:39.535
83	2	2:03.926	36.041	33.877	54.008	274.8	3:48:43.461
84	2	2:03.472	36.478	33.035	53.959	268.7	3:50:46.933
85	2	2:03.096	35.946	33.273	53.877	268.0	3:52:50.029
86	2	2:04.645	36.773	33.343	54.529	271.4	3:54:54.674
87	2	2:04.466	36.114	33.711	54.641	271.4	3:56:59.140
88	2	2:04.371	35.732	34.285	54.354	272.7	3:59:03.511
89	2	2:03.601	35.430	33.136	55.035	272.7	4:01:07.112
90	2	2:08.028 **B**	35.872	33.241	58.915	273.4	4:03:15.140
91	2	3:10.974	1:42.163	34.838	53.973	267.3	4:06:26.114
92	2	2:03.205	35.442	33.396	54.367	270.0	4:08:29.319
93	2	2:03.602	36.205	33.116	54.281	269.3	4:10:32.921
94	2	2:03.012	35.801	33.214	53.997	271.4	4:12:35.933
95	2	2:02.942	35.565	33.423	53.954	270.0	4:14:38.875
96	2	2:04.255	35.673	33.386	55.196	271.4	4:16:43.130
97	2	2:02.819	35.388	33.604	53.827	273.4	4:18:45.949
98	2	2:03.034	36.380	32.894	53.760	270.7	4:20:48.983
99	2	2:02.583	35.290	33.231	54.062	271.4	4:22:51.566
100	2	2:05.548	36.516	33.852	55.180	272.7	4:24:57.114
101	2	2:03.646	36.094	33.247	54.305	269.3	4:27:00.760
102	2	2:04.527	35.683	33.817	55.027	274.1	4:29:05.287
103	2	3:11.479	36.011	49.482	1:45.986	272.0	4:32:16.766
104	2	3:24.414	1:32.157	52.631	59.626		4:35:41.180

50 **Richard Mille AF Corse** — Ferrari 296 LMGT3
1.Custodio TOLEDO 3.Riccardo AGOSTINI — LMGT3
2.Lilou WADOUX

Lap	D	Time	Sector 1	Sector 2	Sector 3	T. Spd	Elapsed
1	1	2:22.793	54.030	33.455	55.308	239.5	2:22.793
2	1	3:53.940	59.353	1:08.355	1:46.232		6:16.733
3	1	4:26.469 **B**	1:31.829	1:08.546	1:46.094		10:43.202
4	1	3:33.438	1:53.487	39.205	1:00.746	151.7	14:16.640
5	1	3:11.987	1:02.387	56.590	1:13.010		17:28.627
6	1	2:45.350	46.260	34.763	1:24.327	185.2	20:13.977
7	1	2:09.549	38.553	35.993	55.003	240.5	22:23.526
8	1	2:18.494 **B**	37.645	32.613	1:08.236	238.9	24:42.020
9	1	3:11.383	1:40.447	35.074	55.862	231.3	27:53.403
10	1	2:05.916	38.286	32.743	54.887	237.4	29:59.319
11	1	2:04.512	37.702	32.449	54.361	238.9	32:03.831
12	1	2:04.675	37.788	32.683	54.204	237.4	34:08.506
13	1	~~2:05.899~~	37.633	~~33.283~~	54.983	238.4	36:14.405
14	1	2:13.165	37.898	32.924	1:02.343	235.8	38:27.570
15	1	**5:01.178**	1:02.640	1:09.434	2:49.104		43:28.748
16	1	27:42.462	...	37.622	1:00.076	219.5	1:11:11.210
17	1	2:45.197	41.528	47.474	1:16.195	221.8	1:13:56.407
18	1	3:01.487	44.614	40.045	1:36.828	164.1	1:16:57.894
19	1	2:06.351	38.700	33.480	54.171	239.5	1:19:04.245
20	1	2:04.439	38.005	32.678	53.756	240.0	1:21:08.684
21	1	2:04.466	38.168	32.494	53.804	240.0	1:23:13.150
22	1	2:10.646	38.238	32.417	59.991	241.1	1:25:23.796
23	1	3:19.407	1:31.994	38.088	1:09.325	132.8	1:28:43.203
24	1	22:05.777	1:10.899	51.862	...	124.9	1:50:48.980
25	1	3:03.776	1:01.589	49.181	1:13.006	155.6	1:53:52.756
26	1	3:18.600	56.635	56.390	1:25.575	183.7	1:57:11.356
27	1	3:20.179	1:14.998	44.183	1:20.998		2:00:31.535
28	1	2:21.630	41.321	34.407	1:05.902	224.1	2:02:53.165
29	1	2:36.593	50.194	40.516	1:05.883	170.9	2:05:29.758
30	1	2:36.483	47.139	35.540	1:13.804	214.3	2:08:06.241
31	1	2:05.625	39.133	32.439	54.053	242.2	2:10:11.866
32	1	~~2:03.825~~	~~37.846~~	32.249	53.730	239.5	2:12:15.691
33	1	2:04.199	37.652	32.546	54.001	238.9	2:14:19.890
34	1	2:05.387	38.102	32.820	54.465	238.9	2:16:25.277
35	1	2:05.826	38.357	33.031	54.438	236.3	2:18:31.103
36	1	2:10.202 **B**	38.072	32.986	59.144	238.9	2:20:41.305
37	3	3:01.238	1:35.623	32.178	53.437	237.9	2:23:42.543
38	3	2:01.788	37.049	32.044	52.695	238.9	2:25:44.331
39	3	2:02.471	37.622	32.006	52.843	236.3	2:27:46.802
40	3	2:02.374	37.019	32.031	53.324	241.6	2:29:49.176
41	3	2:01.360	36.826	**31.738**	52.796	238.9	2:31:50.536
42	3	2:01.821	37.167	31.898	52.756	238.4	2:33:52.357
43	3	2:01.419	36.828	31.817	52.774	237.4	2:35:53.776
44	3	**2:01.312**	**36.727**	31.909	**52.676**	236.3	2:37:55.088
45	3	2:01.782	36.921	31.853	53.008	238.4	2:39:56.870
46	3	2:03.051	37.011	32.218	53.822	240.5	2:41:59.921
47	3	2:02.775	37.517	32.171	53.087	238.9	2:44:02.696
48	3	2:03.074	37.493	32.745	52.836	241.6	2:46:05.770
49	3	2:03.041	37.568	32.076	53.397	239.5	2:48:08.811
50	3	2:02.022	37.095	31.985	52.942	236.8	2:50:10.833
51	3	2:02.013	36.838	32.357	52.818	238.9	2:52:12.846
52	3	2:02.560	37.435	32.272	52.853	240.0	2:54:15.406
53	3	2:01.553	36.793	31.889	52.871	239.5	2:56:16.959
54	3	2:02.525	37.231	32.116	53.178	237.4	2:58:19.484
55	3	2:05.905	37.422	34.105	54.378	240.0	3:00:25.389
56	3	2:06.190	38.132	33.163	54.895	240.5	3:02:31.579
57	3	~~2:06.092~~	~~37.794~~	33.499	54.799	236.8	3:04:37.671
58	3	2:05.183	37.849	32.397	54.937	239.5	3:06:42.854
59	3	~~2:03.602~~	37.280	~~32.191~~	54.131	237.4	3:08:46.456

EUROPEAN LE MANS SERIES

GOODYEAR 4 HOURS OF SILVERSTONE

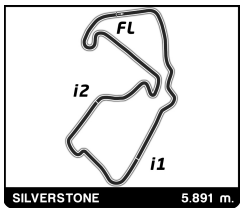

European Le Mans Series

Goodyear 4 Hours of Silverstone

Race

Sector Analysis

Lap under Red Flag | ~~Invalidated Lap~~ | Personal Best | Session Best | **B** Crossing the pit lane

Lap	D	Time	Sector 1	Sector 2	Sector 3	T. Spd	Elapsed
60	3	2:04.836	38.576	32.688	53.572	241.1	3:10:51.292
61	3	2:06.579	37.130	33.175	56.274	240.0	3:12:57.871
62	3	2:18.249 **B**	38.878	35.794	1:03.577	241.6	3:15:16.120
63	2	3:42.470	2:05.161	37.767	59.542	228.8	3:18:58.590
64	2	2:15.875	41.390	35.970	58.515	235.8	3:21:14.465
65	2	2:14.654	40.721	35.563	58.370	235.3	3:23:29.119
66	2	2:14.461	40.703	35.606	58.152	233.3	3:25:43.580
67	2	2:15.094	40.527	35.794	58.773	234.8	3:27:58.674
68	2	2:15.131	40.633	35.569	58.929	235.8	3:30:13.805
69	2	2:15.291	40.546	35.771	58.974	234.8	3:32:29.096
70	2	2:16.004	40.758	36.026	59.220	233.8	3:34:45.100
71	2	2:16.905	40.976	36.256	59.673	234.3	3:37:02.005
72	2	2:16.741	40.871	36.777	59.093	234.8	3:39:18.746
73	2	2:16.886	41.216	36.377	59.293	234.8	3:41:35.632
74	2	2:16.599	40.896	36.299	59.404	235.3	3:43:52.231
75	2	2:16.926	41.094	36.434	59.398	234.8	3:46:09.157
76	2	2:16.957	41.113	36.182	59.662	232.8	3:48:26.114
77	2	2:16.476	40.907	36.393	59.176	235.8	3:50:42.590
78	2	2:17.336	41.170	36.534	59.632	233.8	3:52:59.926
79	2	2:16.827	41.196	36.289	59.342	233.8	3:55:16.753
80	2	2:16.915	41.000	36.473	59.442	235.3	3:57:33.668
81	2	2:17.286	41.433	36.567	59.286	236.8	3:59:50.954
82	2	2:18.071	42.059	36.477	59.535	233.8	4:02:09.025
83	2	2:17.309	40.961	36.599	59.749	235.3	4:04:26.334
84	2	2:17.353	41.159	36.514	59.680	235.8	4:06:43.687
85	2	2:16.971	41.068	36.402	59.501	236.3	4:09:00.658
86	2	2:16.895	41.155	36.327	59.413	236.8	4:11:17.553
87	2	2:17.338	40.852	36.589	59.897	236.3	4:13:34.891
88	2	~~2:17.870~~	40.886	~~37.145~~	59.839	236.8	4:15:52.761
89	2	2:20.803 **B**	40.999	36.563	1:03.241	237.9	4:18:13.564
90	2	3:05.053	1:28.591	36.596	59.866	235.8	4:21:18.617
91	2	2:17.436	41.216	36.561	59.659	236.3	4:23:36.053
92	2	2:17.770	41.281	36.786	59.703	235.8	4:25:53.823
93	2	2:17.626	41.264	36.716	59.646	236.3	4:28:11.449
94	2	2:38.879	41.307	37.348	1:20.224	235.8	4:30:50.328
95	2	4:01.166	1:31.496	1:08.294	1:21.376		4:34:51.494

51 **AF Corse** — Ferrari 296 LMGT3 — LMGT3

1.Charles-Henri SAMANI 3.Davide RIGON
2.Conrad LAURSEN

Lap	D	Time	Sector 1	Sector 2	Sector 3	T. Spd	Elapsed
1	1	2:27.291	55.817	34.633	56.841	236.8	2:27.291
2	1	3:56.983 **B**	1:03.637	1:07.757	1:45.589		6:24.274
3	1	4:39.546	1:47.375	1:07.541	1:44.630		11:03.820
4	1	3:10.696	1:27.411	41.233	1:02.052	163.4	14:14.516
5	1	3:10.450	1:01.368	57.177	1:11.905		17:24.966
6	1	2:45.689	45.085	34.439	1:26.165	222.2	20:10.655
7	1	2:04.638	38.075	32.732	53.831	238.9	22:15.293
8	1	2:06.757	38.144	33.590	55.023	238.9	24:22.050
9	1	2:06.170	39.223	33.404	53.543	241.1	26:28.220
10	1	2:05.420	37.952	33.121	54.347	240.0	28:33.640
11	1	2:05.181	37.748	33.353	54.080	240.0	30:38.821
12	1	2:05.926	38.000	33.812	54.114	241.6	32:44.747
13	1	2:03.663	37.475	32.488	53.700	240.5	34:48.410
14	1	2:06.044	37.789	32.611	55.644	242.7	36:54.454
15	1	2:45.321	40.050	52.578	1:12.693	198.9	39:39.775
16	1	31:02.643	49.136	44.778	...	194.9	1:10:42.418
17	1	3:05.360	55.987	54.625	1:14.748	165.9	1:13:47.778
18	1	3:06.638	47.316	40.755	1:38.567	140.1	1:16:54.416
19	1	2:08.108	39.090	33.623	55.395	237.4	1:19:02.524
20	1	2:03.982	37.863	32.655	53.464	240.0	1:21:06.506
21	1	2:04.752	37.730	33.056	53.966	240.5	1:23:11.258
22	1	2:11.022	38.535	32.563	59.924	241.1	1:25:22.280
23	1	3:18.550	1:27.658	38.226	1:12.666		1:28:40.830
24	1	22:03.174	1:09.259	53.514	...	133.3	1:50:44.004
25	1	8:35.587	1:01.175	6:32.309	1:02.103	178.5	1:59:19.591
26	1	2:15.975	42.173	34.834	58.968	221.3	2:01:35.566
27	1	2:11.862	40.685	34.955	56.222	225.0	2:03:47.428
28	1	2:09.502	39.947	33.888	55.667	223.1	2:05:56.930
29	1	2:23.038	45.879	35.719	1:01.440	157.0	2:08:19.968
30	1	2:09.886	38.969	33.470	57.447	236.8	2:10:29.854
31	1	2:10.331	38.407	32.983	58.941	238.9	2:12:40.185
32	1	2:07.370	39.062	33.434	54.874	236.8	2:14:47.555
33	1	2:05.892	38.345	32.909	54.638	239.5	2:16:53.447
34	1	2:12.784 **B**	38.230	33.998	1:00.556	238.9	2:19:06.231
35	3	4:01.199	2:31.089	34.357	55.753	234.8	2:23:07.430
36	3	2:01.099	37.020	31.619	52.460	238.4	2:25:08.529
37	3	**2:00.527**	**36.644**	**31.593**	**52.290**	239.5	2:27:09.056
38	3	2:00.800	36.729	31.605	52.466	237.4	2:29:09.856
39	3	2:01.010	36.725	31.654	52.631	238.9	2:31:10.866
40	3	2:01.435	36.817	31.663	52.955	238.4	2:33:12.301
41	3	2:03.081	37.015	32.414	53.652	241.6	2:35:15.382
42	3	2:03.620	38.085	32.389	53.146	242.2	2:37:19.002
43	3	2:01.424	36.983	31.793	52.648	237.4	2:39:20.426
44	3	2:02.137	36.999	32.072	53.066	236.8	2:41:22.563
45	3	2:01.586	36.831	32.017	52.738	240.0	2:43:24.149
46	3	2:01.792	36.806	31.961	53.025	240.5	2:45:25.941
47	3	2:01.656	36.932	31.963	52.761	240.5	2:47:27.597
48	3	2:01.723	36.875	32.085	52.763	238.9	2:49:29.320
49	3	2:01.439	36.831	31.704	52.904	239.5	2:51:30.759
50	3	2:01.976	36.964	32.060	52.952	240.5	2:53:32.735
51	3	2:02.135	37.008	31.820	53.307	239.5	2:55:34.870
52	3	2:02.510	37.487	31.975	53.048	238.9	2:57:37.380
53	3	2:04.230	37.718	32.962	53.550	237.9	2:59:41.610
54	3	2:05.056	37.223	32.762	55.071	239.5	3:01:46.666
55	3	2:04.026	37.568	32.437	54.021	240.0	3:03:50.692
56	3	~~2:05.279~~	37.675	~~32.439~~	55.165	241.1	3:05:55.971
57	3	2:04.014	38.073	32.107	53.834	238.4	3:07:59.985
58	3	2:07.486	38.449	34.069	54.968	240.0	3:10:07.471
59	3	2:04.631	37.533	32.261	54.837	237.4	3:12:12.102
60	3	2:12.035	38.367	34.846	58.822	236.8	3:14:24.137
61	3	2:27.532 **B**	41.689	37.078	1:08.765	235.3	3:16:51.669
62	2	3:37.204	2:02.530	36.821	57.853	230.8	3:20:28.873
63	2	2:14.403	40.659	35.430	58.314	234.8	3:22:43.276
64	2	2:14.564	40.523	35.565	58.476	235.8	3:24:57.840
65	2	2:15.159	40.552	35.884	58.723	233.8	3:27:12.999
66	2	2:15.493	40.679	35.698	59.116	234.8	3:29:28.492
67	2	2:16.272	41.401	35.742	59.129	232.8	3:31:44.764

EUROPEAN LE MANS SERIES

GOODYEAR 4 HOURS OF SILVERSTONE

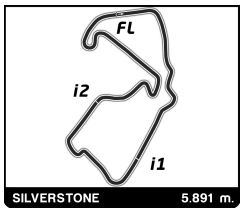

European Le Mans Series
Goodyear 4 Hours of Silverstone
Race

Sector Analysis

Lap under Red Flag | ~~Invalidated Lap~~ | Personal Best | Session Best | **B** Crossing the pit lane

Lap	D	Time	Sector 1	Sector 2	Sector 3	T. Spd	Elapsed
68	2	2:15.619	40.372	36.113	59.134	233.3	3:34:00.383
69	2	2:17.500	41.139	36.351	1:00.010	234.3	3:36:17.883
70	2	2:18.157	41.578	36.697	59.882	236.3	3:38:36.040
71	2	2:17.786	41.715	36.500	59.571	235.8	3:40:53.826
72	2	2:17.361	41.211	36.525	59.625	234.3	3:43:11.187
73	2	2:17.357	41.440	36.534	59.383	234.8	3:45:28.544
74	2	2:16.759	41.083	36.367	59.309	234.8	3:47:45.303
75	2	2:16.854	41.159	36.512	59.183	234.3	3:50:02.157
76	2	2:16.833	40.878	36.483	59.472	234.8	3:52:18.990
77	2	2:16.544	41.065	36.463	59.016	234.8	3:54:35.534
78	2	2:16.645	41.093	36.455	59.097	235.3	3:56:52.179
79	2	2:17.959	41.038	36.699	1:00.222	235.3	3:59:10.138
80	2	2:17.521	41.234	36.701	59.586	235.3	4:01:27.659
81	2	2:16.867	41.351	36.448	59.068	236.3	4:03:44.526
82	2	2:17.250	40.908	36.682	59.660	235.8	4:06:01.776
83	2	2:18.044	42.038	36.471	59.535	235.8	4:08:19.820
84	2	2:18.927	40.895	37.728	1:00.304	235.8	4:10:38.747
85	2	2:17.074	41.194	36.430	59.450	237.4	4:12:55.821
86	2	2:17.048	40.973	36.769	59.306	234.8	4:15:12.869
87	2	~~2:17.810~~	40.972	~~36.753~~	1:00.085	235.8	4:17:30.679
88	2	2:21.222 **B**	41.217	36.654	1:03.351	235.8	4:19:51.901
89	2	3:28.546	1:48.507	37.851	1:02.188	230.3	4:23:20.447
90	2	~~2:19.094~~	42.366	~~37.040~~	59.688	236.3	4:25:39.541
91	2	2:16.502	41.389	36.310	58.803	236.3	4:27:56.043
92	2	2:29.657	41.059	36.908	1:11.690	235.8	4:30:25.700
93	2	4:14.669	1:31.882	1:08.284	1:34.503		4:34:40.369

55 **Spirit of Race** — Ferrari 296 LMGT3 — LMGT3
1.Duncan CAMERON 2.David PEREL 3.Matthew GRIFFIN

Lap	D	Time	Sector 1	Sector 2	Sector 3	T. Spd	Elapsed
1	1	2:23.200	53.434	33.626	56.140	239.5	2:23.200
2	1	3:54.279	59.905	1:08.011	1:46.363		6:17.479
3	1	4:26.988 **B**	1:32.017	1:08.018	1:46.953		10:44.467
4	1	3:31.419	1:51.076	39.407	1:00.936	148.6	14:15.886
5	1	3:11.301	1:02.247	56.591	1:12.463		17:27.187
6	1	2:46.087	46.619	34.069	1:25.399	164.9	20:13.274
7	1	2:07.476	37.939	35.582	53.955	238.9	22:20.750
8	1	2:05.021	38.340	32.264	54.417	238.9	24:25.771
9	1	2:05.318	37.760	32.769	54.789	240.5	26:31.089
10	1	2:04.900	37.643	33.290	53.967	242.7	28:35.989
11	1	2:05.313	37.606	33.297	54.410	242.2	30:41.302
12	1	2:03.946	37.626	32.648	53.672	242.2	32:45.248
13	1	2:03.854	37.601	32.434	53.819	242.7	34:49.102
14	1	2:05.354	37.549	32.527	55.278	243.8	36:54.456
15	1	2:44.538	38.836	53.259	1:12.443	206.1	39:38.994
16	1	31:02.686	49.186	44.836	...	185.6	1:10:41.680
17	1	3:05.380	55.854	54.078	1:15.448	170.6	1:13:47.060
18	1	3:07.081	46.834	37.715	1:42.532	141.2	1:16:54.141
19	1	~~2:06.723~~	38.829	~~33.304~~	54.590	244.3	1:19:00.864
20	1	2:04.783	38.063	32.675	54.045	240.0	1:21:05.647
21	1	2:04.930	37.249	33.305	54.376	242.7	1:23:10.577
22	1	2:10.052	37.538	32.825	59.689	242.7	1:25:20.629
23	1	3:17.269	1:25.800	38.792	1:12.677	123.0	1:28:37.898
24	1	22:01.234	1:08.592	53.277	...		1:50:39.132
25	1	3:09.028	1:01.195	55.306	1:12.527	178.5	1:53:48.160
26	1	3:19.672	55.188	58.645	1:25.839	189.8	1:57:07.832
27	1	3:21.598	1:13.904	44.850	1:22.844	133.0	2:00:29.430
28	1	2:27.065 **B**	41.773	34.635	1:10.657	226.4	2:02:56.495
29	1	3:49.827	2:22.880	33.174	53.773	224.5	2:06:46.322
30	1	2:03.645	37.666	32.283	53.696	236.8	2:08:49.967
31	1	2:03.637	37.794	32.279	53.564	238.9	2:10:53.604
32	1	2:02.905	37.240	32.205	53.460	240.0	2:12:56.509
33	1	2:03.694	37.702	32.317	53.675	242.2	2:15:00.203
34	1	2:04.954	37.595	32.839	54.520	241.6	2:17:05.157
35	1	2:04.365	38.091	32.507	53.767	240.5	2:19:09.522
36	1	2:04.453	37.672	32.652	54.129	242.2	2:21:13.975
37	1	2:03.598	37.507	32.455	53.636	242.2	2:23:17.573
38	1	2:03.890	37.727	32.313	53.850	243.2	2:25:21.463
39	1	2:04.147	37.617	32.183	54.347	241.6	2:27:25.610
40	1	2:03.872	37.560	32.276	54.036	240.0	2:29:29.482
41	1	2:05.936	37.758	33.114	55.064	240.0	2:31:35.418
42	1	2:03.772	37.350	32.271	54.151	238.4	2:33:39.190
43	1	2:04.631	37.481	32.805	54.345	239.5	2:35:43.821
44	1	2:05.320	38.480	32.575	54.265	240.5	2:37:49.141
45	1	2:04.113	37.531	32.368	54.214	240.5	2:39:53.254
46	1	2:04.378	37.749	32.423	54.206	239.5	2:41:57.632
47	1	2:04.697	37.601	32.676	54.420	239.5	2:44:02.329
48	1	2:06.703	37.684	34.319	54.700	240.0	2:46:09.032
49	1	2:05.695	37.598	33.309	54.788	240.0	2:48:14.727
50	1	2:05.641	38.018	32.710	54.913	239.5	2:50:20.368
51	1	2:07.079	38.024	33.422	55.633	239.5	2:52:27.447
52	1	2:06.078	37.749	32.875	55.454	238.9	2:54:33.525
53	1	2:04.728	37.921	32.485	54.322	240.0	2:56:38.253
54	1	2:09.717 **B**	37.735	33.161	58.821	239.5	2:58:47.970
55	2	3:38.569	2:01.340	37.580	59.649	232.8	3:02:26.539
56	2	2:09.487	38.972	34.092	56.423	235.8	3:04:36.026
57	2	2:03.960	38.046	32.330	53.584	237.4	3:06:39.986
58	2	**2:02.086**	**37.113**	**31.850**	**53.123**	238.4	3:08:42.072
59	2	2:03.966	37.194	33.058	53.714	240.0	3:10:46.038
60	2	2:07.079	37.247	32.523	57.309	237.4	3:12:53.117
61	2	2:14.063	38.980	35.214	59.869	236.3	3:15:07.180
62	2	2:29.512 **B**	42.585	39.504	1:07.423	235.8	3:17:36.692
63	2	3:16.012	1:39.542	37.188	59.282	231.8	3:20:52.704
64	2	2:15.138	40.785	35.867	58.486	235.8	3:23:07.842
65	2	2:14.617	40.524	35.572	58.521	234.3	3:25:22.459
66	2	~~2:15.521~~	40.580	~~36.209~~	58.732	236.3	3:27:37.980
67	2	2:15.330	40.585	35.849	58.896	238.9	3:29:53.310
68	2	2:14.643	40.460	35.795	58.388	234.8	3:32:07.953
69	2	2:16.642	40.334	36.081	1:00.227	234.8	3:34:24.595
70	2	2:16.502	40.639	36.293	59.570	233.3	3:36:41.097
71	2	2:17.837	41.001	36.466	1:00.370	236.8	3:38:58.934
72	2	2:17.043	41.386	36.177	59.480	234.8	3:41:15.977
73	2	2:16.760	40.979	36.372	59.409	233.8	3:43:32.737
74	2	2:16.390	40.848	36.285	59.257	234.8	3:45:49.127
75	2	2:15.954	40.757	36.338	58.859	234.3	3:48:05.081
76	2	2:16.355	41.093	36.207	59.055	232.3	3:50:21.436
77	2	2:16.339	41.314	36.185	58.840	235.3	3:52:37.775

EUROPEAN LE MANS SERIES

GOODYEAR 4 HOURS OF SILVERSTONE

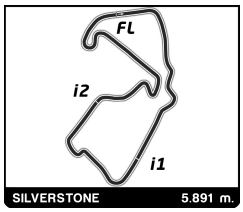

European Le Mans Series
Goodyear 4 Hours of Silverstone
Race

Sector Analysis

Lap under Red Flag | ~~Invalidated Lap~~ | Personal Best | Session Best | **B** Crossing the pit lane

Lap	D	Time	Sector 1	Sector 2	Sector 3	T. Spd	Elapsed
78	2	2:17.066	41.519	36.304	59.243	233.8	3:54:54.841
79	2	2:21.069 **B**	41.052	36.894	1:03.123	233.3	3:57:15.910
80	3	3:31.298	1:49.047	39.525	1:02.726	230.3	4:00:47.208
81	3	2:22.388	43.120	37.755	1:01.513	233.3	4:03:09.596
82	3	2:19.560	42.280	37.086	1:00.194	234.3	4:05:29.156
83	3	2:18.409	41.697	36.920	59.792	232.8	4:07:47.565
84	3	~~2:17.408~~	41.383	~~36.647~~	59.378	234.8	4:10:04.973
85	3	2:17.408	41.126	36.615	59.667	232.3	4:12:22.381
86	3	2:17.143	41.211	36.271	59.661	234.8	4:14:39.524
87	3	2:17.390	41.264	36.491	59.635	234.3	4:16:56.914
88	3	2:17.314	40.997	36.461	59.856	234.8	4:19:14.228
89	3	2:17.464	41.473	36.459	59.532	235.3	4:21:31.692
90	3	2:17.073	40.656	36.848	59.569	232.8	4:23:48.765
91	3	2:17.292	41.006	36.543	59.743	232.3	4:26:06.057
92	3	2:17.875	41.095	36.640	1:00.140	233.8	4:28:23.932
93	3	2:52.572	41.102	37.075	1:34.395	233.8	4:31:16.504
94	3	3:52.960	1:31.830	1:08.046	1:13.084		4:35:09.464

57 **Kessel Racing** — Ferrari 296 LMGT3 — LMGT3
1.Takeshi KIMURA 2.Ben TUCK 3.Daniel SERRA

Lap	D	Time	Sector 1	Sector 2	Sector 3	T. Spd	Elapsed
1	1	2:20.600	50.918	33.155	56.527	237.4	2:20.600
2	1	3:48.849	57.416	1:07.345	1:44.088		6:09.449
3	1	4:24.002	1:31.390	1:08.272	1:44.340		10:33.451
4	1	3:18.806	1:30.990	46.652	1:01.164		13:52.257
5	1	3:23.789	1:11.431	59.898	1:12.460		17:16.046
6	1	2:48.425	45.959	34.712	1:27.754	222.2	20:04.471
7	1	2:03.599	37.976	32.140	53.483	238.9	22:08.070
8	1	2:03.935	37.550	32.602	53.783	238.4	24:12.005
9	1	2:04.554	37.997	32.582	53.975	239.5	26:16.559
10	1	2:03.524	37.531	32.229	53.764	239.5	28:20.083
11	1	2:04.121	37.551	32.476	54.094	239.5	30:24.204
12	1	2:05.318	37.997	33.149	54.172	236.3	32:29.522
13	1	2:05.487	38.547	32.538	54.402	234.3	34:35.009
14	1	2:04.297	37.870	32.390	54.037	238.9	36:39.306
15	1	2:28.697	37.700	50.651	1:00.346	238.9	39:08.003
16	1	31:09.938	45.412	1:00.373	...	203.0	1:10:17.941
17	1	3:15.199	1:03.267	56.081	1:15.851		1:13:33.140
18	1	3:13.949	47.773	39.602	1:46.574	155.4	1:16:47.089
19	1	2:07.947	39.110	34.760	54.077	238.9	1:18:55.036
20	1	2:04.247	37.606	31.939	54.702	241.1	1:20:59.283
21	1	2:03.912	37.949	32.125	53.838	241.1	1:23:03.195
22	1	2:09.120	37.432	32.205	59.483	240.5	1:25:12.315
23	1	3:09.169	1:11.082	50.377	1:07.710		1:28:21.484
24	1	22:00.185	57.986	44.898	...		1:50:21.669
25	1	3:16.058	1:06.352	58.670	1:11.036	139.2	1:53:37.727
26	1	3:21.904	55.730	1:01.406	1:24.768	126.5	1:56:59.631
27	1	3:24.105 **B**	1:11.235	47.762	1:25.108	133.2	2:00:23.736
28	1	3:01.876	1:33.782	33.640	54.454	222.2	2:03:25.612
29	1	2:17.241	38.746	32.753	1:05.742	236.3	2:05:42.853
30	1	2:32.204	52.104	34.606	1:05.494	145.0	2:08:15.057
31	1	2:04.273	38.285	32.552	53.436	240.0	2:10:19.330
32	1	2:03.096	37.467	31.826	53.803	236.8	2:12:22.426
33	1	2:04.282	37.945	32.507	53.830	238.4	2:14:26.708
34	1	2:04.023	37.839	32.357	53.827	237.9	2:16:30.731
35	1	2:04.137	37.761	32.376	54.000	238.4	2:18:34.868
36	1	2:05.405	37.493	33.842	54.070	239.5	2:20:40.273
37	1	2:04.340	38.052	32.407	53.881	238.9	2:22:44.613
38	1	2:05.676	38.817	32.571	54.288	236.3	2:24:50.289
39	1	~~2:04.168~~	37.579	~~32.680~~	53.909	238.4	2:26:54.457
40	1	2:05.020	37.736	33.054	54.230	237.9	2:28:59.477
41	1	2:04.501	37.971	32.342	54.188	237.9	2:31:03.978
42	1	2:04.717	37.774	32.368	54.575	238.4	2:33:08.695
43	1	2:06.427	38.327	33.389	54.711	237.9	2:35:15.122
44	1	2:06.296	38.240	33.216	54.840	240.0	2:37:21.418
45	1	2:05.520	38.294	32.827	54.399	238.4	2:39:26.938
46	1	2:04.792	37.866	32.717	54.209	237.9	2:41:31.730
47	1	2:04.631	37.852	32.626	54.153	237.9	2:43:36.361
48	1	2:05.679	38.601	32.619	54.459	234.8	2:45:42.040
49	1	~~2:06.006~~	~~38.630~~	32.776	54.600	237.9	2:47:48.046
50	1	2:05.177	37.863	32.789	54.525	235.3	2:49:53.223
51	1	2:05.006	37.890	32.647	54.469	238.9	2:51:58.229
52	1	2:12.105 **B**	37.799	33.604	1:00.702	238.4	2:54:10.334
53	2	3:21.017	1:54.846	32.867	53.304	229.8	2:57:31.351
54	2	2:02.728	36.800	32.156	53.772	238.4	2:59:34.079
55	2	2:04.430	37.124	33.298	54.008	237.9	3:01:38.509
56	2	2:03.013	37.099	32.269	53.645	237.9	3:03:41.522
57	2	2:03.203	37.073	32.272	53.858	236.8	3:05:44.725
58	2	2:01.997	37.095	31.981	52.921	238.4	3:07:46.722
59	2	2:01.585	36.839	31.806	52.940	240.0	3:09:48.307
60	2	2:02.258	36.869	31.956	53.433	238.9	3:11:50.565
61	2	2:10.357	38.385	34.144	57.828	237.4	3:14:00.922
62	2	2:18.440	40.567	36.473	1:01.400	236.8	3:16:19.362
63	2	2:26.458 **B**	42.503	37.410	1:06.545	234.3	3:18:45.820
64	2	3:13.020	1:40.223	35.078	57.719	232.3	3:21:58.840
65	2	2:14.231	40.268	35.793	58.170	233.8	3:24:13.071
66	2	2:15.297	40.717	35.554	59.026	232.8	3:26:28.368
67	2	2:15.106	40.390	36.134	58.582	236.3	3:28:43.474
68	2	2:14.917	40.209	35.393	59.315	234.8	3:30:58.391
69	2	2:14.693	40.240	35.729	58.724	234.8	3:33:13.084
70	2	2:15.245	40.099	35.712	59.434	234.8	3:35:28.329
71	2	~~2:17.032~~	~~41.219~~	36.004	59.809	235.3	3:37:45.361
72	2	2:16.693	41.298	35.973	59.422	234.3	3:40:02.054
73	2	2:16.604	40.889	36.312	59.403	234.3	3:42:18.658
74	2	2:17.010	40.929	36.330	59.751	234.8	3:44:35.668
75	2	2:17.460	41.303	36.287	59.870	233.8	3:46:53.128
76	2	2:16.571	40.877	36.152	59.542	234.3	3:49:09.699
77	2	2:16.852	40.932	36.354	59.566	234.8	3:51:26.551
78	2	2:16.895	40.961	36.682	59.252	236.3	3:53:43.446
79	2	2:16.651	41.200	36.214	59.237	235.8	3:56:00.097
80	2	2:16.635	41.143	36.238	59.254	234.3	3:58:16.732
81	2	2:17.208	41.179	36.844	59.185	237.9	4:00:33.940
82	2	2:16.330	41.114	36.286	58.930	234.3	4:02:50.270
83	2	2:16.386	40.896	36.268	59.222	235.3	4:05:06.656
84	2	2:16.787	40.853	36.144	59.790	236.3	4:07:23.443
85	2	2:16.930	40.986	36.502	59.442	236.3	4:09:40.373
86	2	2:15.923	40.851	36.066	59.006	236.3	4:11:56.296

EUROPEAN LE MANS SERIES

GOODYEAR 4 HOURS OF SILVERSTONE

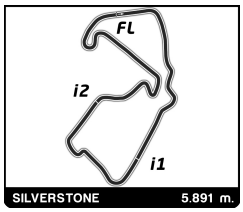

European Le Mans Series
Goodyear 4 Hours of Silverstone
Race

Sector Analysis

Lap under Red Flag | ~~Invalidated Lap~~ | Personal Best | Session Best | **B** Crossing the pit lane

Lap	D	Time	Sector 1	Sector 2	Sector 3	T. Spd	Elapsed
87	2	~~2:16.238~~	40.814	~~36.240~~	59.184	236.8	4:14:12.534
88	2	2:16.154	40.732	36.196	59.226	236.3	4:16:28.688
89	2	2:21.585 **B**	40.661	36.366	1:04.558	237.9	4:18:50.273
90	3	3:09.906	1:31.887	37.077	1:00.942	235.8	4:22:00.179
91	3	2:19.129	41.935	37.348	59.846	235.3	4:24:19.308
92	3	2:17.991	41.532	36.760	59.699	234.8	4:26:37.299
93	3	2:17.920	41.305	36.889	59.726	235.3	4:28:55.219
94	3	3:17.011	41.529	50.039	1:45.443	235.8	4:32:12.230
95	3	3:29.255	1:32.180	55.247	1:01.828		4:35:41.485

59 **Racing Spirit of Leman** — Aston Martin Vantage AMR LMGT3
1.Clément MATEU 3.Valentin HASSE CLOT — LMGT3
2.Erwan BASTARD

Lap	D	Time	Sector 1	Sector 2	Sector 3	T. Spd	Elapsed
1	1	2:20.891	51.280	33.290	56.321	241.1	2:20.891
2	1	3:50.313	57.827	1:07.740	1:44.746		6:11.204
3	1	4:27.456	1:31.762	1:08.541	1:47.153		10:38.660
4	1	3:16.465	1:31.835	46.423	58.207		13:55.125
5	1	3:22.845	1:11.315	59.044	1:12.486		17:17.970
6	1	2:47.759	44.817	35.870	1:27.072	218.2	20:05.729
7	1	2:03.821	38.038	32.352	53.431	237.9	22:09.550
8	1	2:02.899	37.373	32.015	53.511	237.4	24:12.449
9	1	2:04.584	37.633	32.962	53.989	240.0	26:17.033
10	1	2:03.593	37.354	32.441	53.798	243.2	28:20.626
11	1	2:04.488	37.270	32.745	54.473	241.1	30:25.114
12	1	2:05.650	38.450	32.653	54.547	242.7	32:30.764
13	1	2:05.608	37.846	33.407	54.355	242.2	34:36.372
14	1	2:04.436	37.732	32.379	54.325	242.2	36:40.808
15	1	2:29.013	37.314	51.203	1:00.496	241.1	39:09.821
16	1	31:12.723	49.323	57.592	...	204.9	1:10:22.544
17	1	3:12.416	1:01.050	56.616	1:14.750		1:13:34.960
18	1	3:12.841	47.576	39.890	1:45.375	167.4	1:16:47.801
19	1	~~2:08.486~~	38.623	~~34.756~~	55.107	230.3	1:18:56.287
20	1	2:03.847	37.428	32.719	53.700	240.0	1:21:00.134
21	1	2:03.242	37.345	32.339	53.558	244.3	1:23:03.376
22	1	~~2:09.664~~	~~37.376~~	32.583	59.705	241.6	1:25:13.040
23	1	3:09.634	1:11.839	50.615	1:07.180		1:28:22.674
24	1	22:00.274	1:00.514	42.163	...		1:50:22.948
25	1	3:15.943	1:06.147	58.600	1:11.196	137.8	1:53:38.891
26	1	3:22.046	55.503	1:01.363	1:25.180		1:57:00.937
27	1	3:24.231 **B**	1:10.839	47.863	1:25.529	139.4	2:00:25.168
28	1	3:08.161	1:39.672	33.464	55.025	235.8	2:03:33.329
29	1	2:12.434	39.216	33.085	1:00.133	236.3	2:05:45.763
30	1	2:30.350	51.096	35.678	1:03.576	141.2	2:08:16.113
31	1	2:07.335	37.536	34.529	55.270	242.7	2:10:23.448
32	1	2:04.068	37.680	32.363	54.025	237.9	2:12:27.516
33	1	~~2:06.605~~	~~37.821~~	32.659	56.125	242.2	2:14:34.121
34	1	~~2:06.126~~	38.348	~~33.456~~	54.322	242.7	2:16:40.247
35	1	2:04.877	37.936	32.433	54.508	243.2	2:18:45.124
36	1	2:05.478	37.798	32.903	54.777	243.2	2:20:50.602
37	1	2:04.141	37.720	32.441	53.980	240.0	2:22:54.743
38	1	2:03.635	37.495	32.289	53.851	240.0	2:24:58.378
39	1	2:08.228 **B**	37.320	32.495	58.413	240.0	2:27:06.606
40	2	2:55.430	1:29.530	32.578	53.322	239.5	2:30:02.036
41	2	~~2:02.449~~	37.403	~~32.132~~	52.914	239.5	2:32:04.485
42	2	2:04.237	37.456	32.222	54.559	238.9	2:34:08.722
43	2	2:02.959	37.484	32.194	53.281	238.4	2:36:11.681
44	2	2:02.459	37.359	32.112	52.988	237.9	2:38:14.140
45	2	2:02.436	36.969	32.318	53.149	240.5	2:40:16.576
46	2	2:02.880	37.349	32.271	53.260	241.1	2:42:19.456
47	2	2:03.084	37.378	32.669	53.037	238.4	2:44:22.540
48	2	2:02.094	36.992	32.134	52.968	240.0	2:46:24.634
49	2	2:02.222	37.155	32.073	52.994	240.5	2:48:26.856
50	2	~~2:03.656~~	37.208	~~32.242~~	54.206	238.9	2:50:30.512
51	2	2:02.522	37.070	32.335	53.117	240.0	2:52:33.034
52	2	2:02.969	37.202	32.441	53.326	240.0	2:54:36.003
53	2	2:02.543	37.110	32.158	53.275	238.9	2:56:38.546
54	2	2:04.715	37.902	32.934	53.879	241.6	2:58:43.261
55	2	2:05.604	37.671	33.228	54.705	237.9	3:00:48.865
56	2	2:06.528	38.593	32.835	55.100	238.4	3:02:55.393
57	2	2:06.853	38.317	33.477	55.059	238.9	3:05:02.246
58	2	2:05.629	38.300	33.190	54.139	238.4	3:07:07.875
59	2	2:04.043	37.567	32.375	54.101	240.0	3:09:11.918
60	2	2:03.742	37.291	32.647	53.804	237.9	3:11:15.660
61	2	2:07.699	37.701	33.683	56.315	241.1	3:13:23.359
62	2	2:17.105	40.369	36.519	1:00.217	236.3	3:15:40.464
63	2	2:26.686 **B**	42.265	38.073	1:06.348	232.8	3:18:07.150
64	2	3:31.435	1:55.833	36.606	58.996	230.8	3:21:38.585
65	2	~~2:16.441~~	40.649	35.659	~~1:00.133~~	232.3	3:23:55.026
66	2	2:17.474	40.565	35.623	1:01.286	231.3	3:26:12.500
67	2	2:18.691	41.941	36.612	1:00.138	235.8	3:28:31.191
68	2	2:17.941	40.830	36.575	1:00.536	233.3	3:30:49.132
69	2	2:17.921	40.893	36.275	1:00.753	233.8	3:33:07.053
70	2	2:19.343	40.802	36.435	1:02.106	235.8	3:35:26.396
71	2	2:19.029	41.531	36.721	1:00.777	231.8	3:37:45.425
72	2	2:20.415	42.279	36.949	1:01.187	234.8	3:40:05.840
73	2	2:19.501	41.475	36.991	1:01.035	234.8	3:42:25.341
74	2	2:19.774	41.855	37.230	1:00.689	236.3	3:44:45.115
75	2	2:18.232	41.551	36.447	1:00.234	234.3	3:47:03.347
76	2	2:17.808	41.535	36.438	59.835	233.8	3:49:21.155
77	2	2:18.507	41.506	36.887	1:00.114	234.8	3:51:39.662
78	2	2:18.577	41.419	37.037	1:00.121	234.3	3:53:58.239
79	2	2:17.789	41.232	36.635	59.922	235.3	3:56:16.028
80	2	2:17.803	41.194	36.545	1:00.064	235.3	3:58:33.831
81	2	2:17.666	41.350	36.516	59.800	236.3	4:00:51.497
82	2	2:18.855	41.573	37.038	1:00.244	233.8	4:03:10.352
83	2	2:23.923 **B**	41.838	37.382	1:04.703	235.8	4:05:34.275
84	3	3:19.310	1:43.658	36.502	59.150	231.8	4:08:53.585
85	3	2:16.511	40.803	36.447	59.261	236.3	4:11:10.096
86	3	2:16.526	40.960	36.243	59.323	234.8	4:13:26.622
87	3	2:17.769	41.298	36.930	59.541	237.9	4:15:44.391
88	3	2:16.804	40.661	36.641	59.502	235.3	4:18:01.195
89	3	2:17.412	40.921	36.608	59.883	234.3	4:20:18.607
90	3	2:17.156	40.886	36.617	59.653	233.8	4:22:35.763
91	3	2:19.133	41.195	37.283	1:00.655	232.8	4:24:54.896
92	3	2:18.341	41.686	36.575	1:00.080	235.8	4:27:13.237
93	3	2:18.863	41.092	36.861	1:00.910	233.8	4:29:32.100
94	3	3:52.211	58.323	1:08.093	1:45.795		4:33:24.311

EUROPEAN LE MANS SERIES

GOODYEAR 4 HOURS OF SILVERSTONE

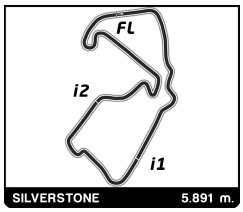

European Le Mans Series
Goodyear 4 Hours of Silverstone
Race

Sector Analysis

Lap under Red Flag | ~~Invalidated Lap~~ | Personal Best | Session Best | **B** Crossing the pit lane

60 — Proton Competition — Porsche 911 GT3 R LMGT3 — LMGT3
1.Horst FELBERMAYR
2.Matteo CRESSONI
3.Horst Felix FELBERMAYR

Lap	D	Time	Sector 1	Sector 2	Sector 3	T. Spd	Elapsed
95	3	2:49.667	1:12.106	36.934	1:00.627	231.3	4:36:13.978
1	1	2:26.994	55.579	34.014	57.401	241.1	2:26.994
2	1	3:56.777 **B**	1:03.488	1:07.868	1:45.421		6:23.771
3	1	4:45.098	1:52.501	1:07.780	1:44.817		11:08.869
4	1	3:06.451	1:26.074	39.623	1:00.754	144.0	14:15.320
5	1	3:10.934	1:02.008	56.695	1:12.231		17:26.254
6	1	2:46.340	46.163	34.245	1:25.932	199.6	20:12.594
7	1	2:04.911	38.136	32.952	53.823	242.7	22:17.505
8	1	2:07.442	38.837	33.707	54.898	241.6	24:24.947
9	1	2:05.818	37.832	32.967	55.019	244.9	26:30.765
10	1	2:04.630	37.436	32.719	54.475	244.3	28:35.395
11	1	2:06.761	37.459	33.767	55.535	247.7	30:42.156
12	1	2:04.914	38.178	32.694	54.042	244.3	32:47.070
13	1	2:03.682	37.545	32.516	53.621	243.8	34:50.752
14	1	2:04.775	37.600	32.747	54.428	242.7	36:55.527
15	1	2:45.798	40.297	52.109	1:13.392	220.9	39:41.325
16	1	31:04.380	48.975	44.273	...	218.6	1:10:45.705
17	1	3:03.657	54.310	54.805	1:14.542	152.8	1:13:49.362
18	1	3:05.732	47.220	40.559	1:37.953	183.4	1:16:55.094
19	1	2:08.905	38.848	35.687	54.370	230.3	1:19:03.999
20	1	2:04.136	37.576	32.694	53.866	243.8	1:21:08.135
21	1	2:04.592	38.260	32.561	53.771	243.8	1:23:12.727
22	1	2:10.294	38.256	32.491	59.547	244.9	1:25:23.021
23	1	3:18.620	1:28.451	37.736	1:12.433		1:28:41.641
24	1	22:04.216	1:10.249	52.957	...	142.1	1:50:45.857
25	1	3:04.430	1:01.635	51.480	1:11.315	184.6	1:53:50.287
26	1	3:20.008	56.833	57.185	1:25.990	200.0	1:57:10.295
27	1	3:25.699 **B**	1:15.102	43.854	1:26.743	122.3	2:00:35.994
28	1	2:48.659	1:19.239	34.173	55.247	236.3	2:03:24.653
29	1	2:17.283	38.777	33.107	1:05.399	240.5	2:05:41.936
30	1	2:32.852	51.845	35.134	1:05.873	156.3	2:08:14.788
31	1	2:06.883	38.091	34.777	54.015	243.2	2:10:21.671
32	1	2:04.248	37.531	32.187	54.530	243.8	2:12:25.919
33	1	2:03.540	37.797	32.450	53.293	241.1	2:14:29.459
34	1	2:03.227	37.626	32.328	53.273	243.2	2:16:32.686
35	1	2:04.253	37.395	32.588	54.270	244.3	2:18:36.939
36	1	2:10.391 **B**	38.117	34.347	57.927	241.1	2:20:47.330
37	3	3:07.409	1:42.170	32.128	53.111	241.1	2:23:54.739
38	3	2:02.182	37.031	32.159	52.992	243.8	2:25:56.921
39	3	2:04.058	37.614	32.236	54.208	240.5	2:28:00.979
40	3	2:02.159	37.078	32.137	52.944	242.2	2:30:03.138
41	3	2:01.955	37.077	32.001	52.877	242.7	2:32:05.093
42	3	2:03.034	37.042	32.240	53.752	244.3	2:34:08.127
43	3	2:01.922	36.967	31.905	53.050	238.9	2:36:10.049
44	3	2:01.604	37.040	31.837	52.727	238.9	2:38:11.653
45	3	~~2:01.574~~	36.823	~~31.865~~	52.886	240.0	2:40:13.227
46	3	~~2:03.185~~	37.377	~~32.608~~	53.200	241.6	2:42:16.412
47	3	2:01.891	37.236	31.936	52.719	241.6	2:44:18.303
48	3	2:01.916	36.806	31.860	53.250	242.7	2:46:20.219
49	3	~~2:03.045~~	37.568	~~32.580~~	52.897	237.9	2:48:23.264
50	3	2:03.017	37.419	32.047	53.551	242.7	2:50:26.281
51	3	2:03.127	37.402	32.018	53.707	243.8	2:52:29.408
52	3	2:02.810	36.946	32.107	53.757	245.5	2:54:32.218
53	3	2:02.052	36.868	32.002	53.182	240.5	2:56:34.270
54	3	2:01.922	36.843	31.916	53.163	242.2	2:58:36.192
55	3	2:06.097	37.131	33.762	55.204	241.6	3:00:42.289
56	3	~~2:07.412~~	38.278	~~33.948~~	55.186	241.6	3:02:49.701
57	3	2:07.658	38.213	33.576	55.869	241.1	3:04:57.359
58	3	2:06.890	38.127	32.780	55.983	239.5	3:07:04.249
59	3	2:04.055	37.363	32.872	53.820	240.5	3:09:08.304
60	3	2:04.322	37.536	32.654	54.132	240.0	3:11:12.626
61	3	2:07.328	37.454	33.715	56.159	243.2	3:13:19.954
62	3	2:24.784 **B**	40.970	36.895	1:06.919	238.4	3:15:44.738
63	2	3:39.745	2:02.561	37.125	1:00.059	232.3	3:19:24.483
64	2	2:15.696	40.780	36.155	58.761	236.8	3:21:40.179
65	2	2:15.537	40.568	35.803	59.166	236.8	3:23:55.716
66	2	2:16.758	40.398	36.363	59.997	239.5	3:26:12.474
67	2	2:16.941	41.212	35.929	59.800	235.8	3:28:29.415
68	2	2:16.224	40.844	36.103	59.277	237.4	3:30:45.639
69	2	2:15.936	40.270	35.862	59.804	235.8	3:33:01.575
70	2	2:17.327	40.531	36.753	1:00.043	236.3	3:35:18.902
71	2	2:18.107	41.086	36.558	1:00.463	235.8	3:37:37.009
72	2	2:17.581	41.240	36.517	59.824	235.3	3:39:54.590
73	2	2:18.604	41.202	37.244	1:00.158	236.3	3:42:13.194
74	2	2:18.758	41.138	36.999	1:00.621	234.3	3:44:31.952
75	2	2:18.867	41.424	36.898	1:00.545	236.8	3:46:50.819
76	2	2:17.699	41.317	36.645	59.737	233.3	3:49:08.518
77	2	2:17.402	41.290	36.766	59.346	234.3	3:51:25.920
78	2	2:17.181	41.328	36.557	59.296	236.8	3:53:43.101
79	2	2:16.189	40.820	36.227	59.142	238.4	3:55:59.290
80	2	2:17.236	41.180	36.619	59.437	233.8	3:58:16.526
81	2	2:18.380	41.277	37.379	59.724	238.4	4:00:34.906
82	2	2:16.799	41.026	36.511	59.262	237.4	4:02:51.705
83	2	2:21.155 **B**	40.793	36.443	1:03.919	238.4	4:05:12.860
84	2	3:22.486	1:44.509	37.408	1:00.569	234.3	4:08:35.346
85	2	2:17.474	41.173	36.422	59.879	235.8	4:10:52.820
86	2	2:17.799	41.137	36.836	59.826	232.8	4:13:10.619
87	2	2:17.486	41.053	36.812	59.621	235.8	4:15:28.105
88	2	2:17.892	41.177	36.869	59.846	236.3	4:17:45.997
89	2	2:17.604	41.005	36.699	59.900	236.8	4:20:03.601
90	2	2:17.792	41.072	36.901	59.819	236.8	4:22:21.393
91	2	2:18.455	41.055	37.026	1:00.374	235.8	4:24:39.848
92	2	2:18.802	41.259	36.757	1:00.786	237.4	4:26:58.650
93	2	2:17.930	41.481	36.855	59.594	236.3	4:29:16.580
94	2	3:28.754	41.433	1:01.700	1:45.621	235.3	4:32:45.334
95	2	3:14.097	1:32.299	39.744	1:02.054		4:35:59.431

63 — Iron Lynx — Mercedes -AMG LMGT3 — LMGT3
1.Martin BERRY
2.Lorcan HANAFIN
3.Fabian SCHILLER

Lap	D	Time	Sector 1	Sector 2	Sector 3	T. Spd	Elapsed
1	1	2:21.327	51.078	34.117	56.132	242.7	2:21.327
2	1	3:53.821	58.777	1:08.791	1:46.253		6:15.148
3	1	4:26.208	1:31.688	1:08.497	1:46.023		10:41.356
4	1	3:14.739	1:31.671	45.498	57.570		13:56.095

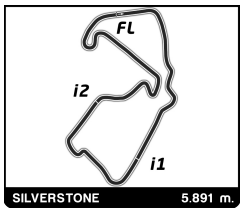

European Le Mans Series
Goodyear 4 Hours of Silverstone
Race

Sector Analysis

Lap under Red Flag | ~~Invalidated Lap~~ | Personal Best | Session Best | **B** Crossing the pit lane

Lap	D	Time	Sector 1	Sector 2	Sector 3	T. Spd	Elapsed
5	1	3:23.247	1:11.486	59.049	1:12.712		17:19.342
6	1	2:46.875	43.963	36.129	1:26.783	232.3	20:06.217
7	1	2:04.141	38.102	32.632	53.407	243.8	22:10.358
8	1	2:02.676	37.271	32.203	53.202	243.8	24:13.034
9	1	2:05.339	37.821	33.321	54.197	241.6	26:18.373
10	1	2:04.448	37.472	32.853	54.123	236.8	28:22.821
11	1	2:06.353	38.268	33.484	54.601	234.3	30:29.174
12	1	2:08.195	38.387	33.725	56.083	239.5	32:37.369
13	1	~~2:07.393~~	~~39.246~~	33.176	54.971	232.3	34:44.762
14	1	~~2:08.090~~	~~38.240~~	34.668	55.182	230.8	36:52.852

66 **JMW Motorsport** — Ferrari 296 LMGT3 — LMGT3
1.Scott NOBLE 2.Jason HART 3.Gianmaria BRUNI

Lap	D	Time	Sector 1	Sector 2	Sector 3	T. Spd	Elapsed
1	1	2:26.830	54.748	33.907	58.175	237.9	2:26.830
2	1	3:54.168	1:02.448	1:07.304	1:44.416		6:20.998
3	1	4:24.634	1:31.477	1:07.658	1:45.499		10:45.632
4	1	3:17.275	1:31.237	45.132	1:00.906		14:02.907
5	1	3:21.010	1:09.621	58.507	1:12.882		17:23.917
6	1	2:44.945	44.222	35.015	1:25.708	231.3	20:08.862
7	1	2:05.486	38.619	32.810	54.057	242.2	22:14.348
8	1	2:04.785	37.988	32.560	54.237	240.0	24:19.133
9	1	2:07.472	38.791	33.380	55.301	239.5	26:26.605
10	1	2:04.988	37.863	32.827	54.298	239.5	28:31.593
11	1	2:05.483	38.593	32.400	54.490	238.4	30:37.076
12	1	2:04.924	38.044	32.366	54.514	240.0	32:42.000
13	1	2:04.866	38.109	33.195	53.562	238.4	34:46.866
14	1	2:06.206	38.021	33.130	55.055	238.9	36:53.072
15	1	2:43.600	39.525	51.978	1:12.097	239.5	39:36.672
16	1	31:02.348	47.918	46.185	...	219.5	1:10:39.020
17	1	3:06.445	56.006	54.221	1:16.218	182.7	1:13:45.465
18	1	3:08.442	46.490	38.433	1:43.519	174.8	1:16:53.907
19	1	2:07.421	38.855	33.325	55.241	242.7	1:19:01.328
20	1	2:04.518	38.073	32.378	54.067	242.7	1:21:05.846
21	1	2:04.935	37.607	32.822	54.506	242.7	1:23:10.781
22	1	2:10.961	38.590	32.283	1:00.088	240.0	1:25:21.742
23	1	3:18.064	1:26.705	38.692	1:12.667		1:28:39.806
24	1	22:03.295	1:08.138	53.710	...	147.7	1:50:43.101
25	1	3:06.019	59.673	54.825	1:11.521	149.6	1:53:49.120
26	1	3:20.027	56.030	58.313	1:25.684	173.4	1:57:09.147
27	1	3:25.007 **B**	1:14.172	44.400	1:26.435	145.6	2:00:34.154
28	1	3:04.568	1:35.665	33.724	55.179	238.4	2:03:38.722
29	1	2:09.681	38.841	33.763	57.077	238.9	2:05:48.403
30	1	2:29.865	50.933	36.064	1:02.868	172.0	2:08:18.268
31	1	~~2:05.794~~	37.976	~~32.634~~	55.184	240.0	2:10:24.062
32	1	~~2:32.247~~	37.510	~~32.690~~	1:22.047	240.0	2:12:56.309
33	1	2:03.429	37.621	32.116	53.692	239.5	2:14:59.738
34	1	2:03.934	37.578	32.581	53.775	239.5	2:17:03.672
35	1	~~2:05.257~~	38.797	~~32.512~~	53.948	239.5	2:19:08.929
36	1	2:04.576	37.862	32.709	54.005	239.5	2:21:13.505
37	1	2:03.743	37.503	32.475	53.765	239.5	2:23:17.248
38	1	2:03.832	37.552	32.580	53.700	240.5	2:25:21.080
39	1	~~2:04.999~~	37.497	~~32.383~~	55.119	240.5	2:27:26.079
40	1	~~2:10.191~~ **B**	37.832	~~33.572~~	58.787	241.6	2:29:36.270
41	3	3:13.991	1:44.033	34.505	55.453	234.3	2:32:50.261
42	3	2:03.561	38.366	32.421	52.774	238.4	2:34:53.822
43	3	2:07.620 **B**	37.495	33.314	56.811	239.5	2:37:01.442
44	3	2:18.137	53.524	31.835	52.778	238.9	2:39:19.579
45	3	2:01.532	37.091	31.793	52.648	238.4	2:41:21.111
46	3	2:01.540	37.063	31.931	52.546	235.8	2:43:22.651
47	3	2:01.764	37.118	31.899	52.747	238.9	2:45:24.415
48	3	2:01.475	37.237	31.671	52.567	238.9	2:47:25.890
49	3	2:01.466	36.960	31.843	52.663	238.9	2:49:27.356
50	3	2:01.669	36.995	31.859	52.815	238.4	2:51:29.025
51	3	2:02.682	37.223	32.206	53.253	238.4	2:53:31.707
52	3	2:02.338	37.150	31.884	53.304	239.5	2:55:34.045
53	3	2:02.275	37.106	31.929	53.240	237.9	2:57:36.320
54	3	2:03.626	37.382	32.566	53.678	237.4	2:59:39.946
55	3	2:05.166	37.864	32.873	54.429	237.9	3:01:45.112
56	3	2:04.778	38.293	32.548	53.937	236.3	3:03:49.890
57	3	2:04.987	38.224	32.412	54.351	238.4	3:05:54.877
58	3	2:04.699	37.967	32.860	53.872	239.5	3:07:59.576
59	3	2:03.654	37.531	32.241	53.882	239.5	3:10:03.230
60	3	2:05.315	37.774	32.641	54.900	236.3	3:12:08.545
61	3	2:13.082	38.547	34.636	59.899	239.5	3:14:21.627
62	3	2:27.529 **B**	42.278	37.512	1:07.739	233.8	3:16:49.156
63	2	3:58.766	2:18.520	38.532	1:01.714	229.8	3:20:47.922
64	2	2:17.759	41.795	36.579	59.385	230.8	3:23:05.681
65	2	2:16.201	41.212	36.184	58.805	234.8	3:25:21.882
66	2	2:15.553	41.041	35.901	58.611	233.8	3:27:37.435
67	2	2:14.910	40.791	35.694	58.425	233.8	3:29:52.345
68	2	2:14.560	40.335	35.590	58.635	233.8	3:32:06.905
69	2	2:16.135	40.577	35.900	59.658	235.8	3:34:23.040
70	2	2:17.325	41.187	36.200	59.938	235.3	3:36:40.365
71	2	2:18.518	41.476	36.409	1:00.633	233.8	3:38:58.883
72	2	2:18.435	42.275	36.577	59.583	233.8	3:41:17.318
73	2	2:19.106	42.661	36.694	59.751	231.8	3:43:36.424
74	2	2:17.314	41.449	36.320	59.545	234.8	3:45:53.738
75	2	2:17.800	41.526	36.651	59.623	234.8	3:48:11.538
76	2	2:17.640	41.645	36.415	59.580	234.8	3:50:29.178
77	2	2:17.596	41.432	36.593	59.571	235.8	3:52:46.774
78	2	2:18.550	41.523	36.570	1:00.457	236.8	3:55:05.324
79	2	2:17.608	41.332	36.991	59.285	234.8	3:57:22.932
80	2	2:17.595	41.453	36.657	59.485	236.8	3:59:40.527
81	2	2:16.807	41.235	36.564	59.008	235.8	4:01:57.334
82	2	2:17.058	41.120	36.567	59.371	235.8	4:04:14.392
83	2	2:18.460	41.494	37.152	59.814	236.8	4:06:32.852
84	2	2:18.032	41.364	36.982	59.686	234.3	4:08:50.884
85	2	2:18.212	41.503	37.144	59.565	234.3	4:11:09.096
86	2	2:17.040	41.220	36.314	59.506	235.8	4:13:26.136
87	2	2:19.007	41.592	37.412	1:00.003	235.8	4:15:45.143
88	2	2:17.551	41.321	36.832	59.398	236.3	4:18:02.694
89	2	2:21.749 **B**	41.488	36.372	1:03.889	236.8	4:20:24.443
90	2	3:50.680	2:14.613	36.583	59.484	234.8	4:24:15.123
91	2	2:19.390	41.040	37.457	1:00.893	235.3	4:26:34.513
92	2	2:18.566	41.545	36.952	1:00.069	234.8	4:28:53.079
93	2	3:16.340	41.734	49.579	1:45.027	234.8	4:32:09.419

EUROPEAN LE MANS SERIES

GOODYEAR 4 HOURS OF SILVERSTONE

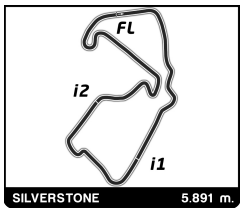

European Le Mans Series
Goodyear 4 Hours of Silverstone
Race

Sector Analysis

Lap under Red Flag | ~~Invalidated Lap~~ | Personal Best | Session Best | **B** Crossing the pit lane

Lap	D	Time	Sector 1	Sector 2	Sector 3	T. Spd	Elapsed
94	2	3:28.154	1:31.352	54.871	1:01.931		4:35:37.573

68 **M Racing** — Ligier JS P325 - Toyota — LMP3
1.Stéphane TRIBAUDINI
2.Quentin ANTONEL

Lap	D	Time	Sector 1	Sector 2	Sector 3	T. Spd	Elapsed
1	1	2:14.184	46.933	34.104	53.147	247.7	2:14.184
2	1	3:31.391	39.012	1:07.595	1:44.784		5:45.575
3	1	4:24.465 **B**	1:31.434	1:07.655	1:45.376		10:10.040
4	1	4:18.309	2:39.813	39.631	58.865	182.7	14:28.349
5	1	3:04.724	55.942	57.564	1:11.218		17:33.073
6	1	2:43.629	47.138	34.504	1:21.987	170.6	20:16.702
7	1	2:04.203	36.120	34.916	53.167	250.6	22:20.905
8	1	2:01.487	35.885	33.591	52.011	252.9	24:22.392
9	1	2:01.901	37.463	31.628	52.810	249.4	26:24.293
10	1	2:00.805	37.142	31.580	52.083	250.6	28:25.098
11	1	2:00.198	36.587	31.949	51.662	250.6	30:25.296
12	1	2:00.637	36.990	31.523	52.124	236.8	32:25.933
13	1	2:00.091	36.497	31.292	52.302	249.4	34:26.024
14	1	1:58.889	35.868	31.633	51.388	249.4	36:24.913
15	1	2:14.946	35.371	31.669	1:07.906	247.7	38:39.859
16	1	31:21.760	55.753	1:08.974	...		1:10:01.619
17	1	3:19.837	1:06.547	58.516	1:14.774	150.8	1:13:21.456
18	1	3:21.528	51.904	37.470	1:52.154		1:16:42.984
19	1	2:00.305	36.481	31.619	52.205	247.7	1:18:43.289
20	1	1:58.148	35.354	31.608	51.186	246.6	1:20:41.437
21	1	1:57.872	35.309	31.170	51.393	248.3	1:22:39.309
22	1	1:57.740	35.216	31.039	51.485	249.4	1:24:37.049
23	1	2:45.324	1:03.113	41.543	1:00.668	122.7	1:27:22.373
24	1	4:03.618	1:08.685	47.320	2:07.613		1:31:25.991
25	1	21:52.011	...	58.754	1:11.036		1:53:18.002
26	1	3:21.702	58.010	59.030	1:24.662		1:56:39.704
27	1	3:26.315	1:10.118	54.779	1:21.418	150.8	2:00:06.019
28	1	2:35.877	40.365	41.657	1:13.855	167.2	2:02:41.896
29	1	2:38.818	50.068	43.164	1:05.586	165.9	2:05:20.714
30	1	2:40.303	46.538	38.978	1:14.787	214.3	2:08:01.017
31	1	1:59.013	36.140	31.449	51.424	243.8	2:10:00.030
32	1	1:58.671	35.989	30.861	51.821	247.7	2:11:58.701
33	1	1:57.830	35.325	31.299	51.206	247.1	2:13:56.531
34	1	1:57.253	35.248	30.885	51.120	246.0	2:15:53.784
35	1	1:57.585	35.311	31.016	51.258	248.8	2:17:51.369
36	1	1:56.882	35.028	30.923	50.931	247.7	2:19:48.251
37	1	1:57.365	35.219	31.275	50.871	244.9	2:21:45.616
38	1	1:59.302	35.376	31.561	52.365	234.8	2:23:44.918
39	1	1:59.764	36.012	31.680	52.072	240.5	2:25:44.682
40	1	2:00.069	36.421	31.532	52.116	235.3	2:27:44.751
41	1	2:04.738 **B**	36.623	31.844	56.271	231.8	2:29:49.489
42	1	2:33.486	1:11.445	30.973	51.068	247.1	2:32:22.975
43	1	1:56.707	35.081	30.904	50.722	246.6	2:34:19.682
44	1	1:57.982	36.233	31.069	50.680	247.1	2:36:17.664
45	1	1:56.942	34.742	30.685	51.515	248.8	2:38:14.606
46	1	1:59.161	36.509	31.219	51.433	248.3	2:40:13.767
47	1	2:03.485 **B**	36.720	30.955	55.810	247.7	2:42:17.252
48	2	3:43.150	2:18.060	32.569	52.521	238.4	2:46:00.402
49	2	1:58.423	35.885	30.989	51.549	248.3	2:47:58.825
50	2	1:57.446	35.142	30.879	51.425	246.6	2:49:56.271
51	2	1:59.860	36.422	31.369	52.069	247.1	2:51:56.131
52	2	1:56.307	34.719	30.717	50.871	247.7	2:53:52.438
53	2	1:57.064	34.958	30.992	51.114	246.6	2:55:49.502
54	2	1:58.134	35.369	31.291	51.474	248.3	2:57:47.636
55	2	1:59.513	35.251	31.363	52.899	247.1	2:59:47.149
56	2	2:02.090	35.877	32.602	53.611	250.6	3:01:49.239
57	2	2:02.946	36.897	32.697	53.352	248.8	3:03:52.185
58	2	2:03.951	36.661	32.803	54.487	248.3	3:05:56.136
59	2	2:01.058	36.662	31.774	52.622	251.7	3:07:57.194
60	2	1:59.038	35.456	31.572	52.010	248.8	3:09:56.232
61	2	2:00.829	35.756	31.766	53.307	247.1	3:11:57.061
62	2	2:12.317	36.953	35.375	59.989	250.6	3:14:09.378
63	2	2:27.039 **B**	41.672	38.374	1:06.993	241.6	3:16:36.417
64	2	3:16.378	1:41.797	35.435	59.146	242.2	3:19:52.795
65	2	2:12.240	39.115	35.296	57.829	246.0	3:22:05.035
66	2	2:12.436	38.926	34.679	58.831	245.5	3:24:17.471
67	2	2:12.767	38.954	35.447	58.366	242.7	3:26:30.238
68	2	2:13.540	39.750	35.627	58.163	246.0	3:28:43.778
69	2	2:14.161	40.024	35.573	58.564	247.1	3:30:57.939
70	2	2:12.721	39.195	35.389	58.137	242.7	3:33:10.660
71	2	2:14.418	39.196	35.850	59.372	241.6	3:35:25.078
72	2	2:15.374	40.256	36.238	58.880	240.5	3:37:40.452
73	2	2:14.845	39.849	36.211	58.785	241.1	3:39:55.297
74	2	2:15.891	40.371	36.531	58.989	242.2	3:42:11.188
75	2	2:14.459	39.542	36.166	58.751	243.8	3:44:25.647
76	2	2:16.114	39.848	36.447	59.819	243.2	3:46:41.761
77	2	2:15.467	40.536	36.024	58.907	242.2	3:48:57.228
78	2	2:14.323	39.427	36.067	58.829	241.6	3:51:11.551
79	2	2:14.392	40.040	36.041	58.311	243.2	3:53:25.943
80	2	2:13.825	39.248	35.936	58.641	241.6	3:55:39.768
81	2	2:13.698	39.775	35.804	58.119	242.2	3:57:53.466
82	2	2:13.970	39.482	35.970	58.518	242.2	4:00:07.436
83	2	2:14.191	39.477	36.094	58.620	242.7	4:02:21.627
84	2	2:14.583	40.200	36.009	58.374	245.5	4:04:36.210
85	2	2:13.646	39.412	35.998	58.236	244.3	4:06:49.856
86	2	2:14.865	39.566	36.499	58.800	243.2	4:09:04.721
87	2	2:14.143	39.361	36.199	58.583	242.7	4:11:18.864
88	2	2:16.890	39.909	37.323	59.658	244.9	4:13:35.754
89	2	2:16.234	39.994	36.510	59.730	243.2	4:15:51.988
90	2	2:14.761	39.386	36.219	59.156	244.3	4:18:06.749
91	2	2:14.549	39.697	36.081	58.771	241.6	4:20:21.298
92	2	2:15.115	39.521	36.364	59.230	243.2	4:22:36.413
93	2	2:16.947	40.448	36.778	59.721	244.9	4:24:53.360
94	2	2:16.628	40.424	36.994	59.210	244.9	4:27:09.988
95	2	2:19.100 **B**	39.542	36.519	1:03.039	244.9	4:29:29.088
96	2	4:46.460	1:54.094	1:07.755	1:44.611		4:34:15.548
97	2	2:19.602	44.114	36.214	59.274	238.4	4:36:35.150

74 **Kessel Racing** — Ferrari 296 LMGT3 — LMGT3
1.Andrew GILBERT
2.Fran RUEDA
3.Miguel MOLINA

Lap	D	Time	Sector 1	Sector 2	Sector 3	T. Spd	Elapsed
1	1	2:22.731	53.210	33.686	55.835	234.3	2:22.731
2	1	3:55.273	1:01.306	1:07.713	1:46.254		6:18.004

EUROPEAN LE MANS SERIES

GOODYEAR 4 HOURS OF SILVERSTONE

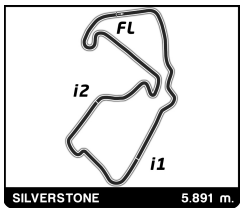

European Le Mans Series
Goodyear 4 Hours of Silverstone
Race

Sector Analysis

Lap under Red Flag | ~~Invalidated Lap~~ | Personal Best | Session Best | **B** Crossing the pit lane

Lap	D	Time	Sector 1	Sector 2	Sector 3	T. Spd	Elapsed
3	1	4:26.032	1:32.165	1:07.879	1:45.988		10:44.036
4	1	3:17.025	1:31.201	44.750	1:01.074		14:01.061
5	1	3:21.061	1:09.253	58.687	1:13.121		17:22.122
6	1	2:46.012	45.085	34.877	1:26.050	222.7	20:08.134
7	1	2:05.289	38.654	32.732	53.903	237.4	22:13.423
8	1	2:04.865	38.304	32.502	54.059	238.9	24:18.288
9	1	2:04.426	38.351	32.468	53.607	237.9	26:22.714
10	1	2:05.129	38.170	33.019	53.940	238.4	28:27.843
11	1	2:04.893	38.660	32.516	53.717	238.9	30:32.736
12	1	2:06.079	38.444	32.511	55.124	241.6	32:38.815
13	1	2:06.241	38.876	32.612	54.753	239.5	34:45.056
14	1	2:05.130	38.130	33.469	53.531	239.5	36:50.186
15	1	2:39.262	37.778	53.193	1:08.291	229.8	39:29.448
16	1	31:01.676	47.638	48.361	...	234.3	1:10:31.124
17	1	3:10.605	58.036	56.519	1:16.050		1:13:41.729
18	1	3:10.975	46.519	39.149	1:45.307	140.1	1:16:52.704
19	1	2:04.407	38.272	32.315	53.820	238.9	1:18:57.111
20	1	2:04.417	37.771	32.995	53.651	240.5	1:21:01.528
21	1	2:02.911	37.390	32.012	53.509	241.1	1:23:04.439
22	1	2:11.035	37.364	32.707	1:00.964	241.1	1:25:15.474
23	1	3:11.256	1:12.944	49.691	1:08.621		1:28:26.730
24	1	22:01.180	1:01.364	40.848	...	128.6	1:50:27.910
25	1	3:14.657	1:04.008	58.815	1:11.834	136.7	1:53:42.567
26	1	3:20.849	54.794	1:01.153	1:24.902		1:57:03.416
27	1	3:21.942	1:11.893	46.789	1:23.260	146.9	2:00:25.358
28	1	2:29.208 **B**	41.061	34.564	1:13.583	221.8	2:02:54.566
29	1	3:46.158	2:13.466	35.249	57.443	227.4	2:06:40.724
30	1	2:06.052	39.198	32.928	53.926	236.3	2:08:46.776
31	1	2:03.547	37.769	32.470	53.308	238.9	2:10:50.323
32	1	2:04.173	37.610	32.064	54.499	238.9	2:12:54.496
33	1	2:03.583	37.719	32.264	53.600	238.4	2:14:58.079
34	1	2:04.808	37.914	32.386	54.508	237.4	2:17:02.887
35	1	2:05.117	38.050	32.889	54.178	237.9	2:19:08.004
36	1	2:03.721	37.791	32.181	53.749	238.4	2:21:11.725
37	1	~~2:03.824~~	37.785	~~32.371~~	53.668	236.8	2:23:15.549
38	1	2:04.252	38.053	32.545	53.654	237.9	2:25:19.801
39	1	2:04.326	37.939	32.197	54.190	238.4	2:27:24.127
40	1	2:04.740	37.932	32.317	54.491	238.4	2:29:28.867
41	1	~~2:07.501~~	37.742	~~33.873~~	55.886	238.4	2:31:36.368
42	1	2:04.685	37.794	32.444	54.447	238.9	2:33:41.053
43	1	2:05.170	38.169	32.988	54.013	237.4	2:35:46.223
44	1	2:03.707	37.810	32.240	53.657	240.0	2:37:49.930
45	1	2:04.905	38.650	32.489	53.766	238.9	2:39:54.835
46	1	2:05.357	37.754	33.041	54.562	237.9	2:42:00.192
47	1	2:07.157	38.349	33.135	55.673	238.4	2:44:07.349
48	1	2:05.790	38.693	32.560	54.537	237.4	2:46:13.139
49	1	2:09.350 **B**	37.993	32.513	58.844	238.9	2:48:22.489
50	2	3:15.345	1:48.299	33.473	53.573	232.3	2:51:37.834
51	2	2:01.298	37.139	31.655	52.504	237.4	2:53:39.132
52	2	2:00.802	36.803	31.598	52.401	236.3	2:55:39.934
53	2	2:00.749	36.688	31.493	52.568	240.0	2:57:40.683
54	2	2:02.483	36.935	32.329	53.219	236.3	2:59:43.166
55	2	2:05.022	37.079	33.443	54.500	239.5	3:01:48.188
56	2	2:03.476	37.653	32.422	53.401	239.5	3:03:51.664
57	2	2:04.995	37.306	33.400	54.289	237.9	3:05:56.659
58	2	2:03.526	37.715	32.319	53.492	242.2	3:08:00.185
59	2	2:05.155	38.500	33.272	53.383	241.6	3:10:05.340
60	2	2:03.714	37.690	32.246	53.778	238.9	3:12:09.054
61	2	2:11.222	38.356	34.340	58.526	241.1	3:14:20.276
62	2	2:19.302	41.267	36.841	1:01.194	235.8	3:16:39.578
63	2	2:26.302 **B**	42.614	37.734	1:05.954	234.8	3:19:05.880
64	2	3:24.848	1:49.992	36.413	58.443	232.3	3:22:30.728
65	2	2:15.542	40.531	36.090	58.921	234.3	3:24:46.270
66	2	2:15.458	40.674	35.671	59.113	232.8	3:27:01.728
67	2	2:15.693	40.715	35.875	59.103	231.3	3:29:17.421
68	2	2:15.762	40.763	35.855	59.144	232.8	3:31:33.183
69	2	2:16.060	40.472	35.918	59.670	233.3	3:33:49.243
70	2	2:18.929	41.761	37.267	59.901	234.3	3:36:08.172
71	2	2:18.567	41.499	36.753	1:00.315	233.3	3:38:26.739
72	2	2:18.547	41.921	36.527	1:00.099	231.3	3:40:45.286
73	2	2:18.433	41.333	36.463	1:00.637	233.8	3:43:03.719
74	2	2:18.409	41.657	36.502	1:00.250	234.8	3:45:22.128
75	2	2:17.511	41.557	36.419	59.535	233.8	3:47:39.639
76	2	2:17.135	41.221	36.533	59.381	233.8	3:49:56.774
77	2	2:17.342	41.251	36.469	59.622	234.8	3:52:14.116
78	2	2:21.600 **B**	41.260	36.548	1:03.792	233.8	3:54:35.716
79	3	3:29.732	1:47.734	39.451	1:02.547	229.3	3:58:05.448
80	3	2:19.758	42.109	37.102	1:00.547	233.3	4:00:25.206
81	3	2:18.009	41.364	36.739	59.906	231.8	4:02:43.215
82	3	2:17.659	41.189	36.632	59.838	233.8	4:05:00.874
83	3	2:17.280	41.077	36.595	59.608	234.8	4:07:18.154
84	3	2:16.815	41.350	36.385	59.080	230.8	4:09:34.969
85	3	2:16.907	41.065	36.510	59.332	235.3	4:11:51.876
86	3	2:17.103	41.005	36.589	59.509	234.8	4:14:08.979
87	3	2:16.591	40.995	36.189	59.407	234.8	4:16:25.570
88	3	2:17.689	41.151	36.513	1:00.025	233.3	4:18:43.259
89	3	2:17.680	41.705	36.417	59.558	233.8	4:21:00.939
90	3	2:18.044	41.415	36.384	1:00.245	235.3	4:23:18.983
91	3	2:18.714	41.577	37.181	59.956	233.3	4:25:37.697
92	3	2:17.365	40.765	36.796	59.804	235.3	4:27:55.062
93	3	2:29.576	41.251	36.942	1:11.383	233.3	4:30:24.638
94	3	4:11.850	1:31.038	1:07.647	1:33.165		4:34:36.488

77 **Proton Competition** — Oreca 07 - Gibson — LMP2 Pro/Am
1.Giorgio RODA 3.Bent VISCAAL 2.Rene BINDER

Lap	D	Time	Sector 1	Sector 2	Sector 3	T. Spd	Elapsed
1	1	2:02.802	39.788	31.910	51.104	273.4	2:02.802
2	1	3:06.649	32.912	49.162	1:44.575	277.6	5:09.451
3	1	4:23.785 **B**	1:31.144	1:07.645	1:44.996		9:33.236
4	1	4:02.654	1:49.373	1:03.765	1:09.516		13:35.890
5	1	3:31.221	1:20.557	59.069	1:11.595		17:07.111
6	1	2:49.234	45.491	35.881	1:27.862	147.9	19:56.345
7	1	1:50.604	33.316	29.082	48.206	274.8	21:46.949
8	1	1:49.461	32.451	28.686	48.324	277.6	23:36.410
9	1	1:49.415	32.953	28.706	47.756	276.2	25:25.825
10	1	1:48.005	31.935	28.611	47.459	276.9	27:13.830
11	1	1:47.436	31.634	28.572	47.230	277.6	29:01.266

EUROPEAN LE MANS SERIES

GOODYEAR 4 HOURS OF SILVERSTONE

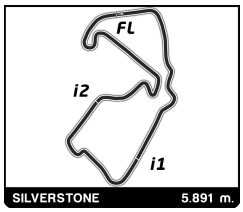

European Le Mans Series
Goodyear 4 Hours of Silverstone
Race

Sector Analysis

Lap under Red Flag | ~~Invalidated Lap~~ | Personal Best | Session Best | **B** Crossing the pit lane

Lap	D	Time	Sector 1	Sector 2	Sector 3	T. Spd	Elapsed
12	1	1:47.829	31.800	28.661	47.368	276.2	30:49.095
13	1	1:52.473	31.674	30.276	50.523	282.0	32:41.568
14	1	1:53.321	34.609	29.979	48.733	279.1	34:34.889
15	1	1:55.914	32.719	33.515	49.680	276.9	36:30.803
16	1	2:12.404	32.044	31.150	1:09.210	278.4	38:43.207
17	1	31:24.196	54.411	1:09.587	...		1:10:07.403
18	1	3:16.805	1:05.394	56.928	1:14.483		1:13:24.208
19	1	3:19.553	51.329	37.359	1:50.865	122.0	1:16:43.761
20	1	1:54.597	35.179	30.299	49.119	272.7	1:18:38.358
21	1	1:48.279	32.180	28.883	47.216	276.9	1:20:26.637
22	1	1:46.360	31.477	28.059	46.824	279.1	1:22:12.997
23	1	1:47.722	31.702	28.261	47.759	279.1	1:24:00.719

82 **TF Sport** Corvette Z06 LMGT3.R
1.Hiroshi KOIZUMI 3.Charlie EASTWOOD LMGT3
2.Rui ANDRADE

Lap	D	Time	Sector 1	Sector 2	Sector 3	T. Spd	Elapsed
1	1	2:25.979	53.857	34.523	57.599	240.0	2:25.979
2	1	3:52.848	1:00.686	1:07.619	1:44.543		6:18.827
3	1	4:27.163 **B**	1:31.892	1:07.810	1:47.461		10:45.990
4	1	3:26.112	1:43.760	40.490	1:01.862	154.3	14:12.102
5	1	3:12.482	1:02.519	57.462	1:12.501		17:24.584
6	1	2:45.149	44.494	34.726	1:25.929	239.5	20:09.733
7	1	2:05.044	38.100	32.964	53.980	244.3	22:14.777
8	1	2:06.159	37.828	32.900	55.431	244.3	24:20.936
9	1	2:06.282	39.004	33.167	54.111	242.7	26:27.218
10	1	2:05.688	38.191	32.807	54.690	242.2	28:32.906
11	1	2:04.459	37.588	32.588	54.283	245.5	30:37.365
12	1	2:06.533	38.388	32.787	55.358	244.3	32:43.898
13	1	2:03.331	37.317	32.532	53.482	243.8	34:47.229
14	1	2:04.351	37.662	32.714	53.975	247.7	36:51.580
15	1	2:42.762	37.717	53.485	1:11.560	226.4	39:34.342
16	1	31:01.363	47.067	45.995	...	230.8	1:10:35.705
17	1	3:08.870	56.830	55.548	1:16.492	128.9	1:13:44.575
18	1	3:08.870	46.461	38.168	1:44.241	161.0	1:16:53.445
19	1	2:06.772	38.993	33.247	54.532	243.2	1:19:00.217
20	1	2:04.779	37.780	33.234	53.765	246.0	1:21:04.996
21	1	2:03.275	37.456	32.661	53.158	243.2	1:23:08.271
22	1	2:08.552	37.094	31.904	59.554	242.2	1:25:16.823
23	1	3:15.201	1:17.503	46.211	1:11.487		1:28:32.024
24	1	22:00.751	1:01.081	38.271	...	125.9	1:50:32.775
25	1	3:12.640	1:03.675	56.516	1:12.449	144.0	1:53:45.415
26	1	3:21.299	54.613	1:00.526	1:26.160		1:57:06.714
27	1	3:21.570	1:12.668	45.643	1:23.259	129.0	2:00:28.284
28	1	2:23.334	42.442	34.672	1:06.220	233.8	2:02:51.618
29	1	2:37.652	50.991	40.662	1:05.999	153.6	2:05:29.270
30	1	2:36.636	45.629	36.981	1:14.026	187.8	2:08:05.906
31	1	2:04.562	38.869	32.308	53.385	243.2	2:10:10.468
32	1	2:02.075	37.025	31.957	53.093	242.7	2:12:12.543
33	1	2:01.561	37.060	31.842	52.659	242.2	2:14:14.104
34	1	2:01.631	36.860	31.917	52.854	242.7	2:16:15.735
35	1	2:01.573	37.109	31.710	52.754	242.7	2:18:17.308
36	1	2:02.096	37.496	31.766	52.834	240.0	2:20:19.404
37	1	2:09.307 **B**	37.649	33.010	58.648	241.1	2:22:28.711
38	2	3:04.556	1:38.976	32.269	53.311	241.1	2:25:33.267
39	2	2:02.543	37.184	31.930	53.429	241.1	2:27:35.810
40	2	2:01.797	37.087	31.912	52.798	240.5	2:29:37.607
41	2	2:01.886	37.158	32.040	52.688	241.1	2:31:39.493
42	2	~~2:01.748~~	~~36.714~~	31.772	53.262	241.6	2:33:41.241
43	2	2:02.707	37.929	31.905	52.873	240.0	2:35:43.948
44	2	2:01.903	37.223	31.925	52.755	241.1	2:37:45.851
45	2	2:01.138	36.742	31.723	52.673	240.5	2:39:46.989
46	2	2:01.417	36.672	31.983	52.762	239.5	2:41:48.406
47	2	2:02.242	36.826	32.011	53.405	242.2	2:43:50.648
48	2	2:02.923	37.156	32.296	53.471	241.1	2:45:53.571
49	2	2:01.275	36.875	31.762	52.638	242.2	2:47:54.846
50	2	2:01.510	36.765	31.810	52.935	240.5	2:49:56.356
51	2	2:03.446	38.684	32.026	52.736	240.0	2:51:59.802
52	2	2:04.853	36.874	34.026	53.953	242.2	2:54:04.655
53	2	2:01.979	36.950	31.969	53.060	243.2	2:56:06.634
54	2	2:01.365	36.575	31.902	52.888	241.1	2:58:07.999
55	2	2:03.739	36.943	33.017	53.779	241.1	3:00:11.738
56	2	2:04.205	37.430	32.644	54.131	240.0	3:02:15.943
57	2	2:04.330	37.564	32.606	54.160	240.5	3:04:20.273
58	2	2:03.313	37.604	32.301	53.408	238.9	3:06:23.586
59	2	2:03.898	37.418	32.424	54.056	241.6	3:08:27.484
60	2	2:05.313	37.935	33.572	53.806	242.7	3:10:32.797
61	2	2:07.132	38.111	33.446	55.575	243.8	3:12:39.929
62	2	2:15.732	38.971	35.825	1:00.936	240.0	3:14:55.661
63	2	~~2:29.763~~ **B**	~~42.989~~	38.376	1:08.398	237.4	3:17:25.424
64	2	3:59.470	2:23.091	36.925	59.454	232.8	3:21:24.894
65	2	2:15.443	40.962	35.735	58.746	238.4	3:23:40.337
66	2	2:15.030	40.650	35.546	58.834	235.8	3:25:55.367
67	2	2:15.803	40.587	35.671	59.545	234.8	3:28:11.170
68	2	2:16.147	40.663	35.894	59.590	235.8	3:30:27.317
69	2	2:17.033	41.001	36.385	59.647	236.3	3:32:44.350
70	2	2:16.645	40.570	36.490	59.585	234.8	3:35:00.995
71	2	2:17.293	41.025	36.411	59.857	236.3	3:37:18.288
72	2	2:16.701	41.064	36.182	59.455	236.3	3:39:34.989
73	2	2:16.985	40.999	36.195	59.791	236.3	3:41:51.974
74	2	2:17.565	41.289	36.350	59.926	236.3	3:44:09.539
75	2	2:17.303	41.204	36.461	59.638	235.8	3:46:26.842
76	2	2:17.092	40.938	36.552	59.602	236.8	3:48:43.934
77	2	~~2:17.222~~	41.432	36.250	~~59.540~~	237.4	3:51:01.156
78	2	2:21.229 **B**	40.760	36.369	1:04.100	235.8	3:53:22.385
79	3	3:28.253	1:49.044	38.244	1:00.965	232.8	3:56:50.638
80	3	2:17.730	41.377	36.674	59.679	232.8	3:59:08.368
81	3	2:16.420	40.987	36.518	58.915	235.3	4:01:24.788
82	3	2:16.707	40.529	36.624	59.554	236.8	4:03:41.495
83	3	2:16.164	40.720	36.453	58.991	237.9	4:05:57.659
84	3	2:16.189	40.633	36.392	59.164	234.8	4:08:13.848
85	3	2:17.454	41.073	36.531	59.850	235.3	4:10:31.302
86	3	2:16.925	41.134	36.466	59.325	236.8	4:12:48.227
87	3	2:17.220	40.671	36.915	59.634	236.3	4:15:05.447
88	3	2:16.908	40.896	36.509	59.503	236.8	4:17:22.355
89	3	2:16.860	40.742	36.496	59.622	235.8	4:19:39.215
90	3	2:17.258	41.025	36.517	59.716	236.8	4:21:56.473
91	3	2:17.623	40.905	36.827	59.891	235.8	4:24:14.096

EUROPEAN LE MANS SERIES

GOODYEAR 4 HOURS OF SILVERSTONE

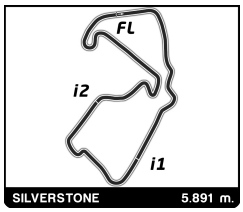

European Le Mans Series
Goodyear 4 Hours of Silverstone
Race

Sector Analysis

Lap under Red Flag | ~~Invalidated Lap~~ | Personal Best | Session Best | **B** Crossing the pit lane

83 — **AF Corse** — Oreca 07 - Gibson — LMP2 Pro/Am
1.François PERRODO 2.Matthieu VAXIVIERE 3.Alessio ROVERA

Lap	D	Time	Sector 1	Sector 2	Sector 3	T. Spd	Elapsed
92	3	2:16.959	40.854	36.449	59.656	236.3	4:26:31.055
93	3	2:18.651	40.894	37.298	1:00.459	236.3	4:28:49.706
94	3	3:12.368	41.986	45.507	1:44.875	238.4	4:32:02.074
95	3	3:30.349	1:31.599	56.814	1:01.936		4:35:32.423
1	1	2:04.467	44.136	31.246	49.085	264.7	2:04.467
2	1	3:06.224	32.576	48.670	1:44.978	271.4	5:10.691
3	1	4:24.532 **B**	1:31.404	1:07.720	1:45.408		9:35.223
4	1	4:01.927	1:52.012	1:00.802	1:09.113		13:37.150
5	1	3:31.609	1:20.466	59.697	1:11.446		17:08.759
6	1	2:48.917	44.897	36.140	1:27.880	143.2	19:57.676
7	1	1:51.100	33.055	29.628	48.417	272.0	21:48.776
8	1	1:48.784	32.381	28.888	47.515	273.4	23:37.560
9	1	1:49.398	32.378	29.125	47.895	276.9	25:26.958
10	1	1:48.796	32.093	29.046	47.657	275.5	27:15.754
11	1	1:48.228	31.932	28.894	47.402	274.8	29:03.982
12	1	1:48.389	31.838	28.802	47.749	274.1	30:52.371
13	1	~~1:50.960~~	32.070	~~29.057~~	49.833	273.4	32:43.331
14	1	1:54.963	34.745	30.977	49.241	277.6	34:38.294
15	1	1:52.824	34.711	29.074	49.039	272.7	36:31.118
16	1	2:15.482	33.342	30.472	1:11.668	274.8	38:46.600
17	1	31:23.201	51.950	1:09.488	...		1:10:09.801
18	1	3:16.319	1:04.492	57.321	1:14.506		1:13:26.120
19	1	3:18.436	50.872	36.744	1:50.820	121.2	1:16:44.556
20	1	1:54.976	35.414	30.773	48.789	272.0	1:18:39.532
21	1	1:47.824	32.184	28.616	47.024	275.5	1:20:27.356
22	1	1:47.114	31.523	28.654	46.937	276.9	1:22:14.470
23	1	1:46.970	31.380	28.593	46.997	274.8	1:24:01.440
24	1	2:07.975	32.667	33.095	1:02.213	270.0	1:26:09.415
25	1	5:07.901 **B**	1:28.140	1:14.252	2:25.509		1:31:17.316
26	1	22:40.608	...	40.138	1:14.566	242.2	1:53:57.924
27	1	3:17.644	57.381	58.582	1:21.681	142.5	1:57:15.568
28	1	3:23.700 **B**	1:13.934	45.494	1:24.272	124.1	2:00:39.268
29	3	2:58.950	1:28.820	34.644	55.486	223.1	2:03:38.218
30	3	2:09.271	38.723	33.503	57.045	247.7	2:05:47.489
31	3	2:29.792	50.832	36.351	1:02.609	165.6	2:08:17.281
32	3	1:49.227	33.641	28.160	47.426	274.8	2:10:06.508
33	3	1:47.263	31.967	28.331	46.965	275.5	2:11:53.771
34	3	~~1:45.601~~	31.013	~~27.909~~	46.679	276.2	2:13:39.372
35	3	1:45.455	30.956	27.972	46.527	274.1	2:15:24.827
36	3	~~1:45.847~~	30.909	~~28.081~~	46.857	276.9	2:17:10.674
37	3	1:52.557 **B**	31.383	29.963	51.211	277.6	2:19:03.231
38	3	2:05.421	48.406	28.498	48.517	276.9	2:21:08.652
39	3	1:46.569	31.034	28.476	47.059	277.6	2:22:55.221
40	3	1:49.092	32.373	28.227	48.492	275.5	2:24:44.313
41	3	1:47.361	30.741	28.292	48.328	276.9	2:26:31.674
42	3	1:46.479	30.941	28.219	47.319	276.2	2:28:18.153
43	3	1:45.779	30.792	28.060	46.927	275.5	2:30:03.932
44	3	~~1:49.742~~	33.846	~~28.366~~	47.530	276.2	2:31:53.674
45	3	1:47.137	31.448	28.286	47.403	275.5	2:33:40.811
46	3	1:46.651	31.268	28.213	47.170	276.9	2:35:27.462
47	3	1:48.558	31.158	28.849	48.551	276.9	2:37:16.020
48	3	1:46.291	30.881	28.269	47.141	276.9	2:39:02.311
49	3	1:48.088	32.088	28.639	47.361	275.5	2:40:50.399
50	3	1:51.736 **B**	32.184	28.454	51.098	272.7	2:42:42.135
51	3	2:48.493	1:32.240	28.744	47.509	270.0	2:45:30.628
52	3	1:47.550	31.599	28.638	47.313	274.8	2:47:18.178
53	3	1:47.984	31.477	28.996	47.511	276.2	2:49:06.162
54	3	1:49.316	32.103	28.942	48.271	274.1	2:50:55.478
55	3	1:47.079	31.344	28.389	47.346	275.5	2:52:42.557
56	3	1:49.275	32.053	28.567	48.655	274.8	2:54:31.832
57	3	1:48.055	31.659	28.630	47.766	273.4	2:56:19.887
58	3	1:49.657	33.359	28.777	47.521	271.4	2:58:09.544
59	3	1:49.135	31.638	28.923	48.574	275.5	2:59:58.679
60	3	1:51.392	31.894	29.147	50.351	273.4	3:01:50.071
61	3	1:52.379	33.927	29.622	48.830	274.1	3:03:42.450
62	3	1:51.202	33.068	28.802	49.332	273.4	3:05:33.652
63	3	1:48.966	31.978	28.835	48.153	276.9	3:07:22.618
64	3	1:48.533	31.655	28.598	48.280	274.8	3:09:11.151
65	3	1:49.153	32.284	28.915	47.954	273.4	3:11:00.304
66	3	1:53.062	31.766	29.730	51.566	276.9	3:12:53.366
67	3	2:05.746	35.159	33.373	57.214	272.0	3:14:59.112
68	3	2:19.908 **B**	39.239	35.951	1:04.718	266.0	3:17:19.020
69	2	3:25.846	1:56.592	33.871	55.383	261.5	3:20:44.866
70	2	2:01.698	35.470	32.916	53.312	270.0	3:22:46.564
71	2	2:00.477	35.172	32.157	53.148	269.3	3:24:47.041
72	2	2:00.113	35.211	32.016	52.886	270.7	3:26:47.154
73	2	1:59.592	34.875	31.973	52.744	269.3	3:28:46.746
74	2	2:01.088	35.217	32.294	53.577	270.7	3:30:47.834
75	2	1:59.400	34.261	31.940	53.199	269.3	3:32:47.234
76	2	2:02.733	35.007	33.418	54.308	273.4	3:34:49.967
77	2	2:02.385	35.497	32.745	54.143	270.0	3:36:52.352
78	2	2:03.948	35.209	33.167	55.572	268.0	3:38:56.300
79	2	2:02.748	35.300	33.478	53.970	269.3	3:40:59.048
80	2	2:02.144	35.211	32.829	54.104	268.0	3:43:01.192
81	2	2:01.793	34.929	32.925	53.939	267.3	3:45:02.985
82	2	2:01.821	35.200	33.030	53.591	269.3	3:47:04.806
83	2	2:02.808	35.209	33.307	54.292	270.0	3:49:07.614
84	2	2:01.203	35.046	32.746	53.411	269.3	3:51:08.817
85	2	2:01.910	34.798	33.306	53.806	271.4	3:53:10.727
86	2	2:02.391	34.880	33.324	54.187	271.4	3:55:13.118
87	2	2:01.478	34.801	33.384	53.293	270.0	3:57:14.596
88	2	2:01.436	34.885	33.111	53.440	270.0	3:59:16.032
89	2	2:01.933	35.441	33.075	53.417	272.7	4:01:17.965
90	2	2:01.446	35.046	33.035	53.365	269.3	4:03:19.411
91	2	2:06.677 **B**	35.015	33.883	57.779	272.0	4:05:26.088
92	2	3:04.746	1:37.014	33.305	54.427	269.3	4:08:30.834
93	2	2:04.317	36.020	33.517	54.780	270.0	4:10:35.151
94	2	2:04.185	35.622	33.807	54.756	272.0	4:12:39.336
95	2	2:02.908	35.394	33.420	54.094	268.0	4:14:42.244
96	2	2:02.745	35.453	33.487	53.805	270.0	4:16:44.989
97	2	2:03.142	35.487	33.487	54.168	271.4	4:18:48.131
98	2	2:03.083	35.674	33.140	54.269	270.0	4:20:51.214
99	2	2:02.079	35.336	33.123	53.620	268.7	4:22:53.293

EUROPEAN LE MANS SERIES

GOODYEAR 4 HOURS OF SILVERSTONE

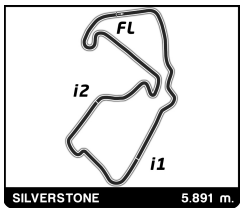

European Le Mans Series
Goodyear 4 Hours of Silverstone
Race

Sector Analysis

Lap under Red Flag | ~~Invalidated Lap~~ | Personal Best | Session Best | **B** Crossing the pit lane

Lap	D	Time	Sector 1	Sector 2	Sector 3	T. Spd	Elapsed
100	2	2:03.066	35.413	33.612	54.041	274.1	4:24:56.359
101	2	2:03.597	35.847	33.671	54.079	272.0	4:26:59.956
102	2	2:03.836	36.134	33.746	53.956	270.7	4:29:03.792
103	2	3:10.845	36.180	49.388	1:45.277	271.4	4:32:14.637
104	2	3:23.208	1:31.715	52.901	58.592		4:35:37.845

85 **Iron Dames** — Porsche 911 GT3 R LMGT3
1.Célia MARTIN 3.Michelle GATTING
2.Sarah BOVY — LMGT3

Lap	D	Time	Sector 1	Sector 2	Sector 3	T. Spd	Elapsed
1	1	2:20.223	49.963	33.663	56.597	243.2	2:20.223
2	1	3:48.607	56.750	1:07.530	1:44.327		6:08.830
3	1	4:23.674	1:31.356	1:07.693	1:44.625		10:32.504
4	1	3:16.619	1:31.256	46.524	58.839		13:49.123
5	1	3:24.907	1:13.796	59.598	1:11.513		17:14.030
6	1	2:49.341	44.417	35.570	1:29.354	172.5	20:03.371
7	1	2:02.292	37.274	31.924	53.094	242.2	22:05.663
8	1	2:02.692	37.521	32.158	53.013	240.0	24:08.355
9	1	2:02.886	37.313	31.910	53.663	240.5	26:11.241
10	1	2:03.886	37.361	33.308	53.217	238.4	28:15.127
11	1	2:02.822	37.478	32.170	53.174	240.5	30:17.949
12	1	2:02.573	37.543	32.253	52.777	238.9	32:20.522
13	1	2:03.127	37.609	32.256	53.262	242.2	34:23.649
14	1	2:04.647	38.284	33.194	53.169	241.1	36:28.296
15	1	2:28.047	37.864	35.336	1:14.847	241.6	38:56.343
16	1	31:16.709	51.804	1:02.974	...	154.3	1:10:13.052
17	1	3:14.365	1:02.726	57.400	1:14.239		1:13:27.417
18	1	3:18.160	50.933	37.087	1:50.140	137.4	1:16:45.577
19	1	2:06.390	40.378	33.154	52.858	238.4	1:18:51.967
20	1	2:03.075	38.467	31.881	52.727	242.7	1:20:55.042
21	1	2:02.875	37.202	31.949	53.724	242.2	1:22:57.917
22	1	2:07.273	37.479	32.462	57.332	242.2	1:25:05.190
23	1	3:08.173	1:14.655	52.010	1:01.508		1:28:13.363
24	1	22:05.015	1:03.060	46.302	...		1:50:18.378
25	1	3:17.669	1:07.897	58.871	1:10.901		1:53:36.047
26	1	3:21.838	54.465	1:02.505	1:24.868	142.9	1:56:57.885
27	1	3:23.595 **B**	1:09.804	48.832	1:24.959	173.9	2:00:21.480
28	1	3:29.826	1:59.990	34.757	55.079	191.8	2:03:51.306
29	1	2:06.249	39.080	33.283	53.886	219.1	2:05:57.555
30	1	2:22.611	47.244	33.998	1:01.369	151.9	2:08:20.166
31	1	2:05.452	39.161	33.312	52.979	242.2	2:10:25.618
32	1	2:03.240	36.900	31.960	54.380	244.3	2:12:28.858
33	1	2:05.144	37.402	33.197	54.545	242.7	2:14:34.002
34	1	2:06.078	38.271	33.351	54.456	240.0	2:16:40.080
35	1	2:04.630	37.865	32.166	54.599	243.2	2:18:44.710
36	1	2:05.109	37.701	32.587	54.821	244.3	2:20:49.819
37	1	2:03.450	37.257	32.264	53.929	241.6	2:22:53.269
38	1	2:02.902	37.321	32.099	53.482	243.2	2:24:56.171
39	1	2:03.793	37.608	33.071	53.114	240.5	2:26:59.964
40	1	2:03.326	37.473	32.436	53.417	240.5	2:29:03.290
41	1	2:03.236	37.610	32.511	53.115	241.6	2:31:06.526
42	1	2:03.732	37.805	32.384	53.543	241.6	2:33:10.258
43	1	2:05.035	37.506	33.102	54.427	241.1	2:35:15.293
44	1	~~2:06.098~~	38.309	~~33.337~~	54.452	242.2	2:37:21.391
45	1	2:07.010 **B**	37.784	32.396	56.830	240.0	2:39:28.401
46	1	2:18.865	53.491	32.253	53.121	239.5	2:41:47.266
47	1	2:02.830	37.342	32.089	53.399	240.5	2:43:50.096
48	1	2:03.805	37.509	32.342	53.954	240.5	2:45:53.901
49	1	2:02.852	37.505	32.263	53.084	242.2	2:47:56.753
50	1	2:03.753	37.396	32.864	53.493	239.5	2:50:00.506
51	1	2:03.605	37.368	32.460	53.777	243.2	2:52:04.111
52	1	2:04.287	37.499	32.603	54.185	242.2	2:54:08.398
53	1	2:03.489	37.473	32.296	53.720	240.5	2:56:11.887
54	1	2:05.285	37.682	33.235	54.368	241.1	2:58:17.172
55	1	2:10.132 **B**	38.441	33.425	58.266	240.5	3:00:27.304
56	2	3:43.425	2:04.212	38.554	1:00.659	229.3	3:04:10.729
57	2	2:11.154	40.931	34.130	56.093	235.8	3:06:21.883
58	2	2:05.419	38.671	32.631	54.117	237.9	3:08:27.302
59	2	2:05.304	37.983	33.349	53.972	238.4	3:10:32.606
60	2	2:08.730	38.199	34.415	56.116	241.1	3:12:41.336
61	2	2:19.525	40.125	37.135	1:02.265	237.4	3:15:00.861
62	2	2:25.052	43.045	38.218	1:03.789	232.3	3:17:25.913
63	2	2:27.301	43.944	39.064	1:04.293	233.8	3:19:53.214
64	2	2:29.392	44.503	39.211	1:05.678	234.3	3:22:22.606
65	2	2:34.995 **B**	45.204	39.823	1:09.968	234.3	3:24:57.601
66	2	3:15.324	1:38.368	37.304	59.652	231.3	3:28:12.925
67	2	2:16.716	41.013	35.982	59.721	234.8	3:30:29.641
68	2	2:16.376	40.718	36.197	59.461	235.3	3:32:46.017
69	2	2:16.068	40.704	36.159	59.205	234.3	3:35:02.085
70	2	2:17.951	41.487	36.658	59.806	233.8	3:37:20.036
71	2	2:17.974	41.146	36.631	1:00.197	232.8	3:39:38.010
72	2	2:18.220	41.530	36.688	1:00.002	235.3	3:41:56.230
73	2	2:18.162	41.616	36.882	59.664	234.8	3:44:14.392
74	2	2:18.390	41.527	36.737	1:00.126	233.8	3:46:32.782
75	2	2:19.491	41.792	37.544	1:00.155	234.3	3:48:52.273
76	2	2:18.243	41.904	36.630	59.709	234.8	3:51:10.516
77	2	2:18.005	41.099	37.335	59.571	235.3	3:53:28.521
78	2	2:17.782	41.081	36.667	1:00.034	235.3	3:55:46.303
79	2	2:18.067	41.343	36.915	59.809	235.8	3:58:04.370
80	2	2:17.955	41.121	36.714	1:00.120	235.8	4:00:22.325
81	2	2:17.632	41.256	36.749	59.627	234.8	4:02:39.957
82	2	2:22.046 **B**	41.303	36.767	1:03.976	234.8	4:05:02.003
83	3	3:25.127	1:42.968	39.290	1:02.869	228.8	4:08:27.130
84	3	2:21.256	43.283	37.529	1:00.444	233.8	4:10:48.386
85	3	2:18.076	41.559	36.490	1:00.027	234.3	4:13:06.462
86	3	~~2:17.024~~	41.243	~~36.334~~	59.447	234.3	4:15:23.486
87	3	2:17.651	41.163	36.420	1:00.068	233.8	4:17:41.137
88	3	2:17.836	41.670	36.349	59.817	234.8	4:19:58.973
89	3	2:17.205	41.008	36.474	59.723	234.3	4:22:16.178
90	3	2:17.774	41.180	36.569	1:00.025	233.8	4:24:33.952
91	3	~~2:17.818~~	41.206	~~36.502~~	1:00.110	234.3	4:26:51.770
92	3	2:19.563	41.946	36.974	1:00.643	235.3	4:29:11.333
93	3	3:26.745	41.710	58.862	1:46.173	235.3	4:32:38.078
94	3	3:16.605	1:32.512	43.286	1:00.807		4:35:54.683

86 **GR Racing** — Ferrari 296 LMGT3
1.Michael WAINWRIGHT 3.Tom FLEMING
2.Riccardo PERA — LMGT3

Lap	D	Time	Sector 1	Sector 2	Sector 3	T. Spd	Elapsed
1	1	2:26.296	55.997	34.142	56.157	236.3	2:26.296

EUROPEAN LE MANS SERIES

GOODYEAR 4 HOURS OF SILVERSTONE

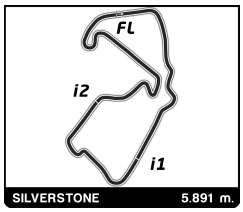

European Le Mans Series
Goodyear 4 Hours of Silverstone
Race

Sector Analysis

Lap under Red Flag | ~~Invalidated Lap~~ | Personal Best | Session Best | **B** Crossing the pit lane

Lap	D	Time	Sector 1	Sector 2	Sector 3	T. Spd	Elapsed
2	1	3:53.938	1:01.632	1:07.594	1:44.712		6:20.234
3	1	4:24.837	1:31.185	1:07.675	1:45.977		10:45.071
4	1	3:16.748	1:31.202	45.130	1:00.416		14:01.819
5	1	3:21.046	1:09.597	58.284	1:13.165		17:22.865
6	1	2:45.832	44.824	35.059	1:25.949	235.8	20:08.697
7	1	2:05.256	38.494	32.664	54.098	239.5	22:13.953
8	1	2:04.660	38.024	32.575	54.061	242.2	24:18.613
9	1	2:04.647	38.209	32.786	53.652	242.7	26:23.260
10	1	~~2:05.993~~	38.395	~~32.939~~	54.659	241.6	28:29.253
11	1	2:04.219	37.547	32.712	53.960	242.2	30:33.472
12	1	2:06.337	38.000	32.640	55.697	242.2	32:39.809
13	1	2:06.044	38.183	33.259	54.602	243.2	34:45.853
14	1	2:05.366	38.151	33.084	54.131	242.7	36:51.219
15	1	2:42.513	37.750	53.055	1:11.708	240.5	39:33.732
16	1	30:59.940	44.709	47.953	...	237.4	1:10:33.672
17	1	3:09.887	56.336	56.862	1:16.689		1:13:43.559
18	1	3:09.475	45.710	39.238	1:44.527	155.2	1:16:53.034
19	1	2:06.802	38.880	33.180	54.742	240.5	1:18:59.836
20	1	2:04.738	37.934	32.814	53.990	240.5	1:21:04.574
21	1	2:05.692	37.785	33.433	54.474	238.9	1:23:10.266
22	1	2:09.841	37.504	32.573	59.764	240.0	1:25:20.107
23	1	3:16.369	1:23.934	40.648	1:11.787		1:28:36.476
24	1	22:01.509	1:08.663	38.895	...	129.2	1:50:37.985
25	1	3:09.454	1:01.156	55.618	1:12.680	181.2	1:53:47.439
26	1	3:19.863	54.853	59.160	1:25.850	172.2	1:57:07.302
27	1	3:25.468 **B**	1:13.219	45.684	1:26.565	135.7	2:00:32.770
28	1	3:04.905	1:34.288	35.100	55.517	235.8	2:03:37.675
29	1	2:09.336	38.877	33.407	57.052	238.4	2:05:47.011
30	1	2:30.117	50.653	36.234	1:03.230	163.6	2:08:17.128
31	1	2:05.292	38.254	32.634	54.404	240.5	2:10:22.420
32	1	2:04.994	37.829	32.791	54.374	236.3	2:12:27.414
33	1	2:06.219	37.827	34.055	54.337	241.6	2:14:33.633
34	1	2:05.957	38.098	33.488	54.371	237.9	2:16:39.590
35	1	2:04.645	37.875	32.290	54.480	240.0	2:18:44.235
36	1	2:08.818 **B**	37.860	32.556	58.402	240.0	2:20:53.053
37	3	3:00.522	1:33.754	33.332	53.436	236.8	2:23:53.575
38	3	2:01.345	37.128	32.015	52.202	240.0	2:25:54.920
39	3	2:01.106	36.589	31.653	52.864	241.1	2:27:56.026
40	3	2:00.681	36.779	31.678	52.224	240.0	2:29:56.707
41	3	2:00.698	36.411	31.689	52.598	241.1	2:31:57.405
42	3	2:00.525	36.526	31.584	52.415	237.4	2:33:57.930
43	3	2:00.443	36.554	31.618	52.271	239.5	2:35:58.373
44	3	2:00.739	36.582	31.799	52.358	237.4	2:37:59.112
45	3	2:00.903	36.625	31.699	52.579	239.5	2:40:00.015
46	3	2:01.589	36.922	31.821	52.846	237.4	2:42:01.604
47	3	2:01.976	36.945	32.030	53.001	242.7	2:44:03.580
48	3	2:03.111	37.134	32.968	53.009	242.7	2:46:06.691
49	3	2:02.375	36.963	32.740	52.672	242.7	2:48:09.066
50	3	2:02.095	37.244	32.008	52.843	238.9	2:50:11.161
51	3	2:02.089	36.961	32.254	52.874	242.2	2:52:13.250
52	3	2:02.572	37.311	32.388	52.873	242.2	2:54:15.822
53	3	2:01.631	36.991	31.895	52.745	240.0	2:56:17.453
54	3	2:02.228	37.120	32.215	52.893	238.4	2:58:19.681
55	3	2:04.550	37.442	33.501	53.607	242.2	3:00:24.231
56	3	2:07.730	37.477	35.586	54.667	240.0	3:02:31.961
57	3	2:06.307	37.924	33.757	54.626	241.1	3:04:38.268
58	3	2:04.715	37.720	32.200	54.795	242.7	3:06:42.983
59	3	2:03.927	37.583	32.223	54.121	239.5	3:08:46.910
60	3	2:04.662	38.307	32.883	53.472	244.9	3:10:51.572
61	3	2:05.850	37.425	33.008	55.417	240.0	3:12:57.422
62	3	2:12.122	38.430	34.696	58.996	239.5	3:15:09.544
63	3	2:24.920 **B**	41.599	37.531	1:05.790	237.4	3:17:34.464
64	2	3:50.325	2:14.769	36.632	58.924	233.3	3:21:24.789
65	2	2:14.143	40.586	35.606	57.951	234.3	3:23:38.932
66	2	2:15.293	40.591	35.675	59.027	233.8	3:25:54.225
67	2	2:15.044	40.636	35.749	58.659	232.8	3:28:09.269
68	2	2:15.709	40.830	35.759	59.120	235.8	3:30:24.978
69	2	2:16.023	40.433	36.018	59.572	232.3	3:32:41.001
70	2	2:15.952	40.379	36.326	59.247	234.8	3:34:56.953
71	2	2:17.713	41.095	36.721	59.897	233.8	3:37:14.666
72	2	2:17.087	41.256	36.408	59.423	233.8	3:39:31.753
73	2	2:16.174	40.078	36.531	59.565	235.8	3:41:47.927
74	2	2:17.345	41.178	36.541	59.626	234.8	3:44:05.272
75	2	2:17.634	41.500	36.681	59.453	234.3	3:46:22.906
76	2	2:16.918	41.296	36.436	59.186	234.3	3:48:39.824
77	2	2:17.436	41.094	36.641	59.701	235.3	3:50:57.260
78	2	2:16.455	41.039	36.259	59.157	235.3	3:53:13.715
79	2	2:16.715	40.854	36.574	59.287	234.8	3:55:30.430
80	2	2:16.888	40.920	36.313	59.655	232.3	3:57:47.318
81	2	2:16.760	40.794	36.455	59.511	235.3	4:00:04.078
82	2	2:16.703	40.847	36.398	59.458	235.8	4:02:20.781
83	2	2:17.601	41.117	36.639	59.845	236.3	4:04:38.382
84	2	2:16.910	40.834	36.576	59.500	236.8	4:06:55.292
85	2	~~2:16.453~~	40.795	~~36.315~~	59.343	235.8	4:09:11.745
86	2	2:17.293	41.325	36.431	59.537	235.8	4:11:29.038
87	2	2:17.292	40.878	36.520	59.894	237.4	4:13:46.330
88	2	2:16.735	40.536	36.545	59.654	236.3	4:16:03.065
89	2	2:17.184	40.735	36.404	1:00.045	236.8	4:18:20.249
90	2	2:21.054 **B**	40.785	36.592	1:03.677	236.8	4:20:41.303
91	2	2:57.583	1:21.837	36.245	59.501	235.3	4:23:38.886
92	2	2:17.332	40.802	36.596	59.934	235.8	4:25:56.218
93	2	2:17.514	41.065	36.580	59.869	235.8	4:28:13.732
94	2	2:38.121	41.168	36.670	1:20.283	234.8	4:30:51.853
95	2	3:59.864	1:30.984	1:07.715	1:21.165		4:34:51.717

88 **Inter Europol Competition** — Ligier JS P325 - Toyota LMP3
1.Timothy CRESWICK 3.Reece GOLD
2.Douwe DEDECKER

Lap	D	Time	Sector 1	Sector 2	Sector 3	T. Spd	Elapsed
1	1	2:16.384	48.526	33.072	54.786	246.6	2:16.384
2	1	3:40.645	47.549	1:07.739	1:45.357		5:57.029
3	1	4:24.936 **B**	1:31.561	1:07.637	1:45.738		10:21.965
4	1	4:08.154	2:29.824	40.131	58.199	193.5	14:30.119
5	1	3:04.363	56.034	57.363	1:10.966		17:34.482
6	1	2:43.656	47.293	35.136	1:21.227	187.5	20:18.138
7	1	2:03.982	36.276	33.954	53.752	250.0	22:22.120
8	1	2:01.158	36.653	32.217	52.288	252.3	24:23.278
9	1	2:02.281	36.825	31.737	53.719	254.7	26:25.559

EUROPEAN LE MANS SERIES

GOODYEAR 4 HOURS OF SILVERSTONE

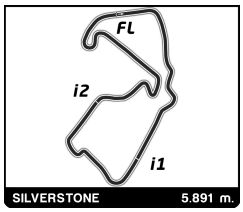

European Le Mans Series
Goodyear 4 Hours of Silverstone
Race

Sector Analysis

Lap under Red Flag | ~~Invalidated Lap~~ | Personal Best | Session Best | **B** Crossing the pit lane

Lap	D	Time	Sector 1	Sector 2	Sector 3	T. Spd	Elapsed
10	1	2:02.171	36.539	32.362	53.270	252.9	28:27.730
11	1	2:01.516	36.265	32.035	53.216	251.7	30:29.246
12	1	2:01.427	35.866	31.946	53.615	252.3	32:30.673
13	1	2:01.584	36.868	31.548	53.168	250.0	34:32.257
14	1	1:59.012	35.742	31.385	51.885	250.6	36:31.269
15	1	2:25.940	35.963	34.902	1:15.075	249.4	38:57.209
16	1	31:16.888	51.828	1:02.972	...	149.8	1:10:14.097
17	1	3:14.673	1:02.772	56.960	1:14.941		1:13:28.770
18	1	3:16.983	50.650	37.025	1:49.308	126.3	1:16:45.753
19	1	2:01.667	37.287	31.717	52.663	249.4	1:18:47.420
20	1	1:58.858	35.957	31.111	51.790	247.7	1:20:46.278
21	1	1:57.685	35.452	30.889	51.344	251.2	1:22:43.963
22	1	1:58.016	35.528	30.909	51.579	250.0	1:24:41.979
23	1	2:53.863	1:07.521	45.187	1:01.155	126.8	1:27:35.842
24	1	4:07.176	1:12.718	44.381	2:10.077		1:31:43.018
25	1	21:38.854	...	57.718	1:11.569		1:53:21.872
26	1	3:22.649	57.983	1:00.091	1:24.575		1:56:44.521
27	1	3:23.615	1:10.132	52.821	1:20.662	142.3	2:00:08.136
28	1	2:35.704	41.828	40.751	1:13.125	197.8	2:02:43.840
29	1	2:38.974	51.227	42.844	1:04.903	158.4	2:05:22.814
30	1	2:39.875	48.256	37.471	1:14.148	176.5	2:08:02.689
31	1	2:01.841	36.205	31.645	53.991	251.7	2:10:04.530
32	1	~~2:01.890~~	~~36.448~~	~~33.363~~	52.079	248.3	2:12:06.420
33	1	~~1:57.962~~	~~35.537~~	31.040	51.385	251.2	2:14:04.382
34	1	1:57.444	35.421	30.768	51.255	251.7	2:16:01.826
35	1	1:57.563	35.456	30.898	51.209	250.0	2:17:59.389
36	1	~~1:59.075~~	~~35.549~~	31.518	52.008	251.7	2:19:58.464
37	1	1:59.229	35.903	31.141	52.185	251.2	2:21:57.693
38	1	2:02.866 **B**	35.720	31.326	55.820	250.0	2:24:00.559
39	1	2:34.698	1:11.015	31.639	52.044	248.3	2:26:35.257
40	1	1:59.829	35.519	32.120	52.190	248.8	2:28:35.086
41	1	1:58.543	35.658	31.208	51.677	248.8	2:30:33.629
42	1	1:58.047	35.358	30.897	51.792	250.6	2:32:31.676
43	1	1:58.513	35.395	31.097	52.021	249.4	2:34:30.189
44	1	2:03.278 **B**	35.800	31.439	56.039	250.6	2:36:33.467
45	2	3:08.383	1:43.704	32.420	52.259	247.7	2:39:41.850
46	2	1:58.325	35.796	31.017	51.512	249.4	2:41:40.175
47	2	1:57.949	35.510	31.004	51.435	249.4	2:43:38.124
48	2	1:59.227	36.551	31.417	51.259	248.3	2:45:37.351
49	2	1:57.333	35.273	30.792	51.268	251.2	2:47:34.684
50	2	1:57.378	35.180	30.818	51.380	250.0	2:49:32.062
51	2	1:59.172	36.618	31.153	51.401	252.9	2:51:31.234
52	2	1:59.737	36.234	31.172	52.331	249.4	2:53:30.971
53	2	1:57.580	35.278	31.220	51.082	251.2	2:55:28.551
54	2	1:58.323	35.908	31.070	51.345	247.1	2:57:26.874
55	2	2:01.648	35.468	32.505	53.675	250.0	2:59:28.522
56	2	2:03.892	36.692	32.905	54.295	251.2	3:01:32.414
57	2	2:01.656	36.702	31.785	53.169	248.3	3:03:34.070
58	2	2:01.959	36.903	31.478	53.578	247.7	3:05:36.029
59	2	2:00.258	36.097	31.211	52.950	250.6	3:07:36.287
60	2	1:59.594	35.684	31.103	52.807	249.4	3:09:35.881
61	2	2:00.102	35.552	31.524	53.026	249.4	3:11:35.983
62	2	2:09.907	36.332	34.666	58.909	249.4	3:13:45.890
63	2	2:25.774 **B**	40.831	37.614	1:07.329	243.8	3:16:11.664
64	2	3:54.982	2:20.065	36.531	58.386	240.5	3:20:06.646
65	2	2:12.834	39.400	35.890	57.544	244.3	3:22:19.480
66	2	2:12.839	38.978	35.505	58.356	247.1	3:24:32.319
67	2	2:11.912	39.304	34.876	57.732	242.7	3:26:44.231
68	2	2:12.375	39.329	34.994	58.052	244.3	3:28:56.606
69	2	2:12.711	39.294	35.407	58.010	244.3	3:31:09.317
70	2	2:12.485	39.112	35.387	57.986	244.3	3:33:21.802
71	2	2:14.319	39.153	35.826	59.340	245.5	3:35:36.121
72	2	2:15.525	40.009	36.257	59.259	242.7	3:37:51.646
73	2	2:16.050	40.516	36.362	59.172	244.3	3:40:07.696
74	2	2:16.660	40.411	36.616	59.633	243.8	3:42:24.356
75	2	2:22.868 **B**	40.599	37.047	1:05.222	245.5	3:44:47.224
76	3	3:10.629	1:33.860	36.990	59.779	242.7	3:47:57.853
77	3	2:16.201	40.081	36.045	1:00.075	241.1	3:50:14.054
78	3	2:14.579	38.982	35.815	59.782	244.9	3:52:28.633
79	3	~~2:15.905~~	~~39.795~~	36.087	1:00.023	242.2	3:54:44.538
80	3	2:14.347	38.589	36.375	59.383	244.9	3:56:58.885
81	3	2:16.918	40.209	36.608	1:00.101	244.9	3:59:15.803
82	3	2:15.547	40.183	36.340	59.024	243.2	4:01:31.350
83	3	2:15.950	40.049	36.006	59.895	243.8	4:03:47.300
84	3	2:16.594	40.139	36.015	1:00.440	243.2	4:06:03.894
85	3	2:16.509	40.619	36.345	59.545	242.7	4:08:20.403
86	3	2:17.447	40.539	36.966	59.942	242.7	4:10:37.850
87	3	2:16.085	40.581	36.092	59.412	243.8	4:12:53.935
88	3	2:15.435	39.789	36.193	59.453	246.6	4:15:09.370
89	3	2:15.715	40.055	36.170	59.490	243.2	4:17:25.085
90	3	2:15.765	39.848	36.213	59.704	243.8	4:19:40.850
91	3	2:18.959	41.236	36.495	1:01.228	246.6	4:21:59.809
92	3	2:15.854	40.070	36.514	59.270	243.8	4:24:15.663
93	3	2:16.636	40.598	36.339	59.699	245.5	4:26:32.299
94	3	2:15.877	39.993	36.384	59.500	246.0	4:28:48.176
95	3	3:05.689	40.415	39.841	1:45.433	245.5	4:31:53.865
96	3	3:33.426	1:31.236	1:00.828	1:01.362		4:35:27.291

99 **AO by TF** — Oreca 07 - Gibson — LMP2 Pro/Am
1.PJ HYETT
2.Louis DELÉTRAZ
3.Dane CAMERON

Lap	D	Time	Sector 1	Sector 2	Sector 3	T. Spd	Elapsed
1	1	2:02.687	39.576	31.449	51.662	273.4	2:02.687
2	1	3:05.436	32.684	48.635	1:44.117	275.5	5:08.123
3	1	4:22.512 **B**	1:30.724	1:07.286	1:44.502		9:30.635
4	1	4:09.497	2:11.890	56.373	1:01.234		13:40.132
5	1	3:30.431	1:19.555	59.381	1:11.495		17:10.563
6	1	2:47.588	44.452	36.327	1:26.809	141.7	19:58.151
7	1	1:51.172	32.955	29.894	48.323	276.2	21:49.323
8	1	1:48.712	32.183	28.804	47.725	276.2	23:38.035
9	1	1:49.328	32.118	29.134	48.076	276.2	25:27.363
10	1	1:48.932	31.920	29.074	47.938	278.4	27:16.295
11	1	1:48.388	31.791	28.843	47.754	275.5	29:04.683
12	1	1:48.321	31.801	28.796	47.724	274.1	30:53.004
13	1	1:50.696	31.773	29.199	49.724	276.2	32:43.700
14	1	1:59.442 **B**	35.030	30.865	53.547	278.4	34:43.142
15	1	2:09.682	49.695	28.795	51.192	276.2	36:52.824
16	1	2:35.097	33.872	53.356	1:07.869	239.5	39:27.921

EUROPEAN LE MANS SERIES

GOODYEAR 4 HOURS OF SILVERSTONE

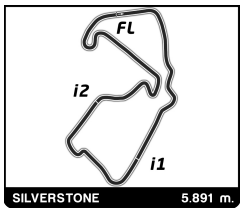

European Le Mans Series

Goodyear 4 Hours of Silverstone

Race

Sector Analysis

Lap under Red Flag | ~~Invalidated Lap~~ | Personal Best | Session Best | **B** Crossing the pit lane

Lap	D	Time	Sector 1	Sector 2	Sector 3	T. Spd	Elapsed
17	1	31:01.425	45.341	51.167	...	190.5	1:10:29.346
18	1	3:10.017	58.152	56.460	1:15.405		1:13:39.363
19	1	3:11.682	46.956	39.885	1:44.841	145.4	1:16:51.045
20	1	1:54.629	35.051	30.031	49.547	268.0	1:18:45.674
21	1	1:49.072	32.522	28.882	47.668	270.0	1:20:34.746
22	1	1:47.260	30.976	28.056	48.228	278.4	1:22:22.006
23	1	1:46.068	30.929	27.872	47.267	277.6	1:24:08.074
24	1	2:46.583	35.708	45.518	1:25.357	193.5	1:26:54.657
25	1	4:21.681	1:22.193	57.052	2:02.436		1:31:16.338
26	1	21:58.629	...	57.489	1:13.162		1:53:14.967
27	1	3:21.085	57.383	59.579	1:24.123		1:56:36.052
28	1	3:28.965 **B**	1:08.942	56.187	1:23.836		2:00:05.017
29	3	2:57.760	1:37.374	31.129	49.257	268.0	2:03:02.777
30	3	2:32.279	46.843	40.372	1:05.064	173.6	2:05:35.056
31	3	2:34.089	48.864	34.527	1:10.698	195.7	2:08:09.145
32	3	1:51.408	33.185	29.299	48.924	276.2	2:10:00.553
33	3	1:47.264	32.261	28.056	46.947	278.4	2:11:47.817
34	3	1:45.872	31.012	28.078	46.782	279.8	2:13:33.689
35	3	1:45.751	30.919	28.102	46.730	278.4	2:15:19.440
36	3	1:46.044	30.919	28.155	46.970	278.4	2:17:05.484
37	3	1:49.034	32.750	28.359	47.925	277.6	2:18:54.518
38	3	1:48.748	30.993	29.355	48.400	279.1	2:20:43.266
39	3	1:48.464	32.346	28.811	47.307	276.2	2:22:31.730
40	3	1:45.913	30.810	28.076	47.027	278.4	2:24:17.643
41	3	1:45.592	30.703	28.020	46.869	278.4	2:26:03.235
42	3	1:46.417	30.781	28.421	47.215	279.1	2:27:49.652
43	3	1:47.283	31.481	28.305	47.497	279.1	2:29:36.935
44	3	1:47.211	30.882	29.534	46.795	281.2	2:31:24.146
45	3	1:46.164	30.896	28.085	47.183	279.8	2:33:10.310
46	3	1:47.370	31.533	28.268	47.569	278.4	2:34:57.680
47	3	1:48.676	32.561	28.640	47.475	279.1	2:36:46.356
48	3	1:45.489	30.777	27.984	46.728	279.8	2:38:31.845
49	3	1:47.193	30.572	28.058	48.563	279.1	2:40:19.038
50	3	1:51.891 **B**	31.362	29.404	51.125	275.5	2:42:10.929
51	3	2:50.430	1:33.687	28.653	48.090	276.2	2:45:01.359
52	3	1:47.973	31.614	29.001	47.358	276.2	2:46:49.332
53	3	1:47.433	31.174	28.422	47.837	277.6	2:48:36.765
54	3	1:48.052	31.127	28.299	48.626	277.6	2:50:24.817
55	3	1:48.268	32.457	28.412	47.399	275.5	2:52:13.085
56	3	1:49.392	31.242	29.347	48.803	277.6	2:54:02.477
57	3	1:47.901	32.499	28.233	47.169	276.9	2:55:50.378
58	3	1:47.556	31.729	28.230	47.597	276.9	2:57:37.934
59	3	1:50.889	31.958	29.945	48.986	276.9	2:59:28.823
60	3	1:53.247	32.829	29.965	50.453	274.1	3:01:22.070
61	3	1:52.469	33.380	29.812	49.277	274.8	3:03:14.539
62	3	1:52.303	32.430	29.849	50.024	276.2	3:05:06.842
63	3	1:51.459	32.987	29.644	48.828	274.1	3:06:58.301
64	3	1:49.560	31.831	28.801	48.928	274.8	3:08:47.861
65	3	1:49.451	32.589	28.971	47.891	279.8	3:10:37.312
66	3	1:52.084	32.567	29.514	50.003	276.9	3:12:29.396
67	3	2:03.828	34.477	32.934	56.417	274.1	3:14:33.224
68	3	2:20.575 **B**	38.124	35.880	1:06.571	271.4	3:16:53.799
69	2	3:29.515	2:01.230	34.540	53.745	267.3	3:20:23.314
70	2	2:01.557	35.347	32.895	53.315	274.8	3:22:24.871
71	2	1:59.971	35.229	32.381	52.361	271.4	3:24:24.842
72	2	1:59.504	34.461	32.179	52.864	272.0	3:26:24.346
73	2	1:59.187	34.528	31.926	52.733	272.7	3:28:23.533
74	2	1:59.672	34.182	32.032	53.458	272.0	3:30:23.205
75	2	1:59.940	34.725	32.814	52.401	271.4	3:32:23.145
76	2	2:00.808	34.173	33.463	53.172	268.7	3:34:23.953
77	2	~~2:01.925~~	35.706	~~32.929~~	53.290	272.7	3:36:25.878
78	2	2:03.576	36.218	33.533	53.825	272.7	3:38:29.454
79	2	2:02.747	36.074	32.912	53.761	270.7	3:40:32.201
80	2	2:02.009	35.970	32.913	53.126	271.4	3:42:34.210
81	2	2:04.137	35.637	33.808	54.692	272.7	3:44:38.347
82	2	2:03.421	36.161	33.254	54.006	273.4	3:46:41.768
83	2	2:03.479	35.658	33.859	53.962	272.7	3:48:45.247
84	2	2:02.725	35.757	32.993	53.975	274.1	3:50:47.972
85	2	2:02.635	35.732	33.038	53.865	267.3	3:52:50.607
86	2	2:04.445	36.369	33.576	54.500	274.8	3:54:55.052
87	2	2:04.425	36.065	34.344	54.016	274.1	3:56:59.477
88	2	2:04.594	36.263	33.636	54.695	272.0	3:59:04.071
89	2	2:02.800	35.471	33.172	54.157	273.4	4:01:06.871
90	2	2:07.453 **B**	35.555	33.062	58.836	272.0	4:03:14.324
91	2	3:09.021	1:41.780	33.210	54.031	269.3	4:06:23.345
92	2	2:02.880	35.368	33.595	53.917	272.0	4:08:26.225
93	2	2:04.871	35.941	35.314	53.616	274.8	4:10:31.096
94	2	2:03.204	36.428	33.281	53.495	272.0	4:12:34.300
95	2	2:03.438	35.977	33.298	54.163	273.4	4:14:37.738
96	2	2:02.407	35.196	33.251	53.960	272.0	4:16:40.145
97	2	2:02.751	36.057	32.957	53.737	272.0	4:18:42.896
98	2	2:01.395	34.981	32.936	53.478	272.7	4:20:44.291
99	2	2:02.961	35.344	33.301	54.316	271.4	4:22:47.252
100	2	2:03.884	35.361	33.293	55.230	272.0	4:24:51.136
101	2	2:03.652	35.583	33.465	54.604	272.0	4:26:54.788
102	2	2:03.911	35.684	33.374	54.853	273.4	4:28:58.699
103	2	3:07.827	37.109	45.174	1:45.544	268.7	4:32:06.526
104	2	3:25.655	1:31.913	53.754	59.988		4:35:32.181