

European Le Mans Series

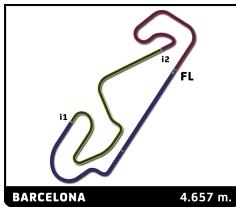
4 Hours of Barcelona

Free Practice 1

Sector Analysis

Lap under Red Flag							Invalidated Lap		Personal Best		Session Best		B Crossing the pit lane		
Lap	D	Time	Sector 1	Sector 2	Sector 3	T. Spd	Elapsed	Lap	D	Time	Sector 1	Sector 2	Sector 3	T. Spd	Elapsed
7 Vector Sport							Oreca 07 - Gibson								
1.Jens Reno MØLLER			3.Lorenzo FLUXA				LMP2 Pro/Am								
2.Cem BÖLÜKBASI															
1	3	2:00.218	44.858	43.994	31.366	155.4	2:00.218								
2	3	2:52.564 B	36.317	1:18.999	57.248	235.3	4:52.782								
3	3	18:18.771	...	41.759	28.659	174.5	23:11.553								
4	3	1:36.365	28.363	38.939	29.063	288.8	24:47.918								
5	3	1:32.382	27.260	37.504	27.618	289.5	26:20.300								
6	3	1:32.457	27.284	37.395	27.778	290.3	27:52.757								
7	3	1:33.599	27.272	38.681	27.646	291.9	29:26.356								
8	3	1:33.019	27.029	38.563	27.427	289.5	30:59.375								
9	3	1:32.748	27.151	38.210	27.387	289.5	32:32.123								
10	3	1:37.914 B	26.890	37.118	33.906	291.1	34:10.037								
11	1	4:42.880	3:34.298	39.472	29.110	208.1	38:52.917								
12	1	1:36.255	27.804	39.883	28.568	289.5	40:29.172								
13	1	1:34.688	27.675	38.499	28.514	289.5	42:03.860								
14	1	1:35.143	27.770	38.627	28.746	290.3	43:39.003								
15	1	1:41.776 B	28.674	38.758	34.344	288.8	45:20.779								
16	1	3:06.685	1:54.837	41.506	30.342	194.6	48:27.464								
17	1	1:47.399	33.174	41.649	32.576	275.5	50:14.863								
18	1	1:36.726	27.764	38.958	30.004	284.2	51:51.589								
19	1	1:34.865	27.412	38.884	28.569	290.3	53:26.454								
20	1	1:34.891	27.064	38.201	29.626	290.3	55:01.345								
21	1	1:34.491	27.448	38.048	28.995	286.5	56:35.836								
22	1	1:33.411	27.148	38.486	27.777	291.9	58:09.247								
23	1	1:34.201	26.975	38.647	28.579	290.3	59:43.448								
24	1	1:35.066	27.504	38.479	29.083	288.8	1:01:18.514								
25	1	1:39.224 B	27.241	38.406	33.577	291.1	1:02:57.738								
26	3	3:33.930	2:26.605	39.053	28.272	206.9	1:06:31.668								
27	3	1:35.950	27.497	38.326	30.127	291.9	1:08:07.618								
28	3	1:34.148	27.435	38.041	28.672	287.2	1:09:41.766								
29	3	1:33.545	27.313	37.695	28.537	288.8	1:11:15.311								
30	3	2:26.224	27.077	1:02.042	57.105	288.0	1:13:41.535								
31	3	2:54.245	1:12.801	1:13.084	28.360	79.6	1:16:35.780								
32	3	1:33.665	28.176	37.644	27.845	288.8	1:18:09.445								
33	3	1:34.041	27.621	37.897	28.523	290.3	1:19:43.486								
34	3	1:34.878	27.325	39.005	28.548	288.8	1:21:18.364								
35	3	1:33.248	27.391	38.080	27.777	289.5	1:22:51.612								
36	3	1:34.843	27.213	38.279	29.351	290.3	1:24:26.455								
37	3	1:41.997 B	28.903	38.802	34.292	291.1	1:26:08.452								
38	2	2:59.141	1:49.721	39.076	30.344	207.3	1:29:07.593								
39	2	1:33.952	27.428	38.185	28.339	290.3	1:30:41.545								
40	2	1:37.095	27.627	38.587	30.881	290.3	1:32:18.640								
41	2	4:34.403	27.668	38.374	28.364	291.1	1:33:53.043								
42	2	1:34.676	27.719	38.443	28.514	291.1	1:35:27.719								
43	2	1:37.342	28.067	38.687	30.588	291.1	1:37:05.061								
44	2	1:37.983	28.587	39.997	29.399	288.8	1:38:43.044								
45	2	1:36.956	27.950	39.288	29.718	290.3	1:40:20.000								
8 Team Virage							Ligier JS P325 - Toyota								
1.Louis STERN			3.Daniel NOGALES				LMP3								
2.Matteo QUINTARELLI															
1	3	2:18.637	56.804	48.745	33.088	148.6	2:18.637								
9 Proton Competition							Oreca 07 - Gibson								
1.Jonas RIED			3.Mike ROCKENFELLER				LMP2								
2.Sebastian PRIAULX															
1	3	2:25.735	1:10.638	43.444	31.653	128.7	2:25.735								
2	3	3:17.031 B	1:10.855	1:20.150	46.026	79.8	5:42.766								
3	3	17:51.541	...	43.104	30.474	203.4	23:34.307								
4	3	1:37.494	27.883	39.515	30.096	288.8	25:11.801								
5	3	1:38.418	27.018	40.089	31.311	290.3	26:50.219								
6	3	1:32.345	26.573	37.175	28.597	290.3	28:22.564								
7	3	1:51.747 B	35.840	41.995	33.912	290.3	30:14.311								
8	2	12:19.111	...	39.740	28.911	206.1	42:33.422								
9	2	1:33.873	28.144	37.809	27.920	268.0	44:07.295								
10	2	1:33.517	27.145	38.228	28.144	288.0	45:40.812								
11	2	4:34.073	27.149	38.614	28.313	288.8	47:14.885								





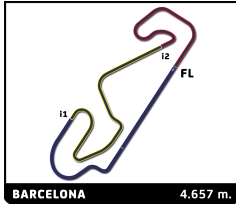
European Le Mans Series
4 Hours of Barcelona
Free Practice 1

Sector Analysis

Lap under Red Flag Invalidated Lap Personal Best Session Best Crossing the pit lane

Lap	D	Time	Sector 1	Sector 2	Sector 3	T. Spd	Elapsed	Lap	D	Time	Sector 1	Sector 2	Sector 3	T. Spd	Elapsed							
12	2	1:37.526	29.216	39.423	28.887	263.4	48:52.411	26	1	3:03.077	1:54.249	39.715	29.113	208.9	1:10:37.026							
13	2	1:34.733	27.910	38.305	28.518	288.0	50:27.144	27	1	1:52.031	27.796	39.205	45.030	286.5	1:12:29.057							
14	2	1:33.081	27.184	37.735	28.162	287.2	52:00.225	28	1	3:29.611	1:12.736	1:19.538	57.337	80.0	1:15:58.668							
15	2	1:38.466B	27.083	38.062	33.321	289.5	53:38.691	29	1	1:41.244	33.639	38.713	28.892	256.5	1:17:39.912							
16	1	4:39.274	3:30.494	39.608	29.172	207.3	58:17.965	30	1	1:36.907	29.024	38.692	29.191	288.8	1:19:16.819							
17	1	4:34.442	27.763	38.289	28.390	289.5	59:52.407	31	1	1:35.590	28.110	38.914	28.566	289.5	1:20:52.409							
18	1	1:36.038	28.525	38.390	29.123	291.1	1:01:28.445	32	1	1:36.672	27.695	39.062	29.915	289.5	1:22:29.081							
19	1	1:35.165	27.791	38.917	28.457	288.8	1:03:03.610	33	1	1:36.084	28.028	39.066	28.990	287.2	1:24:05.165							
20	1	1:33.721	27.364	38.151	28.206	289.5	1:04:37.331	34	1	1:35.184	28.040	38.589	28.555	289.5	1:25:40.349							
21	1	1:35.015	27.297	38.224	29.494	289.5	1:06:12.346	35	1	1:34.853	27.648	38.570	28.635	290.3	1:27:15.202							
22	1	1:35.547	28.730	38.364	28.453	289.5	1:07:47.893	36	1	1:35.005	27.807	38.539	28.659	290.3	1:28:50.207							
23	1	1:41.023B	27.627	38.496	34.900	288.8	1:09:28.916	37	1	1:42.471B	27.768	39.310	35.393	291.1	1:30:32.678							
24	1	5:41.300	3:25.480	1:19.069	56.751	80.1	1:15:10.216	38	1	5:31.735	4:22.682	39.912	29.141	207.3	1:36:04.413							
25	1	2:11.506	1:01.216	39.655	30.635	80.1	1:17:21.722	39	1	4:36.442	27.952	38.975	29.545	286.5	1:37:40.855							
26	1	1:36.336	28.195	38.686	29.455	285.7	1:18:58.058	40	1	1:36.006	27.912	38.866	29.228	286.5	1:39:16.861							
27	1	1:40.797	28.171	41.198	31.428	288.8	1:20:38.855	41	1	1:37.997	27.846	39.605	30.546	288.0	1:40:54.858							
28	1	1:37.044	28.310	39.640	29.094	284.2	1:22:15.899	<div style="border: 1px solid black; padding: 5px;"> 11 Eurointernational Ligier JS P325 - Toyota 1. Matthew Richard BELL 3. Max VAN DER SNEL 2. Douwe DEDECKER LMP3 </div>							1	2	3:16.872B	1:14.703	59.589	1:02.580	126.5	3:16.872
29	1	1:43.143B	28.826	39.180	35.137	266.0	1:23:59.042								2	2	20:05.080	...	46.090	32.823	182.1	23:21.952
30	3	7:40.083	6:31.094	39.282	29.707	204.5	1:31:39.125								3	2	1:44.161	31.540	42.299	30.322	257.1	25:06.113
31	3	1:38.125	28.422	39.329	30.374	284.2	1:33:17.250								4	2	1:45.964	30.152	43.036	32.776	260.2	26:52.077
32	3	1:36.213	27.867	38.616	29.730	285.7	1:34:53.463								5	2	1:41.150	30.163	40.715	30.272	257.8	28:33.227
33	3	1:36.927	29.491	38.939	28.497	288.0	1:36:30.390								6	2	1:39.231	29.508	40.268	29.455	260.2	30:12.458
34	3	1:34.886	27.507	38.830	28.549	287.2	1:38:05.276								7	2	4:38.707	29.273	40.027	29.407	262.1	31:51.165
35	3	1:34.606	27.643	38.488	28.475	287.2	1:39:39.882								8	2	4:48.296B	29.482	40.775	38.039	262.8	33:39.461
36	3	1:42.849B	27.819	38.997	36.033	288.8	1:41:22.731								9	3	7:40.007B	6:20.379	42.758	36.870	185.2	41:19.468
<div style="border: 1px solid black; padding: 5px;"> 10 Vector Sport Oreca 07 - Gibson 1. Ryan CULLEN 3. Pietro FITTIPALDI 2. Vladislav LOMKO LMP2 </div>															10	3	11:14.368	9:58.488	43.903	31.977	186.5	52:33.836
								1	3	1:52.784	40.855	42.420	29.509	156.7	1:52.784							
								2	3	2:44.537B	29.314	1:17.704	57.519	260.2	4:37.321							
								3	3	18:30.506	...	41.865	29.068	184.6	23:07.827							
								4	3	1:38.471	27.944	38.696	31.831	287.2	24:46.298							
								5	3	1:33.247	26.815	36.763	29.669	290.3	26:19.545							
								6	3	1:32.645	26.544	37.295	28.806	291.1	27:52.190							
								7	3	1:33.010	27.353	37.705	27.952	291.9	29:25.200							
								8	3	1:37.843B	26.582	38.535	32.726	291.9	31:03.043							
								9	2	4:43.134	3:35.161	39.094	28.879	195.7	35:46.177							
10	2	1:33.001	27.646	37.654	27.701	288.8	37:19.178															
11	2	1:34.127	27.179	38.202	28.746	288.0	38:53.305															
12	2	1:32.988	27.511	37.794	27.683	290.3	40:26.293															
13	2	1:33.242	27.179	38.060	28.003	289.5	41:59.535															
14	2	1:33.591	27.105	38.277	28.209	290.3	43:33.126															
15	2	1:34.609	27.734	38.411	28.464	290.3	45:07.735															
16	2	1:33.933	27.351	38.164	28.418	291.1	46:41.668															
17	2	1:39.899B	27.748	38.608	33.543	291.1	48:21.567															
18	2	8:04.820	6:58.201	38.364	28.255	207.3	56:26.387															
19	2	1:34.863	27.706	38.158	28.999	285.7	58:01.250															
20	2	1:34.874	27.584	38.731	28.559	287.2	59:36.124															
21	2	1:34.242	27.865	38.282	28.095	289.5	1:01:10.366															
22	2	1:34.855	27.397	39.012	28.446	289.5	1:02:45.221															
23	2	1:33.249	27.088	37.981	28.180	290.3	1:04:18.470															
24	2	4:34.170	27.274	38.430	28.466	291.1	1:05:52.640															
25	2	1:41.309B	27.824	39.022	34.463	290.3	1:07:33.949															
<div style="border: 1px solid black; padding: 5px;"> 13 Inter Europol Competition Ligier JS P325 - Toyota 1. Alexander BUKHANTSOV 3. Chun Ting CHOU 2. Henry CUBIDES OLARTE LMP3 </div>								1	2	28:17.956	...	46.954	33.098	116.4	28:17.956							
								2	2	1:45.163	32.572	42.245	30.346	229.8	30:03.119							
								3	2	1:40.657	30.219	40.721	29.717	258.4	31:43.776							
								4	2	1:38.249	29.386	39.641	29.222	260.9	33:22.025							
								5	2	1:38.323	29.223	39.765	29.335	260.9	35:00.348							
								6	2	1:38.236	29.159	39.738	29.339	260.9	36:38.584							





European Le Mans Series

4 Hours of Barcelona

Free Practice 1

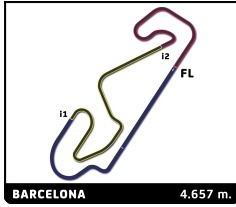
Sector Analysis

Lap under Red Flag																	
Invalidated Lap																	
Personal Best																	
Session Best																	
B Crossing the pit lane																	
Lap	D	Time	Sector 1	Sector 2	Sector 3	T. Spd	Elapsed	Lap	D	Time	Sector 1	Sector 2	Sector 3	T. Spd	Elapsed		
7	2	1:47.603	B	29.327	40.336	37.940	261.5	38:26.187	20	1	1:38.034	28.206	39.391	30.437	285.7	55:58.742	
8	3	3:35.605		2:22.805	42.046	30.754	177.0	42:01.792	21	1	1:39.078	29.897	40.049	29.132	285.7	57:37.820	
9	3	1:41.347		30.012	41.248	30.087	259.6	43:43.139	22	1	1:35.897	28.011	39.076	28.810	288.8	59:13.717	
10	3	1:41.947		29.710	40.868	31.369	260.2	45:25.086	23	1	1:38.188	28.851	40.397	28.940	282.0	1:00:51.905	
11	3	1:43.967		31.385	41.123	31.459	258.4	47:09.053	24	1	1:38.596	27.934	39.809	30.853	289.5	1:02:30.501	
12	3	4:43.032		30.075	41.642	31.315	259.0	48:52.085	25	1	1:37.939	28.122	39.722	30.095	285.0	1:04:08.440	
13	3	1:42.089		30.116	41.602	30.371	259.6	50:34.174	26	1	1:36.708	28.265	39.332	29.111	283.5	1:05:45.148	
14	3	1:42.620		29.785	41.104	31.731	258.4	52:16.794	27	1	1:37.885	28.575	38.893	30.417	288.0	1:07:23.033	
15	3	4:43.544		30.149	42.520	30.875	257.1	54:00.338	28	1	1:40.733	29.434	39.511	31.788	281.2	1:09:03.766	
16	3	1:41.939		29.922	41.504	30.513	259.6	55:42.277	29	1	1:43.312	B	28.689	39.406	35.217	285.0	1:10:47.078
17	3	1:40.897		29.889	41.009	29.999	260.9	57:23.174	30	3	5:50.549	4:09.935	1:10.939	29.675	79.8	1:16:37.627	
18	3	1:41.839		30.045	40.939	30.855	260.2	59:05.013	31	3	1:35.478	28.147	38.637	28.694	285.7	1:18:13.105	
19	3	4:42.190		30.239	41.171	30.780	260.2	1:00:47.203	32	3	1:34.912	27.633	38.769	28.510	288.0	1:19:48.017	
20	3	1:43.181		30.905	41.350	30.926	262.1	1:02:30.384	33	3	1:36.295	27.731	38.374	30.190	289.5	1:21:24.312	
21	3	1:41.516		30.194	40.914	30.408	262.1	1:04:11.900	34	3	1:35.534	27.751	38.805	28.978	288.0	1:22:59.846	
22	3	1:48.845	B	30.020	41.665	37.160	261.5	1:06:00.745	35	3	1:34.144	27.495	38.246	28.403	289.5	1:24:33.990	
23	1	3:43.918		2:28.575	43.450	31.893	181.8	1:09:44.663	36	3	1:37.755	27.530	39.802	30.423	290.3	1:26:11.745	
24	1	1:47.445		31.706	42.783	32.956	257.1	1:11:32.108	37	3	1:37.625	28.138	39.165	30.322	290.3	1:27:49.370	
25	1	2:52.631		35.992	1:19.801	56.838	255.3	1:14:24.739	38	3	4:36.445	27.801	38.945	29.699	289.5	1:29:25.815	
26	1	2:38.691		1:13.323	53.084	32.284	78.8	1:17:03.430	39	3	1:34.767	27.544	38.354	28.869	289.5	1:31:00.582	
27	1	1:45.606		31.460	42.660	31.486	254.7	1:18:49.036	40	3	1:33.997	27.389	38.297	28.311	288.8	1:32:34.579	
28	1	1:46.059		31.531	43.176	31.352	255.9	1:20:35.095	41	3	1:34.959	27.645	38.683	28.631	290.3	1:34:09.538	
29	1	1:44.021		30.619	42.354	31.048	256.5	1:22:19.116	42	3	1:40.485	B	27.792	38.949	33.744	290.3	1:35:50.023
30	1	1:56.835	B	32.219	45.586	39.030	260.9	1:24:15.951	43	2	2:31.066	1:21.053	40.466	29.547	206.9	1:38:21.089	
31	1	6:17.320		5:00.880	44.384	32.056	183.4	1:30:33.271	44	2	4:35.443	27.631	38.749	28.763	285.7	1:39:56.232	
32	1	1:44.937		31.027	42.436	31.474	259.0	1:32:18.208	45	2	4:34.808	27.753	38.438	28.617	288.0	1:41:31.040	
33	1	1:43.778		30.675	42.156	30.947	259.0	1:34:01.986									
34	1	4:43.743		30.736	41.775	31.232	257.1	1:35:45.729									
35	1	1:44.338		30.728	41.936	31.674	256.5	1:37:30.067									
36	1	4:45.949		31.571	42.973	31.405	259.0	1:39:16.016									
37	1	1:44.705		30.961	42.430	31.314	258.4	1:41:00.721									

14 TDS Racing																
Oreca 07 - Gibson																
1. Steven THOMAS																
2. Sami MEGUETOUNIF																
3. Scott HUFFAKER II																
LMP2 Pro/Am																
1	2	2:23.572		1:05.101	44.728	33.743	121.9	2:23.572								
2	2	3:09.650	B	1:05.750	1:18.744	45.156	79.2	5:33.222								
3	2	19:08.012		...	41.896	29.937	198.2	24:41.234								
4	2	4:32.172		27.248	37.454	27.470	288.8	26:13.406								
5	2	1:34.116		27.824	37.565	28.727	285.7	27:47.522								
6	2	1:31.975		26.551	36.991	28.433	289.5	29:19.497								
7	2	1:33.774		26.835	37.787	29.152	288.8	30:53.271								
8	2	1:30.517		26.521	36.673	27.323	289.5	32:23.788								
9	2	1:34.649		27.482	38.247	28.920	288.8	33:58.437								
10	2	1:31.929		26.748	37.076	28.105	288.8	35:30.366								
11	2	1:31.335		26.696	37.287	27.352	288.8	37:01.701								
12	2	1:44.607		35.638	40.399	28.570	288.8	38:46.308								
13	2	1:32.132		26.913	37.444	27.775	286.5	40:18.440								
14	2	1:39.007	B	27.679	38.100	33.228	289.5	41:57.447								
15	1	5:52.920		4:42.387	40.939	29.594	200.0	47:50.367								
16	1	4:36.899		28.732	38.963	29.144	285.7	49:27.176								
17	1	4:36.703		27.989	38.924	29.790	289.5	51:03.879								
18	1	1:37.842		28.330	39.604	29.908	285.7	52:41.721								
19	1	1:38.987		29.004	39.493	30.490	286.5	54:20.708								

17 CLX Motorsport																
Ligier JS P325 - Toyota																
1. Paul LANCHERE																
2. Alexander JACOBY																
3. Bruno RIBEIRO																
LMP3																
1	3	23:24.044		...	46.757	32.525	180.6	23:24.044								
2	3	1:43.125		31.076	41.608	30.441	258.4	25:07.169								
3	3	1:57.295	B	31.131	47.408	38.756	262.8	27:04.464								
4	3	17:43.779		...	41.396	31.141	185.2	44:48.243								
5	3	4:48.850		30.669	41.963	36.218	262.8	46:37.093								
6	3	1:58.390		34.634	47.820	35.936	226.9	48:35.483								
7	3	1:41.635		30.264	41.154	30.217	257.8	50:17.118								
8	3	1:40.401		29.821	40.628	29.952	260.9	51:57.519								
9	3	1:40.598		29.723	40.861	30.014	260.2	53:38.117								
10	3	1:46.106	B	29.758	41.651	34.697	260.9	55:24.223								
11	2	3:58.703		2:45.011	42.490	31.202	185.2	59:22.926								
12	2	1:43.462		30.532	41.761	31.169	259.0	1:01:06.388								
13	2	1:42.787		30.203	41.279	31.305	260.9	1:02:49.175								
14	2	1:42.143		30.699	41.100	30.344	260.2	1:04:31.318								
15	2	1:41.053		29.894	40.869	30.290	260.2	1:06:12.371								
16	2	1:41.247		30.172	40.827	30.248	262.1	1:07:53.618								
17	2	4:40.771		30.039	40.786	29.946	259.0	1:09:34.389								
18	2	4:41.808		29.720	40.730	31.358	260.2	1:11:16.197								
19	2	2:36.950	B	29.956	1:10.015	56.979	259.6	1:13:53.147								
20	1	4:14.363		3:01.169	42.247	30.947	186.9	1:18:07.510								
21	1	1:44.484		30.765	41.969	31.750	258.4	1:19:51.994								
22	1	1:42.051		30.283	41.159	30.609	258.4	1:21:34.045								
23	1	1:41.872		30.204	41.066	30.602	259.6	1:23:15.917								
24	1	1:42.009		30.283	41.144	30.582	261.5	1:24:57.926								





European Le Mans Series

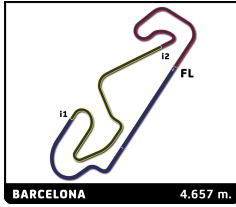
4 Hours of Barcelona

Free Practice 1

Sector Analysis

Lap under Red Flag								Invalidated Lap		Personal Best		Session Best		B Crossing the pit lane	
Lap	D	Time	Sector 1	Sector 2	Sector 3	T. Spd	Elapsed	Lap	D	Time	Sector 1	Sector 2	Sector 3	T. Spd	Elapsed
25	1	1:45.862	30.630	43.348	31.884	260.9	1:26:43.788	1	2	2:04.207	51.919	43.244	29.044	147.7	2:04.207
26	1	1:41.716	30.178	40.999	30.539	259.6	1:28:25.504	2	2	2:59.734 B	42.195	1:19.596	57.943	284.2	5:03.941
27	1	1:46.792 B	30.169	40.678	35.945	260.9	1:30:12.296	3	2	18:23.492	...	41.233	29.300	179.7	23:27.433
28	3	4:15.922	3:04.065	41.222	30.635	188.2	1:34:28.218	4	2	1:35.611	28.596	39.377	27.638	280.5	25:03.044
29	3	4:42.985	30.136	44.745	31.134	261.5	1:36:11.203	5	2	1:31.810	26.699	37.868	27.243	288.8	26:34.854
30	3	1:42.236	30.230	41.150	30.856	261.5	1:37:53.439	6	2	1:30.626	26.470	37.150	27.006	289.5	28:05.480
31	3	1:41.692	30.265	41.027	30.400	262.8	1:39:35.131	7	2	1:31.107	26.607	36.934	27.566	289.5	29:36.587
32	3	1:41.881	30.214	41.072	30.595	261.5	1:41:17.012	8	2	1:33.033	26.771	37.268	28.994	290.3	31:09.620
18 IDEC Sport 1.Jamie CHADWICK 3.Laurents HÖRR 2.Valerio RINICELLA								Oreca 07 - Gibson LMP2							
1	3	2:21.085	1:03.698	44.509	32.878	127.8	2:21.085	9	2	1:33.611	27.758	38.111	27.742	290.3	32:43.231
2	3	3:08.128 B	1:01.089	1:21.407	45.632	78.8	5:29.213	10	2	1:33.221	27.390	37.847	27.984	289.5	34:16.452
3	3	19:00.152	...	40.882	28.724	203.8	24:29.365	11	2	1:34.034	27.762	37.385	28.887	288.0	35:50.486
4	3	1:36.781	28.012	38.036	30.733	287.2	26:06.146	12	2	1:38.357 B	27.262	38.405	32.690	287.2	37:28.843
5	3	1:30.991	26.614	37.050	27.327	288.8	27:37.137	13	1	3:39.639	2:31.494	39.207	28.938	208.1	41:08.482
6	3	1:33.871	27.068	37.272	29.531	289.5	29:11.008	14	1	1:35.963	27.887	38.554	29.522	285.7	42:44.445
7	3	1:36.403	26.691	37.044	32.668	289.5	30:47.411	15	1	1:34.609	27.481	38.835	28.293	287.2	44:19.054
8	3	1:34.120	26.539	37.082	27.499	291.1	32:18.531	16	1	1:33.986	27.217	38.354	28.415	288.8	45:53.040
9	3	1:32.830	27.299	37.924	27.607	291.9	33:51.361	17	1	1:35.664	27.384	38.545	29.735	288.0	47:28.704
10	3	1:36.201 B	26.854	36.837	32.510	291.1	35:27.562	18	1	1:35.992	27.894	38.946	29.152	287.2	49:04.696
11	1	8:05.112	6:56.933	39.328	28.851	206.1	43:32.674	19	1	1:38.284	28.005	40.297	29.982	286.5	50:42.980
12	1	1:34.570	27.868	38.509	28.193	286.5	45:07.244	20	1	1:36.682	27.750	38.798	30.134	285.0	52:19.662
13	1	1:33.854	27.461	38.124	28.269	288.0	46:41.098	21	1	1:38.771	27.951	42.058	28.762	288.0	53:58.433
14	1	1:36.227	27.877	39.725	28.625	288.8	48:17.325	22	1	1:35.042	27.638	38.816	28.588	289.5	55:33.475
15	1	1:34.550	27.783	38.584	28.183	288.8	49:51.875	23	1	1:36.128	27.732	38.981	29.415	288.8	57:09.603
16	1	1:35.555	27.539	38.309	29.707	288.8	51:27.430	24	1	1:35.281	27.663	38.419	29.199	285.0	58:44.884
17	1	1:35.850	27.579	38.781	29.490	287.2	53:03.280	25	1	1:35.387	27.983	38.732	28.672	287.2	1:00:20.271
18	1	1:34.580	27.640	38.337	28.603	286.5	54:37.860	26	1	1:36.094	27.506	39.257	29.331	289.5	1:01:56.365
19	1	1:35.385	27.698	39.101	28.586	289.5	56:13.245	27	1	1:38.840	28.170	39.354	31.316	288.0	1:03:35.205
20	1	1:36.179	28.868	38.816	28.495	291.1	57:49.424	28	1	1:36.505	28.334	39.545	28.626	290.3	1:05:11.710
21	1	1:36.058	28.170	39.236	28.652	286.5	59:25.482	29	1	1:42.007 B	28.173	38.974	34.860	284.2	1:06:53.717
22	1	1:36.287	28.288	39.169	28.830	291.1	1:01:01.769	30	3	3:53.674	2:42.480	40.590	30.604	205.3	1:10:47.391
23	1	1:34.858	27.648	38.401	28.809	288.0	1:02:36.627	31	3	2:01.669	27.931	39.652	54.086	288.0	1:12:49.060
24	1	1:38.630	30.323	38.748	29.559	284.2	1:04:15.257	32	3	3:20.215	1:13.217	1:19.653	47.345	78.7	1:16:09.275
25	1	1:43.740 B	27.866	39.848	36.026	287.2	1:05:58.997	33	3	1:39.962	29.174	39.924	30.864	285.0	1:17:49.237
26	2	4:55.003	3:46.583	39.376	29.044	210.1	1:10:54.000	34	3	1:37.372	29.095	39.465	28.842	283.5	1:19:26.609
27	2	2:07.322	29.465	41.970	55.887	276.9	1:13:01.322	35	3	1:36.194	28.022	38.874	29.301	288.8	1:21:02.803
28	2	3:12.011	1:11.669	1:18.394	41.948	81.4	1:16:13.333	36	3	1:37.068	28.237	38.875	29.956	287.2	1:22:39.871
29	2	1:42.524	28.288	45.115	29.121	285.0	1:17:55.857	37	3	1:37.544	28.299	39.935	29.310	287.2	1:24:17.415
30	2	1:38.418	28.031	40.713	29.674	288.8	1:19:34.275	38	3	1:35.566	28.111	38.611	28.844	288.0	1:25:52.981
31	2	1:35.875	28.451	38.998	28.426	288.0	1:21:10.150	39	3	1:36.140	28.130	38.785	29.225	290.3	1:27:29.121
32	2	1:35.012	27.735	38.484	28.793	290.3	1:22:45.162	40	3	1:35.659	28.184	39.084	28.391	286.5	1:29:04.780
33	2	1:36.046	28.020	38.728	29.298	290.3	1:24:21.208	41	3	1:35.382	27.785	38.422	29.175	289.5	1:30:40.162
34	2	1:36.218	28.244	39.441	28.533	288.8	1:25:57.426	42	3	1:35.093	27.787	38.614	28.692	285.7	1:32:15.255
35	2	1:35.761	27.628	39.412	28.721	287.2	1:27:33.187	43	3	1:35.135	27.816	38.670	28.649	285.7	1:33:50.390
36	2	1:40.970 B	28.322	38.871	33.777	290.3	1:29:14.157	44	3	1:36.064	28.046	39.174	28.844	281.2	1:35:26.454
37	3	6:32.954	5:24.941	39.037	28.976	202.6	1:35:47.111	45	3	1:38.161	28.315	39.130	30.716	291.1	1:37:04.615
38	3	1:38.194	28.587	39.169	30.438	287.2	1:37:25.305	46	3	1:37.691	29.056	39.687	28.948	284.2	1:38:42.306
39	3	1:43.420 B	29.590	39.463	34.367	270.0	1:39:08.725	47	3	1:37.171	27.939	39.430	29.802	289.5	1:40:19.477
19 Rossa Racing by Virage 1.John FALB 3.Rik KOEN 2.Manuel ESPIRITO SANTO								Oreca 07 - Gibson LMP2 Pro/Am							
20 Algarve Pro Racing 1.Michael JENSEN 3.Matthe JAKOBSEN 2.Enzo TRULLI								Oreca 07 - Gibson LMP2 Pro/Am							
1	2	2:10.943	51.677	48.028	31.238	160.0	2:10.943	1	2	2:10.943	51.677	48.028	31.238	160.0	2:10.943
2	2	3:06.230 B	49.719	1:19.386	57.125	245.5	5:17.173	2	2	3:06.230 B	49.719	1:19.386	57.125	245.5	5:17.173
3	2	18:06.970	...	43.929	30.176	182.7	23:24.143	3	2	18:06.970	...	43.929	30.176	182.7	23:24.143





European Le Mans Series
4 Hours of Barcelona
Free Practice 1

Sector Analysis

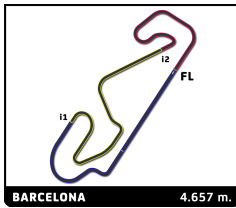
Lap under Red Flag Invalidated Lap Personal Best Session Best Crossing the pit lane

Lap	D	Time	Sector 1	Sector 2	Sector 3	T. Spd	Elapsed	Lap	D	Time	Sector 1	Sector 2	Sector 3	T. Spd	Elapsed
4	2	1:34.578	28.808	38.035	27.735	266.7	24:58.721	8	3	1:32.435	26.987	37.506	27.642	290.3	33:09.023
5	2	1:33.128	27.771	38.050	27.307	288.8	26:31.849	9	3	1:37.637	27.230	39.945	30.462	290.3	34:46.660
6	2	1:31.707	27.042	37.514	27.151	289.5	28:03.556	10	3	1:33.752	27.221	38.284	28.247	292.7	36:20.412
7	2	1:32.103	27.168	37.087	27.848	289.5	29:35.659	11	3	1:34.555	27.048	37.743	29.764	289.5	37:54.967
8	2	1:33.784	26.749	37.514	29.521	289.5	31:09.443	12	3	1:34.349	27.317	37.952	29.080	286.5	39:29.316
9	2	1:33.441	27.626	37.759	28.056	289.5	32:42.884	13	3	1:41.643 B	28.689	38.591	34.363	288.0	41:10.959
10	2	1:32.922	27.249	38.104	27.569	290.3	34:15.806	14	3	6:41.664	5:34.712	38.348	28.631	197.4	47:52.620
11	2	1:32.119	26.827	37.336	27.956	288.0	35:47.925	15	3	1:39.170	27.631	38.683	32.856	288.8	49:31.790
12	2	1:38.010 B	27.052	38.330	32.628	288.8	37:25.935	16	3	1:35.547	28.837	38.381	28.329	287.2	51:07.337
13	1	3:19.156	2:10.413	39.544	29.199	204.9	40:45.091	17	3	1:34.514	27.456	38.397	28.661	288.0	52:41.851
14	1	1:36.833	28.200	39.280	29.353	282.7	42:21.924	18	3	1:35.225	27.771	39.126	28.328	290.3	54:17.076
15	1	1:37.850	28.987	39.513	29.350	285.0	43:59.774	19	3	1:35.136	27.619	38.586	28.931	290.3	55:52.212
16	1	1:38.221	29.002	39.613	29.606	285.7	45:37.995	20	3	1:34.072	27.233	38.105	28.734	289.5	57:26.284
17	1	1:38.204	28.659	39.912	29.633	285.0	47:16.199	21	3	1:41.439 B	27.481	38.277	35.681	291.9	59:07.723
18	1	1:39.423	28.840	40.072	30.511	286.5	48:55.622	22	2	4:48.591	3:39.916	39.797	28.878	204.9	1:03:56.314
19	1	1:48.457 B	29.566	39.971	38.920	282.7	50:44.079	23	2	1:36.700	28.068	39.334	29.298	288.0	1:05:33.014
20	1	5:57.099	4:47.571	39.584	29.944	207.3	56:41.178	24	2	4:35.039	27.796	38.364	28.879	286.5	1:07:08.053
21	1	1:39.769	29.528	40.520	29.721	284.2	58:20.947	25	2	1:37.341	27.654	40.837	28.850	288.0	1:08:45.394
22	1	1:37.297	28.455	39.256	29.586	284.2	59:58.244	26	2	1:34.524	27.698	38.374	28.452	287.2	1:10:19.918
23	1	1:39.979	28.489	40.195	31.295	285.0	1:01:38.223	27	2	1:34.527	27.528	38.355	28.644	290.3	1:11:54.445
24	1	1:38.162	28.735	39.594	29.833	285.7	1:03:16.385	28	2	3:09.192	53.971	1:18.786	56.435	165.9	1:15:03.637
25	1	1:38.597	28.314	39.493	30.790	285.0	1:04:54.982	29	2	2:14.671	1:05.055	39.375	30.241	80.3	1:17:18.308
26	1	1:38.255	28.714	39.831	29.710	283.5	1:06:33.237	30	2	1:35.574	27.751	39.061	28.762	288.0	1:18:53.882
27	1	1:39.623	28.655	39.668	31.300	287.2	1:08:12.860	31	2	1:35.514	27.846	38.984	28.684	288.0	1:20:29.396
28	1	1:39.272	28.705	39.870	30.697	283.5	1:09:52.132	32	2	1:40.893 B	27.846	39.139	33.908	290.3	1:22:10.289
29	1	1:40.756	28.694	41.276	30.786	284.2	1:11:32.888	33	1	4:40.232	3:27.961	41.666	30.605	199.3	1:26:50.521
30	1	2:45.967 B	29.514	1:19.027	57.426	282.7	1:14:18.855	34	1	1:41.833	29.685	41.189	30.959	283.5	1:28:32.354
31	3	3:15.762	2:07.063	39.566	29.133	80.6	1:17:34.617	35	1	4:42.434	29.629	41.943	30.892	284.2	1:30:14.788
32	3	1:35.273	27.982	39.053	28.238	286.5	1:19:09.890	36	1	1:41.073	29.568	41.152	30.353	284.2	1:31:55.861
33	3	1:33.260	27.285	38.035	27.940	287.2	1:20:43.150	37	1	1:39.614	28.920	40.139	30.555	285.0	1:33:35.475
34	3	1:36.041	28.271	39.522	28.248	291.1	1:22:19.191	38	1	4:40.554	28.969	40.763	30.849	285.0	1:35:16.026
35	3	1:33.588	27.363	38.092	28.133	288.8	1:23:52.779	39	1	1:45.676	30.370	42.570	32.736	282.7	1:37:01.702
36	3	1:33.799	27.242	38.190	28.367	288.8	1:25:26.578	40	1	1:42.732	30.244	41.461	31.027	282.7	1:38:44.434
37	3	1:32.839	27.175	37.931	27.733	286.5	1:26:59.417	41	1	1:40.887	29.473	40.709	30.705	287.2	1:40:25.321
38	3	1:33.425	27.345	38.062	28.018	290.3	1:28:32.842								
39	3	1:34.460	27.997	38.370	28.093	290.3	1:30:07.302								
40	3	1:35.888	27.554	39.690	28.644	290.3	1:31:43.190								
41	3	1:39.438	28.004	39.579	31.855	291.1	1:33:22.628								
42	3	1:34.907	27.884	38.693	28.330	285.0	1:34:57.535								
43	3	1:35.543	27.617	39.671	28.255	288.8	1:36:33.078								
44	3	1:36.204	28.417	39.114	28.673	290.3	1:38:09.282								
45	3	1:34.793	27.990	38.499	28.304	288.8	1:39:44.075								
46	3	1:34.996	27.568	38.546	28.882	287.2	1:41:19.071								

21		United Autosports		Oreca 07 - Gibson			
		1. Daniel SCHNEIDER	3. Oliver JARVIS	LMP2 Pro/Am			
		2. Marino SATO					
1	3	3:11.503 B	1:22.873	50.827	57.803	136.2	3:11.503
2	3	20:35.470	...	42.478	30.195	177.9	23:46.973
3	3	1:36.755	29.681	38.650	28.424	244.3	25:23.728
4	3	1:34.698	27.748	38.660	28.290	289.5	26:58.426
5	3	1:33.109	27.299	37.923	27.887	288.0	28:31.535
6	3	1:33.047	26.969	37.407	28.671	289.5	30:04.582
7	3	1:32.306	27.557	37.325	27.424	289.5	31:36.888

22		United Autosports		Oreca 07 - Gibson			
		1. Griffin PEEBLES	3. Benjamin HANLEY	LMP2			
		2. Grégoire SAUCY					
1	3	5:12.597 B	2:56.148	1:19.008	57.441	154.7	5:12.597
2	3	18:20.713	...	44.338	29.799	182.4	23:33.310
3	3	1:36.975	28.291	38.813	29.871	275.5	25:10.285
4	3	1:37.953	27.114	40.083	30.756	290.3	26:48.238
5	3	1:33.648	26.704	37.323	29.621	291.9	28:21.886
6	3	4:34.466	26.646	36.845	30.975	291.9	29:56.352
7	3	1:30.888	26.705	37.009	27.174	291.1	31:27.240
8	3	1:41.460 B	27.425	38.272	35.763	291.1	33:08.700
9	3	6:59.785	5:53.680	37.986	28.119	210.1	40:08.485
10	3	1:35.365	27.055	37.371	30.939	290.3	41:43.850
11	3	1:31.888	26.874	37.361	27.653	291.9	43:15.738
12	3	1:42.720 B	26.991	41.762	33.967	290.3	44:58.458
13	2	6:47.683	5:42.034	37.781	27.868	208.5	51:46.141
14	2	1:33.028	27.789	37.422	27.817	291.9	53:19.169
15	2	1:36.669	26.891	40.815	28.963	291.9	54:55.838
16	2	1:35.297	27.397	38.366	29.534	288.8	56:31.135





European Le Mans Series

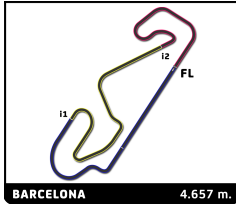
4 Hours of Barcelona

Free Practice 1

Sector Analysis

Lap under Red Flag Invalidated Lap Personal Best Session Best Crossing the pit lane															
Lap	D	Time	Sector 1	Sector 2	Sector 3	T. Spd	Elapsed	Lap	D	Time	Sector 1	Sector 2	Sector 3	T. Spd	Elapsed
17	2	1:32.516	27.075	37.617	27.824	291.1	58:03.651	29	2	1:46.913	31.269	43.617	32.027	254.7	1:31:32.301
18	2	1:36.821	27.842	38.663	30.316	272.0	59:40.472	30	2	1:45.111	31.088	42.094	31.929	252.3	1:33:17.412
19	2	1:34.062	27.306	38.800	27.956	290.3	1:01:14.534	31	2	1:45.397	31.326	42.394	31.677	252.9	1:35:02.809
20	2	1:35.512	27.325	38.265	29.922	287.2	1:02:50.046	32	2	1:46.144	31.023	42.758	32.363	254.1	1:36:48.953
21	2	1:33.085	27.498	37.730	27.857	288.8	1:04:23.131	33	2	1:46.403	31.646	42.602	32.155	251.7	1:38:35.356
22	2	1:38.865 B	27.196	37.545	34.124	290.3	1:06:01.996	34	2	1:53.933 B	32.181	43.252	38.500	249.4	1:40:29.289
23	1	4:32.800	3:24.304	40.161	28.335	207.3	1:10:34.796	24 Nielsen Racing Oreca 07 - Gibson LMP2							
24	1	1:53.287	27.558	40.618	45.111	290.3	1:12:28.083	1.Edward PEARSON 3.Jack DOOHAN							
25	1	3:27.773	1:12.450	1:18.886	56.437	80.9	1:15:55.856	2.Roy NISSANY							
26	1	1:44.964	37.689	38.913	28.362	237.9	1:17:40.820	1	3	3:03.838 B	1:16.458	50.573	56.807	170.1	3:03.838
27	1	1:36.245	28.539	38.812	28.894	291.9	1:19:17.065	2	3	20:07.536	...	42.192	31.694	194.6	23:11.374
28	1	1:35.619	28.055	39.208	28.356	290.3	1:20:52.684	3	3	1:38.323	29.196	40.043	29.084	284.2	24:49.697
29	1	1:37.425	27.756	41.289	28.380	288.8	1:22:30.109	4	3	2:00.566 B	29.768	48.547	42.251	289.5	26:50.263
30	1	1:35.969	27.648	38.891	29.430	291.1	1:24:06.078	5	3	2:42.007	1:29.495	42.199	30.313	203.8	29:32.270
31	1	1:39.707 B	27.612	38.598	33.497	291.1	1:25:45.785	6	3	1:35.793	28.246	38.552	28.995	285.0	31:08.063
32	1	5:39.389	4:31.458	39.797	28.134	209.3	1:31:25.174	7	3	1:34.447	27.940	37.379	29.128	290.3	32:42.510
33	1	1:36.761	27.839	39.559	29.363	291.9	1:33:01.935	8	3	1:31.798	26.712	36.807	28.279	291.1	34:14.308
34	1	1:33.897	27.549	38.340	28.008	288.8	1:34:35.832	9	3	1:32.362	26.673	38.040	27.649	291.1	35:46.670
35	1	1:34.512	27.360	38.524	28.628	291.1	1:36:10.344	10	3	1:37.882 B	27.471	37.983	32.428	290.3	37:24.552
36	1	1:34.829	27.840	38.537	28.452	291.1	1:37:45.173	11	2	3:58.911	2:51.360	39.212	28.339	195.7	41:23.463
37	1	1:35.599	28.390	38.739	28.470	289.5	1:39:20.772	12	2	1:34.860	27.471	38.775	28.614	287.2	42:58.323
38	1	1:35.675	27.449	38.705	29.521	291.9	1:40:56.447	13	2	1:33.628	27.296	38.123	28.209	288.8	44:31.951
23 United Autosports McLaren 720S LMGTS Evo															
1.Michael BIRCH 3.Wayne BOYD LMGTS3															
2.Garnet PATTERSON															
1	3	23:50.687	...	46.098	34.116	173.6	23:50.687	14	2	1:35.540	27.750	38.853	28.937	285.7	46:07.491
2	3	1:43.342	31.108	41.630	30.604	251.7	25:34.029	15	2	1:33.268	27.396	37.876	27.996	289.5	47:40.759
3	3	1:42.307	30.579	41.222	30.506	254.1	27:16.336	16	2	1:34.052	27.435	38.163	28.454	289.5	49:14.811
4	3	1:42.167	30.489	41.174	30.504	254.7	28:58.503	17	2	1:35.516	27.539	38.206	29.771	289.5	50:50.327
5	3	1:42.357	30.496	40.979	30.882	254.1	30:40.860	18	2	1:36.606	28.471	39.453	28.682	286.5	52:26.933
6	3	1:42.751	30.650	41.311	30.790	255.9	32:23.611	19	2	1:36.052	27.484	38.992	29.576	288.8	54:02.985
7	3	1:43.532	30.675	41.246	31.611	255.3	34:07.143	20	2	1:34.545	27.954	38.323	28.268	286.5	55:37.530
8	3	1:43.535	30.617	41.758	31.160	254.1	35:50.678	21	2	1:33.902	27.172	38.506	28.224	289.5	57:11.432
9	3	1:43.092	30.793	41.402	30.897	254.1	37:33.770	22	2	1:35.429	28.618	38.390	28.421	286.5	58:46.861
10	3	1:44.038	30.988	41.577	31.473	252.3	39:17.808	23	2	1:35.452	28.115	38.740	28.597	287.2	1:00:22.313
11	3	1:50.397 B	31.276	42.267	36.854	252.3	41:08.205	24	2	1:35.282	27.327	39.113	28.842	289.5	1:01:57.595
12	1	9:42.497	8:20.437	46.791	35.269	173.6	50:50.702	25	2	1:37.145	27.524	39.081	30.540	289.5	1:03:34.740
13	1	1:51.166	33.064	44.759	33.343	251.7	52:41.868	26	2	1:35.868	28.062	39.092	28.714	286.5	1:05:10.608
14	1	1:51.972	32.745	43.936	35.291	252.3	54:33.840	27	2	1:40.907 B	28.299	38.770	33.838	288.0	1:06:51.515
15	1	1:51.472	33.431	44.684	33.357	251.7	56:25.312	28	1	4:44.740	3:34.719	40.126	29.895	196.0	1:11:36.255
16	1	1:51.467	33.140	44.904	33.423	251.2	58:16.779	29	1	2:54.809	35.830	1:20.960	58.019	285.0	1:14:31.064
17	1	1:51.224	33.046	44.736	33.442	251.2	1:00:08.003	30	1	2:32.937	1:14.125	48.615	30.197	78.7	1:17:04.001
18	1	1:51.290	32.966	44.394	33.930	251.2	1:01:59.293	31	1	1:35.890	28.302	39.110	28.478	286.5	1:18:39.891
19	1	1:52.034	33.019	44.663	34.349	251.7	1:03:51.324	32	1	1:34.821	27.802	38.810	28.209	290.3	1:20:14.712
20	1	1:52.407	33.188	45.243	33.976	252.3	1:05:43.731	33	1	1:35.141	27.745	38.948	28.448	291.1	1:21:49.853
21	1	1:59.649 B	34.213	45.183	40.253	251.7	1:07:43.380	34	1	1:35.979	27.771	38.709	29.499	289.5	1:23:25.832
22	2	11:30.159	...	42.370	32.066	185.9	1:19:13.539	35	1	1:35.622	28.158	38.848	28.616	285.7	1:25:01.454
23	2	1:46.040	31.728	42.388	34.924	251.7	1:20:59.579	36	1	1:35.340	27.669	39.098	28.573	289.5	1:26:36.794
24	2	1:45.454	31.561	42.457	31.436	252.9	1:22:45.033	37	1	1:34.895	27.634	38.960	28.301	288.0	1:28:11.689
25	2	1:44.846	31.128	42.204	31.514	254.7	1:24:29.879	38	1	1:35.414	27.516	39.224	28.674	291.1	1:29:47.103
26	2	1:45.558	31.025	42.727	31.806	253.5	1:26:15.437	39	1	1:36.177	28.025	39.353	28.799	291.9	1:31:23.280
27	2	1:45.294	31.257	42.624	31.413	254.1	1:28:00.731	40	1	1:44.771 B	28.154	39.263	37.354	289.5	1:33:08.051
28	2	1:44.657	30.968	42.259	31.430	254.1	1:29:45.388	41	3	2:50.310	1:41.870	39.448	28.992	204.5	1:35:58.361
								42	3	1:35.367	27.657	38.712	28.998	288.0	1:37:33.728
								43	3	1:36.199	27.884	38.985	29.330	289.5	1:39:09.927
								44	3	1:36.970	28.791	39.159	29.020	282.7	1:40:46.897





European Le Mans Series

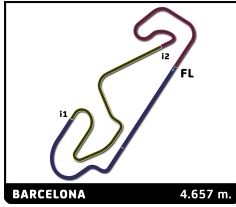
4 Hours of Barcelona

Free Practice 1

Sector Analysis

Lap under Red Flag Invalidated Lap Personal Best Session Best Crossing the pit lane

Lap	D	Time	Sector 1	Sector 2	Sector 3	T. Spd	Elapsed	Lap	D	Time	Sector 1	Sector 2	Sector 3	T. Spd	Elapsed		
25 Algarve Pro Racing 1.Matthias KAISER 2.Tristan VAUTIER								Oreca 07 - Gibson LMP2									
1	3	2:01.214	48.986	41.448	30.780	148.1	2:01.214	1	2	34:41.837	B	1:11.325		158.1	34:41.837		
2	3	2:52.717	B	37.050	1:18.702	56.965	264.1	4:53.931	2	3	3:08.704	B	1:02.574	1:20.420	45.710	78.0	5:30.135
3	3	18:25.713	...	42.981	29.667	188.8	23:19.644	3	3	18:24.312	...	42.270	42.055	178.2	23:54.447		
4	3	1:32.387	27.041	37.653	27.693	285.0	24:52.031	4	3	2:06.460	45.789	52.130	28.541	142.9	26:00.907		
5	3	1:29.720	26.467	36.453	26.800	288.0	26:21.751	5	3	1:33.701	27.391	37.535	28.775	290.3	27:34.608		
6	3	1:31.337	26.516	37.142	27.679	290.3	27:53.088	6	3	1:33.453	27.229	37.176	29.048	288.8	29:08.061		
7	3	1:32.254	27.179	37.681	27.394	288.8	29:25.342	7	3	1:29.925	26.319	36.453	27.153	291.9	30:37.986		
8	3	1:36.479	B	27.047	37.165	32.267	291.1	31:01.821	8	3	1:39.308	B	26.638	38.723	33.947	291.1	32:17.294
9	2	4:12.872	3:06.149	38.511	28.212	208.1	35:14.693	9	1	9:22.748	8:12.499	39.968	30.281	196.4	41:40.042		
10	2	1:32.127	27.160	37.621	27.346	285.0	36:46.820	10	1	1:34.730	27.492	39.033	28.205	288.0	43:14.772		
11	2	1:32.337	27.085	37.395	27.857	287.2	38:19.157	11	1	1:33.626	27.329	38.077	28.220	288.0	44:48.398		
12	2	1:31.908	27.017	37.327	27.564	285.7	39:51.065	12	1	1:34.276	27.865	38.141	28.270	287.2	46:22.674		
13	2	1:33.057	27.114	38.216	27.727	285.0	41:24.122	13	1	1:34.635	27.440	38.546	28.649	289.5	47:57.309		
14	2	1:35.064	27.344	38.886	28.834	288.8	42:59.186	14	1	1:34.918	27.483	38.887	28.548	288.8	49:32.227		
15	2	1:33.591	27.452	37.760	28.379	286.5	44:32.777	15	1	1:35.727	28.838	38.721	28.168	288.8	51:07.954		
16	2	1:35.417	28.074	38.247	29.096	288.0	46:08.194	16	1	1:34.474	27.695	38.561	28.218	290.3	52:42.428		
17	2	1:34.033	27.785	38.104	28.144	287.2	47:42.227	17	1	1:38.715	28.731	39.625	30.359	274.8	54:21.143		
18	2	1:33.631	27.434	37.827	28.370	288.0	49:15.858	18	1	1:37.050	28.199	39.280	29.571	289.5	55:58.193		
19	2	1:35.139	27.714	38.331	29.094	285.7	50:50.997	19	1	1:36.812	29.701	38.877	28.234	289.5	57:35.005		
20	2	1:36.988	28.699	39.585	28.704	287.2	52:27.985	20	1	1:35.323	28.004	38.873	28.446	291.1	59:10.328		
21	2	1:35.886	28.036	38.986	28.864	288.8	54:03.871	21	1	1:44.405	B	29.032	39.260	36.113	290.3	1:00:54.733	
22	2	1:35.383	28.146	39.030	28.207	286.5	55:39.254	22	2	3:49.716	2:42.378	38.719	28.619	209.7	1:04:44.449		
23	2	1:34.375	27.792	38.160	28.423	285.0	57:13.629	23	2	1:35.451	27.802	39.104	28.545	287.2	1:06:19.900		
24	2	1:33.880	27.799	38.010	28.071	285.0	58:47.509	24	2	1:34.426	27.350	38.633	28.443	288.0	1:07:54.326		
25	2	1:35.464	28.094	38.870	28.500	288.0	1:00:22.973	25	2	1:33.420	27.534	37.964	27.922	288.8	1:09:27.746		
26	2	1:35.833	27.584	38.607	29.642	288.8	1:01:58.806	26	2	1:34.944	27.103	38.444	29.394	289.5	1:11:02.687		
27	2	1:36.836	27.576	38.184	31.076	285.7	1:03:35.642	27	2	2:13.790	27.718	49.735	56.337	290.3	1:13:16.477		
28	2	1:41.655	B	28.362	39.383	33.910	288.0	1:05:17.297	28	2	3:05.735	1:12.716	1:19.031	33.988	80.2	1:16:22.212	
29	1	3:17.969	2:09.123	39.599	29.247	206.9	1:08:35.266	29	2	1:34.286	27.555	38.031	28.700	285.0	1:17:56.498		
30	1	1:38.569	29.149	39.890	29.530	282.7	1:10:13.835	30	2	1:36.271	27.907	39.479	28.885	290.3	1:19:32.769		
31	1	1:38.317	27.883	39.742	30.692	280.5	1:11:52.152	31	2	1:33.333	27.416	37.848	28.069	290.3	1:21:06.102		
32	1	3:07.017	51.119	1:19.183	56.715	274.1	1:14:59.169	32	2	1:35.086	27.526	38.704	28.856	291.1	1:22:41.188		
33	1	2:15.658	1:07.330	39.424	28.904	79.6	1:17:14.827	33	2	1:41.796	B	27.768	39.927	34.101	291.1	1:24:22.984	
34	1	1:37.820	28.301	39.274	30.245	284.2	1:18:52.647	34	3	5:23.013	4:14.350	39.490	29.173	209.3	1:29:45.997		
35	1	1:35.994	28.386	39.232	28.376	282.7	1:20:28.641	35	3	1:36.011	28.149	38.640	29.222	289.5	1:31:22.008		
36	1	1:35.283	27.839	39.004	28.440	287.2	1:22:03.924	36	3	1:35.951	28.887	38.495	28.569	290.3	1:32:57.959		
37	1	1:36.232	27.918	39.355	28.959	286.5	1:23:40.156	37	3	1:34.036	27.639	38.126	28.271	289.5	1:34:31.995		
38	1	1:35.192	27.672	38.824	28.696	285.7	1:25:15.348	38	3	1:36.682	27.903	39.695	29.084	291.1	1:36:08.677		
39	1	1:36.083	27.991	39.341	28.751	287.2	1:26:51.431	39	3	1:35.953	28.184	38.861	28.908	288.8	1:37:44.630		
40	1	1:38.335	28.708	39.624	30.003	283.5	1:28:29.766	40	3	1:42.286	27.523	39.492	35.271	290.3	1:39:26.916		
41	1	1:36.391	28.039	38.893	29.459	284.2	1:30:06.157	41	3	1:34.270	27.494	38.235	28.541	288.8	1:41:01.186		
42	1	1:36.580	28.196	39.652	28.732	286.5	1:31:42.737										
43	1	1:43.874	B	28.237	39.516	36.121	288.0	1:33:26.611									
44	3	2:41.182	1:32.781	39.640	28.761	207.7	1:36:07.793										
45	3	4:35.473	27.923	38.676	28.874	280.5	1:37:43.266										
46	3	1:35.791	28.196	38.635	28.960	285.0	1:39:19.057										
47	3	1:36.577	27.896	38.750	29.931	286.5	1:40:55.634										
27 Nielsen Racing 1.Kriton LENTOUDIS 2.Alex QUINN								Oreca 07 - Gibson LMP2 Pro/Am									
28 IDEC Sport 1.Paul LAFARGUE 2.Job VAN UITERT								Oreca 07 - Gibson LMP2									
1	3	2:21.431	1:04.877	43.732	32.822	118.0	2:21.431	1	3	1:34.918	27.483	38.887	28.548	288.8	49:32.227		
2	3	3:08.704	B	1:02.574	1:20.420	45.710	78.0	5:30.135	15	1	1:35.727	28.838	38.721	28.168	288.8	51:07.954	
3	3	18:24.312	...	42.270	42.055	178.2	23:54.447	16	1	1:34.474	27.695	38.561	28.218	290.3	52:42.428		
4	3	2:06.460	45.789	52.130	28.541	142.9	26:00.907	17	1	1:38.715	28.731	39.625	30.359	274.8	54:21.143		
5	3	1:33.701	27.391	37.535	28.775	290.3	27:34.608	18	1	1:37.050	28.199	39.280	29.571	289.5	55:58.193		
6	3	1:33.453	27.229	37.176	29.048	288.8	29:08.061	19	1	1:36.812	29.701	38.877	28.234	289.5	57:35.005		
7	3	1:29.925	26.319	36.453	27.153	291.9	30:37.986	20	1	1:35.323	28.004	38.873	28.446	291.1	59:10.328		
8	3	1:39.308	B	26.638	38.723	33.947	291.1	32:17.294	21	1	1:44.405	B	29.032	39.260	36.113	290.3	1:00:54.733
9	1	9:22.748	8:12.499	39.968	30.281	196.4	41:40.042	22	2	3:49.716	2:42.378	38.719	28.619	209.7	1:04:44.449		
10	1	1:34.730	27.492	39.033	28.205	288.0	43:14.772	23	2	1:35.451	27.802	39.104	28.545	287.2	1:06:19.900		
11	1	1:33.626	27.329	38.077	28.220	288.0	44:48.398	24	2	1:34.426	27.350	38.633	28.443	288.0	1:07:54.326		
12	1	1:34.276	27.865	38.141	28.270	287.2	46:22.674	25	2	1:33.420	27.534	37.964	27.922	288.8	1:09:27.746		
13	1	1:34.635	27.440	38.546	28.649	289.5	47:57.309	26	2	1:34.944	27.103	38.444	29.394	289.5	1:11:02.687		
14	1	1:34.918	27.483	38.887	28.548	288.8	49:32.227	27	2	2:13.790	27.718	49.735	56.337	290.3	1:13:16.477		
15	1	1:35.727	28.838	38.721	28.168	288.8	51:07.954	28	2	3:05.735	1:12.716	1:19.031	33.988	80.2	1:16:22.212		
16	1	1:34.474	27.695	38.561	28.218	290.3	52:42.428	29	2	1:34.286	27.555	38.031	28.700	285.0	1:17:56.498		
17	1	1:38.715	28.731	39.625	30.359	274.8	54:21.143	30	2	1:36.271	27.907	39.479	28.885	290.3	1:19:32.769		
18	1	1:37.050	28.199	39.280	29.571	289.5	55:58.193	31	2	1:33.333	27.416	37.848	28.069	290.3	1:21:06.102		
19	1	1:36.812	29.701	38.877	28.234	289.5	57:35.005	32	2	1:35.086	27.526	38.704	28.856	291.1	1:22:41.188		
20	1	1:35.323	28.004	38.873	28.446	291.1	59:10.328	33	2	1:41.796	B	27.768	39.927	34.101	291.1	1:24:22.984	
21	1	1:44.405	B	29.032	39.2												



European Le Mans Series

4 Hours of Barcelona

Free Practice 1

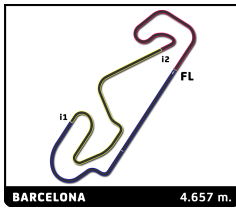
Sector Analysis

Lap under Red Flag											Invalidated Lap	Personal Best	Session Best	B Crossing the pit lane	
Lap	D	Time	Sector 1	Sector 2	Sector 3	T. Spd	Elapsed	Lap	D	Time	Sector 1	Sector 2	Sector 3	T. Spd	Elapsed
6	3	1:30.591	26.352	36.680	27.559	288.8	29:19.956	10	3	1:31.196	26.558	37.045	27.593	290.3	36:48.058
7	3	1:34.409	27.031	38.886	28.492	286.5	30:54.365	11	3	1:31.892	26.877	37.222	27.793	285.0	38:19.950
8	3	1:39.795 B	26.316	39.247	34.232	289.5	32:34.160	12	3	1:39.783 B	28.483	37.650	33.650	282.0	39:59.733
9	2	4:16.899	3:11.825	37.666	27.408	205.3	36:51.059	13	1	4:39.912	3:31.069	39.764	29.079	200.7	44:39.645
10	2	1:31.453	27.084	37.056	27.313	291.1	38:22.512	14	1	4:34.962	27.495	38.485	28.982	290.3	46:14.607
11	2	1:31.974	27.140	37.316	27.518	291.9	39:54.486	15	1	1:35.975	27.444	38.931	29.600	291.9	47:50.582
12	2	1:33.016	26.882	38.173	27.961	291.9	41:27.502	16	1	1:35.022	27.669	38.290	29.063	291.9	49:25.604
13	2	1:32.734	26.920	37.276	28.538	291.9	43:00.236	17	1	1:34.491	27.487	38.027	28.977	290.3	51:00.095
14	2	1:32.789	27.127	37.373	28.289	291.1	44:33.025	18	1	1:36.290	27.641	38.977	29.672	291.9	52:36.385
15	2	1:34.689	28.082	38.354	28.253	290.3	46:07.714	19	1	1:36.309	28.384	39.109	28.816	291.1	54:12.694
16	2	1:33.314	27.529	37.851	27.934	286.5	47:41.028	20	1	1:36.896	28.185	39.333	29.378	291.9	55:49.590
17	2	1:34.073	27.311	38.347	28.415	287.2	49:15.101	21	1	1:34.723	27.407	38.717	28.599	292.7	57:24.313
18	2	1:35.516	27.577	38.245	29.694	279.8	50:50.617	22	1	4:37.303	28.112	38.837	30.354	291.1	59:01.616
19	2	4:36.530	28.351	39.417	28.762	290.3	52:27.147	23	1	1:34.615	27.546	38.339	28.730	291.9	1:00:36.231
20	2	1:36.116	27.669	38.866	29.581	288.8	54:03.263	24	1	1:35.914	27.349	39.313	29.252	291.1	1:02:12.145
21	2	1:39.992 B	28.109	38.406	33.477	291.1	55:43.255	25	1	1:39.322	29.811	40.373	29.138	291.1	1:03:51.467
22	1	3:52.668	2:44.581	38.705	29.382	202.6	59:35.923	26	1	1:42.851 B	28.201	38.992	35.658	290.3	1:05:34.318
23	1	1:36.831	28.832	39.194	28.805	287.2	1:01:12.754	27	2	10:00.392	7:44.320	1:19.430	56.642	79.6	1:15:34.710
24	1	1:37.249	28.368	38.517	30.364	288.8	1:02:50.003	28	2	1:59.499	50.343	39.962	29.194	79.9	1:17:34.209
25	1	1:36.148	28.692	38.678	28.778	276.9	1:04:26.151	29	2	1:37.878	28.051	39.981	29.846	285.7	1:19:12.087
26	1	1:35.148	27.910	38.508	28.730	290.3	1:06:01.299	30	2	1:36.000	27.775	38.856	29.369	287.2	1:20:48.087
27	1	1:34.913	27.616	38.288	29.009	290.3	1:07:36.212	31	2	1:37.313	28.269	39.731	29.313	288.0	1:22:25.400
28	1	1:35.592	28.325	38.631	28.636	289.5	1:09:11.804	32	2	1:36.731	28.182	38.840	29.709	290.3	1:24:02.131
29	1	1:37.525	27.780	39.889	29.856	288.8	1:10:49.329	33	2	1:35.355	27.789	38.780	28.786	288.0	1:25:37.486
30	1	2:00.152	27.897	39.052	53.203	288.8	1:12:49.481	34	2	1:35.601	27.928	38.924	28.749	291.1	1:27:13.087
31	1	3:20.627	1:13.191	1:19.851	47.585	80.4	1:16:10.108	35	2	1:35.889	28.215	38.939	28.735	286.5	1:28:48.976
32	1	1:39.270	29.194	40.076	30.000	274.8	1:17:49.378	36	2	1:37.093	27.843	40.236	29.014	291.1	1:30:26.069
33	1	4:36.344	28.469	38.822	29.053	290.3	1:19:25.722	37	2	1:35.707	27.729	38.973	29.005	288.0	1:32:01.776
34	1	1:35.314	27.862	38.588	28.864	290.3	1:21:01.036	38	2	1:35.494	27.747	38.809	28.938	291.1	1:33:37.270
35	1	1:42.163 B	28.447	39.174	34.542	291.9	1:22:43.199	39	2	1:37.631	28.015	39.695	29.921	289.5	1:35:14.901
36	3	2:48.341	1:40.991	38.768	28.582	209.3	1:25:31.540	40	2	1:37.948	29.002	39.601	29.345	288.8	1:36:52.849
37	3	1:34.580	27.767	38.536	28.277	285.7	1:27:06.120	41	2	1:37.623	28.798	39.745	29.080	285.7	1:38:30.472
38	3	1:34.339	27.678	38.293	28.368	280.5	1:28:40.459	42	2	1:37.485	28.501	39.186	29.798	285.0	1:40:07.957
39	3	1:34.988	27.756	38.299	28.933	279.1	1:30:15.447								
40	3	4:34.853	28.533	38.146	28.174	285.7	1:31:50.300								
41	3	1:36.428	28.278	38.958	29.192	284.2	1:33:26.728								
42	3	1:35.847	28.349	38.376	29.122	288.0	1:35:02.575								
43	3	4:35.621	27.687	38.634	29.303	285.0	1:36:38.196								
44	3	1:34.912	27.783	38.597	28.532	286.5	1:38:13.108								
45	3	4:35.654	27.766	39.339	28.549	281.2	1:39:48.762								
46	3	4:34.455	27.793	38.176	28.486	279.1	1:41:23.217								

30 Duqueine Team		Oreca 07 - Gibson					
1.Giorgio RODA		3.Doriane PIN					
2.Richard VERSCHOOR		LMP2 Pro/Am					
1	3	4:19.506 B	2:07.691	1:13.106	58.709	178.8	4:19.506
2	3	20:08.079	...	41.977	29.059	199.6	24:27.585
3	3	1:34.026	27.499	38.352	28.175	288.0	26:01.611
4	3	1:33.492	27.082	37.409	29.001	287.2	27:35.103
5	3	1:33.933	27.387	37.205	29.341	288.0	29:09.036
6	3	1:30.672	26.468	36.630	27.574	289.5	30:39.708
7	3	1:33.394	27.077	37.558	28.759	288.8	32:13.102
8	3	1:31.069	26.560	37.442	27.067	290.3	33:44.171
9	3	1:32.691	26.587	38.112	27.992	290.3	35:16.862

31 Racing Spirit of Lemans		Ligier JS P325 - Toyota					
1.Ralph MEICHTRY		3.Lenny RIED					
2.Grégory DE SYBOURG		LMP3					
1	3	3:19.466 B	1:27.407	53.256	58.803	142.5	3:19.466
2	3	20:05.383	...	46.804	33.563	177.0	23:24.849
3	3	1:48.314	31.511	43.439	33.364	257.8	25:13.163
4	3	1:41.685	30.712	41.199	29.774	258.4	26:54.848
5	3	1:40.121	29.582	40.864	29.675	261.5	28:34.969
6	3	1:39.072	29.507	40.042	29.523	260.2	30:14.041
7	3	1:38.962	29.421	40.011	29.530	262.8	31:53.003
8	3	1:39.425	29.437	39.946	30.042	262.1	33:32.428
9	3	1:53.313	33.531	47.097	32.685	217.3	35:25.741
10	3	1:48.114 B	29.897	41.228	36.989	260.2	37:13.855
11	2	8:08.425	6:55.254	42.118	31.053	186.9	45:22.280
12	2	1:43.585	30.808	41.517	31.260	257.8	47:05.865
13	2	1:42.967	30.761	41.561	30.645	255.3	48:48.832
14	2	1:41.657	30.069	40.997	30.591	254.7	50:30.489
15	2	1:42.406	30.587	41.261	30.558	254.7	52:12.895
16	2	1:41.954	30.601	41.096	30.257	259.6	53:54.849
17	2	1:42.652	30.683	41.403	30.566	262.1	55:37.501





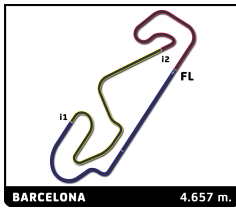
European Le Mans Series

4 Hours of Barcelona

Free Practice 1

Sector Analysis

Lap under Red Flag												Invalidated Lap												Personal Best												Session Best												Crossing the pit lane											
Lap	D	Time	Sector 1	Sector 2	Sector 3	T. Spd	Elapsed	Lap	D	Time	Sector 1	Sector 2	Sector 3	T. Spd	Elapsed	Lap	D	Time	Sector 1	Sector 2	Sector 3	T. Spd	Elapsed	Lap	D	Time	Sector 1	Sector 2	Sector 3	T. Spd	Elapsed	Lap	D	Time	Sector 1	Sector 2	Sector 3	T. Spd	Elapsed																				
33 TF Sport Corvette Z06 LMGT3.R 1.Blake MCDONALD 3.Charlie EASTWOOD 2.Alec UDELL LMGT3																																																											
1	2	2:01.631	41.095	46.287	34.249	169.8	2:01.631																																																				
2	2	2:58.530 B	43.764	1:19.269	55.497	247.1	5:00.161																																																				
3	2	18:11.435	...	45.643	32.164	181.8	23:11.596																																																				
4	2	1:44.650	31.322	42.091	31.237	250.6	24:56.246																																																				
5	2	1:44.654	30.913	41.565	32.176	254.7	26:40.900																																																				
6	2	1:43.060	30.639	41.431	30.990	254.1	28:23.960																																																				
7	2	1:42.504	30.685	41.107	30.712	253.5	30:06.464																																																				
8	2	1:42.419	30.428	41.332	30.659	254.7	31:48.883																																																				
9	2	1:48.056B	30.606	41.286	36.164	254.7	33:36.939																																																				
10	1	6:35.149	5:18.203	43.836	33.110	183.4	40:12.088																																																				
11	1	1:46.787	32.056	42.888	31.843	248.8	41:58.875																																																				
12	1	1:58.867	43.615	43.308	31.944	248.8	43:57.742																																																				
13	1	1:46.451	31.709	42.376	32.366	250.0	45:44.193																																																				
14	1	1:45.705	31.734	42.133	31.838	251.7	47:29.898																																																				
15	1	1:45.163	31.339	42.277	31.547	251.2	49:15.061																																																				
16	1	1:45.273	31.566	42.407	31.300	251.2	51:00.334																																																				
17	1	1:45.582	31.426	42.761	31.395	251.2	52:45.916																																																				
18	1	1:45.668	31.359	42.549	31.760	251.7	54:31.584																																																				
19	1	1:45.884	31.508	42.700	31.676	251.2	56:17.468																																																				
20	1	1:45.642	31.636	42.295	31.711	251.7	58:03.110																																																				
21	1	1:46.955	31.535	43.335	32.085	252.9	59:50.065																																																				
22	1	1:46.143	31.840	42.573	31.730	251.2	1:01:36.208																																																				
23	1	1:46.334	31.741	42.867	31.726	251.2	1:03:22.542																																																				
24	1	1:46.345	31.771	42.669	31.905	251.7	1:05:08.887																																																				
25	1	1:51.426B	31.909	43.063	36.454	251.2	1:07:00.313																																																				
26	3	3:27.889	2:04.611	43.498	39.780	184.9	1:10:28.202																																																				
27	3	1:58.153	31.429	42.082	44.642	251.7	1:12:26.355																																																				
28	3	3:26.792	1:12.385	1:18.503	55.904	79.6	1:15:53.147																																																				
34 Inter Europol Competition Oreca 07 - Gibson 1.Bijoy GARG LMP2 2.Reshad DE GÉRUS																																																											
1	2	3:04.955 B	1:20.443	49.749	54.763	149.8	3:04.955																																																				
2	2	20:16.866	...	45.361	30.528	177.0	23:21.821																																																				
3	2	1:34.907	28.602	38.383	27.922	282.0	24:56.728																																																				
4	2	1:33.128	27.317	38.035	27.776	291.1	26:29.856																																																				
5	2	1:31.174	26.790	36.816	27.568	292.7	28:01.030																																																				
6	2	1:33.160	26.853	37.369	28.938	295.1	29:34.190																																																				
7	2	1:39.474B	26.691	38.522	34.261	294.3	31:13.664																																																				
8	1	31:38.214	...	39.973	29.353	194.2	1:02:51.878																																																				
9	1	1:35.119	28.542	38.211	28.366	287.2	1:04:26.997																																																				
10	1	1:38.417	27.461	40.841	30.115	290.3	1:06:05.414																																																				
11	1	1:32.831	27.180	37.509	28.142	288.8	1:07:38.245																																																				
12	1	1:34.230	27.422	38.174	28.634	291.1	1:09:12.475																																																				
13	1	1:37.532	27.573	40.144	29.815	291.1	1:10:50.007																																																				
14	1	2:04.593	27.682	40.994	55.917	290.3	1:12:54.600																																																				
15	1	3:17.542	1:13.559	1:19.980	44.003	79.5	1:16:12.142																																																				
16	1	1:37.425	28.466	39.522	29.437	288.0	1:17:49.567																																																				
17	1	1:36.400	29.043	38.405	28.952	291.1	1:19:25.967																																																				
18	1	1:36.310	28.035	38.682	29.593	293.5	1:21:02.277																																																				
19	1	1:36.419	27.675	38.827	29.917	290.3	1:22:38.696																																																				
20	1	1:43.062B	28.393	40.133	34.536	295.1	1:24:21.758																																																				
21	2	4:17.396	3:10.435	38.528	28.433	210.1	1:28:39.154																																																				
22	2	1:35.694	27.443	38.695	29.556	289.5	1:30:14.848																																																				
23	2	1:33.864	27.438	37.993	28.433	288.8	1:31:48.712																																																				
24	2	1:40.953B	28.675	38.574	33.704	291.9	1:33:29.665																																																				
25	2	4:32.719	3:25.344	38.846	28.529	210.1	1:38:02.384																																																				
26	2	1:34.438	27.463	38.084	28.891	289.5	1:39:36.822																																																				
27	2	1:36.691	28.144	38.507	30.040	288.0	1:41:13.513																																																				
35 Ultimate Ligier JS P325 - Toyota 1.Terrence WOODWARD LMP3 2.Lucas FECURY 3.Sebastian GRAVLUND																																																											
1	3	3:18.409 B	1:24.255	51.7																																																							



European Le Mans Series

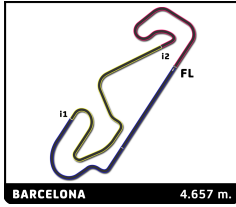
4 Hours of Barcelona

Free Practice 1

Sector Analysis

Lap under Red Flag							Invalidated Lap		Personal Best	Session Best	B Crossing the pit lane				
Lap	D	Time	Sector 1	Sector 2	Sector 3	T. Spd	Elapsed	Lap	D	Time	Sector 1	Sector 2	Sector 3	T. Spd	Elapsed
19	1	1:47.975	32.020	43.428	32.527	251.7	55:21.989	26	1	3:06.765	1:12.546	1:18.932	35.287	79.6	1:16:33.760
20	1	1:47.773	31.937	43.473	32.363	251.7	57:09.762	27	1	1:48.915	32.756	43.760	32.399	248.3	1:18:22.675
21	1	1:48.044	32.340	43.051	32.653	251.7	58:57.806	28	1	1:47.304	31.995	43.090	32.219	248.8	1:20:09.979
22	1	1:48.142	32.323	43.223	32.596	250.6	1:00:45.948	29	1	1:47.945	32.080	43.604	32.264	250.0	1:21:57.924
23	1	1:48.722	32.266	43.748	32.708	250.0	1:02:34.670	30	1	1:48.875	32.552	43.803	32.520	251.7	1:23:46.799
24	1	1:48.595	32.586	43.657	32.352	251.7	1:04:23.265	31	1	1:48.024	31.984	43.559	32.481	250.0	1:25:34.823
25	1	1:47.559	31.996	43.235	32.328	252.3	1:06:10.824	32	1	1:47.591	32.069	43.332	32.190	250.6	1:27:22.414
26	1	1:48.143	32.038	43.429	32.676	251.2	1:07:58.967	33	1	1:47.394	31.582	43.083	32.729	251.2	1:29:09.808
27	1	1:48.533	32.126	43.628	32.779	250.0	1:09:47.500	34	1	1:52.058 B	31.853	42.760	37.445	250.6	1:31:01.866
28	1	1:48.605	31.987	43.721	32.897	251.2	1:11:36.105	35	1	8:00.040 B	6:20.163	53.884	45.993	185.9	1:39:01.906
29	1	2:57.470	42.131	1:19.204	56.135	252.9	1:14:33.575	55 Spirit of Race Ferrari 296 LMGT3 Evo							
30	1	2:37.792	1:13.054	51.365	33.373	79.8	1:17:11.367	1.Duncan CAMERON 3.Matthew GRIFFIN LMGT3							
31	1	1:47.836	31.988	43.345	32.503	250.0	1:18:59.203	2.David PEREL							
32	1	1:47.455	31.777	43.143	32.535	252.3	1:20:46.658	1	1	3:09.163 B	1:13.689	59.253	56.221	115.6	3:09.163
33	1	1:48.981	32.270	43.793	32.918	251.7	1:22:35.639	2	1	20:45.416	...	46.976	32.705	181.8	23:54.579
34	1	1:49.343	32.264	44.431	32.648	252.9	1:24:24.982	3	1	1:47.160	31.979	43.360	31.821	251.2	25:41.739
35	1	1:48.907	32.117	43.869	32.921	252.3	1:26:13.889	4	1	1:44.199	31.102	42.071	31.026	252.3	27:25.938
36	1	1:53.726 B	31.829	43.620	38.277	252.9	1:28:07.615	5	1	1:46.729	31.005	41.964	33.760	252.9	29:12.667
37	1	2:33.794	1:16.836	44.281	32.677	184.0	1:30:41.409	6	1	1:45.261	30.903	42.023	32.335	254.1	30:57.928
38	1	1:45.989	31.641	42.696	31.652	252.3	1:32:27.398	7	1	1:44.682	30.885	42.557	31.240	254.7	32:42.610
39	1	1:45.397	31.469	42.530	31.398	251.7	1:34:12.795	8	1	1:44.020	30.970	41.971	31.079	253.5	34:26.630
40	1	1:44.728	31.381	42.033	31.314	252.3	1:35:57.523	9	1	1:44.008	30.865	41.916	31.227	253.5	36:10.638
41	1	1:45.988	31.434	42.486	32.068	251.7	1:37:43.511	10	1	1:46.688	30.982	42.304	33.402	254.7	37:57.326
42	1	1:45.226	31.607	41.981	31.638	251.7	1:39:28.737	11	1	1:48.326	33.123	42.681	32.522	248.3	39:45.652
43	1	1:45.062	31.192	42.218	31.652	251.7	1:41:13.799	12	1	1:52.630 B	32.151	42.408	38.071	254.1	41:38.282
54 High Class Racing Porsche 911 GT3 R LMGT3							1.Dennis ANDERSEN 3.Laurin HEINRICH LMGT3								
2.Anders FJORBACH															
1	2	2:50.924 B	1:10.001	49.118	51.805	121.3	2:50.924	13	2	3:09.502	1:55.245	42.802	31.455	186.2	44:47.784
2	2	20:19.689	...	44.280	31.644	184.0	23:10.613	14	2	1:44.521	31.081	42.050	31.390	254.7	46:32.305
3	2	1:45.289	31.386	41.887	32.016	250.6	24:55.902	15	2	1:44.188	31.115	41.912	31.161	253.5	48:16.493
4	2	1:42.618	30.819	41.375	30.424	251.7	26:38.520	16	2	1:44.167	31.127	41.863	31.177	252.3	50:00.660
5	2	1:43.616	30.666	41.764	31.186	251.7	28:22.136	17	2	1:44.911	31.014	42.118	31.779	252.3	51:45.571
6	2	1:42.736	30.913	41.273	30.550	254.1	30:04.872	18	2	1:45.168	31.309	42.145	31.714	252.3	53:30.739
7	2	1:42.757	30.498	41.635	30.624	254.1	31:47.629	19	2	1:44.486	31.078	42.078	31.330	252.9	55:15.225
8	2	1:43.453	30.859	41.923	30.671	252.9	33:31.082	20	2	1:45.225	31.353	42.301	31.571	253.5	57:00.450
9	2	1:49.334 B	30.933	42.045	36.356	251.7	35:20.416	21	2	1:44.665	31.355	42.012	31.298	252.9	58:45.115
10	3	3:45.708	2:32.420	42.014	31.274	185.2	39:06.124	22	2	1:44.723	31.177	42.135	31.411	253.5	1:00:29.838
11	3	1:43.948	31.532	41.728	30.688	251.2	40:50.072	23	2	1:44.658	31.098	42.089	31.471	252.9	1:02:14.496
12	3	1:42.641	30.757	41.374	30.510	251.2	42:32.713	24	2	1:44.904	31.150	42.268	31.486	252.3	1:03:59.400
13	3	1:47.562 B	31.130	41.552	34.880	251.2	44:20.275	25	2	1:44.969	31.129	42.261	31.579	252.9	1:05:44.369
14	1	4:04.263	2:46.795	44.589	32.879	184.3	48:24.538	26	2	1:49.288	32.027	43.238	34.023	254.1	1:07:33.657
15	1	1:49.261	32.292	43.705	33.264	249.4	50:13.799	27	2	1:45.209	31.363	42.338	31.508	251.7	1:09:18.866
16	1	2:03.078	33.144	44.525	45.409	250.0	52:16.877	28	2	1:50.798 B	31.431	42.483	36.884	251.7	1:11:09.664
17	1	1:50.606	32.540	44.758	33.308	249.4	54:07.483	29	3	4:42.629	2:22.254	1:21.333	59.042	78.3	1:15:52.293
18	1	1:49.764	32.120	44.422	33.222	251.2	55:57.247	30	3	1:58.423	41.225	44.159	33.039	211.8	1:17:50.716
19	1	1:50.055	32.968	44.235	32.852	251.7	57:47.302	31	3	1:46.540	31.722	43.022	31.796	253.5	1:19:37.256
20	1	1:49.015	32.239	43.667	33.109	251.2	59:36.317	32	3	1:46.226	31.561	42.625	32.040	252.3	1:21:23.482
21	1	1:49.766	32.649	43.985	33.132	251.7	1:01:26.083	33	3	1:47.197	32.750	42.549	31.898	252.3	1:23:10.679
22	1	1:49.234	32.342	43.896	32.993	251.2	1:03:15.314	34	3	1:45.893	31.482	42.542	31.869	252.9	1:24:56.572
23	1	1:54.557 B	32.502	43.791	38.264	250.0	1:05:09.871	35	3	1:47.099	31.885	42.952	32.262	252.3	1:26:43.671
24	1	4:07.423 B	2:18.551	51.296	57.576	180.6	1:09:17.294	36	3	1:46.309	31.742	42.691	31.876	246.0	1:28:29.980
25	1	4:09.701	2:12.190	1:01.122	56.389	177.9	1:13:26.995	37	3	1:46.698	31.562	42.558	32.578	252.9	1:30:16.678
								38	3	2:00.479 B	35.077	45.607	39.795	203.0	1:32:17.157





European Le Mans Series

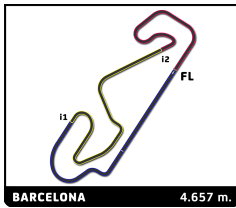
4 Hours of Barcelona

Free Practice 1

Sector Analysis

Lap under Red Flag							Invalidated Lap		Personal Best		Session Best		B Crossing the pit lane			
Lap	D	Time	Sector 1	Sector 2	Sector 3	T. Spd	Elapsed	Lap	D	Time	Sector 1	Sector 2	Sector 3	T. Spd	Elapsed	
57 Kessel Racing							Ferrari 296 LMGT3 Evo									
			1. Takeshi KIMURA		3. Daniel SERRA		LMGT3									
			2. Mathys JAUBERT													
1	3	3:25.252 B	1:37.858	48.470	58.924	152.3	3:25.252	7	2	1:43.687	30.667	41.577	31.443	254.7	32:15.930	
2	3	20:32.646	...	44.888	32.009	177.3	23:57.898	8	2	1:44.352	30.911	42.097	31.344	254.7	34:00.282	
3	3	1:47.569	31.387	43.557	32.625	251.7	25:45.467	9	2	1:43.379	30.931	41.655	30.793	252.9	35:43.661	
4	3	1:41.577	30.455	40.982	30.140	252.9	27:27.044	10	2	1:43.906	30.687	42.187	31.032	252.9	37:27.567	
5	3	1:44.075	30.567	41.543	31.965	253.5	29:11.119	11	2	1:48.508 B	31.005	41.941	35.562	252.3	39:16.075	
6	3	1:42.266	30.441	41.312	30.513	254.1	30:53.385	12	3	3:30.493	2:15.996	42.468	32.029	186.5	42:46.568	
7	3	1:42.843	30.676	41.315	30.852	252.9	32:36.228	13	3	1:44.320	30.930	41.822	31.568	254.7	44:30.888	
8	3	1:43.423	30.949	41.686	30.788	253.5	34:19.651	14	3	1:46.245	31.280	42.393	32.572	255.3	46:17.133	
9	3	1:43.383	30.920	41.716	30.747	252.9	36:03.034	15	3	1:43.975	30.816	41.858	31.301	254.7	48:01.108	
10	3	1:43.227	30.746	41.567	30.914	251.7	37:46.261	16	3	1:44.204	30.976	42.059	31.169	254.1	49:45.312	
11	3	1:49.746 B	30.850	41.688	37.208	251.7	39:36.007	17	3	1:44.167	30.905	41.947	31.345	254.1	51:29.479	
12	2	3:02.666	1:49.117	42.351	31.198	184.9	42:38.673	18	3	1:44.412	31.091	41.912	31.409	254.7	53:13.891	
13	2	1:44.618	31.065	42.231	31.322	251.2	44:23.291	19	3	1:47.630	31.252	44.348	32.030	255.3	55:01.521	
14	2	1:44.202	31.095	41.939	31.168	251.7	46:07.493	20	3	1:49.400 B	31.377	42.259	35.764	254.7	56:50.921	
15	2	1:45.206	31.102	42.452	31.652	252.9	47:52.699	21	1	4:10.892	2:54.887	43.767	32.238	185.9	1:01:01.813	
16	2	1:44.371	31.027	42.273	31.071	252.9	49:37.070	22	1	1:48.552	31.716	43.719	33.117	254.1	1:02:50.365	
17	2	1:44.445	31.035	42.065	31.345	251.2	51:21.515	23	1	1:46.930	31.695	43.006	32.229	255.3	1:04:37.295	
18	2	1:44.825	31.195	42.314	31.316	251.7	53:06.340	24	1	1:46.992	31.530	43.025	32.437	253.5	1:06:24.287	
19	2	1:45.240	31.253	42.396	31.591	252.3	54:51.580	25	1	1:48.672	32.257	43.807	32.608	253.5	1:08:12.959	
20	2	1:46.036	31.175	42.797	32.064	251.2	56:37.616	26	1	1:47.731	31.895	43.153	32.683	254.1	1:10:00.690	
21	2	1:50.695 B	31.117	42.764	36.814	252.9	58:28.311	27	1	1:56.196 B	31.812	43.649	40.735	252.3	1:11:56.886	
22	1	3:15.829	1:57.844	44.811	33.174	102.9	1:01:44.140	28	1	4:43.773	2:50.947	1:17.957	34.869	78.4	1:16:40.659	
23	1	1:48.228	32.198	43.317	32.713	250.6	1:03:32.368	29	1	1:48.647	31.805	42.535	34.307	250.6	1:18:29.306	
24	1	1:48.669	32.187	43.611	32.871	250.0	1:05:21.037	30	1	1:44.612	31.000	42.354	31.258	252.9	1:20:13.918	
25	1	1:50.082	32.071	44.539	33.472	251.2	1:07:11.119	31	1	1:44.311	30.870	41.907	31.534	254.7	1:21:58.229	
26	1	1:48.611	31.900	43.377	33.334	251.2	1:08:59.730	32	1	1:44.738	31.028	42.284	31.426	256.5	1:23:42.967	
27	1	1:52.058	33.149	43.649	35.260	250.0	1:10:51.788	33	1	1:43.900	30.740	41.979	31.181	253.5	1:25:26.867	
28	1	2:26.139 B	32.451	54.356	59.332	250.0	1:13:17.927	34	1	1:44.713	30.862	42.289	31.562	254.7	1:27:11.580	
29	1	4:20.289	3:03.160	44.417	32.712	78.8	1:17:38.216	35	1	1:52.248 B	31.120	42.872	38.256	253.5	1:29:03.828	
30	1	1:53.118	32.366	45.163	35.589	249.4	1:19:31.334	36	2	6:21.333	5:05.961	43.054	32.318	185.9	1:35:25.161	
31	1	1:45.739	31.342	42.962	31.435	251.2	1:21:17.073	37	2	1:47.296	32.044	42.930	32.322	250.6	1:37:12.457	
32	1	1:44.729	31.180	41.921	31.628	252.3	1:23:01.802	38	2	1:52.405 B	31.571	43.211	37.623	254.1	1:39:04.862	
33	1	1:44.496	31.021	41.987	31.488	251.7	1:24:46.298									
34	1	1:44.491	30.974	41.971	31.546	251.2	1:26:30.789									
35	1	1:44.638	30.949	42.196	31.493	251.2	1:28:15.427									
36	1	1:53.606 B	31.235	43.906	38.465	252.3	1:30:09.033									
37	2	4:15.161	3:02.171	41.928	31.062	185.9	1:34:24.194									
38	2	1:43.124	30.748	41.634	30.742	251.7	1:36:07.318									
39	2	1:45.659	31.137	42.212	32.310	251.2	1:37:52.977									
40	2	1:43.975	31.504	41.601	30.870	250.6	1:39:36.952									
41	2	1:44.056	30.894	41.710	31.452	252.3	1:41:21.008									
59 Racing Spirit of Lemans							Aston Martin Vantage AMR LMGT3									
			1. Clément MATEU		3. Valentin HASSE CLOT		LMGT3									
			2. Marius FOSSARD													
1	2	4:00.461 B	1:46.839	1:15.112	58.510	177.3	4:00.461									
2	2	19:37.743	...	46.765	33.892	180.6	23:38.204									
3	2	1:45.278	31.682	42.643	30.953	251.2	25:23.482									
4	2	1:43.482	31.249	41.676	30.557	254.1	27:06.964									
5	2	1:42.577	30.757	41.455	30.365	253.5	28:49.541									
6	2	1:42.702	30.748	41.507	30.447	254.1	30:32.243									
62 Team Qatar by Iron Lynx							Mercedes-AMG LMGT3									
			1. Abdulla Ali AL-KHELAIFI		3. Adam CHRISTODOULOU		LMGT3									
			2. Julian HANSES													
1	3	3:22.024 B	1:28.221	52.752	1:01.051	154.3	3:22.024									
2	3	20:51.234	...	44.907	33.604	181.5	24:13.258									
3	3	1:45.396	31.923	42.396	31.077	253.5	25:58.654									
4	3	1:43.282	31.069	41.604	30.609	252.9	27:41.936									
5	3	1:43.624	30.953	41.821	30.850	253.5	29:25.560									
6	3	1:43.801	30.983	41.664	31.154	255.3	31:09.361									
7	3	1:44.159	31.291	41.827	31.041	255.9	32:53.520									
8	3	1:44.342	30.982	42.037	31.293	255.9	34:37.832									
9	3	1:50.434 B	31.601	42.262	36.571	255.9	36:28.266									
10	2	4:46.862	3:32.403	43.061	31.398	182.7	41:15.128									
11	2	1:44.342	31.187	41.802	31.353	251.7	42:59.470									
12	2	1:44.768	31.333	42.195	31.240	254.1	44:44.238									
13	2	1:44.732	31.110	42.257	31.365	251.7	46:28.970									
14	2	1:44.399	31.118	42.008	31.273	252.3	48:13.369									
15	2	1:44.642	31.175	42.240	31.227	251.7	49:58.011									
16	2	1:45.108	31.138	42.612	31.358	251.7	51:43.119									
17	2	1:50.973 B	31.304	42.863	36.806	253.5	53:34.092									
18	1	3:05.357	1:47.415	44.667	33.275	184.9	56:39.449									





European Le Mans Series

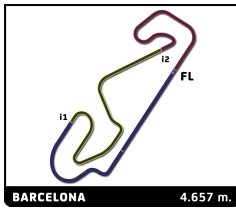
4 Hours of Barcelona

Free Practice 1

Sector Analysis

Lap under Red Flag												Invalidated Lap	Personal Best	Session Best	B Crossing the pit lane
Lap	D	Time	Sector 1	Sector 2	Sector 3	T. Spd	Elapsed	Lap	D	Time	Sector 1	Sector 2	Sector 3	T. Spd	Elapsed
63 Iron Lynx Mercedes-AMG LMG T3 1.Ameerh NARAN 3.Sergio SETTE CAMARA LMG T3 2.Rui ANDRADE															
19	1	1:47.551	31.805	43.567	32.179	252.9	58:27.000	31	1	1:47.891	32.324	43.215	32.352	253.5	1:24:02.379
20	1	1:46.191	31.364	42.742	32.085	252.3	1:00:13.191	32	1	1:48.449	31.817	43.415	33.217	255.3	1:25:50.828
21	1	1:47.024	31.412	42.796	32.816	252.9	1:02:00.215	33	1	1:47.695	32.107	42.926	32.662	255.9	1:27:38.523
22	1	1:49.776	32.259	44.576	32.941	253.5	1:03:49.991	34	1	1:47.600	32.008	42.926	32.666	254.7	1:29:26.123
23	1	1:52.819	B 31.899	43.426	37.494	253.5	1:05:42.810	35	1	1:48.336	32.467	43.141	32.728	255.3	1:31:14.459
24	1	5:50.092	4:31.824	43.888	34.380	184.3	1:11:32.902	36	1	1:48.849	31.735	43.335	33.779	254.1	1:33:03.308
25	1	2:53.863	37.811	1:19.352	56.700	251.7	1:14:26.765	37	1	1:48.109	32.057	43.161	32.891	254.1	1:34:51.417
26	1	2:38.304	1:12.882	52.144	33.278	79.7	1:17:05.069	38	1	1:49.294	31.994	43.878	33.422	253.5	1:36:40.711
27	1	1:47.706	31.870	43.202	32.634	252.3	1:18:52.775	39	1	1:48.436	32.547	43.130	32.759	254.7	1:38:29.147
28	1	1:48.556	31.803	44.100	32.653	252.9	1:20:41.331	40	1	1:52.947	B 32.232	43.263	37.452	253.5	1:40:22.094
29	1	1:47.993	31.793	43.312	32.888	255.3	1:22:29.324								
30	1	1:47.934	32.110	43.297	32.527	255.3	1:24:17.258								
31	1	1:54.681	B 31.748	44.361	38.572	255.9	1:26:11.939								
32	2	3:40.832	2:25.491	43.231	32.110	184.3	1:29:52.771								
33	2	1:46.039	31.442	42.650	31.947	254.7	1:31:38.810								
34	2	1:46.555	31.507	42.918	32.130	256.5	1:33:25.365								
35	2	1:48.317	32.190	43.070	33.057	255.3	1:35:13.682								
36	2	1:46.984	31.937	42.898	32.149	255.3	1:37:00.666								
37	2	1:47.948	32.494	43.097	32.357	253.5	1:38:48.614								
38	2	1:52.291	B 31.616	43.240	37.435	253.5	1:40:40.905								
68 M Racing Ligier JS P325 - Toyota 1.Nick ADCOCK 3.Thomas IMBOURG LMP3 2.Quentin ANTONEL															
1	2	2:23.649	54.773	51.517	37.359	138.5	2:23.649								
2	2	3:14.085	B 1:11.136	1:19.400	43.549	78.7	5:37.734								
3	2	18:46.164	...	44.273	31.244	177.0	24:23.898								
4	2	1:44.849	30.250	41.542	33.057	257.1	26:08.747								
5	2	1:40.360	29.444	40.180	30.736	261.5	27:49.107								
6	2	1:39.923	29.520	40.435	29.968	264.7	29:29.030								
7	2	1:40.501	29.349	40.050	31.102	263.4	31:09.531								
8	2	1:56.812	29.941	49.262	37.609	265.4	33:06.343								
9	2	1:49.042	29.933	41.519	37.590	260.9	34:55.385								
10	2	1:39.021	29.457	40.016	29.548	262.8	36:34.406								
11	2	1:44.144	B 29.577	40.263	34.304	264.1	38:18.550								
12	3	5:31.034	4:18.673	41.607	30.754	187.2	43:49.584								
13	3	1:41.911	30.465	40.987	30.459	262.8	45:31.495								
14	3	1:41.768	30.205	40.859	30.704	259.0	47:13.263								
15	3	1:42.212	30.291	41.292	30.629	261.5	48:55.475								
16	3	1:42.690	31.179	40.981	30.530	260.9	50:38.165								
17	3	1:41.531	30.052	40.904	30.575	259.6	52:19.696								
18	3	1:43.452	30.290	41.187	31.975	264.1	54:03.148								
19	3	1:42.450	30.905	41.053	30.492	259.0	55:45.598								
20	3	1:48.082	B 30.050	41.219	36.813	261.5	57:33.680								
21	1	8:02.964	6:47.406	43.235	32.323	183.4	1:05:36.644								
22	1	1:45.090	31.297	42.228	31.565	255.9	1:07:21.734								
23	1	1:45.220	30.880	42.443	31.897	257.1	1:09:06.954								
24	1	1:45.510	31.147	42.720	31.643	257.8	1:10:52.464								
25	1	2:21.058	31.768	52.933	56.357	259.6	1:13:13.522								
26	1	3:08.704	1:12.806	1:19.237	36.661	79.4	1:16:22.226								
27	1	1:44.207	31.084	41.824	31.299	255.9	1:18:06.433								
28	1	1:46.706	31.018	42.428	33.260	255.3	1:19:53.139								
29	1	1:44.757	31.081	42.298	31.378	257.1	1:21:37.896								
30	1	1:50.353	B 30.765	41.635	37.953	259.0	1:23:28.249								
31	3	5:48.058	4:34.835	42.148	31.075	187.2	1:29:16.307								
32	3	1:44.046	31.081	41.961	31.004	262.8	1:31:00.353								
33	3	1:41.977	30.238	41.089	30.650	260.9	1:32:42.330								
34	3	1:42.456	30.401	41.265	30.790	259.6	1:34:24.786								
35	3	1:42.998	30.647	41.622	30.729	263.4	1:36:07.784								
36	3	1:49.963	B 31.191	41.821	36.951	263.4	1:37:57.747								
74 Kessel Racing Ferrari 296 LMG T3 Evo 1.Andrew GILBERT 3.Romain LEROUX LMG T3 2.Fran RUEDA															
1	3	24:10.758	...	44.885	31.604	170.6	24:10.758								





European Le Mans Series
4 Hours of Barcelona
Free Practice 1

Sector Analysis

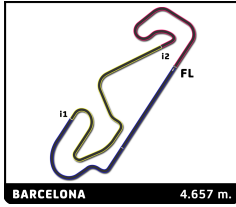
Lap under Red Flag Invalidated Lap Personal Best Session Best B Crossing the pit lane

Lap	D	Time	Sector 1	Sector 2	Sector 3	T. Spd	Elapsed	Lap	D	Time	Sector 1	Sector 2	Sector 3	T. Spd	Elapsed
2	3	1:43.696	31.230	41.784	30.682	250.0	25:54.454	16	1	2:26.978	31.349	1:23.554	32.075	250.0	55:30.479
3	3	1:42.999	30.721	41.224	31.054	251.7	27:37.453	17	1	1:46.487	31.338	43.105	32.044	251.7	57:16.966
4	3	1:42.726	30.592	41.547	30.587	252.3	29:20.179	18	1	4:50.598	31.413	42.642	36.543	250.6	59:07.564
5	3	1:45.440	31.356	42.498	31.586	254.7	31:05.619	19	1	1:57.205	33.890	44.748	38.567	246.0	1:01:04.769
6	3	1:43.323	30.769	41.933	30.621	251.7	32:48.942	20	2	5:35.566	4:21.060	42.978	31.528	180.3	1:06:40.335
7	3	1:43.160	30.771	41.737	30.652	251.7	34:32.102	21	2	1:44.229	31.202	41.788	31.239	249.4	1:08:24.564
8	3	1:43.633	30.811	41.769	31.053	251.7	36:15.735	22	2	1:43.574	30.948	41.652	30.974	250.6	1:10:08.138
9	3	1:44.255	30.918	42.297	31.040	251.2	37:59.990	23	2	1:44.193	30.886	42.099	31.208	250.6	1:11:52.331
10	3	1:44.992	31.201	42.405	31.386	251.7	39:44.982	24	2	3:09.156	53.319	1:18.863	56.974	230.3	1:15:01.487
11	3	1:46.133	31.362	42.568	32.203	250.0	41:31.115	25	2	2:20.320	1:06.714	42.303	31.303	79.6	1:17:21.807
12	3	1:49.906	31.233	41.994	36.679	250.0	43:21.021	26	2	1:43.353	30.958	41.650	30.745	251.7	1:19:05.160
13	1	10:42.122	9:24.157	45.045	32.920	180.3	54:03.143	27	2	1:43.658	30.808	41.807	31.043	252.3	1:20:48.818
14	1	1:53.107	33.148	45.550	34.409	250.0	55:56.250	28	2	1:44.702	30.796	42.374	31.532	254.1	1:22:33.520
15	1	1:48.925	32.330	44.236	32.359	248.3	57:45.175	29	2	1:44.893	31.176	41.927	31.790	252.3	1:24:18.413
16	1	1:47.497	31.994	43.087	32.416	250.0	59:32.672	30	2	1:47.348	31.126	43.643	32.579	253.5	1:26:05.761
17	1	1:48.030	31.987	43.404	32.639	250.0	1:01:20.702	31	2	1:45.344	31.977	41.917	31.450	249.4	1:27:51.105
18	1	1:47.292	31.913	43.157	32.222	250.0	1:03:07.994	32	2	1:44.044	30.987	41.898	31.159	251.2	1:29:35.149
19	1	1:46.880	31.931	42.890	32.059	249.4	1:04:54.874	33	2	1:47.110	33.524	42.055	31.531	240.0	1:31:22.259
20	1	1:47.021	32.169	42.849	32.003	249.4	1:06:41.895	34	2	1:45.174	31.179	42.488	31.507	252.3	1:33:07.433
21	1	1:46.794	31.812	43.129	31.853	250.0	1:08:28.689	35	2	1:44.521	31.100	41.911	31.510	251.2	1:34:51.954
22	1	1:48.001	32.084	43.159	32.758	249.4	1:10:16.690	36	2	1:45.528	31.879	42.247	31.402	251.7	1:36:37.482
23	1	2:06.243	31.824	43.714	50.705	249.4	1:12:22.933	37	2	1:45.094	31.370	42.055	31.669	251.2	1:38:22.576
24	2	7:20.957	6:06.393	42.892	31.672	184.0	1:19:43.890	38	2	1:45.400	31.209	42.191	32.000	250.6	1:40:07.976
25	2	1:45.155	31.391	42.393	31.371	251.7	1:21:29.045								
26	2	1:45.792	31.537	42.363	31.892	251.7	1:23:14.837								
27	2	1:45.769	31.442	42.636	31.691	250.6	1:25:00.606								
28	2	1:45.800	31.567	42.641	31.592	251.2	1:26:46.406								
29	2	1:45.400	31.381	42.464	31.555	251.2	1:28:31.806								
30	2	1:46.055	31.592	42.429	32.034	251.2	1:30:17.861								
31	2	1:45.859	31.605	42.557	31.697	252.9	1:32:03.720								
32	2	1:45.943	31.333	42.695	31.915	251.2	1:33:49.663								
33	2	1:45.916	31.539	42.801	31.576	251.7	1:35:35.579								
34	2	1:46.473	31.456	42.870	32.147	249.4	1:37:22.052								
35	2	1:46.220	31.696	42.693	31.831	250.6	1:39:08.272								
36	2	1:46.557	31.638	42.816	32.103	248.8	1:40:54.829								

75		Proton Competition		Porsche 911 GT3 R LMGTS3			
1.	Matthew KURZEJEWSKI	3.	Richard LIETZ	LMGTS3			
2.	Thomas SARGENT						
1	3	3:51.078	1:51.194	1:03.857	56.027	177.9	3:51.078
2	3	19:39.805	...	46.437	35.903	177.9	23:30.883
3	3	1:50.628	31.223	42.630	36.775	252.3	25:21.511
4	3	1:42.755	30.952	41.428	30.375	252.3	27:04.266
5	3	1:42.200	30.616	41.270	30.314	252.9	28:46.466
6	3	1:42.827	30.778	41.556	30.493	252.9	30:29.293
7	3	1:42.538	30.610	41.302	30.626	252.3	32:11.831
8	3	1:49.397	31.101	41.997	36.299	251.7	34:01.228
9	3	6:06.443	4:50.937	42.415	33.091	183.4	40:07.671
10	3	1:45.438	32.182	41.985	31.271	251.2	41:53.109
11	3	1:45.285	32.168	42.116	31.001	251.2	43:38.394
12	3	1:45.310	31.081	42.634	31.595	252.9	45:23.704
13	3	1:50.373	31.501	41.978	36.894	251.2	47:14.077
14	1	4:03.654	2:47.705	43.832	32.117	166.4	51:17.731
15	1	1:45.770	31.623	42.257	31.890	248.8	53:03.501

77		Proton Competition		Porsche 911 GT3 R LMGTS3			
1.	BANKCY	3.	Harry KING	LMGTS3			
2.	Huub VAN EIJNDHOVEN						
1	3	3:38.092	1:43.005	58.012	57.075	110.4	3:38.092
2	3	19:49.440	...	44.043	31.656	182.4	23:27.532
3	3	1:47.917	30.987	42.054	34.876	252.9	25:15.449
4	3	1:42.703	30.898	41.545	30.260	252.3	26:58.152
5	3	1:42.496	30.666	41.211	30.619	252.9	28:40.648
6	3	1:42.719	30.947	41.346	30.426	251.7	30:23.367
7	3	1:42.385	30.665	41.209	30.511	251.7	32:05.752
8	3	1:42.273	30.749	41.132	30.392	252.3	33:48.025
9	3	1:43.447	30.698	41.922	30.827	253.5	35:31.472
10	3	1:42.855	30.710	41.654	30.491	251.7	37:14.327
11	3	1:44.052	31.534	41.800	30.718	250.6	38:58.379
12	3	1:48.050	30.799	41.858	35.393	251.2	40:46.429
13	2	3:43.073	2:29.926	42.033	34.114	183.7	44:29.502
14	2	1:45.016	31.616	42.270	31.130	251.2	46:14.518
15	2	1:44.849	31.300	41.953	31.596	251.2	47:59.367
16	2	1:44.489	31.422	41.974	31.093	250.6	49:43.856
17	2	1:44.446	31.164	41.890	31.392	250.6	51:28.302
18	2	1:44.698	31.114	42.182	31.402	251.7	53:13.000
19	2	1:49.243	31.295	45.454	32.494	251.2	55:02.243
20	2	1:44.978	31.382	42.220	34.376	253.5	56:47.221
21	2	1:44.013	31.089	41.919	31.005	251.7	58:31.234
22	2	1:44.575	31.193	41.944	31.438	251.7	1:00:15.809
23	2	1:45.935	31.196	42.883	31.856	252.3	1:02:01.744
24	2	1:46.340	31.532	43.349	31.459	252.9	1:03:48.084
25	2	1:45.263	31.772	42.147	31.344	251.7	1:05:33.347
26	2	1:44.944	31.360	42.181	31.403	251.7	1:07:18.291
27	2	1:45.599	31.356	42.085	32.158	251.7	1:09:03.890





European Le Mans Series

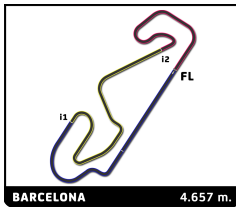
4 Hours of Barcelona

Free Practice 1

Sector Analysis

Lap under Red Flag							Invalidated Lap		Personal Best	Session Best	B Crossing the pit lane											
Lap	D	Time	Sector 1	Sector 2	Sector 3	T. Spd	Elapsed	Lap	D	Time	Sector 1	Sector 2	Sector 3	T. Spd	Elapsed							
28	2	1:46.591	31.561	42.431	32.599	251.2	1:10:50.481	36	1	1:37.578	28.578	39.497	29.503	286.5	1:29:17.253							
29	2	2:17.499	31.379	50.323	55.797	251.7	1:13:07.980	37	1	1:49.698 B	32.170	41.093	36.435	281.2	1:31:06.951							
30	2	3:16.414 B	1:12.250	1:18.734	45.430	79.8	1:16:24.394	38	3	3:00.951	1:52.363	39.832	28.756	210.1	1:34:07.902							
31	1	4:14.567	2:56.115	44.960	33.492	181.5	1:20:38.961	39	3	1:34.181	27.691	38.439	28.051	285.7	1:35:42.083							
32	1	1:49.783	32.535	44.672	32.576	251.2	1:22:28.744	40	3	1:35.718	27.457	39.004	29.257	286.5	1:37:17.801							
33	1	1:47.942	32.209	43.307	32.426	252.3	1:24:16.686	41	3	1:35.602	27.569	38.600	29.433	286.5	1:38:53.403							
34	1	1:48.913	31.982	43.453	33.478	251.7	1:26:05.599	42	3	1:36.029	28.191	38.927	28.911	288.8	1:40:29.432							
35	1	1:49.309	32.338	43.910	33.061	250.0	1:27:54.908	<div style="border: 1px solid black; padding: 5px;"> 85 R-ace GP Duqueine D09 - Toyota LMP3 1.Fabien MICHAL 3.Hugo SCHWARZE 2.Pierre-Alexandre PROVOS </div>							1	3	4:42.868 B	2:25.292	1:19.761	57.815	162.9	4:42.868
36	1	1:48.720	32.102	43.398	33.220	250.6	1:29:43.628								2	3	19:02.425 B	...	46.542	42.867	173.6	23:45.293
37	1	1:49.987	32.553	43.985	33.449	250.0	1:31:33.615	3	3	2:07.658	55.484	42.274	29.900	159.1	25:52.951							
38	1	1:49.089	32.259	43.627	33.203	250.6	1:33:22.704	4	3	1:40.139	29.624	40.388	30.127	257.1	27:33.090							
39	1	1:50.457	33.229	44.482	32.746	252.3	1:35:13.161	5	3	1:43.030	29.626	40.841	32.563	257.1	29:16.120							
40	1	1:48.644	31.906	43.464	33.274	250.6	1:37:01.805	6	3	1:40.270	29.566	40.463	30.241	257.8	30:56.390							
41	1	1:51.489	32.301	44.942	34.246	251.7	1:38:53.294	7	3	1:39.851	29.286	40.201	30.364	258.4	32:36.241							
42	1	1:49.289	32.682	43.643	32.964	250.6	1:40:42.583	8	3	1:38.964	29.329	39.692	29.943	258.4	34:15.205							
														<div style="border: 1px solid black; padding: 5px;"> 83 AF Corse Oreca 07 - Gibson LMP2 Pro/Am 1.François PERRODO 3.Antonio FUOCO 2.Matthieu VAXIVIERE </div>								
1	1	2:34.109 B	1:04.982	47.546	41.581	129.2	2:34.109	9	3	1:38.820	29.566	39.989	29.265	259.6	35:54.025							
2	1	20:52.737	...	45.829	31.451	175.0	23:26.846	10	3	1:48.297	30.262	47.532	30.503	259.6	37:42.322							
3	1	1:40.570	29.316	41.077	30.177	282.7	25:07.416	11	3	1:39.238	29.681	40.197	29.360	257.8	39:21.560							
4	1	1:36.840	28.958	39.236	28.646	275.5	26:44.256	12	3	1:44.696 B	29.283	40.448	34.965	258.4	41:06.256							
5	1	1:34.973	27.716	38.758	28.499	282.0	28:19.229	13	2	11:20.256	...	41.646	30.813	186.5	52:26.512							
6	1	1:33.484	27.437	37.872	28.472	282.0	29:52.710	14	2	1:42.681	30.312	41.542	30.827	255.3	54:09.193							
7	1	1:33.748	27.360	38.088	28.270	288.0	31:26.428	15	2	1:42.955	30.338	42.330	30.287	257.8	55:52.148							
8	1	1:40.601	27.362	38.415	34.824	288.0	33:07.029	16	2	1:40.287	29.872	40.589	29.826	259.0	57:32.435							
9	1	1:39.507	27.725	38.111	33.671	286.5	34:46.536	17	2	1:40.054	29.570	40.737	29.747	258.4	59:12.489							
10	1	1:37.474	28.849	38.904	29.721	286.5	36:24.010	18	2	1:41.078	29.843	40.779	30.456	259.0	1:00:53.567							
11	1	1:36.097	27.712	38.478	29.907	285.7	38:00.107	19	2	1:41.117	29.785	40.747	30.585	259.0	1:02:34.684							
12	1	1:44.569 B	29.241	39.102	36.226	286.5	39:44.676	20	2	1:40.282	29.800	40.506	29.976	257.8	1:04:14.966							
13	3	4:46.136	3:39.069	38.466	28.601	208.5	44:30.812	21	2	1:40.983	29.869	41.103	30.011	260.2	1:05:55.949							
14	3	1:34.305	27.681	38.552	28.072	288.0	46:05.117	22	2	1:41.454	29.718	40.716	30.720	260.2	1:07:37.103							
15	3	1:31.797	27.060	37.346	27.421	286.5	47:36.914	23	2	1:41.913	30.270	41.144	30.499	258.4	1:09:19.016							
16	3	1:32.535	26.902	37.735	27.898	288.0	49:09.449	24	2	1:41.611	29.794	41.128	30.689	259.0	1:11:00.627							
17	3	1:34.898	27.225	39.278	28.395	288.0	50:44.347	25	2	2:21.847 B	29.880	55.021	56.946	259.0	1:13:22.474							
18	3	1:35.577	27.627	38.131	29.819	287.2	52:19.924	26	1	4:33.341	3:17.784	43.703	31.854	184.6	1:17:55.815							
19	3	1:36.402	28.141	40.127	28.134	291.1	53:56.326	27	1	1:43.294	30.713	41.810	30.771	257.1	1:19:39.109							
20	3	1:33.720	27.812	37.661	28.247	288.0	55:30.046	28	1	1:45.082	30.584	42.638	31.860	259.6	1:21:24.191							
21	3	1:32.663	26.977	38.014	27.672	287.2	57:02.709	29	1	1:44.341	31.954	41.607	30.780	260.9	1:23:08.532							
22	3	1:47.063 B	27.573	37.701	41.789	289.5	58:49.772	30	1	1:44.932	30.659	42.118	32.455	261.5	1:24:53.464							
23	3	4:34.701	3:27.872	38.300	28.529	209.3	1:03:24.473	31	1	1:42.936	30.548	41.315	31.073	257.8	1:26:36.400							
24	3	1:34.257	27.733	38.453	28.071	288.8	1:04:58.730	32	1	1:43.607	30.712	41.602	31.293	260.9	1:28:20.007							
25	3	1:34.764	27.697	38.506	28.558	288.0	1:06:33.491	33	1	1:43.727	30.889	41.480	31.358	260.2	1:30:03.734							
26	3	1:34.799	27.442	38.570	28.817	291.1	1:08:08.290	34	1	1:43.780	30.579	42.143	31.058	259.0	1:31:47.514							
27	3	1:40.462 B	27.473	38.352	34.637	287.2	1:09:48.752	35	1	1:49.414	31.802	41.927	35.685	259.6	1:33:36.928							
28	1	5:52.548	3:35.843	1:19.706	56.999	79.2	1:15:41.300	36	1	1:42.746	30.464	41.654	30.631	258.4	1:35:19.674							
29	1	1:56.926	45.937	40.367	30.622	180.3	1:17:38.226	37	1	1:44.650	30.303	41.589	32.758	259.0	1:37:04.324							
30	1	1:38.459	28.694	39.876	29.889	279.8	1:19:16.685	38	1	1:46.287	31.366	43.167	31.754	259.6	1:38:50.611							
31	1	1:41.060	29.858	40.982	30.220	282.7	1:20:57.745	39	1	1:44.159	30.463	42.480	31.216	259.0	1:40:34.770							
32	1	1:40.537	29.020	41.064	30.453	285.0	1:22:38.282	<div style="border: 1px solid black; padding: 5px;"> 86 GR Racing Ferrari 296 LMGT3 Evo LMGTS3 1.Michael WAINWRIGHT 3.Mex JANSEN 2.Lorcan HANAFIN </div>							1	2	2:08.836 B	48.228	44.025	36.583	140.3	2:08.836
33	1	1:42.429	29.611	42.305	30.513	284.2	1:24:20.711															
34	1	1:41.268	29.095	42.126	30.047	284.2	1:26:01.979															
35	1	1:37.696	28.601	39.653	29.442	282.7	1:27:39.675															





European Le Mans Series

4 Hours of Barcelona

Free Practice 1

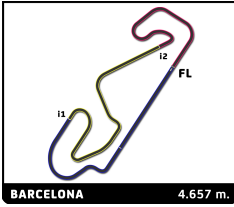
Sector Analysis

Lap	D	Time	Sector 1	Sector 2	Sector 3	T. Spd	Elapsed	Lap	D	Time	Sector 1	Sector 2	Sector 3	T. Spd	Elapsed	
2	2	21:36.821	...	45.771	31.326	182.1	23:45.657	18	1	1:36.882	28.193	39.327	29.362	286.5	49:25.444	
3	2	1:44.275	31.385	41.471	31.419	251.2	25:29.932	19	1	1:37.319	28.679	39.326	29.314	286.5	51:02.763	
4	2	1:41.990	30.626	41.143	30.221	252.9	27:11.922	20	1	1:38.849	28.711	39.435	30.703	287.2	52:41.612	
5	2	1:42.059	30.580	41.106	30.373	252.9	28:53.981	21	1	1:40.776	29.958	40.584	30.234	282.0	54:22.388	
6	2	1:42.493	30.580	41.265	30.648	252.3	30:36.474	22	1	1:38.995	28.996	39.937	30.062	287.2	56:01.383	
7	2	1:43.184	30.888	41.570	30.726	252.9	32:19.658	23	1	1:40.376	28.684	41.562	30.130	289.5	57:41.759	
8	2	1:43.916	30.931	42.038	30.947	252.9	34:03.574	24	1	1:38.973	28.691	40.555	29.727	287.2	59:20.732	
9	2	1:49.233	B	30.911	41.746	36.576	252.3	35:52.807	25	1	1:38.460	28.434	39.853	30.173	287.2	1:00:59.192
10	2	6:02.093	4:47.474	42.860	31.759	186.2	41:54.900	26	1	1:36.951	28.345	39.356	29.250	288.0	1:02:36.143	
11	2	1:44.219	31.072	41.940	31.207	251.2	43:39.119	27	1	1:47.930	B	31.611	40.199	36.120	288.8	1:04:24.073
12	2	1:45.899	31.224	42.337	32.338	253.5	45:25.018	28	2	3:04.373	1:55.096	39.817	29.460	206.9	1:07:28.446	
13	2	1:50.677	B	31.828	42.400	36.449	254.1	47:15.695	29	2	1:37.635	28.293	39.288	30.054	285.0	1:09:06.081
14	1	3:42.974	1:55.893	43.592	33.489	116.0	50:28.669	30	2	1:36.927	28.503	39.398	29.026	286.5	1:10:43.008	
15	1	1:50.250	32.782	43.556	33.912	248.3	52:18.919	31	2	1:59.743	29.106	39.271	51.366	289.5	1:12:42.751	
16	1	1:52.655	32.871	45.676	34.108	247.1	54:11.574	32	2	3:26.018	1:12.775	1:19.996	53.247	80.0	1:16:08.769	
17	1	1:57.697	B	32.414	44.025	41.258	251.2	56:09.271	33	2	1:38.043	28.797	39.509	29.737	280.5	1:17:46.812
18	1	5:12.452	3:51.835	46.380	34.237	147.1	1:01:21.723	34	2	1:35.686	27.947	38.992	28.747	285.0	1:19:22.498	
19	1	1:48.043	32.429	43.189	32.425	250.0	1:03:09.766	35	2	1:36.057	28.045	38.841	29.171	288.0	1:20:58.555	
20	1	1:47.888	31.834	42.739	33.315	250.6	1:04:57.654	36	2	1:36.876	28.379	39.416	29.081	288.8	1:22:35.431	
21	1	1:46.619	31.814	42.622	32.183	248.8	1:06:44.273	37	2	1:37.115	28.508	39.908	28.699	288.8	1:24:12.546	
22	1	1:46.473	31.551	42.704	32.218	251.2	1:08:30.746	38	2	1:37.404	28.011	39.174	30.219	288.0	1:25:49.950	
23	1	1:46.714	31.631	42.895	32.188	250.6	1:10:17.460	39	2	1:35.753	28.141	38.808	28.804	284.2	1:27:25.703	
24	1	2:01.008	31.727	43.481	45.800	251.2	1:12:18.468	40	2	1:35.504	27.989	39.077	28.438	289.5	1:29:01.207	
25	1	3:34.296	B	1:14.131	1:21.334	58.831	79.7	1:15:52.764	41	2	4:35.747	27.761	39.176	28.780	288.0	1:30:36.924
26	1	8:30.077	7:12.361	44.665	33.051	121.2	1:24:22.841	42	2	1:35.986	27.975	39.075	28.936	287.2	1:32:12.910	
27	1	1:48.823	32.083	43.357	33.383	248.8	1:26:11.664	43	2	1:36.540	28.030	39.399	29.111	287.2	1:33:49.450	
28	1	1:46.666	31.936	42.647	32.083	250.0	1:27:58.330	44	2	4:36.502	28.318	39.208	28.976	286.5	1:35:25.952	
29	1	1:55.420	B	31.685	42.673	41.062	250.0	1:29:53.750	45	2	4:38.619	28.164	39.584	30.871	289.5	1:37:04.571
30	3	3:14.776	1:57.830	44.898	32.048	177.0	1:33:08.526	46	2	1:40.276	29.853	40.014	30.409	282.7	1:38:44.847	
31	3	1:44.496	31.499	41.887	31.110	250.0	1:34:53.022	47	2	1:37.803	28.686	39.360	29.757	289.5	1:40:22.650	
32	3	1:46.160	31.143	42.743	32.274	251.7	1:36:39.182									
33	3	1:43.765	31.019	41.619	31.127	251.2	1:38:22.947									
34	3	1:44.349	31.285	41.918	31.146	252.3	1:40:07.296									

88		Proton Competition		Oreca 07 - Gibson				
		1.Horst FELBERMAYR		LMP2 Pro/Am				
		3.Rene BINDER						
		2.Horst Felix FELBERMAYR						
1	3	2:28.832	1:11.674	45.086	32.072	144.4	2:28.832	
2	3	3:19.254	B	1:13.376	1:15.876	50.002	79.5	5:48.086
3	3	17:52.847	...	41.314	29.886	184.3	23:40.933	
4	3	1:36.814	28.655	38.275	29.884	285.7	25:17.747	
5	3	1:34.965	28.033	38.924	28.008	288.0	26:52.712	
6	3	1:31.294	26.932	36.963	27.399	290.3	28:24.006	
7	3	1:33.609	27.450	37.716	28.443	291.1	29:57.615	
8	3	1:32.162	26.967	37.406	27.789	291.9	31:29.777	
9	3	1:33.948	27.263	37.752	28.933	291.1	33:03.725	
10	3	1:33.871	26.923	37.847	29.101	291.1	34:37.596	
11	3	1:33.230	27.171	38.364	27.695	288.0	36:10.826	
12	3	1:32.324	26.983	37.571	27.770	291.1	37:43.150	
13	3	1:33.400	27.003	37.485	28.912	290.3	39:16.550	
14	3	1:39.139	B	27.401	37.983	33.755	288.8	40:55.689
15	1	3:33.726	2:22.901	40.668	30.157	200.7	44:29.415	
16	1	1:40.515	28.629	40.843	31.043	285.7	46:09.930	
17	1	1:38.632	29.152	39.944	29.536	288.8	47:48.562	

99		AO by TF		Oreca 07 - Gibson				
		1.PJ HYETT		LMP2 Pro/Am				
		3.Dane CAMERON						
		2.Louis DELÉTRAZ						
1	3	1:55.662	41.720	42.855	31.087	157.4	1:55.662	
2	3	2:48.176	B	30.069	1:20.411	57.696	282.0	4:43.838
3	3	18:20.085	...	40.789	28.913	197.4	23:03.923	
4	3	1:34.411	27.643	38.798	27.970	283.5	24:38.334	
5	3	1:32.905	27.257	37.703	27.945	287.2	26:11.239	
6	3	1:31.640	27.066	37.310	27.264	289.5	27:42.879	
7	3	1:33.114	26.691	37.923	28.500	291.9	29:15.993	
8	3	1:32.367	27.141	37.786	27.440	290.3	30:48.360	
9	3	1:31.874	26.843	37.363	27.668	291.9	32:20.234	
10	3	1:33.062	27.108	38.083	27.871	291.1	33:53.296	
11	3	1:32.516	27.097	37.661	27.758	290.3	35:25.812	
12	3	1:33.018	26.871	37.504	28.643	288.0	36:58.830	
13	3	1:32.458	26.893	37.722	27.843	288.0	38:31.288	
14	3	1:34.110	27.208	38.423	28.479	289.5	40:05.398	
15	3	1:33.837	27.453	38.248	28.136	290.3	41:39.235	
16	3	1:33.709	27.113	38.295	28.301	289.5	43:12.944	
17	3	1:39.430	B	27.203	37.892	34.335	288.8	44:52.374
18	2	3:42.229	2:34.783	38.677	28.769	208.9	48:34.603	
19	2	1:33.651	27.516	37.982	28.153	285.7	50:08.254	
20	2	1:34.683	27.324	38.012	29.347	291.1	51:42.937	





European Le Mans Series
4 Hours of Barcelona
Free Practice 1

Sector Analysis

Lap under Red Flag Invalidated Lap ■ Personal Best ■ Session Best B Crossing the pit lane															
Lap	D	Time	Sector 1	Sector 2	Sector 3	T. Spd	Elapsed	Lap	D	Time	Sector 1	Sector 2	Sector 3	T. Spd	Elapsed
21	2	1:33.547	27.473	37.844	28.230	285.7	53:16.484								
22	2	1:38.270	27.771	42.063	28.436	289.5	54:54.754								
23	2	1:33.715	27.717	37.960	28.038	288.8	56:28.469								
24	2	1:34.321	27.517	37.928	28.876	290.3	58:02.790								
25	2	1:38.645 B	27.603	38.104	32.938	288.8	59:41.435								
26	2	3:56.462	2:49.477	38.507	28.478	210.1	1:03:37.897								
27	2	1:35.041	27.571	38.414	29.056	288.0	1:05:12.938								
28	2	1:35.430	27.640	38.730	29.060	288.8	1:06:48.368								
29	2	1:34.060	27.462	38.036	28.562	289.5	1:08:22.428								
30	2	1:33.635	27.455	37.858	28.322	288.0	1:09:56.063								
31	2	1:41.730 B	27.603	39.949	34.178	289.5	1:11:37.793								
32	1	5:15.349	3:46.921	58.299	30.129	79.9	1:16:53.142								
33	1	1:39.005	28.675	40.614	29.716	283.5	1:18:32.147								
34	1	1:38.610	28.633	40.183	29.794	285.7	1:20:10.757								
35	1	1:36.911	28.495	39.238	29.178	285.0	1:21:47.668								
36	1	1:38.101	28.064	39.268	30.769	287.2	1:23:25.769								
37	1	1:37.705	28.891	39.273	29.541	282.0	1:25:03.474								
38	1	1:38.071	28.250	39.718	30.103	288.0	1:26:41.545								
39	1	1:38.542	28.372	39.767	30.403	285.7	1:28:20.087								
40	1	1:37.245	28.370	39.438	29.437	286.5	1:29:57.332								
41	1	1:39.223	28.094	39.942	31.187	288.8	1:31:36.555								
42	1	1:38.615	28.825	39.997	29.793	285.7	1:33:15.170								
43	1	1:37.742	28.046	39.427	30.269	285.7	1:34:52.912								
44	1	1:39.845	29.754	40.309	29.782	285.7	1:36:32.757								
45	1	1:37.851	28.253	39.435	30.163	286.5	1:38:10.608								
46	1	1:39.382	28.616	40.617	30.149	285.0	1:39:49.990								
47	1	1:37.490	28.424	39.399	29.667	285.7	1:41:27.480								

