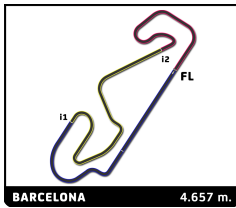


## European Le Mans Series 4 Hours of Barcelona Bronze Driver Collective Test

### Sector Analysis

Lap under Red Flag										Invalidated Lap		Personal Best		Session Best		B Crossing the pit lane					
Lap	D	Time	Sector 1	Sector 2	Sector 3	T. Spd	Elapsed	Lap	D	Time	Sector 1	Sector 2	Sector 3	T. Spd	Elapsed						
<b>3</b>		<b>DKR Engineering</b>		3. Sebastian ALVAREZ		Oreca 07 - Gibson LMP2 Pro/Am															
		1. Jean GLORIEUX																			
		2. Marlon HERNANDEZ																			
1	1	2:16.747 <b>B</b>	49.809	45.975	40.963	170.3	2:16.747	2	1	1:48.694	30.682	45.170	32.842	252.9	3:44.813						
2	1	6:23.929	4:04.625	1:19.662	59.642	79.6	8:40.676	3	1	2:09.883	38.090	47.516	44.277	213.9	5:54.696						
3	1	2:23.620	1:09.274	42.554	31.792	169.0	11:04.296	4	1	3:20.327	1:14.479	1:20.781	45.067	78.9	9:15.023						
4	1	1:36.837	28.628	39.311	28.898	283.5	12:41.133	5	1	1:44.552	30.201	45.151	29.200	282.7	10:59.575						
5	1	1:37.101	27.597	39.919	29.585	287.2	14:18.234	6	1	1:36.688	27.467	38.872	30.349	288.0	12:36.263						
6	1	1:37.633	28.834	39.501	29.298	286.5	15:55.867	7	1	1:33.169	27.300	37.568	28.301	289.5	14:09.432						
7	1	1:34.845	27.787	38.365	28.693	283.5	17:30.712	8	1	1:32.907	27.613	37.437	27.857	288.8	15:42.339						
8	1	1:34.850	27.812	38.841	28.197	287.2	19:05.562	9	1	1:33.654	27.958	37.840	27.856	291.1	17:15.993						
9	1	1:34.570	27.560	38.622	28.388	288.0	20:40.132	10	1	1:40.977	28.296	41.750	30.931	290.3	18:56.970						
10	1	1:35.056	27.389	38.169	29.498	288.8	22:15.188	11	1	1:33.275	27.271	38.122	27.882	291.9	20:30.245						
11	1	1:35.207	27.441	38.134	29.632	287.2	23:50.395	12	1	1:39.606 <b>B</b>	27.114	38.675	33.817	291.1	22:09.851						
12	1	1:37.926	28.125	39.155	30.646	286.5	25:28.321	13	1	2:38.718	1:31.569	38.694	28.455	210.9	24:48.569						
14	1	2:48.335 <b>B</b>	39.961	1:18.014	50.360	291.1	29:12.119	14	1	1:35.215	27.992	38.720	28.503	288.0	26:23.784						
15	1							15	1												
<b>4</b>		<b>DKR Engineering</b>		3. Wyatt BRICHACEK		Ligier JS P325 - Toyota LMP3															
		1. Antti RAMMO																			
		2. Romain FAVRE																			
1	1	4:01.854	2:36.621	51.182	34.051	137.9	4:01.854	1	1	2:24.861	54.818	51.925	38.118	157.4	2:24.861						
2	1	2:09.998	34.155	43.707	52.136	211.4	6:11.852	2	1	1:53.247	34.910	44.677	33.660	203.4	4:18.108						
3	1	3:09.976	1:12.924	1:19.491	37.561	79.1	9:21.828	3	1	2:16.259	32.501	46.845	56.913	210.9	6:34.367						
4	1	1:43.115	31.051	41.539	30.525	252.3	11:04.943	4	1	3:02.829	1:13.279	1:17.521	32.029	79.0	9:37.196						
5	1	1:44.233	30.802	42.225	31.206	259.0	12:49.176	5	1	1:45.098	31.187	42.248	31.663	254.1	11:22.294						
6	1	1:43.242	30.882	41.566	30.794	259.6	14:32.418	6	1	1:45.784	31.363	42.653	31.768	259.0	13:08.078						
7	1	1:42.248	30.300	41.350	30.598	259.6	16:14.666	7	1	1:44.103	30.761	41.974	31.368	257.8	14:52.181						
8	1	1:41.609	30.135	41.268	30.206	259.0	17:56.275	8	1	1:43.370	30.524	42.274	30.572	258.4	16:35.551						
9	1	1:43.767	30.291	42.159	31.347	260.2	19:40.042	9	1	1:42.591	30.432	41.317	30.842	257.8	18:18.142						
10	1	1:43.670	31.834	41.455	30.381	260.9	21:23.712	10	1	1:42.929	30.287	41.758	30.884	259.6	20:01.071						
11	1	1:41.418	30.083	41.048	30.287	259.0	23:05.130	11	1	1:44.627	30.900	42.352	31.375	261.5	21:45.698						
12	1	1:41.625	30.177	41.053	30.395	259.6	24:46.755	12	1	1:45.057	31.126	42.054	31.877	261.5	23:30.755						
13	1	1:42.389	30.117	41.515	30.757	257.8	26:29.144	13	1	1:45.329	30.712	43.053	31.564	260.2	25:16.084						
14	1	3:02.756 <b>B</b>	46.185	1:19.091	57.480	259.6	29:31.900	14	1	2:04.907 <b>B</b>	31.648	41.558	51.701	258.4	27:20.991						
<b>5</b>		<b>Rinaldi Racing</b>		3. Mikkel Gaarde PEDERSEN		Ligier JS P325 - Toyota LMP3															
		1. Jose FERNANDES CAUTE																			
		2. Alwise RODELLA																			
1	1	3:38.976	2:08.162	54.460	36.354	119.7	3:38.976	1	1	2:17.316	58.459	46.996	31.861	128.9	2:17.316						
2	1	1:58.396	34.279	43.670	40.447	197.1	5:37.372	2	1	1:44.762	31.877	42.220	30.665	231.8	4:02.078						
3	1	3:27.298	1:13.045	1:19.358	54.895	79.2	9:04.670	3	1	2:03.099 <b>B</b>	31.309	41.366	50.424	221.3	6:05.177						
4	1	1:50.436	35.213	43.605	31.618	241.1	10:55.106	4	1	5:30.880	4:12.540	46.272	32.068	154.3	11:36.057						
5	1	1:42.582	30.391	41.343	30.848	254.1	12:37.688	5	1	1:42.626	30.766	41.617	30.243	255.9	13:18.683						
6	1	1:43.646	30.869	41.854	30.923	258.4	14:21.334	6	1	1:41.280	30.417	41.029	29.834	260.2	14:59.963						
7	1	1:41.372	30.125	40.972	30.275	257.8	16:02.706	7	1	1:40.205	29.904	40.612	29.689	261.5	16:40.168						
8	1	1:41.729	30.041	40.976	30.712	258.4	17:44.435	8	1	1:39.019	29.340	40.092	29.587	260.2	18:19.187						
9	1	1:42.921	30.220	41.623	31.078	260.2	19:27.356	9	1	1:48.479	29.706	43.984	34.789	259.6	20:07.666						
10	1	1:41.484	30.139	41.046	30.299	257.1	21:08.840	10	1	1:47.018 <b>B</b>	30.051	40.513	36.454	258.4	21:54.684						
11	1	1:40.844	29.849	40.529	30.466	258.4	22:49.684	11	1	3:24.682	2:12.309	42.173	30.200	185.9	25:19.366						
12	1	1:42.430	29.901	41.177	31.352	259.0	24:32.114	12	1	2:05.211 <b>B</b>	29.938	42.229	53.044	260.2	27:24.577						
13	1	1:44.550	30.331	42.157	32.062	257.1	26:16.664														
14	1	2:51.058 <b>B</b>	30.669	1:19.889	1:00.500	257.8	29:07.722														
<b>7</b>		<b>Vector Sport</b>		3. Lorenzo FLUXA		Oreca 07 - Gibson LMP2 Pro/Am															
		1. Jens Reno MÖLLER																			
		2. Cem BÖLÜKBASI																			
1	1	1:56.119	41.147	43.797	31.175	187.8	1:56.119	1	1	3:17.555	1:57.744	46.514	33.297	145.6	3:17.555						
2	1	1:50.082	33.211	43.832	33.039	251.2	5:07.637	2	1	1:50.082	33.211	43.832	33.039	251.2	5:07.637						
3	1	2:59.735	43.014	1:19.760	56.961	254.7	8:07.372	3	1	2:59.735	43.014	1:19.760	56.961	254.7	8:07.372						
4	1	2:19.561	1:04.272	43.538	31.751	78.9	10:26.933	4	1	2:19.561	1:04.272	43.538	31.751	78.9	10:26.933						





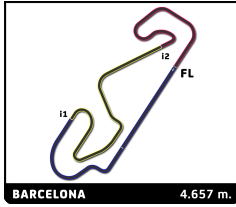
# European Le Mans Series 4 Hours of Barcelona Bronze Driver Collective Test

## Sector Analysis

Lap under Red Flag											Invalidated Lap											Personal Best											Session Best											Crossing the pit lane										
Lap	D	Time	Sector 1	Sector 2	Sector 3	T. Spd	Elapsed	Lap	D	Time	Sector 1	Sector 2	Sector 3	T. Spd	Elapsed	Lap	D	Time	Sector 1	Sector 2	Sector 3	T. Spd	Elapsed	Lap	D	Time	Sector 1	Sector 2	Sector 3	T. Spd	Elapsed	Lap	D	Time	Sector 1	Sector 2	Sector 3	T. Spd	Elapsed															
<b>14</b> <b>TDS Racing</b> <span style="float:right">Oreca 07 - Gibson</span> 1.Steven THOMAS <span style="float:right">LMP2 Pro/Am</span> 2.Sami MEGUETOUNIF <span style="float:right">3.Scott HUFFAKER II</span>																																																						
1	1	2:22.496	57.862	49.057	35.577	124.4	2:22.496																																															
2	1	1:47.343	32.454	43.822	31.067	229.8	4:09.839																																															
3	1	2:06.502 B	30.439	40.940	55.123	273.4	6:16.341																																															
4	1	4:19.898	3:08.634	41.027	30.237	79.6	10:36.239																																															
5	1	1:37.124	28.437	39.335	29.352	282.7	12:13.363																																															
6	1	1:36.708	28.277	38.932	29.499	286.5	13:50.071																																															
7	1	1:38.808	27.535	<b>38.230</b>	33.043	287.2	15:28.879																																															
8	1	<del>1:36.487</del>	28.271	<del>38.155</del>	30.061	286.5	17:05.366																																															
9	1	<del>1:35.834</del>	<b>27.301</b>	<del>38.269</del>	30.264	288.8	18:41.200																																															
10	1	<b>1:34.730</b>	27.821	38.695	<b>28.214</b>	289.5	20:15.930																																															
11	1	1:35.736	27.737	39.219	28.780	287.2	21:51.666																																															
12	1	1:44.322 B	27.449	39.682	37.191	288.0	23:35.988																																															
13	1	3:03.737	1:52.867	41.115	29.755	203.8	26:39.725																																															
14	1	<b>3:07.776 B</b>	57.321	1:19.451	51.004	103.1	29:47.501																																															
<b>20</b> <b>Algarve Pro Racing</b> <span style="float:right">Oreca 07 - Gibson</span> 1.Michael JENSEN <span style="float:right">LMP2 Pro/Am</span> 2.Enzo TRULLI <span style="float:right">3.Mathe JAKOBSEN</span>																																																						
1	1	2:07.030	48.723	45.742	32.565	163.9	2:07.030																																															
2	1	1:42.101	30.519	40.440	31.142	229.8	3:49.131																																															
3	1	1:41.189	29.594	39.934	31.661	236.3	5:30.320																																															
4	1	3:29.483	1:12.735	1:19.693	57.055	78.5	8:59.803																																															
5	1	1:46.309	36.533	40.710	29.066	256.5	10:46.112																																															
6	1	1:36.443	28.257	38.486	29.700	279.8	12:22.555																																															
7	1	1:34.795	27.956	38.497	28.342	282.0	13:57.350																																															
8	1	1:35.888	28.635	38.754	28.499	283.5	15:33.238																																															
9	1	1:35.093	27.769	39.038	28.286	283.5	17:08.331																																															
10	1	<b>1:33.892</b>	27.607	<b>38.133</b>	<b>28.152</b>	285.0	18:42.223																																															
11	1	1:36.783	28.508	38.715	29.560	287.2	20:19.006																																															
12	1	1:46.140 B	27.628	38.822	39.690	283.5	22:05.146																																															
13	1	2:12.495	1:04.678	38.947	28.870	207.7	24:17.641																																															
14	1	1:34.493	<b>27.577</b>	38.358	28.558	282.0	25:52.134																																															
15	1	<b>2:30.665 B</b>	27.618	1:01.113	1:01.934	283.5	28:22.799																																															
<b>21</b> <b>United Autosports</b> <span style="float:right">Oreca 07 - Gibson</span> 1.Daniel SCHNEIDER <span style="float:right">LMP2 Pro/Am</span> 2.Marino SATO <span style="float:right">3.Oliver JARVIS</span>																																																						
1	1	3:44.493	2:22.925	47.693	33.875	148.8	3:44.493																																															
2	1	1:54.652	33.217	44.266	37.169	248.3	5:39.145																																															
3	1	3:29.055	1:14.110	1:20.626	54.319	78.5	9:08.200																																															
4	1	1:48.627	34.338	42.223	32.066	262.1	10:56.827																																															
5	1	1:41.721	29.656	40.970	31.095	282.0	12:38.548																																															
6	1	<del>1:39.476</del>	29.256	<b>39.883</b>	<del>30.337</del>	287.2	14:18.024																																															
7	1	<b>1:40.181</b>	28.816	41.069	<b>30.296</b>	285.7	15:58.205																																															
8	1	<del>1:40.048</del>	29.056	41.041	<del>29.921</del>	288.0	17:38.223																																															
9	1	1:44.545 B	<b>28.365</b>	40.211	35.969	287.2	19:22.768																																															
<b>23</b> <b>United Autosports</b> <span style="float:right">McLaren 720S LMG3 Evo</span> 1.Michael BIRCH <span style="float:right">LMGT3</span> 2.Garnet PATTERSON <span style="float:right">3.Wayne BOYD</span>																																																						
1	1	2:32.280	1:02.180	52.148	37.952	144.0	2:32.280																																															
2	1	2:02.059	38.827	47.393	35.839	144.8	4:34.339																																															
3	1	2:40.487	34.249	1:08.573	57.665	210.1	7:14.826																																															
4	1	2:52.749	1:20.573	56.443	35.733	76.5	10:07.575																																															
5	1	1:46.163	31.672	42.675	31.816	247.7	11:53.738																																															
6	1	1:46.213	31.689	42.558	31.966	251.2	13:39.951																																															
7	1	1:46.767	32.009	42.566	32.192	250.0	15:26.718																																															
8	1	1:47.449	31.903	42.737	32.809	251.2	17:14.167																																															
9	1	<del>1:45.944</del>	31.777	42.289	<del>31.845</del>	251.7	19:00.078																																															
10	1	1:46.021	31.671	42.502	31.848	252.3	20:46.099																																															
11	1	<b>1:45.479</b>	<b>31.555</b>	<b>42.194</b>	<b>31.730</b>	251.2	22:31.578																																															
12	1	1:57.023 B	32.792	44.442	39.789	251.7	24:28.601																																															





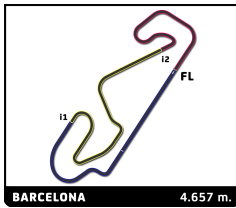


**European Le Mans Series**  
**4 Hours of Barcelona**  
**Bronze Driver Collective Test**

**Sector Analysis**

Lap under Red Flag   Invalidated Lap   Personal Best   Session Best   Crossing the pit lane

Lap	D	Time	Sector 1	Sector 2	Sector 3	T. Spd	Elapsed	Lap	D	Time	Sector 1	Sector 2	Sector 3	T. Spd	Elapsed	
<b>51</b> <b>AF Corse</b> <span style="float:right">Ferrari 296 LMGT3 Evo LMGT3</span>																
			1.Charles-Henri SAMANI		3.Davide RIGON											
			2.Conrad LAURSEN													
1	1	3:06.938	1:45.248	48.145	33.545	63.5	3:06.938	1	1	2:29.074	1:05.248	49.079	34.747	149.4	2:29.074	
2	1	1:47.204	32.464	42.694	32.046	242.7	4:54.142	2	1	1:48.216	32.387	43.490	32.339	236.8	4:17.290	
3	1	2:45.508	31.963	1:17.233	56.312	249.4	7:39.650	3	1	2:09.923	31.559	42.583	55.781	250.0	6:27.213	
4	1	2:31.146	1:12.672	46.385	32.089	79.4	10:10.796	4	1	3:05.945	1:12.655	1:19.097	34.193	79.4	9:33.158	
5	1	1:45.651	31.657	42.448	31.546	248.8	11:56.447	5	1	1:46.074	31.810	42.862	31.402	246.6	11:19.232	
6	1	1:45.140	31.347	42.246	31.547	251.2	13:41.587	6	1	1:45.658	31.649	42.419	31.590	251.2	13:04.890	
7	1	1:52.591	31.355	42.306	38.930	251.2	15:34.178	7	1	1:45.585	31.464	42.313	31.808	250.0	14:50.475	
8	1	2:41.009	1:24.615	44.027	32.367	180.6	18:15.187	8	1	1:53.578	31.642	44.023	37.913	250.6	16:44.053	
9	1	1:45.226	31.344	42.273	31.609	248.8	20:00.413	9	1	2:31.365	1:16.502	43.313	31.550	121.9	19:15.418	
10	1	1:44.716	31.386	42.123	31.207	251.7	21:45.129	10	1	1:44.183	31.054	42.038	31.091	250.0	20:59.601	
11	1	1:44.777	31.178	42.121	31.478	252.3	23:29.906	11	1	1:43.710	30.732	41.828	31.150	251.7	22:43.311	
12	1	1:45.970	31.259	42.961	31.750	251.2	25:15.876	12	1	1:44.857	31.129	42.226	31.502	252.3	24:28.168	
13	1	2:11.994	32.672	44.733	54.589	250.6	27:27.870	13	1	1:44.709	30.868	41.956	31.885	252.9	26:12.877	
<b>54</b> <b>High Class Racing</b> <span style="float:right">Porsche 911 GT3 R LMGT3 LMGT3</span>																
			1.Dennis ANDERSEN		3.Laurin HEINRICH											
			2.Anders FJORBACH													
1	1	2:33.074	1:05.122	49.910	38.042	143.4	2:33.074	1	1	3:11.339	1:42.979	45.279	43.081	54.1	3:11.339	
2	1	2:03.241	39.665	47.518	36.058	147.1	4:36.315	2	1	3:47.288	1:49.179	1:00.891	57.218	162.2	6:58.627	
3	1	2:37.548	32.768	1:06.937	57.843	250.0	7:13.863	3	1	2:49.658	1:13.038	1:04.282	32.338	79.4	9:48.285	
4	1	3:22.196	2:03.936	45.330	32.930	79.0	10:36.059	4	1	1:45.298	31.302	42.595	31.401	251.7	11:33.583	
5	1	1:47.438	32.095	43.148	32.195	250.0	12:23.497	5	1	1:44.490	31.089	42.007	31.394	254.7	13:18.073	
6	1	1:46.290	31.641	42.876	31.773	250.6	14:09.787	6	1	1:52.099	31.005	42.953	38.141	252.9	15:10.172	
7	1	1:46.232	31.688	42.667	31.877	250.6	15:56.019	7	1	2:44.862	1:27.951	44.493	32.418	184.3	17:55.034	
8	1	1:46.116	31.606	42.959	31.551	250.6	17:42.135	8	1	1:44.696	31.244	42.280	31.472	251.7	19:39.730	
9	1	1:52.604	31.328	42.767	38.509	251.7	19:34.739	9	1	1:50.693	34.058	45.031	31.604	252.9	21:30.423	
10	1	7:51.653	6:13.467	44.790	53.396	180.0	27:26.392	10	1	1:43.523	30.922	41.471	31.130	252.9	23:13.946	
<b>55</b> <b>Spirit of Race</b> <span style="float:right">Ferrari 296 LMGT3 Evo LMGT3</span>																
			1.Duncan CAMERON		3.Matthew GRIFFIN											
			2.David PEREL													
1	1	2:30.559	1:04.467	49.668	36.424	144.4	2:30.559	1	1	2:39.932	1:20.430	46.041	33.461	78.9	2:39.932	
2	1	1:58.633	40.048	45.839	32.746	172.8	4:29.192	2	1	1:53.370	36.027	44.338	33.005	190.5	4:33.302	
3	1	2:44.632	36.126	1:07.911	1:00.595	250.0	7:13.824	3	1	2:33.859	33.412	1:03.886	56.561	213.0	7:07.161	
4	1	2:47.016	1:18.445	56.560	32.011	71.6	10:00.840	4	1	2:50.826	1:12.734	1:00.204	37.888	79.5	9:57.987	
5	1	1:44.890	31.207	42.395	31.288	247.7	11:45.730	5	1	4:36.153	3:17.356	44.501	34.296	183.1	14:34.140	
6	1	1:43.859	31.084	41.911	30.864	250.6	13:29.589	6	1	1:45.863	32.018	42.484	31.361	251.2	16:20.003	
7	1	1:43.614	30.887	41.689	31.038	251.2	15:13.203	7	1	1:44.672	31.200	42.005	31.467	251.7	18:04.675	
8	1	1:43.680	30.922	41.754	31.007	251.7	16:56.883	8	1	1:44.702	31.043	42.181	31.478	251.7	19:49.377	
9	1	1:43.826	30.816	41.931	31.079	251.7	18:40.709	9	1	1:44.635	31.115	42.059	31.461	251.7	21:34.012	
10	1	1:51.840	31.025	43.068	37.747	252.9	20:32.549	10	1	1:44.963	31.429	42.124	31.410	252.3	23:18.975	
11	1	2:52.855	1:38.319	42.832	31.704	135.0	23:25.404	11	1	1:46.744	31.465	43.278	32.001	253.5	25:05.719	
12	1	1:48.115	31.652	44.660	31.803	251.2	25:13.519	12	1	1:51.873	31.229	42.429	38.215	250.0	26:57.592	
13	1	2:03.546	31.318	42.898	49.330	250.0	27:17.065	13	1	3:28.632	1:12.527	1:19.048	57.057	79.7	30:26.224	
<b>57</b> <b>Kessel Racing</b> <span style="float:right">Ferrari 296 LMGT3 Evo LMGT3</span>																
			1.Takeshi KIMURA		3.Daniel SERRA											
			2.Mathys JAUBERT													
1	1	2:29.074	1:05.248	49.079	34.747	149.4	2:29.074	1	1	3:05.945	1:12.655	1:19.097	34.193	79.4	9:33.158	
2	1	1:48.216	32.387	43.490	32.339	236.8	4:17.290	2	1	1:46.074	31.810	42.862	31.402	246.6	11:19.232	
3	1	2:09.923	31.559	42.583	55.781	250.0	6:27.213	3	1	1:45.658	31.649	42.419	31.590	251.2	13:04.890	
4	1	3:05.945	1:12.655	1:19.097	34.193	79.4	9:33.158	4	1	1:45.585	31.464	42.313	31.808	250.0	14:50.475	
5	1	1:46.074	31.810	42.862	31.402	246.6	11:19.232	5	1	1:53.578	31.642	44.023	37.913	250.6	16:44.053	
6	1	1:45.658	31.649	42.419	31.590	251.2	13:04.890	6	1	2:31.365	1:16.502	43.313	31.550	121.9	19:15.418	
7	1	1:45.585	31.464	42.313	31.808	250.0	14:50.475	7	1	1:44.183	31.054	42.038	31.091	250.0	20:59.601	
8	1	1:53.578	31.642	44.023	37.913	250.6	16:44.053	8	1	1:43.710	30.732	41.828	31.150	251.7	22:43.311	
9	1	2:31.365	1:16.502	43.313	31.550	121.9	19:15.418	9	1	1:44.857	31.129	42.226	31.502	252.3	24:28.168	
10	1	1:44.183	31.054	42.038	31.091	250.0	20:59.601	10	1	1:44.709	30.868	41.956	31.885	252.9	26:12.877	
11	1	1:43.710	30.732	41.828	31.150	251.7	22:43.311	11	1	2:47.044	31.269	1:18.927	56.848	250.6	28:59.921	
12	1	1:44.857	31.129	42.226	31.502	252.3	24:28.168	12	1	1:44.709	30.868	41.956	31.885	252.9	26:12.877	
13	1	1:44.709	30.868	41.956	31.885	252.9	26:12.877	13	1	2:47.044	31.269	1:18.927	56.848	250.6	28:59.921	
14	1	2:47.044	31.269	1:18.927	56.848	250.6	28:59.921	14	1	2:47.044	31.269	1:18.927	56.848	250.6	28:59.921	
<b>59</b> <b>Racing Spirit of Lemans</b> <span style="float:right">Aston Martin Vantage AMR LMGT3 LMGT3</span>																
			1.Clément MATEU		3.Valentin HASSE CLOT											
			2.Marius FOSSARD													
1	1	3:11.339	1:42.979	45.279	43.081	54.1	3:11.339	1	1	3:11.339	1:42.979	45.279	43.081	54.1	3:11.339	
2	1	3:47.288	1:49.179	1:00.891	57.218	162.2	6:58.627	2	1	3:47.288	1:49.179	1:00.891	57.218	162.2	6:58.627	
3	1	2:49.658	1:13.038	1:04.282	32.338	79.4	9:48.285	3	1	2:49.658	1:13.038	1:04.282	32.338	79.4	9:48.285	
4	1	1:45.298	31.302	42.595	31.401	251.7	11:33.583	4	1	1:45.298	31.302	42.595	31.401	251.7	11:33.583	
5	1	1:44.490	31.089	42.007	31.394	254.7	13:18.073	5	1	1:44.490	31.089	42.007	31.394	254.7	13:18.073	
6	1	1:52.099	31.005	42.953	38.141	252.9	15:10.172	6	1	1:52.099	31.005	42.953	38.141	252.9	15:10.172	
7	1	2:44.862	1:27.951	44.493	32.418	184.3	17:55.034	7	1	2:44.862	1:27.951	44.493	32.418	184.3	17:55.034	
8	1	1:44.696	31.244	42.280	31.472	251.7	19:39.730	8	1	1:44.696	31.244	42.280	31.472	251.7	19:39.730	
9	1	1:50.693	34.058	45.031	31.604	252.9	21:30.423	9	1	1:50.693	34.058	45.031	31.604	252.9	21:30.423	
10	1	1:43.523	30.922	41.471	31.130	252.9	23:13.946	10	1	1:43.523	30.922	41.471	31.130	252.9	23:13.946	
11	1	2:25.421	30.644	1:07.495	47.282	253.5	25:39.367	11	1	2:25.421	30.644	1:07.495	47.282	253.5	25:39.367	
<b>62</b> <b>Team Qatar by Iron Lynx</b> <span style="float:right">Mercedes-AMG LMGT3 LMGT3</span>																
			1.Abdulla Ali AL-KHELAIFI		3.Adam CHRISTODOULOU											
			2.Julian HANSES													
1	1	2:39.932	1:20.430	46.041	33.461	78.9	2:39.932	1	1	2:39.932	1:20.430	46.041	33.461	78.9	2:39.932	
2	1	1:53.370	36.027	44.338	33.005	190										



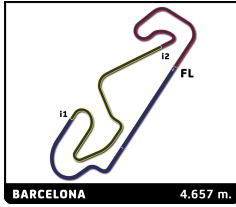
# European Le Mans Series 4 Hours of Barcelona Bronze Driver Collective Test

## Sector Analysis

Lap under Red Flag   Invalidated Lap   Personal Best   Session Best   Crossing the pit lane

Lap	D	Time	Sector 1	Sector 2	Sector 3	T. Spd	Elapsed	Lap	D	Time	Sector 1	Sector 2	Sector 3	T. Spd	Elapsed
<b>74</b> Kessel Racing <span style="float:right">Ferrari 296 LMGT3 Evo</span>															
			1.Andrew GILBERT		3.Romain LEROUX		LMGT3								
			2.Fran RUEDA												
1	1	3:14.805	1:47.634	51.303	35.868	37.0	3:14.805	7	1	1:44.799	31.231	42.175	31.393	249.4	15:19.980
2	1	2:04.843	36.392	46.934	41.517	197.1	5:19.648	8	1	1:59.515	31.464	42.552	45.499	248.8	17:19.495
3	1	3:23.587	1:07.150	1:19.624	56.813	79.2	8:43.235	9	1	2:45.777	1:22.179	49.343	34.255	120.4	20:05.272
4	1	2:15.385	51.320	47.526	36.539	169.0	10:58.620	10	1	1:54.703	32.966	46.095	35.642	246.6	21:59.975
5	1	1:46.326	32.031	42.738	31.557	246.0	12:44.946	11	1	1:53.143	32.207	43.125	37.844	247.7	23:53.118
6	1	1:44.939	31.252	42.365	31.322	248.8	14:29.885	12	1	1:47.302	31.957	43.072	32.273	248.3	25:40.420
7	1	1:44.561	31.191	42.007	31.363	250.0	16:14.446	13	1	2:22.747	31.536	52.683	58.528	249.4	28:03.167
8	1	1:52.488	31.794	42.076	38.618	248.8	18:06.934								
9	1	4:11.185	2:51.254	46.416	33.515	168.5	22:18.119								
10	1	1:44.837	31.535	42.162	31.140	248.3	24:02.956								
11	1	1:44.341	31.084	41.997	31.260	247.7	25:47.297								
12	1	2:34.419	31.230	1:01.400	1:01.789	250.0	28:21.716								
<b>75</b> Proton Competition <span style="float:right">Porsche 911 GT3 R LMGT3</span>															
			1.Matthew KURZEJEWSKI		3.Richard LIETZ		LMGT3								
			2.Thomas SARGENT												
1	1	3:11.249	1:52.626	45.572	33.054	157.4	3:11.249	7	1	1:44.799	31.231	42.175	31.393	249.4	15:19.980
2	1	1:49.459	33.605	43.340	32.514	209.3	5:00.708	8	1	1:59.515	31.464	42.552	45.499	248.8	17:19.495
3	1	2:56.142	40.986	1:18.794	56.362	210.9	7:56.850	9	1	2:45.777	1:22.179	49.343	34.255	120.4	20:05.272
4	1	2:23.746	1:08.397	43.639	31.710	79.6	10:20.596	10	1	1:54.703	32.966	46.095	35.642	246.6	21:59.975
5	1	1:46.240	32.038	42.537	31.665	248.3	12:06.836	11	1	1:53.143	32.207	43.125	37.844	247.7	23:53.118
6	1	1:46.150	31.648	42.535	31.967	248.8	13:52.986	12	1	1:47.302	31.957	43.072	32.273	248.3	25:40.420
7	1	1:45.914	31.617	42.741	31.556	249.4	15:38.900	13	1	2:22.747	31.536	52.683	58.528	249.4	28:03.167
8	1	1:46.253	31.517	42.955	31.781	250.0	17:25.153								
9	1	1:46.513	31.875	42.874	31.764	249.4	19:11.666								
10	1	4:45.382	31.536	42.336	31.540	248.8	20:57.048								
11	1	1:45.986	31.645	42.524	31.817	250.0	22:43.034								
12	1	1:47.239	32.171	43.070	31.998	250.0	24:30.273								
13	1	1:46.353	31.641	42.573	32.139	250.0	26:16.626								
14	1	2:52.418	37.046	1:16.668	58.704	250.6	29:09.044								
<b>77</b> Proton Competition <span style="float:right">Porsche 911 GT3 R LMGT3</span>															
			1.BANKCY		3.Harry KING		LMGT3								
			2.Huub VAN EIJDHOVEN												
1	1	2:42.722	1:13.886	51.644	37.192	131.2	2:42.722	7	1	1:44.799	31.231	42.175	31.393	249.4	15:19.980
2	1	1:56.324	36.012	45.538	34.774	210.1	4:39.046	8	1	1:59.515	31.464	42.552	45.499	248.8	17:19.495
3	1	2:40.521	32.637	1:11.371	56.513	250.0	7:19.567	9	1	2:45.777	1:22.179	49.343	34.255	120.4	20:05.272
4	1	2:44.121	1:16.713	54.836	32.572	79.4	10:03.688	10	1	1:54.703	32.966	46.095	35.642	246.6	21:59.975
5	1	1:46.144	32.037	42.503	31.604	247.7	11:49.832	11	1	1:53.143	32.207	43.125	37.844	247.7	23:53.118
6	1	1:45.349	31.342	42.521	31.486	250.6	13:35.181	12	1	1:47.302	31.957	43.072	32.273	248.3	25:40.420
<b>83</b> AF Corse <span style="float:right">Oreca 07 - Gibson</span>															
			1.François PERRODO		3.Antonio FUOCO		LMP2 Pro/Am								
			2.Matthieu VAXIVIERE												
1	1	2:22.731	1:02.032	45.876	34.823	142.7	2:22.731	7	1	1:44.799	31.231	42.175	31.393	249.4	15:19.980
2	1	1:43.259	32.637	40.935	29.687	221.8	4:05.990	8	1	1:59.515	31.464	42.552	45.499	248.8	17:19.495
3	1	1:53.088	29.468	39.138	44.482	256.5	5:59.078	9	1	2:45.777	1:22.179	49.343	34.255	120.4	20:05.272
4	1	3:18.332	1:12.353	1:19.866	46.113	80.8	9:17.410	10	1	1:54.703	32.966	46.095	35.642	246.6	21:59.975
5	1	1:43.087	32.413	41.164	29.510	256.5	11:00.497	11	1	1:53.143	32.207	43.125	37.844	247.7	23:53.118
6	1	1:37.283	28.615	38.945	29.723	284.2	12:37.780	12	1	1:47.302	31.957	43.072	32.273	248.3	25:40.420
7	1	1:35.411	27.864	38.835	28.712	282.0	14:13.191	13	1	2:22.747	31.536	52.683	58.528	249.4	28:03.167
8	1	1:35.323	28.077	38.534	28.712	284.2	15:48.514								
9	1	1:44.752	28.038	39.066	37.648	283.5	17:33.266								
10	1	4:35.773	3:19.797	43.707	32.269	170.1	22:09.039								
11	1	1:41.072	28.713	39.431	32.928	280.5	23:50.111								
12	1	1:39.036	27.981	39.633	31.422	281.2	25:29.147								
13	1	2:00.237	27.871	39.053	53.313	283.5	27:29.384								
<b>85</b> R-ace GP <span style="float:right">Duqueine D09 - Toyota</span>															
			1.Fabien MICHAL		3.Hugo SCHWARZE		LMP3								
			2.Pierre-Alexandre PROVOS												
1	1	3:36.577	2:12.230	50.141	34.206	106.4	3:36.577	7	1	1:44.799	31.231	42.175	31.393	249.4	15:19.980
2	1	1:54.104	35.534	43.321	35.249	181.8	5:30.681	8	1	1:59.515	31.464	42.552	45.499	248.8	17:19.495
3	1	3:29.852	1:12.989	1:19.627	57.236	79.2	9:00.533	9	1	2:45.777	1:22.179	49.343	34.255	120.4	20:05.272
4	1	1:53.078	38.337	43.113	31.628	218.6	10:53.611	10	1	1:54.703	32.966	46.095	35.642	246.6	21:59.975
5	1	1:43.737	30.658	41.626	31.453	255.9	12:37.348	11	1	1:53.143	32.207	43.125	37.844	247.7	23:53.118
6	1	1:48.789	30.503	41.927	36.359	257.8	14:26.137	12	1	1:47.302	31.957	43.072	32.273	248.3	25:40.420
7	1	7:10.915	5:57.696	42.340	30.879	185.6	21:37.052	13	1	2:22.747	31.536	52.683	58.528	249.4	28:03.167
8	1	1:41.958	30.296	41.072	30.590	257.8	23:19.010								
9	1	1:42.127	30.101	41.736	30.290	258.4	25:01.137								
10	1	1:42.744	30.308	41.320	31.086	257.1	26:43.851								
11	1	3:11.244	1:11.885	1:09.469	49.890	78.9	29:55.095								
<b>86</b> GR Racing <span style="float:right">Ferrari 296 LMGT3 Evo</span>															
			1.Michael WAINWRIGHT		3.Mex JANSEN		LMGT3								
			2.Lorcan HANAFIN												
1	1	3:26.599	2:07.665	46.215	32.719	129.2	3:26.599	7	1	1:44.799	31.231	42.175	31.393	249.4	15:19.980
2	1	1:48.827	32.115	43.028	33.684	246.6	5:15.426	8	1	1:59.515	31.464	42.552	45.499	248.8	17:19.495
3	1	3:05.152	48.860	1:19.095	57.197	249.4	8:20.578	9	1	2:45.777	1:22.179	49.343	34.255	120.4	20:05.272
4	1	3:01.261	1:44.514	44.394	32.353	180.9	11:21.839	10	1	1:54.703	32.966	46.095	35.642	246.6	21:59.975
5	1	1:45.861	31.596	42.330	31.935	250.6	13:07.700	11	1	1:53.143	32.207	43.125	37.844	247.7	23:53.118
6	1	1:46.732	32.198	42.753	31.781	249.4	14:54.432	12	1	1:47.302	31.957	43.072	32.273	248.3	25:40.420
7	1	1:45.602	31.558	42.263	31.781	251.2	16:40.034	13	1	2:22.747	31.536	52.683	58.528	249.4	28:03.167
8	1	1:44.884	31.308	42.041	31.535	251.2	18:24.918								
9	1	1:44.870	31.054	41.983	31.833	251.2	20:09.788								
10	1	1:54.272	31.351	42.746	40.175	251.2	22:04.060								
11	1	2:52.099	1:37.649	42.611	31.839	177.9	24:56.159								
12	1	1:46.679	31.270	42.496	32.913	249.4	26:42.838								
13	1	3:09.814	1:05.500	1:11.367	52.947	79.9	29:52.652								





European Le Mans Series  
4 Hours of Barcelona  
Bronze Driver Collective Test

Sector Analysis

Lap under Red Flag    Invalidated Lap    Personal Best    Session Best    B Crossing the pit lane

Lap	D	Time	Sector 1	Sector 2	Sector 3	T. Spd	Elapsed	Lap	D	Time	Sector 1	Sector 2	Sector 3	T. Spd	Elapsed
<b>88</b>		<b>Proton Competition</b>					Oreca 07 - Gibson								
		1.Horst FELBERMAYR      3.Rene BINDER					LMP2 Pro/Am								
		2.Horst Felix FELBERMAYR													
1	1	2:12.553	54.027	46.474	32.052	147.9	2:12.553								
2	1	1:39.244	29.815	40.129	29.300	268.7	3:51.797								
3	1	1:46.690	28.103	39.594	38.993	285.7	5:38.487								
4	1	3:27.620	1:14.053	1:20.870	52.697	78.7	9:06.107								
5	1	1:41.287	32.487	39.853	28.947	275.5	10:47.394								
6	1	1:35.915	27.985	38.737	29.193	285.0	12:23.309								
7	1	1:35.216	28.098	38.619	28.499	287.2	13:58.525								
8	1	<del>1:36.527</del>	27.953	39.841	<del>28.733</del>	287.2	15:35.052								
9	1	<del>1:34.984</del>	27.842	38.585	28.554	286.5	17:10.033								
10	1	<b>1:34.613</b>	27.736	38.540	<b>28.337</b>	288.8	18:44.646								
11	1	1:41.738 <b>B</b>	<b>27.616</b>	39.613	34.509	289.5	20:26.384								
12	1	3:21.054	2:12.491	38.948	29.615	204.5	23:47.438								
13	1	1:34.805	27.707	<b>38.418</b>	28.680	285.0	25:22.243								
14	1	<b>2:01.290 B</b>	27.862	41.585	51.843	289.5	27:23.533								
<b>99</b>		<b>AO by TF</b>					Oreca 07 - Gibson								
		1.PJ HYETT      3.Dane CAMERON					LMP2 Pro/Am								
		2.Louis DELÉTRAZ													
1	1	2:31.221 <b>B</b>	50.810	54.968	45.443	149.8	2:31.221								
2	1	3:22.665 <b>B</b>	1:35.872	56.393	50.400	137.6	5:53.886								
3	1	3:50.630	2:02.037	1:14.307	34.286	79.6	9:44.516								
4	1	1:46.073	31.499	43.663	30.911	271.4	11:30.589								
5	1	1:43.139	29.671	40.992	32.476	280.5	13:13.728								
6	1	1:37.163	28.007	38.825	30.331	284.2	14:50.891								
7	1	1:33.134	27.156	<b>37.564</b>	28.414	287.2	16:24.025								
8	1	1:43.993 <b>B</b>	27.094	40.908	35.991	288.8	18:08.018								
9	1	2:42.341	1:27.325	43.393	31.623	203.8	20:50.359								
10	1	1:42.540	30.113	43.197	29.230	276.9	22:32.899								
11	1	1:41.701	31.164	41.490	29.047	268.0	24:14.600								
12	1	<b>1:32.665</b>	27.246	37.623	<b>27.796</b>	282.7	25:47.265								
13	1	<b>2:17.448 B</b>	<b>27.053</b>	52.996	57.399	287.2	28:04.713								

