

European Le Mans Series

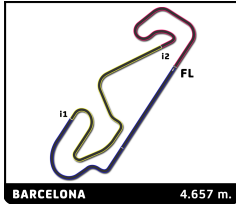
4 Hours of Barcelona

Free Practice 2

Sector Analysis

Lap under Red Flag								Invalidated Lap								Personal Best								Session Best								B Crossing the pit lane																																																																																																																																																																															
Lap	D	Time	Sector 1	Sector 2	Sector 3	T. Spd	Elapsed	Lap	D	Time	Sector 1	Sector 2	Sector 3	T. Spd	Elapsed	Lap	D	Time	Sector 1	Sector 2	Sector 3	T. Spd	Elapsed	Lap	D	Time	Sector 1	Sector 2	Sector 3	T. Spd	Elapsed	Lap	D	Time	Sector 1	Sector 2	Sector 3	T. Spd	Elapsed																																																																																																																																																																								
3		DKR Engineering																Oreca 07 - Gibson																																																																																																																																																																																													
		1. Jean GLORIEUX																3. Sebastian ALVAREZ								LMP2 Pro/Am																																																																																																																																																																																					
		2. Marlon HERNANDEZ																																																																																																																																																																																																													
1	3	2:05.691	49.563	44.751	31.377	163.4	2:05.691	9	3	3:13.993 B	1:13.232	1:01.491	59.270	79.4	28:26.864	10	3	4:11.954	2:58.860	42.710	30.384	176.2	32:38.818	11	3	1:50.604	30.466	47.654	32.484	260.2	34:29.422	12	3	1:42.453	30.333	41.483	30.637	260.2	36:11.875	13	3	1:47.857 B	30.089	42.296	35.472	260.2	37:59.732	14	3	5:33.446	4:20.093	42.225	34.428	186.2	43:33.178	15	3	1:41.687	30.436	41.064	30.487	258.4	45:14.865	16	3	1:41.044	29.858	40.954	30.232	259.0	46:55.909	17	3	1:42.084	30.130	40.703	31.251	259.6	48:37.993	18	3	1:47.459 B	30.124	41.723	35.612	259.0	50:25.452	19	2	3:28.572	2:16.199	41.947	30.426	188.8	53:54.024	20	2	1:42.433	30.277	41.435	30.721	259.0	55:36.457	21	2	1:43.925	30.066	43.145	30.714	259.6	57:20.382	22	2	4:43.493	30.335	41.851	34.007	257.8	59:03.575	23	2	1:48.169 B	30.382	41.619	36.168	259.6	1:00:51.744	24	2	9:05.612	6:48.492	1:20.019	57.101	78.8	1:09:57.356	25	2	2:51.158 B	1:16.833	53.005	41.320	79.0	1:12:48.514	26	1	4:08.370	2:18.018	53.476	56.876	160.7	1:16:56.884	27	1	2:50.464	1:12.840	1:05.562	32.062	79.3	1:19:47.348	28	1	1:45.872	31.410	42.371	32.091	253.5	1:21:33.220	29	1	1:45.433	31.532	42.606	31.295	254.7	1:23:18.653	30	1	1:45.437	30.919	43.196	31.322	257.1	1:25:04.090	31	1	1:44.634	30.888	42.643	31.103	257.1	1:26:48.724	32	1	1:45.000	31.392	42.328	31.280	255.9	1:28:33.724	33	1	1:44.954	30.945	42.363	34.643	257.1	1:30:18.675
4		DKR Engineering																Ligier JS P325 - Toyota																																																																																																																																																																																													
		1. Antti RAMMO																3. Wyatt BRICHACEK								LMP3																																																																																																																																																																																					
		2. Romain FAVRE																																																																																																																																																																																																													
1	3	2:30.651	1:07.891	47.733	35.027	147.7	2:30.651	1	3	4:10.860	2:44.804	49.757	36.299	154.9	4:10.860	2	3	2:58.685 B	45.813	1:13.211	59.661	146.3	7:09.545	3	3	17:50.859	...	1:19.191	56.401	79.3	25:00.404	4	3	3:19.798 B	1:12.713	1:07.199	59.886	79.6	28:20.202	5	3	3:47.759	2:30.338	44.482	32.939	179.4	32:07.961	6	3	1:48.230	33.064	44.016	31.150	254.7	33:56.191	7	3	1:43.300	30.811	42.036	30.453	258.4	35:39.491	8	3	1:41.698	30.296	41.242	30.160	258.4	37:21.189	9	3	1:40.767	30.017	40.687	30.063	259.6	39:01.956	10	3	1:54.260 B	31.818	43.729	38.713	238.4	40:56.216	11	1	3:29.482	2:14.871	43.101	31.510	174.2	44:25.698	12	1	1:44.848	30.900	42.422	31.526	258.4	46:10.546	13	1	1:44.528	30.861	42.335	31.332	257.8	47:55.074	14	1	1:46.393	31.378	43.102	31.913	260.2	49:41.467	15	1	1:45.022	31.193	42.236	31.593	259.0	51:26.489	16	1	1:46.265	31.110	43.226	31.929	261.5	53:12.754	17	1	1:44.472	30.782	42.177	31.513	260.2	54:57.226	18	1	1:51.471 B	31.343	42.461	37.667	260.9	56:48.697	19	2	3:25.729	2:12.900	41.654	31.175	190.8	1:00:14.426	20	2	1:44.442	31.285	41.698	34.459	257.1	1:01:58.868	21	2	1:41.984	30.447	41.225	30.412	258.4	1:03:40.852	22	2	1:42.105	30.258	41.366	30.381	260.2	1:05:22.957	23	2	2:13.574	30.413	46.250	56.911	260.9	1:07:36.531	24	2	3:27.942	1:12.661	1:18.979	56.302	79.5	1:11:04.473	25	2	1:55.196	42.175	42.722	30.299	205.3	1:12:59.669





European Le Mans Series

4 Hours of Barcelona

Free Practice 2

Sector Analysis

Lap under Red Flag Invalidated Lap Personal Best Session Best B Crossing the pit lane

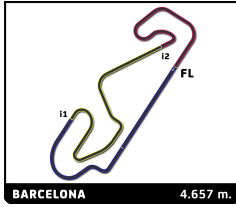
Lap	D	Time	Sector 1	Sector 2	Sector 3	T. Spd	Elapsed
26	2	1:42.015	30.463	41.287	30.265	258.4	1:14:41.684
27	2	2:20.929B	31.187	52.661	57.081	247.7	1:17:02.613
28	3	3:56.846B	2:34.568	44.874	37.404	78.9	1:20:59.459
29	2	4:07.888B	2:28.747	55.059	44.082	137.9	1:25:07.347

Lap	D	Time	Sector 1	Sector 2	Sector 3	T. Spd	Elapsed
1	1	2:03.934	45.067	46.058	32.809	165.1	2:03.934
2	1	4:41.545	30.132	41.302	30.111	285.7	3:45.479
3	1	4:36.136	27.805	38.933	29.398	289.5	5:21.615
4	1	3:14.140B	57.839	1:19.038	57.263	119.7	8:35.755
5	1	3:38.799	2:26.952	42.174	29.673	175.9	12:14.554
6	1	4:37.754	28.130	38.684	30.940	291.1	13:52.308
7	1	4:32.640	27.273	37.986	27.351	289.5	15:24.918
8	1	4:32.229	27.218	37.114	27.897	288.8	16:57.147
9	1	4:52.514	27.481	37.876	47.157	290.3	18:49.661
10	1	3:36.484B	1:17.073	1:20.597	58.811	73.2	22:26.142
11	2	9:19.564	8:09.723	41.278	28.560	183.7	31:45.703
12	2	4:32.497	27.264	37.614	27.619	288.8	33:18.200
13	2	4:33.057	27.173	38.183	27.701	291.9	34:51.257
14	2	4:31.842	26.885	37.296	27.631	291.1	36:23.069
15	2	4:33.532	26.958	37.965	28.609	288.8	37:56.601
16	2	4:33.406	27.921	37.691	27.794	289.5	39:30.007
17	2	4:32.580	27.419	37.492	27.669	291.1	41:02.587
18	2	4:32.416	26.997	37.575	27.844	290.3	42:35.003
19	2	4:33.431	27.396	38.039	27.996	288.0	44:08.434
20	2	4:34.399	27.459	38.546	28.394	285.7	45:42.833
21	2	4:32.620	27.030	37.875	27.715	291.1	47:15.453
22	2	4:32.164	26.952	37.510	27.699	290.3	48:47.614
23	2	4:32.752	27.063	37.633	28.056	288.0	50:20.366
24	2	4:35.389	27.558	38.143	29.688	285.0	51:55.755
25	2	4:33.074	27.196	37.712	28.163	290.3	53:28.826
26	2	4:33.343	27.687	37.790	27.836	288.0	55:02.139
27	2	4:35.469	27.515	38.763	29.191	284.2	56:37.608
28	2	4:34.355	27.803	38.523	28.029	288.0	58:11.963
29	2	4:33.276	27.363	37.944	27.969	288.8	59:45.239
30	2	4:32.980	27.274	37.732	27.974	288.8	1:01:18.219
31	2	4:33.624	27.210	38.338	28.076	289.5	1:02:51.843
32	2	4:33.275	27.322	37.855	28.098	288.0	1:04:25.118
33	2	4:33.737	27.617	38.040	28.080	289.5	1:05:58.855
34	2	2:39.372B	27.420	1:13.836	58.116	288.8	1:08:38.227
35	2	3:37.249	2:20.541	48.065	28.643	79.7	1:12:15.476
36	2	4:34.598	27.738	38.472	28.388	288.8	1:13:50.074
37	2	4:34.376	27.903	38.178	28.295	290.3	1:15:24.450
38	2	2:52.059B	35.606	1:19.121	57.332	285.7	1:18:16.509
39	1	2:59.271	1:49.672	39.701	29.898	181.2	1:21:15.780
40	1	4:38.738	28.896	39.811	30.031	287.2	1:22:54.518
41	1	4:38.694	28.560	40.638	29.496	287.2	1:24:33.212
42	1	4:40.130	29.061	41.308	29.761	288.8	1:26:13.342
43	1	4:38.046	28.463	39.810	29.773	286.5	1:27:51.388
44	1	4:37.260	28.577	39.512	29.171	288.8	1:29:28.648
45	1	4:36.370	28.119	39.221	29.030	288.0	1:31:05.018

Lap	D	Time	Sector 1	Sector 2	Sector 3	T. Spd	Elapsed
1	1	2:30.349	57.445	54.821	38.083	144.0	2:30.349
2	1	1:58.938	37.108	47.904	33.926	195.3	4:29.287
3	1	2:35.059B	32.473	1:04.595	57.991	238.9	7:04.346
4	1	5:33.138	4:10.798	46.562	35.778	165.6	12:37.484
5	1	1:52.357	34.672	44.960	32.725	199.6	14:29.841
6	1	1:50.331	31.606	45.450	33.275	255.9	16:20.172
7	1	1:50.756	33.205	44.138	33.413	220.9	18:10.928
8	1	3:17.548	1:01.343	1:19.270	56.935	79.4	21:28.476
9	1	3:29.028	1:12.718	1:19.517	56.793	79.4	24:57.504
10	1	3:20.209B	1:12.720	1:08.593	58.896	79.4	28:17.713
11	1	3:49.840	2:31.820	44.949	33.071	165.9	32:07.553
12	1	1:47.909	32.036	43.579	32.294	255.3	33:55.462
13	1	1:45.656	31.086	43.181	31.389	256.5	35:41.118
14	1	1:47.161	32.938	42.531	31.692	259.0	37:28.279
15	1	1:48.006	33.242	42.384	32.380	259.0	39:16.285
16	1	1:45.748	31.481	42.614	31.653	257.1	41:02.033
17	1	1:44.630	30.949	42.584	31.097	257.8	42:46.663
18	1	1:45.603	30.993	42.457	32.153	259.6	44:32.266
19	1	4:44.747	30.710	42.618	34.389	259.6	46:16.983
20	1	4:53.424B	34.839	42.537	38.748	258.4	48:10.107
21	2	3:45.973	2:31.942	42.734	31.297	184.9	51:56.080
22	2	1:42.226	30.638	41.297	30.291	255.9	53:38.306
23	2	1:42.838	30.185	41.283	31.370	258.4	55:21.144
24	2	1:40.947	29.886	40.859	30.202	260.2	57:02.091
25	2	1:43.868	30.239	41.737	31.892	259.6	58:45.959
26	2	1:40.952	29.892	40.820	30.240	262.1	1:00:26.911
27	2	1:46.455B	29.941	40.651	35.863	258.4	1:02:13.366
28	3	3:25.850	2:12.562	41.733	31.555	186.9	1:05:39.216
29	3	2:32.449	30.738	1:05.309	56.402	259.6	1:08:11.665
30	3	3:16.749	1:12.705	1:19.760	44.284	79.4	1:11:28.414
31	3	1:44.475	30.742	41.737	31.996	255.9	1:13:12.889
32	3	1:43.108	31.084	41.363	30.661	258.4	1:14:55.997
33	3	2:33.266B	30.387	1:05.922	56.957	258.4	1:17:29.263
34	1	3:51.505	2:25.389	49.933	36.183	155.6	1:21:20.768
35	1	2:00.727B	34.830	45.384	40.513	237.9	1:23:21.495
36	2	3:40.763	2:21.240	45.867	33.656	147.5	1:27:02.258
37	2	1:52.841B	32.270	43.081	37.490	243.8	1:28:55.099

Lap	D	Time	Sector 1	Sector 2	Sector 3	T. Spd	Elapsed
1	3	2:10.381	55.535	44.345	30.501	137.9	2:10.381
2	3	1:38.546	28.858	39.302	30.386	286.5	3:48.927
3	3	1:43.235	28.652	38.786	35.797	291.1	5:32.162
4	3	3:11.745B	1:12.435	59.093	1:00.217	80.5	8:43.907
5	3	4:45.475	3:28.667	39.728	37.080	207.3	13:29.382
6	3	1:32.436	27.139	37.922	27.375	289.5	15:01.818
7	3	1:30.822	26.513	36.767	27.542	291.9	16:32.640
8	3	1:42.059B	26.572	38.627	36.860	291.1	18:14.699
9	1	5:18.419	3:01.492	1:19.555	57.372	80.6	23:33.118
10	1	3:31.245B	1:13.875	1:20.252	57.118	78.1	27:04.363





European Le Mans Series

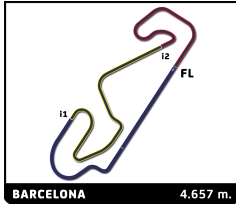
4 Hours of Barcelona

Free Practice 2

Sector Analysis

Lap under Red Flag											Invalidated Lap	Personal Best	Session Best	B Crossing the pit lane	
Lap	D	Time	Sector 1	Sector 2	Sector 3	T. Spd	Elapsed	Lap	D	Time	Sector 1	Sector 2	Sector 3	T. Spd	Elapsed
11	1	4:45.424	3:35.373	40.544	29.507	204.2	31:49.787	29	2	1:36.998	28.663	39.345	28.990	284.2	1:13:27.491
12	1	1:35.373	28.042	38.919	28.412	288.0	33:25.160	30	2	1:34.477	27.465	38.611	28.401	288.8	1:15:01.968
13	1	1:34.171	27.389	37.664	29.118	291.9	34:59.331	31	2	2:30.919	27.919	1:06.043	56.957	276.9	1:17:32.887
14	1	1:32.743	27.460	37.601	27.692	286.5	36:32.074	32	2	2:29.068	1:13.203	46.709	29.156	79.4	1:20:01.955
15	1	1:32.642	26.912	38.031	27.699	291.9	38:04.716	33	2	1:34.114	28.222	37.844	28.048	287.2	1:21:36.069
16	1	1:34.201	27.096	37.950	29.155	291.1	39:38.917	34	2	1:35.089	28.072	38.437	28.580	289.5	1:23:11.158
17	1	1:32.989	27.108	37.862	28.019	289.5	41:11.906	35	2	1:34.131	27.461	38.686	27.984	288.0	1:24:45.289
18	1	1:33.671	27.385	37.822	28.464	292.7	42:45.577	36	2	1:35.947	27.287	38.800	29.860	290.3	1:26:21.236
19	1	1:33.433	27.168	38.443	27.822	291.1	44:19.010	37	2	1:34.917	27.621	38.643	28.653	288.8	1:27:56.153
20	1	1:32.850	27.062	37.771	28.017	292.7	45:51.860	38	2	1:40.246 B	27.692	38.949	33.605	289.5	1:29:36.399
21	1	1:34.077	27.108	38.874	28.095	291.9	47:25.937	11 Eurointernational Ligier JS P325 - Toyota 1. Matthew Richard BELL 3. Max VAN DER SNEL LMP3 2. Douwe DEDECKER							
22	1	1:33.206	27.218	38.133	27.855	291.9	48:59.143	1	2	2:54.767	1:20.442	54.720	39.605	148.4	2:54.767
23	1	1:33.035	26.999	38.222	27.814	292.7	50:32.178	2	2	2:07.138	39.181	52.278	35.679	178.2	5:01.905
24	1	1:32.754	27.116	37.760	27.875	291.9	52:04.929	3	2	3:03.909 B	47.077	1:19.415	57.417	235.8	8:05.814
25	1	1:35.134	27.536	38.369	29.226	290.3	53:40.060	4	2	4:50.207	3:29.992	46.475	33.740	183.1	12:56.021
26	1	1:33.809	27.866	37.995	27.948	291.1	55:13.869	5	2	1:50.644	33.097	45.167	32.380	255.9	14:46.665
27	1	1:35.315	27.984	39.233	28.098	291.1	56:49.184	6	2	1:46.281	32.018	42.686	31.577	259.0	16:32.946
28	1	1:40.632 B	27.326	38.415	34.891	292.7	58:29.816	7	2	1:56.780 B	31.447	42.282	43.051	258.4	18:29.726
29	2	3:02.068	1:53.317	39.939	28.842	205.3	1:01:31.884	8	2	6:14.085	3:57.590	1:19.259	57.236	79.2	24:43.811
30	2	1:32.875	27.379	37.791	27.705	288.0	1:03:04.759	9	2	3:30.156 B	1:12.674	1:19.680	57.802	79.4	28:13.967
31	2	1:32.466	27.088	37.662	27.716	288.8	1:04:37.225	10	2	5:33.073	4:14.323	45.284	33.466	182.7	33:47.040
32	2	6:40.860 B	26.859	5:16.327	57.674	290.3	1:11:18.085	11	2	1:45.652	31.816	42.606	31.230	259.0	35:32.692
10 Vector Sport Oreca 07 - Gibson 1. Ryan CULLEN 3. Pietro FITTIPALDI LMP2 2. Vladislav LOMKO							12	2	1:42.523	30.630	41.360	30.533	258.4	37:15.215	
1	3	1:53.688	40.349	43.676	29.663	180.0	1:53.688	13	2	1:41.519	30.181	41.070	30.268	260.2	38:56.734
2	3	1:38.452	28.800	38.804	30.848	254.1	3:32.140	14	2	1:49.182 B	30.143	41.338	37.701	258.4	40:45.916
3	3	1:37.739	28.691	39.852	29.196	291.9	5:09.879	15	3	3:16.727	2:02.958	42.843	30.926	159.3	44:02.643
4	3	2:57.459 B	44.837	1:16.851	55.771	291.1	8:07.338	16	3	1:43.730	31.497	41.661	30.572	259.0	45:46.373
5	3	4:02.260	2:50.854	38.566	32.840	176.2	12:09.598	17	3	1:43.697	30.192	42.153	31.352	261.5	47:30.070
6	3	1:32.455	27.019	36.891	28.545	289.5	13:42.053	18	3	1:41.684	30.176	41.069	30.439	256.5	49:11.754
7	3	4:31.036	27.191	36.549	27.296	290.3	15:13.089	19	3	1:40.465	29.975	40.582	29.908	259.0	50:52.219
8	3	1:33.198	27.496	36.917	28.785	291.1	16:46.287	20	3	1:48.355 B	29.622	41.506	37.227	260.9	52:40.574
9	3	1:48.243 B	27.193	37.436	43.614	291.1	18:34.530	21	3	3:48.223 B	2:19.335	47.701	41.187	162.2	56:28.797
10	1	15:54.993	...	40.406	30.151	192.9	34:29.523	22	3	3:54.126 B	2:20.430	51.464	42.232	146.7	1:00:22.923
11	1	1:36.689	27.828	38.218	30.643	286.5	36:06.212	13 Inter Europol Competition Ligier JS P325 - Toyota 1. Alexander BUKHANTSOV 3. Chun Ting CHOU LMP3 2. Henry CUBIDES OLARTE							
12	1	1:35.214	27.834	38.969	28.411	286.5	37:41.426	1	3	3:25.458	1:57.731	51.657	36.070	133.5	3:25.458
13	1	1:34.604	27.815	38.389	28.400	285.7	39:16.030	2	3	4:52.760	34.737	45.769	32.254	252.9	5:18.218
14	1	1:34.229	27.233	38.537	28.459	287.2	40:50.259	3	3	2:56.546 B	54.310	1:13.128	49.108	162.7	8:14.764
15	1	1:33.910	27.175	38.678	28.057	289.5	42:24.169	4	3	4:34.144	3:11.512	47.797	34.835	180.9	12:48.908
16	1	1:34.897	27.367	38.564	28.966	290.3	43:59.066	5	3	1:49.192	33.008	43.880	32.304	257.1	14:38.100
17	1	1:33.789	27.138	38.487	28.164	288.8	45:32.855	6	3	1:43.702	31.043	41.911	30.748	259.0	16:21.802
18	1	1:33.159	27.225	37.956	27.978	289.5	47:06.014	7	3	1:45.294	31.374	41.691	32.229	258.4	18:07.096
19	1	1:39.024 B	27.407	38.304	33.313	290.3	48:45.038	8	3	3:14.872	58.568	1:19.535	56.769	92.8	21:21.968
20	1	6:33.885	5:26.393	38.876	28.616	209.7	55:18.923	9	3	3:29.980	1:13.188	1:19.764	57.028	78.9	24:51.948
21	1	1:38.212	27.394	39.649	31.169	288.0	56:57.135	10	3	3:23.905 B	1:13.021	1:12.285	58.599	78.9	28:15.853
22	1	1:33.597	27.308	37.958	28.331	287.2	58:30.732	11	3	3:50.430	2:32.616	45.087	32.727	171.2	32:06.283
23	1	4:35.029	27.267	39.208	28.554	290.3	1:00:05.761	12	3	1:44.807	31.356	42.729	30.722	257.1	33:51.090
24	1	1:34.873	27.495	38.928	28.450	288.8	1:01:40.634	13	3	1:42.810	30.657	41.616	30.537	259.0	35:33.900
25	1	1:35.196	27.338	38.836	29.022	288.8	1:03:15.830	14	3	1:42.423	30.252	41.216	30.955	261.5	37:16.323
26	1	1:33.502	27.262	38.048	28.192	288.8	1:04:49.332	15	3	1:41.831	30.283	41.275	30.273	259.6	38:58.154
27	1	1:43.611 B	27.765	39.865	35.981	290.3	1:06:32.943								
28	2	5:17.550	3:30.729	1:16.423	30.398	79.3	1:11:50.493								





European Le Mans Series

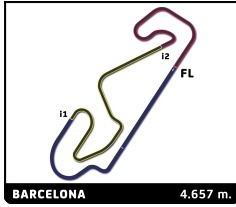
4 Hours of Barcelona

Free Practice 2

Sector Analysis

Lap under Red Flag															
Invalidated Lap															
Personal Best															
Session Best															
B Crossing the pit lane															
Lap	D	Time	Sector 1	Sector 2	Sector 3	T. Spd	Elapsed	Lap	D	Time	Sector 1	Sector 2	Sector 3	T. Spd	Elapsed
16	3	1:41.525	30.031	41.054	30.440	260.2	40:39.679	31	2	3:29.254	1:13.055	1:19.663	56.536	79.9	1:10:44.564
17	3	1:40.860	30.014	40.926	29.920	260.2	42:20.539	32	2	1:59.846	51.845	39.742	28.259	79.6	1:12:44.410
18	3	1:42.480	30.478	41.640	30.362	263.4	44:03.019	33	2	1:37.155	27.511	38.264	31.380	289.5	1:14:21.565
19	3	1:42.089	30.219	40.749	31.121	264.1	45:45.108	34	2	1:46.651	27.648	38.113	40.890	288.8	1:16:08.216
20	3	1:40.738	29.873	40.869	29.996	259.0	47:25.846	35	2	3:12.720	1:12.857	1:19.175	40.688	80.0	1:19:20.936
21	3	1:41.120	30.023	41.102	29.995	259.6	49:06.966	36	2	1:35.418	28.342	38.451	28.625	286.5	1:20:56.354
22	3	1:47.283	B 30.276	41.471	35.536	259.6	50:54.249	37	2	1:32.420	27.056	37.519	27.845	288.8	1:22:28.774
23	2	3:32.403	B 2:14.275	41.788	36.340	187.5	54:26.652	38	2	1:37.477 B	27.101	37.560	32.816	291.1	1:24:06.251
24	1	4:54.635	B 3:32.593	43.595	38.447	181.5	59:21.287	39	2	2:09.524	1:00.481	38.787	30.256	211.4	1:26:15.775
25	3	3:35.968	B 2:16.809	42.210	36.949	184.0	1:02:57.255	40	2	1:33.498	27.551	38.085	27.862	289.5	1:27:49.273
26	2	3:34.141	B 2:15.080	42.653	36.408	182.7	1:06:31.396	41	2	1:31.886	27.036	37.291	27.559	290.3	1:29:21.159
27	1	4:55.903	B 2:40.861	1:19.607	55.435	78.8	1:11:27.299	42	2	1:34.068	27.068	38.440	28.560	289.5	1:30:55.227
28	3	3:56.200	2:24.656	53.659	37.885	147.9	1:15:23.499	17 CLX Motorsport Ligier JS P325 - Toyota LMP3							
29	3	3:01.366	B 41.732	1:20.901	58.733	226.9	1:18:24.865	1.Paul LANCHERE 3.Bruno RIBEIRO LMP3							
30	2	3:27.843	2:14.143	42.114	31.586	173.9	1:21:52.708	2.Alexander JACOBY							
31	2	1:42.574	30.626	41.535	30.413	255.9	1:23:35.282	1	3	3:01.463	1:34.191	50.184	37.088	136.9	3:01.463
32	2	1:41.954	30.066	41.481	30.407	257.1	1:25:17.236	2	3	1:53.606	35.069	45.616	32.921	250.6	4:55.069
33	2	1:41.083	29.937	40.844	30.302	257.1	1:26:58.319	3	3	2:39.835 B	33.687	1:20.482	45.666	255.3	7:34.904
34	2	1:41.966	30.077	41.496	30.393	260.2	1:28:40.285	4	3	5:03.530	3:46.052	45.030	32.448	155.8	12:38.434
35	2	1:41.765	30.009	41.098	30.658	260.2	1:30:22.050	5	3	1:43.598	30.891	41.799	30.908	260.9	14:22.032
14 TDS Racing Oreca 07 - Gibson LMP2 Pro/Am								6	3	1:41.819	30.595	41.108	30.116	262.8	16:03.851
1.Steven THOMAS 3.Scott HUFFAKER II								7	3	1:40.748	30.070	40.691	29.987	263.4	17:44.599
2.Sami MEGUETOUNIF								8	3	2:49.075	32.895	1:19.408	56.772	262.8	20:33.674
1	1	2:30.863	1:08.728	47.531	34.604	150.2	2:30.863	9	3	3:30.980	1:13.839	1:20.248	56.893	78.9	24:04.654
2	1	1:43.639	31.016	42.273	30.350	262.1	4:14.502	10	3	3:30.501 B	1:13.417	1:19.527	57.557	78.8	27:35.155
3	1	2:06.685 B	28.096	39.343	59.246	282.7	6:21.187	11	1	6:57.483	5:41.541	44.023	31.919	179.1	34:32.638
4	1	5:54.176	4:42.788	41.248	30.140	192.9	12:15.363	12	1	1:44.589	31.465	42.102	31.022	263.4	36:17.227
5	1	1:37.694	29.047	38.698	29.949	279.8	13:53.057	13	1	1:43.210	30.431	41.765	31.014	261.5	38:00.437
6	1	1:34.861	27.497	38.822	28.542	286.5	15:27.918	14	1	1:43.520	30.559	41.736	31.225	262.8	39:43.957
7	1	1:32.738	27.206	37.868	27.664	285.7	17:00.656	15	1	1:44.014	31.266	41.818	30.930	262.8	41:27.971
8	1	2:03.393	29.042	39.766	54.585	285.7	19:04.049	16	1	1:46.011	30.377	44.231	31.403	262.8	43:13.982
9	1	3:31.298	B 1:13.277	1:19.712	58.309	79.7	22:35.347	17	1	1:50.391	B 30.912	43.092	36.387	261.5	45:04.373
10	1	4:38.449 B	2:19.909	1:20.180	58.360	79.4	27:13.796	18	1	9:45.333	8:30.938	43.061	31.334	185.2	54:49.706
11	1	5:00.429	3:47.465	42.887	30.077	184.6	32:14.225	19	1	1:49.268	31.076	42.326	35.866	259.0	56:38.974
12	1	1:37.677	28.116	40.429	29.132	285.0	33:51.902	20	1	1:49.425	B 30.769	42.028	36.628	257.8	58:28.399
13	1	1:34.367	27.498	38.527	28.342	288.0	35:26.269	21	2	3:30.972	2:16.152	42.415	32.405	185.6	1:01:59.371
14	1	1:32.880	27.209	37.952	27.719	287.2	36:59.149	22	2	1:44.293	31.280	41.770	31.243	258.4	1:03:43.664
15	1	1:37.863	B 27.033	37.945	32.885	287.2	38:37.012	23	2	1:43.002	30.441	41.436	31.125	260.2	1:05:26.666
16	3	5:17.935	4:11.592	38.701	27.642	207.7	43:54.947	24	2	2:19.534	30.385	52.596	56.553	259.0	1:07:46.200
17	3	1:36.572	27.997	37.523	31.052	289.5	45:31.519	25	2	3:29.086	1:13.089	1:19.327	56.670	79.0	1:11:15.286
18	3	1:31.851	26.875	37.157	27.819	290.3	47:03.370	26	2	1:48.384	34.988	42.083	31.313	231.8	1:13:03.670
19	3	1:31.679	26.684	37.190	27.805	291.1	48:35.049	27	2	1:44.628	31.216	42.477	30.935	259.6	1:14:48.298
20	3	1:32.267	27.249	37.641	27.377	285.7	50:07.316	28	2	2:28.089	B 30.687	1:00.581	56.821	260.2	1:17:16.387
21	3	1:33.629	27.125	38.113	28.391	288.8	51:40.945	29	3	3:50.373	2:35.671	43.599	31.103	169.0	1:21:06.760
22	3	1:34.033	27.002	38.202	28.829	289.5	53:14.978	30	3	1:44.700	31.023	42.377	31.300	257.8	1:22:51.460
23	3	1:34.449	27.794	37.791	28.864	290.3	54:49.427	31	3	1:45.085	31.042	42.537	31.506	258.4	1:24:36.545
24	3	1:33.344	27.257	37.523	28.564	287.2	56:22.771	32	3	1:43.766	31.317	41.498	30.951	259.6	1:26:20.311
25	3	1:35.068	27.254	38.037	29.777	290.3	57:57.839	33	3	1:43.309	30.802	41.684	30.823	259.0	1:28:03.620
26	3	1:32.320	27.284	37.400	27.636	288.0	59:30.159	34	3	1:43.471	30.641	42.021	30.809	260.2	1:29:47.091
27	3	1:32.678	27.282	37.680	27.716	290.3	1:01:02.837	35	3	1:42.654	30.478	41.410	30.766	258.4	1:31:29.745
28	3	1:31.748	26.838	37.403	27.507	291.1	1:02:34.585	18 IDEC Sport Oreca 07 - Gibson LMP2							
29	3	1:39.761	B 27.284	38.162	34.315	291.9	1:04:14.346	1.Jamie CHADWICK 3.Laurents HÖRR LMP2							
30	2	3:00.964	1:27.713	41.369	51.882	195.3	1:07:15.310	2.Valerio RINICELLA							





European Le Mans Series

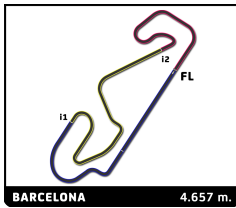
4 Hours of Barcelona

Free Practice 2

Sector Analysis

Lap under Red Flag											Invalidated Lap											Personal Best											Session Best											B Crossing the pit lane																																																																																																																																																																																																																																																																																																																																																																																																																																																																																																																																															
Lap	D	Time	Sector 1	Sector 2	Sector 3	T. Spd	Elapsed	Lap	D	Time	Sector 1	Sector 2	Sector 3	T. Spd	Elapsed	Lap	D	Time	Sector 1	Sector 2	Sector 3	T. Spd	Elapsed	Lap	D	Time	Sector 1	Sector 2	Sector 3	T. Spd	Elapsed	Lap	D	Time	Sector 1	Sector 2	Sector 3	T. Spd	Elapsed																																																																																																																																																																																																																																																																																																																																																																																																																																																																																																																																																				
1	3	2:16.497	1:00.752	44.149	31.596	126.5	2:16.497	8	1	1:39.337 B	26.767	38.088	34.482	290.3	18:18.688	1	1	2:07.096	48.193	47.196	31.707	146.9	2:07.096	9	3	7:18.800	5:02.131	1:19.514	57.155	79.1	25:37.488	2	1	1:42.624	31.638	41.530	29.456	243.2	3:49.720	10	3	2:58.807 B	1:14.031	1:02.950	41.826	65.7	28:36.295	3	1	1:52.753 B	28.182	39.214	45.357	286.5	5:42.473	11	3	6:17.495	5:03.238	41.807	32.450	206.9	12:07.281	4	1	6:17.975	5:08.370	39.788	29.847	203.4	12:00.448	12	3	1:32.553	26.727	37.774	28.052	291.1	13:39.834	5	1	4:32.664	27.241	37.476	27.944	287.2	13:33.109	13	3	1:30.231	26.525	36.417	27.289	290.3	15:10.065	6	1	4:34.069	27.159	37.855	29.055	288.0	15:07.178	14	3	1:30.131	26.425	36.842	26.864	291.1	16:40.196	7	1	1:32.173	27.018	37.497	27.658	288.0	16:39.351	15	3	1:50.648 B	28.533	40.891	41.224	288.8	18:30.844	8	1	1:32.173	27.263	37.406	28.074	288.8	36:24.303	9	2	5:59.456	3:40.808	1:20.272	58.376	78.8	24:30.300	10	1	1:32.508	27.249	37.739	27.520	291.1	34:51.560	11	2	4:02.936	2:55.600	39.286	28.050	207.7	31:46.426	12	2	1:32.626	27.480	37.693	27.453	289.5	33:19.052	13	2	1:32.743	27.263	37.406	28.074	288.8	36:24.303	14	2	1:34.174	27.684	37.927	28.563	290.3	39:31.839	15	2	1:33.362	27.076	37.732	28.554	291.9	37:57.665	16	2	1:34.314	27.866	38.506	27.942	289.5	41:06.153	17	2	1:34.982	28.348	38.037	28.597	279.8	44:14.122	18	2	4:32.987	27.287	37.902	27.798	291.1	42:39.140	19	2	1:34.982	28.348	38.037	28.597	279.8	44:14.122	20	2	1:33.904	27.383	38.419	28.102	291.1	45:48.026	21	2	1:40.059 B	27.889	38.989	33.181	282.7	47:28.085	22	1	3:18.597	2:10.229	39.802	28.566	209.3	50:46.682	23	1	1:35.161	27.436	37.969	29.756	290.3	52:21.843	24	1	1:33.553	27.479	37.856	28.218	287.2	53:55.396	25	1	1:34.520	28.191	37.965	28.364	285.0	55:29.916	26	1	1:35.314	28.105	38.760	28.449	288.0	57:05.230	27	1	1:35.952	27.372	38.189	30.391	291.1	58:41.182	28	1	1:42.616 B	27.848	37.880	36.888	289.5	1:00:23.798	29	1	3:00.068	1:50.985	39.595	29.488	193.9	1:03:23.866	30	1	1:35.042	28.048	38.862	28.132	286.5	1:04:58.908	31	1	1:33.270	27.066	37.835	28.369	289.5	1:06:32.178	32	1	3:30.365	1:12.840	1:20.204	57.321	79.2	1:10:02.543	33	1	2:24.742	1:13.791	40.437	30.514	79.0	1:12:27.285	34	1	1:33.126	27.295	37.962	27.869	288.8	1:14:00.411	35	1	1:38.943 B	27.422	38.144	33.377	290.3	1:15:39.354	36	3	4:01.152	2:24.994	1:07.196	28.962	79.0	1:19:40.506	37	3	4:35.478	27.975	38.915	28.588	287.2	1:21:15.984	38	3	1:34.451	27.782	38.154	28.515	290.3	1:22:50.435	39	3	1:34.446	27.482	37.942	29.022	288.0	1:24:24.881	40	3	1:33.039	27.233	37.677	28.129	288.8	1:25:57.920	41	3	1:32.170	26.962	37.579	27.629	290.3	1:27:30.090	42	3	1:33.277	27.320	38.259	27.698	288.0	1:29:03.367	43	3	1:32.941	27.090	38.209	27.642	291.1	1:30:36.308	20 Algarve Pro Racing Oreca 07 - Gibson 1. Michael JENSEN 3. Maithe JAKOBSEN 2. Enzo TRULLI LMP2 Pro/Am																												1	3	2:00.350	46.859	43.598	29.893	181.2	2:00.350	1	3	2:00.350	46.859	43.598	29.893	181.2	2:00.350	2	3	1:35.970	28.665	38.760	28.545	282.7	3:36.320	3	3	1:40.851 B	27.946	39.374	33.531	288.8	5:17.171	4	3	6:56.998	5:45.300	42.036	29.662	183.7	12:14.169	5	3	1:36.788	27.830	38.112	30.846	287.2	13:50.957	6	3	4:30.774	26.750	37.042	26.979	290.3	15:21.728	7	3	1:33.950	26.551	37.144	30.255	288.8	16:55.678	8	3	1:53.440 B	27.134	38.388	47.918	290.3	18:49.118	9	1	4:35.029	2:17.733	1:19.751	57.545	78.9	23:24.147	10	1	3:31.527 B	1:14.024	1:19.522	57.981	77.9	26:55.674	11	1	4:53.263	3:42.010	41.389	29.864	199.6	31:48.937	12	1	1:36.027	28.573	38.872	28.582	283.5	33:24.964	13	1	1:37.060	28.441	38.841	29.778	286.5	35:02.024	14	1	1:39.264	30.622	39.805	28.837	272.7	36:41.288	15	1	1:34.591	27.775	38.512	28.304	288.8	38:15.879
20 Algarve Pro Racing Oreca 07 - Gibson 1. Michael JENSEN 3. Maithe JAKOBSEN 2. Enzo TRULLI LMP2 Pro/Am																																																																																																																																																																																																																																																																																																																																																																																																																																																																																																																																																																																											
1	3	2:00.350	46.859	43.598	29.893	181.2	2:00.350	1	3	2:00.350	46.859	43.598	29.893	181.2	2:00.350	2	3	1:35.970	28.665	38.760	28.545	282.7	3:36.320	3	3	1:40.851 B	27.946	39.374	33.531	288.8	5:17.171	4	3	6:56.998	5:45.300	42.036	29.662	183.7	12:14.169	5	3	1:36.788	27.830	38.112	30.846	287.2	13:50.957	6	3	4:30.774	26.750	37.042	26.979	290.3	15:21.728	7	3	1:33.950	26.551	37.144	30.255	288.8	16:55.678	8	3	1:53.440 B	27.134	38.388	47.918	290.3	18:49.118	9	1	4:35.029	2:17.733	1:19.751	57.545	78.9	23:24.147	10	1	3:31.527 B	1:14.024	1:19.522	57.981	77.9	26:55.674	11	1	4:53.263	3:42.010	41.389	29.864	199.6	31:48.937	12	1	1:36.027	28.573	38.872	28.582	283.5	33:24.964	13	1	1:37.060	28.441	38.841	29.778	286.5	35:02.024	14	1	1:39.264	30.622	39.805	28.837	272.7	36:41.288	15	1	1:34.591	27.775	38.512	28.304	288.8	38:15.879																																																																																																																																																																																																																																																																																																																																																																																																																																																												





European Le Mans Series

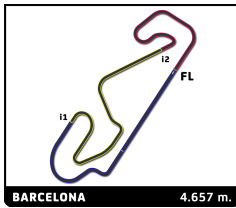
4 Hours of Barcelona

Free Practice 2

Sector Analysis

Lap under Red Flag											Invalidated Lap	Personal Best	Session Best	B Crossing the pit lane	
Lap	D	Time	Sector 1	Sector 2	Sector 3	T. Spd	Elapsed	Lap	D	Time	Sector 1	Sector 2	Sector 3	T. Spd	Elapsed
16	1	1:36.479	27.741	39.712	29.026	290.3	39:52.358	22	1	1:43.649	B 28.572	39.515	35.562	289.5	50:04.468
17	1	1:35.619	28.055	38.692	28.872	287.2	41:27.977	23	2	3:40.584	2:33.744	38.206	28.634	208.9	53:45.052
18	1	1:36.989	29.144	39.382	28.463	285.7	43:04.966	24	2	1:34.080	27.382	38.068	28.630	290.3	55:19.132
19	1	1:35.395	27.833	38.594	28.968	288.0	44:40.361	25	2	1:34.275	27.913	38.311	28.051	291.1	56:53.407
20	1	1:38.253	28.836	39.846	29.571	287.2	46:18.614	26	2	1:32.328	26.851	37.437	28.040	291.1	58:25.735
21	1	1:44.467	B 29.661	39.001	35.805	288.0	48:03.081	27	2	1:33.566	27.057	38.113	28.396	290.3	59:59.301
22	2	3:09.948	2:02.855	38.983	28.110	208.1	51:13.029	28	2	1:35.456	27.248	39.246	28.962	291.1	1:01:34.757
23	2	1:33.630	27.387	38.342	27.901	285.7	52:46.659	29	2	1:32.323	27.199	37.417	27.707	287.2	1:03:07.080
24	2	1:33.093	27.117	37.749	28.227	289.5	54:19.752	30	2	1:32.664	26.926	37.766	27.972	289.5	1:04:39.744
25	2	1:32.100	26.969	37.436	27.695	289.5	55:51.852	31	2	1:37.849	B 26.927	37.535	33.387	291.1	1:06:17.593
26	2	1:33.834	27.667	37.686	28.481	287.2	57:25.686	32	2	5:16.945	3:20.201	1:19.099	37.645	79.7	1:11:34.538
27	2	1:34.401	27.830	38.682	27.889	289.5	59:00.087	33	2	1:38.631	28.601	39.730	30.300	288.0	1:13:13.169
28	2	1:33.314	27.167	38.294	27.853	290.3	1:00:33.401	34	2	1:36.838	28.838	38.995	29.005	287.2	1:14:50.007
29	2	1:33.259	27.071	37.582	28.606	289.5	1:02:06.660	35	2	2:19.383	B 28.737	53.676	56.970	279.1	1:17:09.390
30	2	1:34.663	27.457	38.750	28.456	289.5	1:03:41.323	36	3	3:29.796	2:15.147	38.949	35.700	80.0	1:20:39.186
31	2	1:32.757	27.174	37.745	27.838	290.3	1:05:14.080	37	3	1:34.454	27.692	38.246	28.543	285.7	1:22:13.637
32	2	1:56.422	27.490	38.244	50.688	289.5	1:07:10.502	38	3	1:34.421	27.580	38.112	28.729	288.0	1:23:48.058
33	2	3:27.528	1:12.774	1:18.708	56.046	79.2	1:10:38.030	39	3	1:35.617	27.933	38.982	28.702	288.0	1:25:23.675
34	2	2:02.384	54.942	38.760	28.682	79.1	1:12:40.414	40	3	1:34.705	27.484	38.258	28.963	288.8	1:26:58.380
35	2	1:34.646	27.399	37.991	29.256	288.0	1:14:15.060	41	3	1:35.461	27.850	38.289	29.322	289.5	1:28:33.841
36	2	1:44.111	B 28.515	38.309	37.287	282.0	1:15:59.171	42	3	1:33.736	27.501	38.237	27.998	287.2	1:30:07.577
37	3	3:40.581	2:02.922	1:08.049	29.610	79.0	1:19:39.752	22 United Autosports Oreca 07 - Gibson 1.Griffin PEEBLES 3.Benjamin HANLEY LMP2 2.Grégoire SAUCY							
38	3	1:34.901	27.744	38.914	28.243	287.2	1:21:14.653	1	3	2:21.937	1:02.979	46.298	32.660	128.9	2:21.937
39	3	1:34.128	27.767	38.340	28.021	287.2	1:22:48.781	2	3	1:39.225	29.519	40.339	29.367	274.8	4:01.162
40	3	1:32.905	27.759	37.582	27.564	288.8	1:24:21.686	3	3	1:53.733	B 28.322	37.910	47.501	280.5	5:54.895
41	3	1:31.904	26.962	37.453	27.489	289.5	1:25:53.590	4	3	6:16.685	5:06.215	39.624	30.846	181.8	12:11.580
42	3	1:32.577	26.892	37.608	28.077	289.5	1:27:26.167	5	3	1:36.488	27.404	36.825	32.259	289.5	13:48.068
43	3	1:33.615	27.319	37.932	28.364	289.5	1:28:59.782	6	3	1:30.915	26.516	37.054	27.345	290.3	15:18.983
44	3	1:33.571	27.201	37.893	28.477	288.8	1:30:33.353	7	3	1:30.653	26.297	37.190	27.166	289.5	16:49.636
21 United Autosports Oreca 07 - Gibson 1.Daniel SCHNEIDER 3.Oliver JARVIS LMP2 Pro/Am 2.Marino SATO															
1	1	3:24.130	1:57.000	51.406	35.724	133.0	3:24.130	8	3	1:48.682	B 28.150	37.930	42.602	285.0	18:38.318
2	1	1:58.935	35.150	48.784	35.001	211.4	5:23.065	9	3	8:24.453	B 6:06.609	1:19.910	57.934	79.2	27:02.771
3	1	3:15.358	B 1:05.256	1:11.659	58.443	78.9	8:38.423	10	1	5:55.934	4:45.807	38.449	31.678	208.1	32:58.705
4	1	4:10.440	2:49.041	46.971	34.428	191.8	12:48.863	11	1	1:33.758	27.630	37.271	28.857	291.1	34:32.463
5	1	1:42.346	30.629	41.024	30.693	277.6	14:31.209	12	1	1:34.257	27.085	38.061	29.111	291.9	36:06.720
6	1	1:41.032	29.943	41.450	29.639	277.6	16:12.241	13	1	1:34.852	27.689	38.907	28.256	291.1	37:41.572
7	1	1:37.003	28.536	39.241	29.226	288.0	17:49.244	14	1	1:32.302	27.262	37.215	27.825	288.0	39:13.874
8	1	2:52.404	33.160	1:22.117	57.127	262.8	20:41.648	15	1	1:34.763	28.389	37.777	28.597	290.3	40:48.637
9	1	3:30.776	1:13.422	1:19.944	57.410	79.2	24:12.424	16	1	1:31.697	26.711	37.100	27.886	291.1	42:20.334
10	1	3:28.097	B 1:13.679	1:20.183	54.235	79.1	27:40.521	17	1	1:32.129	27.027	37.040	28.062	291.1	43:52.463
11	1	4:30.724	3:15.536	43.607	31.581	191.2	32:11.245	18	1	1:31.155	26.893	37.092	27.170	291.1	45:23.618
12	1	1:41.864	29.881	41.530	30.453	279.8	33:53.109	19	1	1:32.048	26.539	37.630	27.879	289.5	46:55.666
13	1	1:36.923	28.522	39.361	29.040	289.5	35:30.032	20	1	1:32.630	26.738	38.434	27.458	291.1	48:28.296
14	1	1:35.454	27.906	38.632	28.916	289.5	37:05.486	21	1	1:32.126	27.094	37.178	27.854	290.3	50:00.422
15	1	1:35.024	27.725	38.540	28.756	289.5	38:40.507	22	1	1:33.033	27.179	37.481	28.373	291.1	51:33.455
16	1	1:35.913	28.001	38.816	29.096	288.8	40:16.420	23	1	1:33.767	27.312	38.807	27.648	291.1	53:07.222
17	1	1:35.437	27.897	38.779	28.761	288.8	41:51.857	24	1	1:33.670	27.535	38.403	27.732	289.5	54:40.892
18	1	1:36.213	27.899	38.816	29.498	290.3	43:28.070	25	1	1:33.880	27.791	38.463	27.626	288.0	56:14.772
19	1	1:37.636	28.239	39.271	30.126	288.0	45:05.706	26	1	1:32.280	27.166	37.588	27.526	288.8	57:47.052
20	1	1:39.152	28.780	39.127	31.245	289.5	46:44.858	27	1	1:32.772	26.822	37.414	28.536	290.3	59:19.824
21	1	1:35.961	28.159	38.802	29.000	288.0	48:20.819	28	1	1:38.536	B 27.030	38.052	33.454	289.5	1:00:58.360
								29	2	3:13.756	2:06.460	38.679	28.617	209.7	1:04:12.116



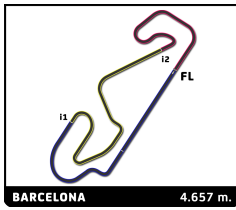


European Le Mans Series
4 Hours of Barcelona
Free Practice 2

Sector Analysis

Lap under Red Flag								Invalidated Lap		Personal Best		Session Best		B Crossing the pit lane	
Lap	D	Time	Sector 1	Sector 2	Sector 3	T. Spd	Elapsed	Lap	D	Time	Sector 1	Sector 2	Sector 3	T. Spd	Elapsed
30	2	1:34.495	27.527	38.564	28.404	291.1	1:05:46.611	37	1	1:46.927	31.965	42.957	32.005	250.6	1:27:22.952
31	2	2:35.887	27.940	1:11.180	56.767	288.8	1:08:22.498	38	1	1:46.264	31.808	42.476	31.980	251.7	1:29:09.216
32	2	3:10.009	1:13.001	1:19.344	37.664	79.7	1:11:32.507	39	1	1:46.276	31.791	42.792	31.693	250.6	1:30:55.492
33	2	1:36.842	29.337	38.808	28.697	286.5	1:13:09.349	24 Nielsen Racing Oreca 07 - Gibson							
34	2	1:34.619	27.678	38.686	28.255	291.1	1:14:43.968	1.Edward PEARSON LMP2							
35	2	2:14.077	28.756	48.641	56.680	266.7	1:16:58.045	2.Roy NISSANY							
36	2	2:46.124	1:13.236	1:03.288	29.600	79.7	1:19:44.169	1	3	2:31.791	1:10.346	46.908	34.537	148.6	2:31.791
37	2	1:36.349	28.489	38.214	29.646	288.0	1:21:20.518	2	3	1:43.696	31.167	42.490	30.039	260.9	4:15.487
38	2	1:34.311	27.868	38.127	28.316	286.5	1:22:54.829	3	3	2:09.157 B	28.682	40.591	59.884	284.2	6:24.644
39	2	1:35.726	28.410	38.470	28.846	289.5	1:24:30.555	4	3	6:09.415	4:55.481	42.793	31.141	161.4	12:34.059
40	2	1:34.161	27.485	38.407	28.269	291.1	1:26:04.716	5	3	1:35.710	28.332	38.633	28.745	284.2	14:09.769
41	2	1:32.907	27.171	37.806	27.930	291.1	1:27:37.623	6	3	1:32.764	27.398	37.982	27.384	289.5	15:42.533
42	2	1:34.577	27.202	38.203	29.172	291.1	1:29:12.200	7	3	1:34.194	27.727	38.452	28.015	289.5	17:16.727
43	2	1:34.503	27.621	38.384	28.498	290.3	1:30:46.703	8	3	2:19.861 B	29.126	52.817	57.918	263.4	19:36.588
23 United Autosports McLaren 720S LMGTS Evo								3.Wayne BOYD LMGTS3							
1.Michael BIRCH								2.Garnet PATTERSON							
1	1	2:47.936	1:22.417	50.550	34.969	148.4	2:47.936	9	3	4:59.276	2:41.529	1:20.514	57.233	79.4	24:35.864
2	1	1:51.022	33.435	45.006	32.581	246.6	4:38.958	10	3	3:11.277 B	1:13.164	1:16.702	41.411	79.4	27:47.141
3	1	3:22.636 B	1:05.001	1:20.039	57.596	251.2	8:01.594	11	3	4:03.390	2:53.931	40.764	28.695	204.5	31:50.531
4	1	4:51.249	3:31.375	45.740	34.134	177.9	12:52.843	12	3	1:34.903	27.778	38.760	28.365	285.0	33:25.434
5	1	4:51.339	33.647	44.618	33.074	251.2	14:44.182	13	3	4:36.352	28.204	38.904	29.244	289.5	35:01.786
6	1	1:48.473	33.083	43.385	32.005	225.0	16:32.655	14	3	4:35.452	29.599	37.911	27.642	282.7	36:36.938
7	1	1:59.538	32.941	43.625	42.972	252.9	18:32.193	15	3	1:32.067	26.794	37.534	27.739	291.1	38:09.005
8	1	3:29.847	1:13.061	1:19.632	57.154	79.2	22:02.040	16	3	1:34.842	27.033	38.459	29.350	287.2	39:43.847
9	1	3:30.822	1:13.130	1:20.502	57.190	79.2	25:32.862	17	3	1:32.949	27.498	37.745	27.706	285.7	41:16.796
10	1	2:57.374 B	1:09.249	50.724	57.401	79.3	28:30.236	18	3	1:40.349 B	27.934	38.777	33.638	290.3	42:57.145
11	1	3:57.441	2:40.484	44.225	32.732	179.1	32:27.677	19	1	3:16.140	2:05.967	39.809	30.364	195.7	46:13.285
12	1	1:47.387	32.147	43.065	32.175	252.9	34:15.064	20	1	1:35.044	27.507	38.506	29.031	285.7	47:48.329
13	1	1:51.807	32.449	45.297	34.061	252.9	36:06.871	21	1	1:32.818	27.197	37.853	27.768	288.8	49:21.147
14	1	1:51.453	33.598	44.163	33.692	254.1	37:58.324	22	1	1:33.680	27.363	38.808	27.509	291.1	50:54.827
15	1	1:51.279	32.778	44.647	33.854	252.9	39:49.603	23	1	1:34.376	27.637	39.026	27.713	289.5	52:29.203
16	1	1:49.404	32.333	44.125	32.946	250.6	41:39.007	24	1	1:33.221	27.082	38.490	27.649	291.1	54:02.424
17	1	1:49.273	32.497	44.328	32.448	250.6	43:28.280	25	1	1:32.125	26.811	37.575	27.739	291.1	55:34.549
18	1	1:48.037	32.154	43.239	32.644	252.9	45:16.317	26	1	1:34.018	26.724	38.618	28.676	290.3	57:08.567
19	1	1:54.478 B	32.016	43.742	38.720	251.7	47:10.795	27	1	1:33.564	26.959	38.245	28.360	289.5	58:42.131
20	2	2:52.515	1:39.357	41.976	31.182	186.5	50:03.310	28	1	1:34.294	27.743	38.561	27.990	288.0	1:00:16.425
21	2	1:43.071	30.680	41.643	30.748	252.3	51:46.381	29	1	1:35.053	27.741	37.874	29.438	291.1	1:01:51.478
22	2	1:42.644	30.621	44.484	30.509	253.5	53:28.995	30	1	1:38.072	27.995	39.461	30.616	285.7	1:03:29.550
23	2	1:42.741	30.623	41.528	30.590	254.7	55:11.736	31	1	1:42.488 B	28.051	38.536	35.901	286.5	1:05:12.038
24	2	1:46.700	30.825	43.458	32.717	254.7	56:58.436	32	2	5:17.197	3:01.286	1:19.341	56.570	79.5	1:10:29.235
25	2	1:43.838	30.749	41.779	31.340	255.3	58:42.274	33	2	2:07.879	59.032	39.960	28.887	79.7	1:12:37.114
26	2	1:51.042 B	34.074	41.766	38.172	254.1	1:00:33.286	34	2	1:35.480	27.710	39.111	28.659	285.7	1:14:12.594
27	3	2:47.201	1:33.739	42.355	31.107	186.9	1:03:20.487	35	2	1:40.955	30.130	38.454	32.371	214.3	1:15:53.549
28	3	1:45.801	30.889	42.185	32.727	252.9	1:05:06.288	36	2	3:17.389	1:12.839	1:19.291	45.259	79.6	1:19:10.938
29	3	2:03.474	31.081	41.672	50.721	252.3	1:07:09.762	37	2	1:35.849	28.204	39.299	28.346	285.0	1:20:46.787
30	3	3:27.422	1:12.671	1:18.719	56.032	79.6	1:10:37.184	38	2	1:34.061	27.622	38.288	28.151	288.8	1:22:20.848
31	3	2:10.435	56.124	43.340	31.001	79.3	1:12:47.619	39	2	1:35.289	27.641	39.005	28.643	288.8	1:23:56.137
32	3	1:48.365 B	30.819	41.549	35.997	252.9	1:14:35.984	40	2	1:35.595	28.069	38.982	28.544	286.5	1:25:31.732
33	1	5:23.125	3:42.597	1:04.611	35.917	78.6	1:19:59.109	41	2	1:37.841	28.384	40.075	29.382	288.0	1:27:09.573
34	1	1:56.197	34.294	45.929	35.974	248.3	1:21:55.306	42	2	1:35.496	28.040	38.644	28.812	290.3	1:28:45.069
35	1	1:53.049	32.511	48.019	32.519	248.3	1:23:48.355	43	2	1:35.350	27.570	38.608	29.172	287.2	1:30:20.419
36	1	1:47.670	32.160	42.791	32.719	247.7	1:25:36.025	25 Algarve Pro Racing Oreca 07 - Gibson							
								1.Matthias KAISER LMP2							
								2.Tristan VAUTIER							
1	3	2:00.047	46.096	43.141	30.810	168.7	2:00.047								





European Le Mans Series

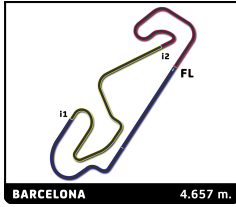
4 Hours of Barcelona

Free Practice 2

Sector Analysis

Lap under Red Flag											Invalidated Lap	Personal Best	Session Best	B Crossing the pit lane	
Lap	D	Time	Sector 1	Sector 2	Sector 3	T. Spd	Elapsed	Lap	D	Time	Sector 1	Sector 2	Sector 3	T. Spd	Elapsed
21	2	1:34.275	27.264	38.649	28.362	291.1	50:15.464	31	2	1:38.543B	27.338	37.987	33.218	291.9	1:05:54.154
22	2	1:33.817	27.582	38.104	28.131	291.1	51:49.281	32	2	5:02.497	2:47.036	1:19.244	56.217	79.8	1:10:56.651
23	2	1:34.706	27.398	38.237	29.071	291.1	53:23.987	33	2	1:54.587	46.215	39.321	29.051	178.5	1:12:51.238
24	2	1:39.278B	27.369	37.996	33.913	288.8	55:03.265	34	2	1:33.662	27.716	38.236	27.710	289.5	1:14:24.900
25	1	4:15.229	3:07.500	38.919	28.810	207.3	59:18.494	35	2	1:54.398	28.464	38.284	47.650	246.6	1:16:19.298
26	1	1:34.854	27.741	38.419	28.694	288.8	1:00:53.348	36	2	3:04.429	1:12.540	1:18.968	32.921	79.8	1:19:23.727
27	1	1:34.824	27.836	38.393	28.595	287.2	1:02:28.172	37	2	1:33.867	27.951	38.015	27.901	286.5	1:20:57.594
28	1	1:37.245	28.607	38.924	29.687	288.0	1:04:05.387	38	2	1:32.850	27.348	37.670	27.832	289.5	1:22:30.444
29	1	1:41.225B	28.386	39.023	33.816	286.5	1:05:46.612	39	2	1:32.429	27.201	37.626	27.602	290.3	1:24:02.873
30	1	6:03.105	4:13.258	1:18.660	31.187	79.5	1:11:49.717	40	2	2:20.113B	27.710	37.888	1:14.515	282.0	1:26:22.986
31	1	1:38.438	28.926	39.807	29.705	282.7	1:13:28.155	30 Duqueine Team 1.Giorgio RODA 3.Doriane PIN 2.Richard VERSCHOOR Oreca 07 - Gibson LMP2 Pro/Am							
32	1	1:38.205	27.785	39.428	30.992	288.8	1:15:06.360	1	2	3:33.921	2:15.119	45.341	33.461	158.8	3:33.921
33	1	2:34.496	28.156	1:09.471	56.869	286.5	1:17:40.856	2	2	1:36.716	29.030	39.142	28.544	285.7	5:10.637
34	1	2:26.062	1:13.439	42.931	29.692	78.6	1:20:06.918	3	2	2:58.352B	47.053	1:15.739	55.560	289.5	8:08.989
35	1	1:34.786	27.765	39.092	27.929	286.5	1:21:41.704	4	2	4:22.992	3:13.051	41.124	28.817	172.0	12:31.981
36	1	2:04.433B	27.408	59.790	37.235	287.2	1:23:46.137	5	2	4:33.104	27.439	37.594	28.068	288.8	14:05.082
37	3	2:37.858	1:29.100	38.618	30.140	202.6	1:26:23.995	6	2	1:33.173	27.266	37.452	28.455	290.3	15:38.255
38	3	4:36.176	27.388	38.795	29.993	288.8	1:28:00.171	7	2	1:31.896	27.023	37.359	27.514	290.3	17:10.151
39	3	4:32.974	27.262	37.756	27.953	288.0	1:29:33.142	8	2	2:02.145	27.365	37.522	57.258	285.7	19:12.296
40	3	1:34.007	27.035	38.355	28.617	289.5	1:31:07.149	9	2	3:29.307B	1:12.714	1:19.295	57.298	79.8	22:41.603
29 Forestier Racing by Panis 1.Louis ROUSSET 3.Esteban MASSON 2.Oliver GRAY Oreca 07 - Gibson LMP2															
1	3	2:07.563	54.272	42.834	30.457	137.1	2:07.563	10	1	11:36.181	...	40.737	29.388	200.7	34:17.784
2	3	1:39.657	29.946	39.747	29.964	272.0	3:47.220	11	1	1:38.387	29.651	39.090	29.646	281.2	35:56.171
3	3	1:36.704	28.097	40.039	28.568	289.5	5:23.924	12	1	1:34.626	27.906	38.420	28.300	290.3	37:30.797
4	3	3:15.390B	1:07.295	1:09.400	58.695	79.8	8:39.314	13	1	1:34.474	28.079	38.316	28.079	289.5	39:05.271
5	3	4:50.574	3:43.351	39.030	28.493	209.3	13:29.888	14	1	1:34.308	27.206	37.715	29.387	290.3	40:39.579
6	3	1:34.641	27.450	37.939	29.252	290.3	15:04.529	15	1	1:33.044	27.163	37.791	28.090	291.1	42:12.623
7	3	1:30.233	27.050	36.356	26.827	290.3	16:34.762	16	1	1:32.299	26.997	37.479	27.823	288.8	43:44.922
8	3	1:37.079	28.071	38.463	30.545	285.0	18:11.841	17	1	1:32.569	27.148	37.486	27.935	288.8	45:17.491
9	3	3:20.388B	1:04.521	1:18.792	57.075	79.9	21:32.229	18	1	1:34.355	27.064	38.201	29.090	287.2	46:51.846
10	1	5:50.571B	3:33.369	1:19.781	57.421	79.8	27:22.800	19	1	1:40.883B	27.669	38.894	34.320	290.3	48:32.729
11	1	4:46.468	3:37.741	39.708	29.019	180.6	32:09.268	20	3	2:58.299	1:49.875	39.582	28.842	203.0	51:31.028
12	1	1:37.622	29.289	39.200	29.133	286.5	33:46.890	21	3	1:35.213	27.313	38.985	28.915	291.1	53:06.241
13	1	1:34.128	28.210	37.822	28.096	291.9	35:21.018	22	3	4:35.509	28.089	38.847	28.573	288.0	54:41.750
14	1	1:32.126	27.167	37.520	27.439	289.5	36:53.144	23	3	1:35.318	27.790	38.358	29.170	290.3	56:17.068
15	1	1:31.927	26.953	37.379	27.595	291.1	38:25.071	24	3	4:32.424	26.918	37.702	27.804	288.8	57:49.492
16	1	1:33.689	27.269	38.259	28.161	291.1	39:58.760	25	3	1:33.163	26.820	38.430	27.913	289.5	59:22.655
17	1	1:34.776	27.641	38.789	28.346	290.3	41:33.536	26	3	4:32.296	26.791	37.633	27.872	290.3	1:00:54.951
18	1	1:35.624	27.350	40.142	28.132	290.3	43:09.160	27	3	4:33.300	26.826	38.032	28.442	288.8	1:02:28.251
19	1	1:32.853	27.377	37.726	27.750	291.1	44:42.013	28	3	1:34.955	28.082	38.312	28.561	286.5	1:04:03.206
20	1	1:35.188	28.120	38.949	28.119	288.8	46:17.201	29	3	1:34.523	27.179	38.195	29.149	287.2	1:05:37.729
21	1	1:33.883	27.318	38.560	28.005	291.1	47:51.084	30	3	2:25.696B	27.913	1:00.200	57.583	287.2	1:08:03.425
22	1	1:33.238	27.614	37.789	27.835	288.8	49:24.322	31	2	4:02.654	2:32.987	58.735	30.932	79.1	1:12:06.079
23	1	1:33.773	27.404	38.181	28.188	291.1	50:58.095	32	2	1:36.278	28.802	38.457	29.019	279.1	1:13:42.357
24	1	4:32.933	27.144	37.904	27.888	291.1	52:31.028	33	2	1:33.826	27.444	38.183	28.199	290.3	1:15:16.183
25	1	1:32.964	27.233	37.738	27.993	290.3	54:03.992	34	2	2:42.076	27.947	1:17.211	56.918	281.2	1:17:58.259
26	1	1:38.017B	27.271	37.798	32.948	290.3	55:42.009	35	2	2:16.661	1:08.179	39.140	29.342	79.6	1:20:14.920
27	2	3:53.754	2:47.551	38.246	27.957	211.8	59:35.763	36	2	1:35.820	27.433	38.682	29.705	289.5	1:21:50.740
28	2	1:33.878	27.256	37.821	28.801	291.1	1:01:09.641	37	2	1:33.408	27.333	38.278	27.797	289.5	1:23:24.148
29	2	1:32.835	27.643	37.574	27.618	290.3	1:02:42.476	38	2	1:34.825	27.155	38.565	29.105	290.3	1:24:58.973
30	2	1:33.135	27.126	37.976	28.033	291.1	1:04:15.611	39	2	1:33.346	27.184	38.156	28.006	291.1	1:26:32.319
								40	2	1:33.296	27.124	38.023	28.149	283.5	1:28:05.615





European Le Mans Series

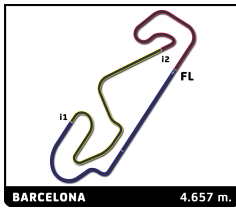
4 Hours of Barcelona

Free Practice 2

Sector Analysis

Lap under Red Flag								Invalidated Lap		Personal Best		Session Best		B Crossing the pit lane			
Lap	D	Time	Sector 1	Sector 2	Sector 3	T. Spd	Elapsed	Lap	D	Time	Sector 1	Sector 2	Sector 3	T. Spd	Elapsed		
31 Racing Spirit of Lemans Ligier JS P325 - Toyota																	
1.Ralph MEICHTRY				3.Lenny RIED								LMP3					
2.Grégory DE SYBOURG																	
1	3	3:23.988	1:54.005	52.597	37.386	129.7	3:23.988	13	2	1:48.155	B	30.851	41.616	35.688	252.3	39:00.967	
2	3	2:03.234	37.139	48.770	37.325	210.9	5:27.222	14	1	3:29.435		2:12.613	43.935	32.887	184.0	42:30.402	
3	3	3:15.128	B	1:13.303	1:01.153	1:00.672	79.1	8:42.350	15	1	4:48.090		34.664	43.781	32.645	251.2	44:18.492
4	3	4:31.816	3:02.239	50.928	38.649	130.4	13:14.166	16	1	1:45.742		31.547	42.401	31.794	251.7	46:04.234	
5	3	2:04.442	37.574	50.136	36.732	229.3	15:18.608	17	1	1:45.386		31.412	42.136	31.838	252.3	47:49.620	
6	3	2:04.870	B	35.125	46.266	43.479	224.5	17:23.478	18	1	1:45.066		31.429	42.028	31.609	252.3	49:34.686
7	1	9:31.055	B	2:50.792	5:35.160	1:05.103	79.2	26:54.533	19	1	1:50.189	B	31.260	42.506	36.423	251.2	51:24.875
8	1	8:05.099	6:41.973	48.803	34.323	169.8	34:59.632	20	1	3:23.109		2:02.527	46.608	33.974	178.8	54:47.984	
9	1	1:52.832	33.895	45.468	33.469	254.1	36:52.464	21	1	1:45.529		31.845	42.596	31.088	250.6	56:33.513	
10	1	1:47.270	32.019	43.104	32.147	255.9	38:39.734	22	1	1:43.892		31.112	41.901	30.879	251.7	58:17.405	
11	1	1:45.586	31.272	42.583	31.731	257.8	40:25.320	23	1	1:44.721		30.953	41.966	31.802	252.9	1:00:02.126	
12	1	1:43.936	30.818	41.593	31.525	256.5	42:09.256	24	1	1:44.307		30.885	42.562	30.860	251.2	1:01:46.433	
13	1	1:43.501	30.786	41.532	31.183	257.8	43:52.757	25	1	1:43.167		30.722	41.535	30.910	251.7	1:03:29.600	
14	1	1:43.783	30.671	41.673	31.439	259.0	45:36.540	26	1	1:43.562		30.751	42.008	30.803	253.5	1:05:13.162	
15	1	1:44.370	30.779	42.119	31.472	259.6	47:20.910	27	1	2:08.595	B	30.969	42.477	55.149	251.2	1:07:21.757	
16	1	1:50.755	B	30.793	42.325	37.637	258.4	49:11.665	28	3	5:50.880		4:31.060	43.467	36.353	181.2	1:13:12.637
17	3	3:43.222	2:28.016	43.481	31.725	186.2	52:54.887	29	3	1:45.187		32.106	41.997	31.084	247.7	1:14:57.824	
18	3	1:44.519	31.083	42.225	31.211	260.2	54:39.406	30	3	2:38.397		31.933	1:10.461	56.003	251.2	1:17:36.221	
19	3	1:44.466	31.001	42.106	31.359	258.4	56:23.872	31	3	2:33.189		1:12.424	48.154	32.611	79.5	1:20:09.410	
20	3	1:42.939	30.667	41.462	30.810	258.4	58:06.811	32	3	1:44.701		31.064	41.917	31.720	247.7	1:21:54.111	
21	3	1:44.247	31.150	42.242	30.855	258.4	59:51.058	33	3	1:46.318		30.959	43.735	31.624	252.3	1:23:40.429	
22	3	1:43.811	30.585	41.698	31.528	259.0	1:01:34.869	34	3	1:42.825		30.775	41.515	30.535	251.2	1:25:23.254	
23	3	1:44.462	31.206	41.996	31.260	259.0	1:03:19.331	35	3	1:43.930		30.592	41.224	32.114	252.3	1:27:07.184	
24	3	1:49.996	B	30.617	41.902	37.477	257.1	1:05:09.327	36	3	1:43.640		30.884	41.577	31.179	252.9	1:28:50.824
25	2	4:59.380	2:43.895	1:18.855	56.630	79.5	1:10:08.707	37	3	1:43.638		30.790	41.707	31.141	252.3	1:30:34.462	
26	2	2:27.711	1:11.068	44.748	31.895	79.6	1:12:36.418										
27	2	1:46.862	31.432	42.654	32.776	257.8	1:14:23.280										
28	2	2:06.551	31.324	42.554	52.673	256.5	1:16:29.831										
29	2	3:04.418	1:12.400	1:18.730	33.288	79.6	1:19:34.249										
30	2	1:47.863	32.582	43.107	32.174	252.9	1:21:22.112										
31	2	1:48.871	32.977	43.720	32.174	258.4	1:23:10.983										
32	2	1:53.597	B	31.463	42.654	39.480	257.8	1:25:04.580									
33	3	3:39.644	B	2:15.694	44.834	39.116	185.9	1:28:44.224									
32 TF Sport Corvette Z06 LMGT3.R																	
1.Blake MCDONALD				3.Charlie EASTWOOD								LMGT3					
2.Alec UDELL																	
1	2	2:00.338	39.794	47.202	33.342	176.8	2:00.338										
2	2	1:48.350	32.600	43.792	31.958	249.4	3:48.688										
3	2	1:56.524	B	31.547	42.173	42.804	252.9	5:45.212									
4	2	6:24.520	5:07.949	42.785	33.786	185.2	12:09.732										
5	2	1:45.051	31.340	42.340	31.371	250.6	13:54.783										
6	2	1:43.692	31.228	41.601	30.863	251.2	15:38.475										
7	2	1:43.786	30.866	41.574	31.346	252.9	17:22.261										
8	2	2:31.906	B	32.053	1:02.455	57.398	234.3	19:25.167									
9	2	12:06.546	...	42.579	32.958	179.1	32:00.713										
10	2	1:44.417	31.279	41.960	31.178	250.0	33:45.130										
11	2	1:44.015	31.107	41.904	31.004	251.7	35:29.145										
12	2	4:43.667	30.872	41.960	30.835	252.3	37:12.812										
33 Inter Europol Competition Oreca 07 - Gibson																	
1.Bijoy GARG												LMP2					
2.Reshad DE GÉRUS																	
1	2	2:22.718	1:05.889	45.321	31.508	127.1	2:22.718										
2	2	1:39.160	29.414	41.084	28.662	269.3	4:01.878										
3	2	1:55.061	B	27.994	38.085	48.982	281.2	5:56.939									
4	2	6:28.121	5:20.462	39.668	27.991	132.5	12:25.060										
5	2	1:30.549	26.605	36.549	37.955	291.9	13:55.609										
6	2	1:36.528	26.266	37.705	32.557	293.5	15:32.137										
7	2	1:29.622	26.277	36.552	26.793	295.1	17:01.759										
8	2	2:03.170	B	28.235	39.745	55.190	297.5	19:04.929									
9	2	8:31.060	B	6:14.617	1:18.909	57.534	79.4	27:35.989									
10	2	4:27.297	3:18.242	40.403	28.652	193.2	32:03.286										
11	2	1:33.244	27.449	38.063	27.732	291.9	33:36.530										
12	2	4:30.908	26.723	36.899	27.286	294.3	35:07.438										
13	2	1:32.764	26.696	38.340	27.728	295.1	36:40.202										
14	2	1:32.098	26.924	37.387	27.787	295.9	38:12.300										
15	2	1:33.343	27.574	37.772	27.997	297.5	39:45.643										
16	2	1:39.336	B	27.959	38.608	32.769	295.1	41:24.979									
17	2	3:30.637	2:22.239	39.477	28.921	212.2	44:55.616										
18	2	1:31.441	26.744	37.278	27.419	294.3	46:27.057										
19	2	1:32.805	26.957	38.016	27.832	295.1	47:59.862										
20	2	1:38.447	B	27.369	38.560	32.518	295.9	49:38.309									
21	1	10:01.591	8:54.196	39.061	28.334	208.9	59:39.900										
22	1	4:32.964	27.259	37.644	28.064	291.1	1:01:12.864										
23	1	1:36.703	29.011	38.730	28.962	295.1	1:02:49.567										
24	1	1:34.191	27.335	38.288	28.568	293.5	1:04:23.758										
25	1	1:33.410	27.282	38.324	27.804	295.9	1:05:57.168										





European Le Mans Series

4 Hours of Barcelona

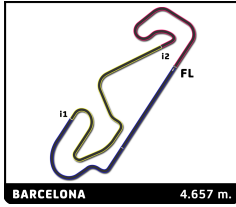
Free Practice 2

Sector Analysis

Lap under Red Flag Invalidated Lap Personal Best Session Best Crossing the pit lane

Lap	D	Time	Sector 1	Sector 2	Sector 3	T. Spd	Elapsed	Lap	D	Time	Sector 1	Sector 2	Sector 3	T. Spd	Elapsed
51 AF Corse 1.Charles-Henri SAMANI 2.Conrad LAURSEN 3.Davide RIGON Ferrari 296 LMGT3 Evo LMGT3															
1	1	3:03.219	1:38.126	49.785	35.308	129.8	3:03.219								
2	1	1:54.419	33.975	47.097	33.347	249.4	4:57.638								
3	1	2:38.649 B	36.664	1:18.433	43.552	250.6	7:36.287								
4	1	5:36.311	4:14.629	47.138	34.544	161.7	13:12.598								
5	1	1:49.472	33.079	43.978	32.415	248.8	15:02.070								
6	1	1:48.324	32.087	43.550	32.687	252.3	16:50.394								
54 High Class Racing 1.Dennis ANDERSEN 2.Anders FJORBACH 3.Laurin HEINRICH Porsche 911 GT3 R LMGT3 LMGT3															
1	1	2:36.699	B 1:06.386	48.312	42.001	134.2	2:36.699								
2	1	13:02.582	B ...	46.438	38.691	160.7	15:39.281								
3	3	3:25.902	1:46.619	44.265	55.018	175.9	19:05.183								
4	3	3:29.461	1:12.983	1:19.733	56.745	79.1	22:34.644								
5	3	3:28.640	1:12.793	1:19.474	56.373	79.2	26:03.284								
6	3	3:18.867 B	1:12.835	1:05.870	1:00.162	79.1	29:22.151								
7	2	3:11.009	1:56.667	42.528	31.814	184.9	32:33.160								
8	2	1:44.259	31.121	41.968	31.170	254.7	34:17.419								
9	2	1:44.777	31.672	42.136	30.969	257.1	36:02.196								
10	2	1:44.284	30.979	42.110	31.195	252.9	37:46.480								
11	2	1:42.931	30.790	41.516	30.625	252.9	39:29.411								
12	2	1:42.586	30.656	41.530	30.400	252.3	41:11.997								
13	2	1:44.120	31.027	41.994	31.099	252.3	42:56.117								
14	2	4:42.692	30.623	41.494	30.575	252.3	44:38.809								
15	2	1:43.734	30.868	41.840	31.026	252.3	46:22.543								
16	2	1:43.742	30.944	42.096	30.702	251.7	48:06.285								
17	2	1:43.194	30.921	41.533	30.740	251.2	49:49.479								
18	2	1:44.333	31.159	42.118	31.056	251.2	51:33.812								
19	2	1:48.706	B 30.848	42.277	35.581	254.1	53:22.518								
20	1	3:37.637	2:16.631	46.755	34.251	176.8	57:00.155								
21	1	1:49.967	32.730	44.719	32.518	250.0	58:50.122								
22	1	1:49.118	32.094	44.338	32.686	248.8	1:00:39.240								
23	1	1:48.252	32.056	43.461	32.735	249.4	1:02:27.492								
24	1	1:48.443	32.267	43.987	32.189	250.6	1:04:15.935								
25	1	1:47.965	32.037	43.800	32.128	249.4	1:06:03.900								
26	1	2:53.863	38.259	1:19.105	56.499	248.3	1:08:57.763								
27	1	2:59.448	1:12.839	1:13.188	33.421	79.2	1:11:57.211								
28	1	1:47.951	32.180	43.237	32.534	248.8	1:13:45.162								
29	1	1:53.400	B 32.152	43.172	38.076	247.7	1:15:38.562								
30	3	4:03.115	2:18.826	1:11.705	32.584	79.1	1:19:41.677								
31	3	1:43.333	31.383	41.373	30.577	248.8	1:21:25.010								
32	3	1:42.481	30.715	41.661	30.105	250.6	1:23:07.491								
33	3	1:41.913	30.642	41.113	30.158	250.0	1:24:49.404								
34	3	1:41.745	30.575	40.960	30.210	250.6	1:26:31.149								
55 Spirit of Race 1.Duncan CAMERON 2.David PEREL 3.Matthew GRIFFIN Ferrari 296 LMGT3 Evo LMGT3															
1	1	3:21.083	B 1:45.102	50.377	45.604	157.0	3:21.083								
2	1	9:27.179	8:03.688	47.821	35.670	156.5	12:48.262								
3	1	1:51.020	33.141	44.289	33.590	249.4	14:39.282								
4	1	1:46.754	31.872	43.149	31.733	251.7	16:26.036								
5	1	1:48.845	31.898	43.992	32.955	253.5	18:14.881								
6	1	3:27.676	1:11.463	1:19.318	56.895	79.0	21:42.557								
7	1	3:29.722	1:13.074	1:19.954	56.694	79.1	25:12.279								
8	1	3:13.459 B	1:12.926	58.846	1:01.687	79.1	28:25.738								
9	1	3:58.038	2:35.815	47.492	34.731	165.9	32:23.776								
10	1	1:49.111	33.270	43.994	31.847	250.6	34:12.887								
11	1	1:44.831	31.280	41.941	31.610	252.9	35:57.718								
12	1	1:43.764	31.046	41.836	30.882	253.5	37:41.482								
13	1	1:43.885	30.865	42.091	30.929	254.7	39:25.367								
14	1	1:44.084	30.869	42.106	31.109	251.2	41:09.451								
15	1	1:43.730	31.019	41.658	31.053	251.7	42:53.181								
16	1	1:43.799	30.787	41.911	31.101	254.7	44:36.980								
17	1	1:51.750	B 30.931	42.812	38.007	252.9	46:28.730								
18	3	3:43.317	2:29.697	42.281	31.339	184.3	50:12.047								
19	3	4:44.940	31.270	44:875	31.765	250.0	51:56.957								
20	3	1:43.322	30.947	41.485	30.890	254.1	53:40.279								
21	3	1:44.266	31.323	41.868	31.075	252.9	55:24.545								
22	3	1:44.249	30.984	41.696	31.569	251.7	57:08.794								
23	3	1:43.654	30.939	41.733	30.982	251.7	58:52.448								
24	3	1:45.083	31.055	42.242	31.786	252.3	1:00:37.531								
25	3	1:43.968	31.086	41.945	30.937	251.2	1:02:21.499								
26	3	1:44.082	31.073	41.700	31.309	250.6	1:04:05.581								
27	3	1:44.537	31.046	42.184	31.307	251.2	1:05:50.118								
28	3	2:40.070	31.101	1:12.344	56.625	252.3	1:08:30.188								
29	3	3:08.287	1:12.731	1:19.124	36.432	79.3	1:11:38.475								
30	3	1:44.206	31.395	41.728	31.083	250.0	1:13:22.681								
31	3	4:44.648	31.101	41.904	34.643	252.3	1:15:07.299								
32	3	2:43.226	31.834	1:15.143	56.249	253.5	1:17:50.525								
33	3	2:26.563	1:12.265	42.723	31.575	79.2	1:20:17.088								
34	3	1:43.706	31.159	41.696	30.851	250.0	1:22:00.794								
35	3	1:44.307	30.947	42.262	31.098	251.7	1:23:45.101								
36	3	1:44.892	31.187	42.152	31.553	251.7	1:25:29.993								
37	3	1:44.703	31.371	42.058	31.274	251.7	1:27:14.696								
38	3	1:44.694	31.157	42.234	31.303	251.7	1:28:59.390								
39	3	1:44.757	31.186	42.170	31.401	251.2	1:30:44.147								
57 Kessel Racing 1.Takeshi KIMURA 2.Mathys JAUBERT 3.Daniel SERRA Ferrari 296 LMGT3 Evo LMGT3															
1	3	2:59.775	1:37.335	47.576	34.864	129.5	2:59.775								
2	3	1:47.973	33.365	43.398	31.210	246.6	4:47.748								
3	3	2:35.362 B	30.767	1:16.193	48.402	252.3	7:23.110								
4	3	5:36.743	4:20.429	43.261	33.053	164.1	12:59.853								
5	3	4:43.646	30.677	44:842	31.127	252.3	14:43.469								





European Le Mans Series

4 Hours of Barcelona

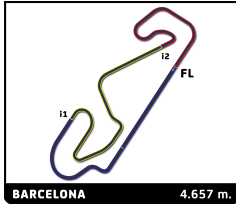
Free Practice 2

Sector Analysis

Lap under Red Flag										Invalidated Lap		Personal Best		Session Best		B Crossing the pit lane														
Lap	D	Time	Sector 1	Sector 2	Sector 3	T. Spd	Elapsed	Lap	D	Time	Sector 1	Sector 2	Sector 3	T. Spd	Elapsed															
6	3	1:42.741	30.722	41.017	31.002	252.3	16:26.210	16	1	1:45.907	31.617	42.608	31.682	254.7	41:26.506															
7	3	1:45.315	30.583	41.236	33.496	257.8	18:11.525	17	1	1:54.351	B	31.520	43.635	39.196	254.1	43:20.857														
8	3	3:17.786	1:02.967	1:18.784	56.035	79.6	21:29.311	18	2	2:52.492	1:38.528	42.522	31.442	185.2	46:13.349															
9	3	3:28.578	1:12.568	1:19.673	56.337	79.5	24:57.889	19	2	1:43.708	30.888	42.011	30.849	255.3	47:57.057															
10	3	3:21.436	B	1:13.442	1:08.392	59.602	78.4	28:19.325	20	2	1:44.963	31.073	42.119	31.771	254.1	49:42.020														
11	3	4:13.159	2:59.011	42.501	31.647	184.3	32:32.484	21	2	1:49.334	31.151	43.333	34.850	254.7	51:31.354															
12	3	1:43.920	31.014	41.622	31.284	254.1	34:16.404	22	2	1:43.940	31.005	41.942	30.993	255.3	53:15.294															
13	3	1:45.147	31.214	41.851	32.082	255.3	36:01.551	23	2	1:44.870	30.825	41.721	32.324	255.3	55:00.164															
14	3	1:42.793	30.621	41.313	30.859	252.9	37:44.344	24	2	1:44.473	30.952	41.900	31.621	254.1	56:44.637															
15	3	1:42.800	30.646	41.605	30.549	254.7	39:27.144	25	2	1:49.344	B	30.976	42.240	36.128	254.1	58:33.981														
16	3	1:48.177	B	30.773	41.458	35.946	252.3	41:15.321	26	1	7:41.732	6:17.576	47.808	36.348	181.5	1:06:15.713														
17	2	2:53.232	1:40.765	41.793	30.674	186.2	44:08.553	27	1	3:10.429	53.728	1:19.742	56.959	169.0	1:09:26.142															
18	2	1:43.362	30.919	41.670	30.773	254.7	45:51.915	28	1	2:43.842	1:13.162	58.856	31.824	79.1	1:12:09.984															
19	2	1:43.625	30.896	41.886	30.843	255.3	47:35.540	29	1	1:45.250	31.631	42.319	31.300	250.6	1:13:55.234															
20	2	1:43.089	30.822	41.560	30.707	253.5	49:18.629	30	1	1:45.026	31.295	42.257	31.474	251.2	1:15:40.260															
21	2	1:43.689	30.784	41.898	31.007	252.3	51:02.318	31	1	3:25.904	1:02.565	1:19.470	1:03.869	79.2	1:19:06.164															
22	2	1:48.002	B	30.849	41.624	35.529	254.1	52:50.320	32	1	1:50.449	33.108	43.336	34.005	241.1	1:20:56.613														
23	2	2:36.093	1:22.011	43.168	30.914	179.7	55:26.413	33	1	1:44.438	31.206	42.062	31.170	252.3	1:22:41.051															
24	2	1:43.964	30.970	44.757	31.237	252.3	57:10.377	34	1	1:44.775	31.192	42.157	31.426	251.2	1:24:25.826															
25	2	1:42.580	30.642	41.534	30.404	253.5	58:52.957	35	1	1:53.340	B	31.044	42.140	40.156	252.9	1:26:19.166														
26	2	1:48.180	B	30.871	42.035	35.274	255.9	1:00:41.137	36	2	2:44.145	1:29.489	42.063	32.593	184.9	1:29:03.311														
27	1	3:11.702	1:56.563	43.527	31.612	179.1	1:03:52.839	37	2	1:43.507	30.906	41.861	30.740	252.3	1:30:46.818															
28	1	1:45.067	31.280	42.453	31.334	250.6	1:05:37.906	<div style="border: 1px solid black; padding: 5px;"> 62 Team Qatar by Iron Lynx Mercedes-AMG LMGT3 1. Abdulla Ali AL-KHELAIFI 3. Adam CHRISTODOULOU 2. Julian HANSES LMGT3 </div>										1	3	3:21.988	B	1:48.121	49.809	44.058	145.9	3:21.988				
2	3	9:59.106	B	8:31.509	47.189	40.408	171.7											13:21.094												
3	3	19:02.884	...	43.905	32.617	183.1	32:23.978																							
4	3	1:45.876	31.763	42.469	31.644	253.5	34:09.854																							
5	3	1:44.297	31.253	42.029	31.015	253.5	35:54.151																							
6	3	1:43.938	31.171	41.807	30.960	253.5	37:38.089																							
7	3	1:50.165	B	31.217	42.346	36.602	252.9											39:28.254												
8	1	3:47.479	2:27.498	46.614	33.367	154.9	43:15.733																							
9	1	1:47.989	32.391	42.931	32.667	250.6	45:03.722																							
10	1	1:44.558	31.389	42.127	31.042	252.3	46:48.280																							
11	1	1:43.840	30.939	42.171	30.730	252.9	48:32.120																							
12	1	1:43.797	30.906	41.702	31.189	252.9	50:15.917																							
13	1	1:43.952	31.254	41.907	30.791	252.9	51:59.869																							
14	1	1:43.774	30.841	41.780	31.153	254.7	53:43.643																							
15	1	1:44.119	31.009	41.998	31.112	254.1	55:27.762																							
16	1	1:44.012	30.901	41.823	31.288	254.7	57:11.774																							
17	1	1:44.341	31.031	42.083	31.227	255.9	58:56.115																							
18	1	1:45.171	31.120	42.518	31.533	254.1	1:00:41.286																							
19	1	1:44.877	31.225	42.124	34.528	253.5	1:02:26.163																							
20	1	1:45.473	31.296	42.290	31.887	252.9	1:04:11.636																							
21	1	1:51.724	B	31.518	42.599	37.607	252.3	1:06:03.360																						
22	2	4:37.897	2:22.934	1:18.811	56.152	79.5	1:10:41.257																							
23	2	2:10.232	55.271	42.767	32.194	79.8	1:12:51.489																							
24	2	1:44.188	31.263	41.903	31.022	254.7	1:14:35.677																							
25	2	2:18.172	31.934	50.110	56.128	250.0	1:16:53.849																							
26	2	2:50.574	1:12.381	1:06.464	31.729	79.8	1:19:44.423																							
27	2	1:45.556	31.190	43.224	31.142	252.3	1:21:29.979																							
28	2	1:45.357	31.173	41.779	32.405	252.3	1:23:15.336																							

59 Racing Spirit of Leman Aston Martin Vantage AMR LMGT3								
1. Clément MATEU		3. Valentin HASSE CLOT		LMGT3				
2. Marius FOSSARD								
1	3	2:49.203	1:28.242	47.254	33.707	96.4	2:49.203	
2	3	1:47.434	32.421	43.448	31.565	251.2	4:36.637	
3	3	2:37.353	B	30.774	1:09.218	57.361	253.5	7:13.990
4	3	5:27.641	4:05.602	49.449	32.590	134.3	12:41.631	
5	3	1:42.840	30.851	41.591	30.398	253.5	14:24.471	
6	3	1:41.812	30.458	40.972	30.382	254.7	16:06.283	
7	3	1:41.610	30.375	40.968	30.267	255.3	17:47.893	
8	3	2:54.761	B	34.580	1:22.662	57.519	254.7	20:42.654
9	1	5:00.887	2:43.475	1:20.192	57.220	79.1	25:43.541	
10	1	3:35.189	B	1:11.248	1:24.512	59.429	79.4	29:18.730
11	1	3:11.738	1:56.350	43.336	32.052	180.9	32:30.468	
12	1	1:46.794	31.568	42.969	32.257	254.1	34:17.262	
13	1	1:49.855	32.636	43.942	33.277	259.0	36:07.117	
14	1	1:47.442	32.181	42.901	32.360	253.5	37:54.559	
15	1	1:46.040	31.508	42.492	32.040	254.7	39:40.599	





European Le Mans Series

4 Hours of Barcelona

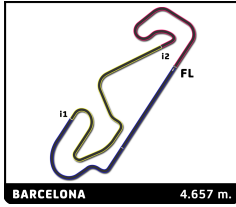
Free Practice 2

Sector Analysis

Lap under Red Flag Invalidated Lap Personal Best Session Best Crossing the pit lane

Lap	D	Time	Sector 1	Sector 2	Sector 3	T. Spd	Elapsed	Lap	D	Time	Sector 1	Sector 2	Sector 3	T. Spd	Elapsed
29	2	1:44.675	31.074	41.946	31.655	252.3	1:25:00.011	5	2	1:45.001	31.038	42.628	31.335	260.9	15:50.276
30	2	1:44.241	31.017	42.090	31.134	252.9	1:26:44.252	6	2	1:42.317	30.527	41.113	30.677	262.1	17:32.593
31	2	1:44.734	31.344	42.024	31.366	252.3	1:28:28.986	7	2	2:38.175	31.242	1:10.555	56.378	251.7	20:10.768
32	2	1:44.908	31.309	42.259	31.340	251.7	1:30:13.894	8	2	3:29.057	1:12.898	1:19.747	56.412	79.4	23:39.825
63 Iron Lynx Mercedes-AMG LMG T3 1.Ameerh NARAN 2.Rui ANDRADE 3.Sergio SETTE CAMARA LMG T3								9 2 3:30.862 B 1:12.932 1:19.293 58.637 79.3 27:10.687 10 2 7:30.276 6:14.171 44.125 31.980 183.7 34:40.963 11 2 1:44.377 31.308 41.979 31.090 257.8 36:25.340 12 2 1:42.984 30.519 41.586 30.879 261.5 38:08.324 13 2 1:43.730 30.760 42.136 30.834 260.9 39:52.054 14 2 1:42.374 30.282 41.342 30.750 261.5 41:34.428 15 2 1:50.803 B 31.320 41.910 37.573 263.4 43:25.231 16 1 4:29.204 3:11.981 43.747 33.476 190.5 47:54.435 17 1 1:46.684 31.749 42.936 31.996 257.8 49:41.116 18 1 4:45.035 31.444 42.326 31.568 257.1 51:26.151 19 1 1:45.796 31.132 43.014 31.650 257.8 53:11.947 20 1 1:44.942 30.816 42.593 31.533 259.6 54:56.889 21 1 1:44.412 30.755 42.370 31.287 259.0 56:41.301 22 1 1:44.721 30.895 41.957 31.869 257.8 58:26.022 23 1 1:53.082 B 30.803 43.681 38.598 259.6 1:00:19.104 24 3 3:32.568 2:18.700 42.312 31.556 187.5 1:03:51.672 25 3 1:43.473 30.925 41.699 30.849 259.6 1:05:35.145 26 3 2:28.838 30.618 1:02.043 56.177 261.5 1:08:03.983 27 3 3:21.830 1:12.571 1:18.897 50.362 79.4 1:11:25.813 28 3 1:43.607 30.907 41.898 30.802 257.8 1:13:09.420 29 3 1:43.829 30.511 41.984 31.334 260.9 1:14:53.249 30 3 2:30.985 B 31.052 1:03.029 56.904 260.9 1:17:24.234 31 2 3:48.393 2:24.631 49.758 34.004 143.2 1:21:12.627 32 2 1:52.149 B 31.499 42.566 38.084 255.9 1:23:04.776 33 3 3:50.363 2:25.106 49.939 35.318 152.3 1:26:55.139 34 3 1:56.658 B 33.184 44.804 38.670 245.5 1:28:51.797							
68 M Racing Ligier JS P325 - Toyota LMP3 1.Nick ADCKOCK 2.Quentin ANTONEL 3.Thomas IMBOURG								74 Kessel Racing Ferrari 296 LMG T3 Evo 1.Andrew GILBERT 2.Fran RUEDA 3.Romain LEROUX							
1	2	3:43.933	2:11.497	53.861	38.575	150.6	3:43.933	1	2	3:00.943	1:40.147	46.538	34.258	124.4	3:00.943
2	2	2:15.306 B	36.921	46.287	52.098	197.8	5:59.239	2	2	1:49.164	33.074	43.873	32.217	247.7	4:50.107
3	2	6:19.714	4:59.965	45.908	33.841	178.5	12:18.953	3	2	2:42.703 B	31.417	1:16.071	55.215	250.6	7:32.810
4	2	1:46.322	31.909	42.769	31.644	258.4	14:05.275	4	2	5:28.526	4:12.414	43.093	33.019	163.9	13:01.336
								5 2 1:42.870 30.809 41.672 30.389 251.7 14:44.206 6 2 1:42.431 31.027 41.143 30.261 247.7 16:26.637 7 2 1:46.025 31.680 42.158 32.187 255.3 18:12.662 8 2 3:20.805 1:05.272 1:18.965 56.568 79.4 21:33.467 9 2 3:28.252 1:12.722 1:19.026 56.504 79.4 25:01.719 10 2 3:20.886 B 1:12.775 1:06.757 1:01.354 79.4 28:22.605 11 2 4:14.513 2:57.904 43.912 32.697 185.6 32:37.118 12 2 1:43.712 31.759 41.460 30.493 251.2 34:20.830 13 2 1:52.878 30.699 42.533 39.646 254.1 36:13.708 14 2 1:42.959 30.736 41.249 30.974 252.9 37:56.667 15 2 1:49.704 B 30.726 41.510 37.468 252.9 39:46.371 16 3 3:35.255 2:18.875 43.696 32.684 184.3 43:21.626 17 3 1:44.010 31.257 41.897 30.856 250.6 45:05.636 18 3 1:43.378 30.800 41.774 30.804 252.9 46:49.014 19 3 1:46.102 30.903 41.991 33.208 253.5 48:35.116 20 3 1:43.313 30.805 41.740 30.768 252.9 50:18.429							





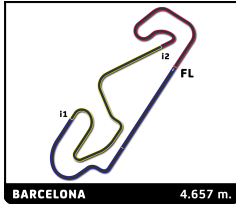
European Le Mans Series

4 Hours of Barcelona

Free Practice 2

Sector Analysis

Lap under Red Flag												Invalidated Lap												Personal Best												Session Best												B Crossing the pit lane											
Lap	D	Time	Sector 1	Sector 2	Sector 3	T. Spd	Elapsed	Lap	D	Time	Sector 1	Sector 2	Sector 3	T. Spd	Elapsed	Lap	D	Time	Sector 1	Sector 2	Sector 3	T. Spd	Elapsed	Lap	D	Time	Sector 1	Sector 2	Sector 3	T. Spd	Elapsed	Lap	D	Time	Sector 1	Sector 2	Sector 3	T. Spd	Elapsed																				
21	3	1:43.729	31.153	41.740	30.836	252.9	52:02.158	35	1	1:45.408	31.663	42.656	31.089	248.8	1:21:09.354	36	1	1:44.036	31.114	41.740	31.182	250.0	1:22:53.390	37	1	1:44.708	31.542	42.101	31.065	249.4	1:24:38.098	38	1	1:45.580	31.016	41.840	32.724	251.2	1:26:23.678																				
22	3	1:44.023	30.927	41.776	31.320	252.9	53:46.181	39	1	1:44.585	31.205	41.954	31.426	251.2	1:28:08.263	40	1	1:44.244	31.135	41.782	31.327	250.0	1:29:52.507	41	1	1:44.332	31.305	41.918	31.409	253.5	1:31:36.839																												
23	3	1:49.379	B	31.198	42.079	36.102	252.9	55:35.560																																																			
24	2	8:46.476		7:33.262	44.241	30.973	186.9	1:04:22.036																																																			
25	2	1:43.994		31.242	41.946	30.806	250.6	1:06:06.030																																																			
26	2	2:52.994		37.704	1:18.868	56.422	250.0	1:08:59.024																																																			
27	2	2:56.043		1:12.588	1:12.079	31.376	79.6	1:11:55.067																																																			
28	2	1:43.480		30.922	41.886	30.672	249.4	1:13:38.547																																																			
29	2	1:48.493	B	30.878	41.905	35.710	250.0	1:15:27.040																																																			
30	1	4:35.231		3:00.982	1:00.080	34.169	79.2	1:20:02.271																																																			
31	1	1:50.321		32.352	44.293	33.676	247.1	1:21:52.592																																																			
32	1	1:48.734		31.795	44.184	32.755	248.8	1:23:41.326																																																			
33	1	1:45.217		31.312	42.412	31.493	249.4	1:25:26.543																																																			
34	1	1:45.042		31.312	42.122	31.608	250.0	1:27:11.585																																																			
35	1	1:44.312		31.246	41.947	31.119	250.6	1:28:55.897																																																			
36	1	1:44.731		31.201	42.078	31.452	250.6	1:30:40.628																																																			
75	Proton Competition 1. Matthew KURZEJEWSKI 3. Richard LIETZ 2. Thomas SARGENT Porsche 911 GT3 R LMG3 LMG3																																																										
1	1	3:12.031	1:46.927	49.250	35.854	150.8	3:12.031	10	1	3:29.979	B	1:12.381	1:19.826	57.772	79.6	28:14.424	19	1	1:43.109	30.880	41.507	30.722	253.5	46:23.578	28	1	1:45.556	31.534	42.426	31.596	250.0	1:03:37.193																											
2	1	1:52.192	35.000	44.765	32.427	247.7	5:04.223	11	1	3:00.364	1:44.018	43.856	32.490	171.2	32:29.927	20	1	3:54.240	2:31.762	46.935	35.543	146.9	50:46.026	29	1	1:45.433	31.451	42.432	31.550	250.0	1:05:22.626																												
3	1	3:02.069	B	45.595	1:18.982	57.492	250.0	8:06.292	12	1	1:46.359	31.742	42.866	31.751	250.0	34:16.286	19	2	2:21.433	32.233	53.203	55.997	250.0	1:07:44.059	30	1	2:21.433	32.233	53.203	55.997	250.0	1:09:05.509	39	1	2:57.480	1:38.589	45.773	33.118	175.0	1:14:10.850																			
4	1	4:39.601	3:18.962	47.809	32.830	148.1	12:45.893	13	1	1:50.175	32.792	44.426	32.967	257.8	36:06.461	18	1	1:46.110	31.554	42.228	32.328	251.2	44:58.398	38	1	2:04.881	33.907	43.173	47.801	223.6	1:16:15.731	47	1	3:08.215	1:12.610	1:19.221	36.384	79.4	1:19:23.946																				
5	1	1:44.616	31.420	41.974	31.222	250.6	14:30.509	14	1	1:47.481	32.631	42.818	32.032	251.7	37:53.942	17	1	1:46.462	31.362	43.015	32.085	250.0	43:12.288	37	1	1:45.873	31.697	42.717	31.459	251.7	1:00:05.888	46	1	1:55.657	31.546	42.494	41.617	249.4	1:25:28.426																				
6	1	1:47.113	31.696	43.901	31.516	251.7	16:17.622	15	1	1:46.139	31.612	42.531	31.996	250.6	39:40.081	16	1	1:45.745	31.321	42.836	31.588	250.0	41:25.826	36	1	1:45.749	31.239	42.484	32.026	251.2	1:01:51.637	45	1	1:45.486	31.320	42.312	31.854	252.3	58:20.015																				
7	1	1:47.279	31.191	42.856	33.232	251.2	18:04.901	16	1	1:46.462	31.362	43.015	32.085	250.0	43:12.288	17	1	1:46.462	31.362	43.015	32.085	250.0	43:12.288	35	1	1:45.749	31.239	42.484	32.026	251.2	1:01:51.637	44	1	1:45.873	31.697	42.717	31.459	251.7	1:00:05.888																				
8	1	3:12.059	56.857	1:18.897	56.305	189.8	21:16.960	17	1	1:46.462	31.362	43.015	32.085	250.0	43:12.288	18	1	1:46.462	31.362	43.015	32.085	250.0	43:12.288	34	1	1:45.873	31.697	42.717	31.459	251.7	1:00:05.888	43	1	1:45.486	31.320	42.312	31.854	252.3	58:20.015																				
9	1	3:27.485	1:12.580	1:18.595	56.310	79.5	24:44.445	18	1	1:46.462	31.362	43.015	32.085	250.0	43:12.288	19	1	1:53.388	B	31.612	43.168	38.608	251.7	46:51.786	33	1	1:45.486	31.320	42.312	31.854	252.3	58:20.015	42	1	1:45.873	31.697	42.717	31.459	251.7	1:00:05.888																			
10	1	3:29.979	B	1:12.381	1:19.826	57.772	79.6	28:14.424	19	1	1:53.388	B	31.612	43.168	38.608	251.7	46:51.786	20	1	3:54.240	2:31.762	46.935	35.543	146.9	50:46.026	32	1	1:45.486	31.320	42.312	31.854	252.3	58:20.015	41	1	1:45.749	31.239	42.484	32.026	251.2	1:01:51.637																		
11	2	4:20.747	3:05.523	41.925	33.299	184.3	32:35.171	20	1	3:54.240	2:31.762	46.935	35.543	146.9	50:46.026	21	1	1:53.756	33.203	46.368	34.185	249.4	52:39.782	31	1	1:45.084	31.349	42.307	31.428	250.0	53:02.888	40	1	1:45.749	31.239	42.484	32.026	251.2	1:01:51.637																				
12	2	1:42.629	30.854	41.246	30.529	253.5	34:17.800	21	1	1:53.756	33.203	46.368	34.185	249.4	52:39.782	22	1	1:46.323	31.734	42.777	31.812	250.0	54:26.105	30	1	1:45.084	31.349	42.307	31.428	250.0	53:02.888	39	1	1:45.749	31.239	42.484	32.026	251.2	1:01:51.637																				
13	2	1:44.964	31.626	42.711	30.627	253.5	36:02.764	22	1	1:46.323	31.734	42.777	31.812	250.0	54:26.105	23	1	1:45.951	31.445	42.633	31.873	250.0	56:12.056	29	1	1:45.433	31.451	42.432	31.550	250.0	1:05:22.626	38	1	1:45.749	31.239	42.484	32.026	251.2	1:01:51.637																				
14	2	1:46.619	30.980	42.929	32.710	251.7	37:49.383	23	1	1:45.951	31.445	42.633	31.873	250.0	56:12.056	24	1	1:46.144	31.409	42.688	32.044	250.6	57:58.197	28	1	1:45.556	31.534	42.426	31.596	250.0	1:03:37.193	37	1	1:45.749	31.239	42.484	32.026	251.2	1:01:51.637																				
15	2	1:42.789	30.736	41.276	30.777	254.1	39:32.172	24	1	1:46.144	31.409	42.688	32.044	250.6	57:58.197	25	1	1:56.404	B	31.628	43.078	41.695	250.6	59:54.598	27	1	1:45.433	31.451	42.432	31.550	250.0	1:05:22.626	36	1	1:45.749	31.239	42.484	32.026	251.2	1:01:51.637																			
16	2	1:42.475	30.653	41.127	30.695	252.9	41:14.647	25	1	1:56.404	B	31.628	43.078	41.695	250.6	59:54.598	26	1	3:29.606	2:02.108	48.448	39.050	145.2	1:03:24.204	26	1	1:45.433	31.451	42.432	31.550	250.0	1:05:22.626	35	1	1:45.749	31.239	42.484	32.026	251.2	1:01:51.637																			
17	2	1:42.960	30.688	41.706	30.566	252.9	42:57.607	26	1	3:29.606	2:02.108	48.448	39.050	145.2	1:03:24.204	27	1	1:53.719	34.615	45.302	33.802	244.9	1:05:17.923	25	1	1:45.433	31.451	42.432	31.550	250.0	1:05:22.626	34	1	1:45.749	31.239	42.484	32.026	251.2	1:01:51.637																				
18	2	1:42.862	30.688	41.353	30.821	252.3	44:40.469	27	1	1:53.719	34.615	45.302	33.802	244.9	1:05:17.923	28	1	2:19.118	B	31.856	49.903	57.359	248.8	1:07:37.041	24	1	1:45.433	31.451	42.432	31.550	250.0	1:05:22.626	33	1	1:45.749	31.239	42.484	32.026	251.2	1:01:51.637																			
19	2	1:43.109	30.880	41.507	30.722	253.5	46:23.578	28	1	2:19.118	B	31.856	49.903	57.359	248.8	1:07:37.041	29	1	5:25.992	4:08.038	44.486	33.468	93.9	1:13:03.033	23	1	1:45.084	31.349	42.307	31.428	250.0	53:02.888																											



European Le Mans Series

4 Hours of Barcelona

Free Practice 2

Sector Analysis

Lap under Red Flag								Invalidated Lap		Personal Best		Session Best		B Crossing the pit lane	
Lap	D	Time	Sector 1	Sector 2	Sector 3	T. Spd	Elapsed	Lap	D	Time	Sector 1	Sector 2	Sector 3	T. Spd	Elapsed
39	1	1:47.141	31.508	43.170	32.463	250.6	1:31:39.336	3	2	1:33.966	27.733	38.312	27.921	286.5	5:13.208
88 Proton Competition Oreca 07 - Gibson 1.Horst FELBERMAYR 3.Rene BINDER LMP2 Pro/Am 2.Horst Felix FELBERMAYR								4	2	2:58.077 B	48.407	1:19.850	49.820	287.2	8:11.285
1	2	2:13.351	56.055	46.152	31.144	153.2	2:13.351	5	2	4:33.706	3:23.771	39.300	30.635	179.4	12:44.991
2	2	1:38.690	29.719	39.467	29.504	268.7	3:52.041	6	2	1:35.112	28.555	38.507	28.050	279.1	14:20.103
3	2	1:43.109	27.882	38.684	36.543	289.5	5:35.150	7	2	1:31.863	27.229	37.142	27.492	288.0	15:51.966
4	2	3:10.196 B	1:12.732	56.798	1:00.666	80.0	8:45.346	8	2	1:34.024	27.878	37.688	28.458	288.8	17:25.990
5	2	3:51.684	2:41.031	40.864	29.789	194.2	12:37.030	9	2	2:27.008	29.065	1:00.674	57.269	270.7	19:52.998
6	2	1:34.470	28.401	38.070	27.999	284.2	14:11.500	10	2	3:30.389 B	1:13.178	1:19.202	58.009	79.6	23:23.387
7	2	1:34.902	28.425	38.552	27.925	291.1	15:46.402	11	2	4:49.528 B	2:32.597	1:19.532	57.399	79.9	28:12.915
8	2	1:33.349	26.896	38.324	28.129	290.3	17:19.751	12	1	4:42.583	3:31.476	41.808	29.299	146.5	32:55.498
9	2	2:23.814	27.590	54.098	1:02.126	282.0	19:43.565	13	1	1:37.080	28.602	38.740	29.738	284.2	34:32.578
10	2	3:31.779 B	1:14.800	1:18.953	58.026	80.2	23:15.344	14	1	1:35.702	28.269	38.825	28.608	285.7	36:08.280
11	2	5:08.435 B	3:09.365	58.298	1:00.772	79.5	28:23.779	15	1	1:36.552	28.856	38.628	29.068	291.9	37:44.832
12	2	3:32.996	2:24.652	39.314	29.030	200.0	31:56.775	16	1	1:34.510	27.402	38.841	28.267	288.0	39:19.342
13	2	1:32.859	27.837	37.492	27.530	289.5	33:29.634	17	1	1:34.910	27.666	38.242	29.002	288.0	40:54.252
14	2	1:32.251	26.915	37.264	28.072	291.9	35:01.885	18	1	1:34.546	27.385	38.145	29.016	287.2	42:28.798
15	2	1:33.828	28.959	37.372	27.497	293.5	36:35.713	19	1	1:34.268	27.383	38.292	28.593	285.7	44:03.066
16	2	1:32.470	26.824	37.353	28.293	291.9	38:08.183	20	1	1:35.017	27.499	39.092	28.426	285.7	45:38.083
17	2	1:33.080	26.858	38.325	27.897	289.5	39:41.263	21	1	1:34.711	28.197	38.435	28.079	288.0	47:12.794
18	2	1:38.140 B	26.906	37.774	33.460	290.3	41:19.403	22	1	1:33.032	27.179	38.100	27.753	287.2	48:45.826
19	1	3:12.952	1:58.946	42.739	31.267	201.9	44:32.355	23	1	1:33.015	27.062	37.720	28.233	287.2	50:18.841
20	1	1:38.144	28.129	39.834	30.181	288.8	46:10.499	24	1	1:37.936	27.910	38.705	31.321	286.5	51:56.777
21	1	1:36.892	28.157	39.560	29.175	288.8	47:47.391	25	1	1:34.215	27.718	38.326	28.171	285.0	53:30.992
22	1	1:36.050	27.794	39.334	28.922	289.5	49:23.441	26	1	1:36.000	27.782	39.957	28.261	288.0	55:06.992
23	1	1:36.922	28.604	39.169	29.149	291.1	51:00.363	27	1	1:35.240	27.910	38.221	29.109	285.7	56:42.232
24	1	1:36.588	28.095	38.977	29.516	288.0	52:36.951	28	1	1:35.687	27.866	38.807	29.014	286.5	58:17.919
25	1	1:36.093	27.971	38.866	29.256	290.3	54:13.044	29	1	1:34.521	27.456	38.530	28.535	285.7	59:52.440
26	1	1:36.824	27.910	38.808	30.106	290.3	55:49.868	30	1	1:41.007 B	28.913	38.698	33.396	285.7	1:01:33.447
27	1	1:35.514	28.059	38.420	29.035	287.2	57:25.382	31	3	3:32.079	2:23.145	39.118	29.816	209.3	1:05:05.526
28	1	1:36.060	27.924	38.828	29.308	289.5	59:01.442	32	3	1:53.583	28.134	39.516	45.933	282.7	1:06:59.109
29	1	1:43.319 B	27.731	39.608	35.980	291.1	1:00:44.761	33	3	3:29.327	1:13.105	1:19.497	56.725	79.1	1:10:28.436
30	3	3:24.122	2:14.682	40.096	29.344	180.6	1:04:08.883	34	3	2:08.074	59.350	39.453	29.271	79.5	1:12:36.510
31	3	1:36.162	28.064	39.108	28.990	288.0	1:05:45.045	35	3	1:35.702	28.035	38.980	28.687	284.2	1:14:12.212
32	3	2:30.755	28.281	1:05.834	56.640	291.9	1:08:15.800	36	3	1:40.558	29.904	38.268	32.386	213.9	1:15:52.770
33	3	3:14.309	1:13.089	1:19.467	41.753	79.8	1:11:30.109	37	3	3:17.708	1:12.869	1:19.604	45.235	80.2	1:19:10.478
34	3	1:36.591	28.957	39.203	28.431	285.7	1:13:06.700	38	3	1:35.313	28.410	38.631	28.272	284.2	1:20:45.791
35	3	1:35.039	27.849	38.415	28.775	289.5	1:14:41.739	39	3	1:33.770	27.501	37.980	28.289	285.0	1:22:19.561
36	3	2:06.503	27.628	41.814	57.061	288.0	1:16:48.242	40	3	1:34.444	27.630	38.234	28.580	288.0	1:23:54.005
37	3	2:50.873	1:12.982	1:08.323	29.568	79.9	1:19:39.115	41	3	1:35.023	27.510	38.504	29.009	286.5	1:25:29.028
38	3	1:41.356	28.012	39.860	33.484	286.5	1:21:20.471	42	3	1:35.862	28.709	38.606	28.547	286.5	1:27:04.890
39	3	1:40.202	28.816	38.883	32.503	275.5	1:23:00.673	43	3	1:35.394	27.929	38.701	28.764	287.2	1:28:40.284
40	3	1:34.883	27.611	38.614	28.658	288.0	1:24:35.556	44	3	1:34.658	27.514	38.732	28.412	285.7	1:30:14.942
41	3	1:35.531	27.684	39.051	28.796	289.5	1:26:11.087								
42	3	1:33.690	27.553	38.014	28.123	289.5	1:27:44.777								
43	3	1:33.353	27.426	37.964	27.963	289.5	1:29:18.130								
44	3	1:33.661	27.341	38.238	28.082	291.1	1:30:51.791								
99 AO by TF Oreca 07 - Gibson 1.PJ HYETT 3.Dane CAMERON LMP2 Pro/Am 2.Louis DELÉTRAZ								1	2	2:01.563	44.058	45.637	31.868	175.6	2:01.563
2	2	1:37.679	29.247	39.087	29.345	279.1	3:39.242								

