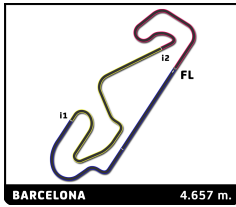


Porsche Carrera Cup France 4 Hours of Barcelona Collective Test

Sector Analysis

— Invalidated Lap ■ Personal Best ■ Session Best B Crossing the pit lane

Lap	Time	Sector 1	Sector 2	Sector 3	Kph	Elapsed	Lap	Time	Sector 1	Sector 2	Sector 3	Kph	Elapsed		
2	Hugo CHEVALIER						FRA	4	Florian LATORRE						FRA
	Debard Automobiles by Racetivity						Porsche 911 GT3 Cup		2B Autosport						Porsche 911 GT3 Cup
1	16:55.011	...	57.112	37.483	16.0	16:55.011	1	11:22.034	...	44.866	33.025	23.9	11:22.034		
2	<u>1:57.198</u>	39.376	45.146	<u>32.676</u>	143.1	18:52.209	2	<u>1:48.636</u>	32.913	43.378	<u>32.345</u>	154.3	13:10.670		
3	<u>1:47.587</u>	32.035	43.114	32.438	155.8	20:39.796	3	<u>1:46.880</u>	31.810	42.896	<u>32.174</u>	156.9	14:57.550		
4	<u>1:46.618</u>	31.674	42.898	<u>32.046</u>	157.2	22:26.414	4	<u>1:47.158</u>	<u>31.796</u>	43.094	<u>32.268</u>	156.5	16:44.708		
5	<u>1:46.742</u>	31.578	42.827	<u>32.337</u>	157.1	24:13.156	5	<u>1:58.263</u> B	<u>32.270</u>	44.725	41.268	141.8	18:42.971		
6	<u>1:46.619</u>	<u>31.616</u>	42.656	<u>32.347</u>	157.2	25:59.775	6	<u>6:55.837</u>	5:40.185	43.293	<u>32.359</u>	40.3	25:38.808		
7	<u>2:09.447</u> B	<u>31.624</u>	47.178	50.645	129.5	28:09.222	7	<u>2:02.088</u> B	<u>31.822</u>	42.970	47.296	137.3	27:40.896		
8	9:42.248	8:16.853	50.989	34.406	28.8	37:51.470	8	<u>7:03.233</u>	5:47.317	43.225	<u>32.691</u>	39.6	34:44.129		
9	1:52.883	37.624	43.580	31.679	148.5	39:44.353	9	<u>1:47.416</u>	<u>31.881</u>	43.057	<u>32.478</u>	156.1	36:31.545		
10	<u>1:45.652</u>	31.329	42.525	<u>31.798</u>	158.7	41:30.005	10	<u>1:46.960</u>	<u>31.809</u>	42.878	<u>32.273</u>	156.7	38:18.505		
11	<u>1:45.091</u>	<u>31.127</u>	42.152	<u>31.812</u>	159.5	43:15.096	11	1:56.846 B	32.595	44.468	39.783	143.5	40:15.351		
12	<u>1:45.439</u>	31.119	42.419	<u>31.901</u>	159.0	45:00.535	12	10:47.926	9:31.701	43.766	32.459	25.9	51:03.277		
13	<u>1:54.383</u> B	<u>31.447</u>	42.740	40.196	146.6	46:54.918	13	<u>1:46.741</u>	31.977	42.963	<u>31.801</u>	157.1	52:50.018		
14	<u>5:13.569</u>	3:58.881	42.712	<u>31.976</u>	53.5	52:08.487	14	<u>1:45.692</u>	<u>31.341</u>	42.733	<u>31.618</u>	158.6	54:35.710		
15	<u>1:45.469</u>	<u>31.322</u>	42.170	<u>31.977</u>	159.0	53:53.956	15	<u>1:54.363</u> B	<u>31.450</u>	43.116	39.797	146.6	56:30.073		
16	<u>1:46.053</u>	<u>31.619</u>	42.384	<u>32.050</u>	158.1	55:40.009	16	<u>7:19.672</u>	6:04.265	43.011	<u>32.396</u>	38.1	1:03:49.745		
17	<u>1:45.899</u>	<u>31.456</u>	42.445	<u>31.998</u>	158.3	57:25.908	17	<u>1:47.078</u>	<u>31.642</u>	43.262	<u>32.174</u>	156.6	1:05:36.823		
18	<u>1:55.228</u> B	<u>31.855</u>	42.568	40.805	145.5	59:21.136	18	<u>1:46.638</u>	<u>31.785</u>	42.963	<u>31.890</u>	157.2	1:07:23.461		
19	<u>5:44.810</u>	4:30.225	42.660	<u>31.925</u>	48.6	1:05:05.946	19	<u>1:47.011</u>	<u>31.618</u>	43.483	<u>31.910</u>	156.7	1:09:10.472		
20	<u>1:46.036</u>	<u>31.694</u>	42.334	<u>32.008</u>	158.1	1:06:51.982	20	<u>1:46.199</u>	<u>31.499</u>	42.786	<u>31.914</u>	157.9	1:10:56.671		
21	<u>1:52.774</u> B	<u>31.436</u>	42.281	<u>39.057</u>	148.7	1:08:44.756	21	<u>2:02.383</u> B	<u>32.205</u>	44.960	45.218	137.0	1:12:59.054		
22	37:20.840	...	49.764	36.600	7.5	1:46:05.596	22	1:38:45.483	...	43.371	32.125	2.8	2:51:44.537		
23	1:58.789	41.406	45.023	32.360	141.1	1:48:04.385	23	<u>1:46.643</u>	31.727	42.780	<u>32.136</u>	157.2	2:53:31.180		
24	<u>1:43.890</u>	31.033	41.634	<u>31.223</u>	161.4	1:49:48.275	24	1:46.193	31.527	42.736	31.930	157.9	2:55:17.373		
25	1:44.288	30.937	41.948	31.403	160.8	1:51:32.563	25	1:46.092	31.536	42.580	31.976	158.0	2:57:03.465		
26	1:45.739	30.943	41.993	32.803	158.6	1:53:18.302	26	1:55.443 B	31.859	43.278	40.306	145.2	2:58:58.908		
27	1:55.451 B	31.164	43.065	41.222	145.2	1:55:13.753	27	<u>6:53.616</u>	5:39.000	42.679	<u>31.937</u>	40.5	3:05:52.524		
28	<u>6:14.558</u>	5:00.564	42.262	<u>31.732</u>	44.8	2:01:28.311	28	1:53.536 B	31.566	42.673	39.297	147.7	3:07:46.060		
29	<u>1:45.087</u>	<u>31.280</u>	42.009	31.798	159.5	2:03:13.398	29	<u>6:47.556</u>	5:32.962	42.657	<u>31.937</u>	41.1	3:14:33.616		
30	1:45.483	31.490	42.216	31.777	158.9	2:04:58.881	30	<u>1:46.109</u>	<u>31.489</u>	42.615	32.005	158.0	3:16:19.725		
31	1:45.843	31.328	42.186	32.329	158.4	2:06:44.724	31	1:53.899 B	31.383	42.606	39.910	147.2	3:18:13.624		
32	1:46.455	31.470	42.561	32.424	157.5	2:08:31.179	32	7:03.009	5:45.185	44.942	32.882	39.6	3:25:16.633		
33	1:52.828 B	31.364	42.352	39.112	148.6	2:10:24.007	33	1:46.101	31.872	42.785	31.444	158.0	3:27:02.734		
34	7:31.170	6:16.449	42.633	32.088	37.2	2:17:55.177	34	<u>1:43.795</u>	30.864	41.851	<u>31.080</u>	161.5	3:28:46.529		
35	1:45.707	31.343	42.253	32.111	158.6	2:19:40.884	35	1:52.423 B	<u>30.847</u>	42.650	38.926	149.1	3:30:38.952		
36	<u>1:45.754</u>	31.534	42.298	<u>31.922</u>	158.5	2:21:26.638	36	9:07.422	7:53.300	42.484	31.638	30.6	3:39:46.374		
37	1:45.615	31.401	42.366	31.848	158.7	2:23:12.253	37	<u>1:44.307</u>	30.940	41.997	<u>31.370</u>	160.7	3:41:30.681		
38	1:54.174 B	31.400	42.487	40.287	146.8	2:25:06.427	38	1:53.190 B	31.062	42.714	39.414	148.1	3:43:23.871		
39	55:12.630	...	49.100	34.527	5.1	3:20:19.057	39	6:51.361	5:34.150	44.421	32.790	40.8	3:50:15.232		
40	2:11.611	36.490	1:02.755	32.366	127.4	3:22:30.668	40	1:45.633	31.641	42.438	31.554	158.7	3:52:00.865		
41	1:44.942	31.065	41.817	32.060	159.8	3:24:15.610	41	<u>1:44.114</u>	30.860	<u>41.809</u>	<u>31.445</u>	161.0	3:53:44.979		
42	1:44.934	31.029	42.332	31.573	159.8	3:26:00.544	42	<u>1:44.339</u>	<u>30.992</u>	41.952	31.395	160.7	3:55:29.318		
43	1:44.264	30.940	41.878	31.446	160.8	3:27:44.808	43	1:56.863 B	32.787	44.817	39.259	143.5	3:57:26.181		
44	1:52.351 B	31.091	41.927	39.333	149.2	3:29:37.159									
45	10:44.023	9:24.224	46.916	32.883	26.0	3:40:21.182									
46	1:48.268	33.817	42.849	31.602	154.8	3:42:09.450									
47	<u>1:43.765</u>	30.908	<u>41.499</u>	<u>31.358</u>	161.6	3:43:53.215									
48	1:43.967	<u>30.877</u>	41.639	31.451	161.3	3:45:37.182									
49	<u>1:53.692</u>	31.254	49.909	<u>32.529</u>	147.5	3:47:30.874									
50	1:44.755	31.185	42.017	31.553	160.0	3:49:15.629									
51	<u>1:44.974</u>	31.157	42.174	<u>31.643</u>	159.7	3:51:00.603									
52	1:54.868 B	31.126	42.210	41.532	146.0	3:52:55.471									
5	Frédéric LACORE						FRA								
	Racing Technology						Porsche 911 GT3 Cup								
1	12:26.065	...	55.263	35.829	21.8	12:26.065									
2	1:53.872	34.495	45.615	33.762	147.2	14:19.937									
3	1:52.729	33.958	45.063	33.708	148.7	16:12.666									
4	1:52.040	33.297	44.845	33.898	149.6	18:04.706									
5	1:51.303	33.037	44.904	33.362	150.6	19:56.009									
6	<u>1:50.340</u>	32.947	43.982	<u>33.411</u>	151.9	21:46.349									
7	1:50.290	32.999	44.087	33.204	152.0	23:36.639									
8	1:49.734	32.612	44.133	32.989	152.8	25:26.373									



Porsche Carrera Cup France 4 Hours of Barcelona Collective Test

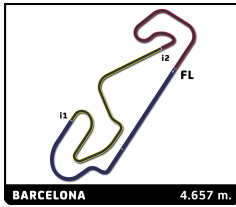
Sector Analysis

— Invalidated Lap ■ Personal Best ■ Session Best B Crossing the pit lane

Lap	Time	Sector 1	Sector 2	Sector 3	Kph	Elapsed	Lap	Time	Sector 1	Sector 2	Sector 3	Kph	Elapsed
9	2:06.932B	33.603	44.422	48.907	132.1	27:33.305	15	1:47.300	31.779	42.995	32.526	156.2	42:06.541
10	5:54.748B	4:05.473	58.306	50.969	47.3	33:28.053	16	2:01.193B	31.856	43.242	46.095	138.3	44:07.734
11	4:54.503B	3:15.872	56.051	42.580	56.9	38:22.556	17	14:45.592	...	48.804	34.749	18.9	58:53.326
12	2:27.299	1:10.310	44.026	32.963	113.8	40:49.855	18	<u>1:49.992</u>	32.525	45.180	<u>32.287</u>	152.4	1:00:43.318
13	1:50.132	32.633	43.906	33.593	152.2	42:39.987	19	1:46.718	31.530	42.943	32.245	157.1	1:02:30.036
14	1:48.557	32.470	43.382	32.705	154.4	44:28.544	20	<u>1:47.022</u>	31.527	42.664	<u>32.831</u>	156.7	1:04:17.058
15	1:48.618	32.388	43.502	32.728	154.4	46:17.162	21	<u>1:58.041</u> B	<u>31.853</u>	43.141	43.047	142.0	1:06:15.099
16	1:49.540	32.613	43.845	33.082	153.1	48:06.702	22	54:36.563	...	48.178	34.227	5.1	2:00:51.662
17	1:48.342	32.227	43.267	32.848	154.7	49:55.044	23	1:50.020	34.066	43.624	32.330	152.4	2:02:41.682
18	1:50.072	32.165	44.496	33.411	152.3	51:45.116	24	1:46.881	31.641	43.060	32.180	156.9	2:04:28.563
19	2:01.565B	32.275	43.856	45.434	137.9	53:46.681	25	1:46.728	31.575	43.160	31.993	157.1	2:06:15.291
20	7:58.101	6:39.446	45.302	33.353	35.1	1:01:44.782	26	1:46.633	31.774	42.866	31.993	157.2	2:08:01.924
21	1:48.446	32.131	43.651	32.664	154.6	1:03:33.228	27	1:47.711	31.501	44.228	31.982	155.6	2:09:49.635
22	1:48.351	32.155	43.445	32.751	154.7	1:05:21.579	28	<u>1:48.090</u>	31.506	43.057	<u>33.527</u>	155.1	2:11:37.725
23	1:49.218	32.290	43.922	33.006	153.5	1:07:10.797	29	2:02.230B	32.063	44.379	45.788	137.2	2:13:39.955
24	1:48.645	32.289	43.562	32.794	154.3	1:08:59.442	30	8:59.793	7:44.277	43.298	32.218	31.1	2:22:39.748
25	1:48.443	32.026	43.533	32.884	154.6	1:10:47.885	31	1:47.738	32.040	43.518	32.180	155.6	2:24:27.486
26	1:49.028	32.309	43.780	32.939	153.8	1:12:36.913	32	1:46.903	31.688	42.876	32.339	156.8	2:26:14.389
27	2:05.990B	32.182	44.883	48.925	133.1	1:14:42.903	33	<u>1:59.796</u> B	31.685	44.435	43.676	139.9	2:28:14.185
28	53:52.678	...	54.915	38.933	5.2	2:08:35.581	34	9:54.939	8:30.765	49.702	34.472	28.2	2:38:09.124
29	2:03.794	37.935	48.977	36.882	135.4	2:10:39.375	35	1:47.456	32.024	43.219	32.213	156.0	2:39:56.580
30	1:53.196	33.809	45.052	34.335	148.1	2:12:32.571	36	1:46.110	31.422	42.666	32.022	158.0	2:41:42.690
31	2:04.128B	32.991	44.059	47.078	135.1	2:14:36.699	37	1:46.231	31.562	42.620	32.049	157.8	2:43:28.921
32	5:29.243B	3:44.506	55.974	48.763	50.9	2:20:05.942	38	1:46.114	31.492	42.745	31.877	158.0	2:45:15.035
33	4:40.075B	3:12.153	45.465	42.457	59.9	2:24:46.017	39	1:45.747	31.185	42.749	31.813	158.5	2:47:00.782
34	2:27.680	1:10.372	44.304	33.004	113.5	2:27:13.697	40	1:46.185	31.527	42.763	31.895	157.9	2:48:46.967
35	<u>1:47.982</u>	32.023	43.469	<u>32.490</u>	155.3	2:29:01.679	41	1:46.118	31.314	42.584	32.220	158.0	2:50:33.085
36	1:48.898	32.157	43.794	32.947	154.0	2:30:50.577	42	1:47.367	31.633	43.429	32.305	156.1	2:52:20.452
37	1:47.656	32.012	43.186	32.458	155.7	2:32:38.233	43	<u>1:58.250</u> B	31.300	43.704	43.246	141.8	2:54:18.702
38	1:48.313	32.122	43.467	32.724	154.8	2:34:26.546	44	37:37.703	...	50.827	34.456	7.4	3:31:56.405
39	<u>1:48.108</u>	31.987	43.179	<u>32.942</u>	155.1	2:36:14.654	45	<u>1:53.629</u>	38.038	43.543	<u>32.048</u>	147.5	3:33:50.034
40	1:48.542	32.076	43.775	32.691	154.5	2:38:03.196	46	1:45.222	31.385	42.273	31.564	159.3	3:35:35.256
41	1:59.751B	32.025	44.485	43.241	140.0	2:40:02.947	47	1:45.325	30.952	42.818	31.555	159.2	3:37:20.581
42	32:11.604	...	55.690	38.839	8.7	3:12:14.551	48	<u>1:44.422</u>	30.972	<u>42.003</u>	<u>31.447</u>	160.6	3:39:05.003
43	1:57.895	36.376	47.276	34.243	142.2	3:14:12.446	49	1:44.846	<u>30.909</u>	42.253	31.684	159.9	3:40:49.849
44	1:47.536	32.100	43.002	32.434	155.9	3:15:59.982	50	1:45.126	31.122	42.388	31.616	159.5	3:42:34.975
45	1:46.785	31.679	42.836	32.270	157.0	3:17:46.767	51	2:00.266B	31.695	42.988	45.583	139.4	3:44:35.241
46	1:46.536	31.663	42.741	32.132	157.4	3:19:33.303	52	5:19.971	4:05.295	42.658	32.018	52.4	3:49:55.212
47	<u>1:46.274</u>	<u>31.612</u>	<u>42.594</u>	<u>32.068</u>	157.8	3:21:19.577	53	<u>1:46.043</u>	31.359	42.484	<u>32.200</u>	158.1	3:51:41.255
48	1:57.692B	32.220	43.497	41.975	142.4	3:23:17.269	54	1:56.124B	31.225	42.403	42.496	144.4	3:53:37.379

7 Jérôme BOULLERY		FRA				
Racing Technology		Porsche 911 GT3 Cup				
1	11:41.067	...	48.428	34.515	23.2	11:41.067
2	1:52.573	33.353	45.905	33.315	148.9	13:33.640
3	1:49.000	32.278	43.851	32.871	153.8	15:22.640
4	1:48.365	31.760	44.015	32.590	154.7	17:11.005
5	1:48.544	32.165	43.687	32.692	154.5	18:59.549
6	1:48.052	32.007	43.466	32.579	155.2	20:47.601
7	1:47.429	32.030	42.735	32.664	156.1	22:35.030
8	2:00.643B	31.932	43.000	45.711	139.0	24:35.673
9	5:19.063B	3:04.252	1:14.554	1:00.257	52.5	29:54.736
10	3:13.145	1:55.974	44.403	32.768	86.8	33:07.881
11	1:47.991	31.850	43.593	32.548	155.2	34:55.872
12	1:47.936	32.095	43.249	32.592	155.3	36:43.808
13	1:47.852	32.461	42.937	32.454	155.4	38:31.660
14	1:47.581	31.708	43.376	32.497	155.8	40:19.241

8 Charles ROUSSANNE		FRA				
GP Racing Team		Porsche 911 GT3 Cup				
1	11:18.491	9:51.356	50.964	36.171	24.0	11:18.491
2	<u>1:55.828</u>	37.601	45.111	<u>33.116</u>	144.7	13:14.319
3	1:49.760	32.963	43.770	33.027	152.7	15:04.079
4	<u>1:47.860</u>	31.959	43.336	<u>32.565</u>	155.4	16:51.939
5	<u>1:47.390</u>	<u>31.914</u>	43.161	<u>32.315</u>	156.1	18:39.329
6	<u>1:56.666</u> B	<u>31.887</u>	43.736	<u>41.043</u>	143.7	20:35.995
7	<u>4:32.490</u>	3:13.493	46.278	<u>32.719</u>	61.5	25:08.485
8	<u>1:47.210</u>	32.030	42.968	<u>32.212</u>	156.4	26:55.695
9	3:03.098B	50.437	1:14.144	58.517	91.6	29:58.793
10	<u>2:39.962</u>	1:23.184	44.298	<u>32.480</u>	104.8	32:38.755
11	<u>1:47.746</u>	31.813	43.140	<u>32.793</u>	155.6	34:26.501
12	<u>1:47.646</u>	<u>31.740</u>	42.940	<u>32.966</u>	155.7	36:14.147
13	1:47.323	31.957	42.945	32.421	156.2	38:01.470
14	<u>1:46.787</u>	31.609	42.896	<u>32.282</u>	157.0	39:48.257



Porsche Carrera Cup France 4 Hours of Barcelona Collective Test

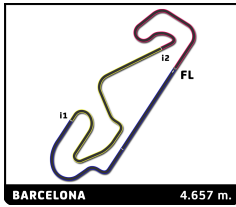
Sector Analysis

— Invalidated Lap ■ Personal Best ■ Session Best B Crossing the pit lane

Lap	Time	Sector 1	Sector 2	Sector 3	Kph	Elapsed	Lap	Time	Sector 1	Sector 2	Sector 3	Kph	Elapsed
15	<u>1:47.113</u>	<u>31.736</u>	43.052	<u>32.325</u>	156.5	41:35.370	12	<u>1:50.820</u>	32.117	46.304	<u>32.399</u>	151.3	38:06.823
16	1:54.578 B	31.545	43.150	39.883	146.3	43:29.948	13	<u>1:47.542</u>	<u>31.785</u>	43.178	<u>32.579</u>	155.9	39:54.365
17	<u>1:13.495</u>	...	47.226	<u>33.245</u>	21.1	56:43.443	14	<u>2:01.185 B</u>	<u>32.299</u>	43.936	44.950	138.3	41:55.550
18	<u>1:46.411</u>	31.727	42.647	<u>32.037</u>	157.6	58:29.854	15	<u>5:28.654</u>	4:09.928	46.249	<u>32.477</u>	51.0	47:24.204
19	<u>1:45.970</u>	31.602	42.607	<u>31.761</u>	158.2	1:00:15.824	16	<u>1:50.074</u>	<u>31.438</u>	45.538	<u>33.098</u>	152.3	49:14.278
20	<u>1:45.182</u>	31.233	42.312	<u>31.637</u>	159.4	1:02:01.006	17	<u>1:50.103</u>	<u>31.590</u>	43.437	<u>35.076</u>	152.3	51:04.381
21	<u>1:45.315</u>	31.255	42.449	<u>31.611</u>	159.2	1:03:46.321	18	<u>1:46.532</u>	<u>31.407</u>	42.832	<u>32.293</u>	157.4	52:50.913
22	<u>1:45.380</u>	31.349	42.185	<u>31.846</u>	159.1	1:05:31.701	19	<u>1:59.793 B</u>	<u>32.655</u>	44.434	42.704	140.0	54:50.706
23	<u>1:53.065 B</u>	<u>31.283</u>	42.189	<u>39.593</u>	148.3	1:07:24.766	20	<u>9:37.811</u>	8:23.531	42.675	<u>31.605</u>	29.0	1:04:28.517
24	<u>53:51.611</u>	...	47.309	<u>33.128</u>	5.2	2:01:16.377	21	<u>1:45.305</u>	<u>31.282</u>	42.356	<u>31.667</u>	159.2	1:06:13.822
25	1:52.606	35.494	44.074	33.038	148.9	2:03:08.983	22	<u>1:57.905 B</u>	<u>32.781</u>	44.386	40.738	142.2	1:08:11.727
26	<u>1:46.511</u>	31.807	42.635	<u>32.069</u>	157.4	2:04:55.494	23	<u>5:59.057</u>	4:43.054	43.990	<u>32.013</u>	46.7	1:14:10.784
27	1:46.058	31.437	42.626	31.995	158.1	2:06:41.552	24	<u>2:06.008 B</u>	<u>36.213</u>	47.584	42.211	133.0	1:16:16.792
28	1:46.274	31.490	42.628	32.156	157.8	2:08:27.826	25	1:06:56.689	...	43.648	35.207	4.2	2:23:13.481
29	1:45.583	31.404	42.228	31.951	158.8	2:10:13.409	26	<u>1:47.706</u>	31.906	43.314	<u>32.486</u>	155.7	2:25:01.187
30	<u>1:53.305 B</u>	31.427	42.747	<u>39.131</u>	148.0	2:12:06.714	27	<u>1:46.840</u>	<u>31.767</u>	42.742	32.331	156.9	2:26:48.027
31	6:03.619	4:41.334	48.278	34.007	46.1	2:18:10.333	28	<u>1:46.356</u>	31.626	42.618	<u>32.112</u>	157.6	2:28:34.383
32	1:52.819	37.293	43.223	32.303	148.6	2:20:03.152	29	<u>1:46.057</u>	31.422	42.704	<u>31.931</u>	158.1	2:30:20.440
33	1:46.028	31.618	42.567	31.843	158.1	2:21:49.180	30	<u>2:00.305 B</u>	<u>31.575</u>	43.588	45.142	139.4	2:32:20.745
34	<u>1:46.361</u>	31.469	42.943	<u>31.949</u>	157.6	2:23:35.541	31	<u>6:05.614</u>	4:48.102	44.881	<u>32.631</u>	45.9	2:38:26.359
35	1:45.514	31.375	42.364	31.775	158.9	2:25:21.055	32	<u>1:46.416</u>	<u>31.477</u>	42.650	32.289	157.5	2:40:12.775
36	1:45.560	31.402	42.398	31.760	158.8	2:27:06.615	33	1:50.497	31.563	45.380	33.554	151.7	2:42:03.272
37	<u>1:45.616</u>	31.429	42.388	<u>31.799</u>	158.7	2:28:52.231	34	1:46.725	31.583	42.888	32.254	157.1	2:43:49.997
38	1:45.548	31.300	42.364	31.884	158.8	2:30:37.779	35	<u>2:04.685 B</u>	31.525	44.859	48.301	134.5	2:45:54.682
39	1:46.116	31.271	42.718	32.127	158.0	2:32:23.895	36	6:34.340	5:18.723	43.075	32.542	42.5	2:52:29.022
40	1:55.345 B	31.415	42.983	40.947	145.3	2:34:19.240	37	1:47.003	31.707	42.858	32.438	156.7	2:54:16.025
41	4:35.489	3:20.033	43.315	32.141	60.9	2:38:54.729	38	1:47.132	31.863	42.853	32.416	156.5	2:56:03.157
42	1:50.978	31.466	46.643	32.869	151.1	2:40:45.707	39	1:46.638	31.583	42.701	32.354	157.2	2:57:49.795
43	1:54.188 B	31.625	42.910	39.653	146.8	2:42:39.895	40	<u>2:02.447 B</u>	31.420	44.876	46.151	136.9	2:59:52.242
44	40:06.611	...	52.668	34.964	7.0	3:22:46.506	41	7:57.256	6:40.963	43.473	32.820	35.1	3:07:49.498
45	1:53.927	37.189	44.355	32.383	147.2	3:24:40.433	42	1:48.200	31.710	43.784	32.706	154.9	3:09:37.698
46	1:44.436	31.267	41.754	31.415	160.5	3:26:24.869	43	1:47.215	31.881	42.883	32.451	156.4	3:11:24.913
47	1:43.789	30.956	41.752	<u>31.081</u>	161.5	3:28:08.658	44	<u>2:01.460 B</u>	31.706	43.221	46.533	138.0	3:13:26.373
48	<u>1:43.542</u>	<u>30.796</u>	41.532	<u>31.214</u>	161.9	3:29:52.200	45	7:03.338	5:46.751	43.739	32.848	39.6	3:20:29.711
49	1:52.203 B	30.908	42.327	38.968	149.4	3:31:44.403	46	2:00.713 B	32.006	45.069	43.638	138.9	3:22:30.424
50	5:20.800	4:06.563	42.822	31.415	52.3	3:37:05.203	47	5:25.391	4:09.163	43.568	32.660	51.5	3:27:55.815
51	<u>1:43.593</u>	30.870	<u>41.499</u>	<u>31.224</u>	161.8	3:38:48.796	48	1:48.691	31.831	44.075	32.785	154.2	3:29:44.506
52	<u>1:43.851</u>	30.962	41.651	<u>31.238</u>	161.4	3:40:32.647	49	1:46.951	31.877	42.719	32.355	156.8	3:31:31.457
53	<u>1:52.007 B</u>	31.440	42.049	<u>38.518</u>	149.7	3:42:24.654	50	2:06.179 B	31.718	45.270	49.191	132.9	3:33:37.636
54	8:42.611	7:17.461	51.007	34.143	32.1	3:51:07.265	51	10:38.416	9:19.436	45.380	33.600	26.3	3:44:16.052
55	1:51.823	33.561	44.622	33.640	149.9	3:52:59.088	52	1:49.237	32.658	43.895	32.684	153.5	3:46:05.289
56	1:54.958	37.692	43.852	33.414	145.8	3:54:54.046	53	<u>1:45.213</u>	31.434	<u>42.234</u>	<u>31.545</u>	159.3	3:47:50.502
57	2:17.271 B	38.569	50.789	47.913	122.1	3:57:11.317	54	2:00.994 B	<u>31.081</u>	44.186	45.727	138.6	3:49:51.496

10 Karl VANDEWOESTYNE		FRA				
2B Autosport		Porsche 911 GT3 Cup				
1	11:41.980	...	48.853	34.276	23.2	11:41.980
2	<u>1:49.526</u>	32.608	44.331	<u>32.587</u>	153.1	13:31.506
3	<u>1:47.876</u>	<u>32.006</u>	43.388	<u>32.482</u>	155.4	15:19.382
4	<u>1:47.682</u>	<u>31.990</u>	43.217	<u>32.475</u>	155.7	17:07.064
5	<u>1:47.808</u>	<u>31.871</u>	43.579	<u>32.358</u>	155.5	18:54.872
6	<u>1:47.229</u>	<u>31.565</u>	43.116	<u>32.548</u>	156.3	20:42.101
7	<u>1:59.611 B</u>	<u>31.811</u>	44.728	43.072	140.2	22:41.712
8	5:38.936 B	4:07.469	46.034	45.433	49.5	28:20.648
9	<u>4:20.902</u>	3:02.014	44.291	<u>34.597</u>	64.3	32:41.550
10	<u>1:47.343</u>	<u>31.790</u>	43.200	<u>32.353</u>	156.2	34:28.893
11	<u>1:47.110</u>	<u>32.007</u>	42.878	<u>32.225</u>	156.5	36:16.003

11 Malo BOLLIET		FRA				
Racing Technology		Porsche 911 GT3 Cup				
1	12:23.683	...	48.140	34.315	21.9	12:23.683
2	1:50.317	33.182	44.094	33.041	152.0	14:14.000
3	<u>1:48.842</u>	32.341	43.656	<u>32.845</u>	154.0	16:02.842
4	<u>1:48.041</u>	31.958	43.291	<u>32.792</u>	155.2	17:50.883
5	1:47.394	32.161	43.275	31.958	156.1	19:38.277
6	1:46.068	31.456	42.524	32.088	158.1	21:24.345
7	<u>1:46.174</u>	31.661	42.356	<u>32.157</u>	157.9	23:10.519
8	1:58.404 B	31.651	42.623	44.130	141.6	25:08.923
9	<u>7:45.526</u>	6:29.206	43.660	<u>32.660</u>	36.0	32:54.449
10	<u>1:47.194</u>	31.805	42.913	<u>32.476</u>	156.4	34:41.643
11	1:46.945	31.631	43.018	32.296	156.8	36:28.588



Porsche Carrera Cup France 4 Hours of Barcelona Collective Test

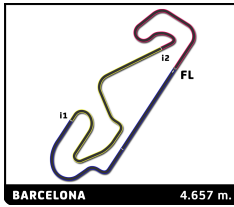
Sector Analysis

— Invalidated Lap ■ Personal Best ■ Session Best B Crossing the pit lane

Lap	Time	Sector 1	Sector 2	Sector 3	Kph	Elapsed	Lap	Time	Sector 1	Sector 2	Sector 3	Kph	Elapsed
12	1:47.381	32.081	42.970	32.330	156.1	38:15.969	5	<u>1:46.214</u>	31.861	42.590	<u>31.763</u>	157.8	21:34.090
13	<u>1:46.439</u>	31.603	42.583	<u>32.253</u>	157.5	40:02.408	6	<u>1:45.951</u>	<u>31.191</u>	42.061	<u>32.699</u>	158.2	23:20.041
14	<u>1:46.424</u>	31.412	42.647	<u>32.365</u>	157.5	41:48.832	7	<u>1:45.094</u>	31.251	42.132	<u>31.711</u>	159.5	25:05.135
15	2:00.829B	31.801	43.070	45.958	138.8	43:49.661	8	1:45.707	31.285	42.444	31.978	158.6	26:50.842
16	<u>9:05.074</u>	7:40.068	48.845	<u>36.161</u>	30.8	52:54.735	9	3:01.354B	46.826	1:15.359	59.169	92.4	29:52.196
17	1:52.817	34.926	44.855	33.036	148.6	54:47.552	10	3:46.771	2:30.059	43.820	32.892	73.9	33:38.967
18	<u>1:45.606</u>	31.467	42.424	<u>31.715</u>	158.8	56:33.158	11	1:45.508	31.363	42.238	31.907	158.9	35:24.475
19	<u>1:44.725</u>	31.095	42.047	<u>31.583</u>	160.1	58:17.883	12	1:45.449	31.182	42.254	32.013	159.0	37:09.924
20	<u>1:44.627</u>	30.989	41.964	<u>31.674</u>	160.2	1:00:02.510	13	2:08.531	36.377	53.486	38.668	130.4	39:18.455
21	<u>1:44.752</u>	30.983	41.949	<u>31.820</u>	160.0	1:01:47.262	14	<u>1:46.320</u>	31.544	42.627	<u>32.149</u>	157.7	41:04.775
22	2:00.944B	31.268	45.299	44.377	138.6	1:03:48.206	15	<u>1:56.422B</u>	31.331	42.308	42.783	144.0	43:01.197
23	57:11.539	...	49.330	36.550	4.9	2:00:59.745	16	1:18:08.271	...	45.578	33.955	3.6	2:01:09.468
24	2:02.986	38.727	48.580	35.679	136.3	2:03:02.731	17	<u>1:57.079</u>	37.379	45.758	<u>33.942</u>	143.2	2:03:06.547
25	1:49.300	32.997	43.391	32.912	153.4	2:04:52.031	18	1:50.825	32.762	45.375	32.688	151.3	2:04:57.372
26	1:45.887	31.724	42.496	31.667	158.3	2:06:37.918	19	1:46.881	31.402	43.236	32.243	156.9	2:06:44.253
27	1:46.952	31.257	43.538	32.157	156.8	2:08:24.870	20	1:46.530	31.388	42.821	32.321	157.4	2:08:30.783
28	1:45.253	31.150	42.366	31.737	159.3	2:10:10.123	21	1:45.841	31.202	42.616	32.023	158.4	2:10:16.624
29	1:45.689	31.327	42.358	32.004	158.6	2:11:55.812	22	1:57.682	36.575	48.842	32.265	142.5	2:12:14.306
30	1:46.068	31.469	42.476	32.123	158.1	2:13:41.880	23	1:46.538	31.558	42.853	32.127	157.4	2:14:00.844
31	1:57.811B	31.539	43.795	42.477	142.3	2:15:39.691	24	<u>1:54.846B</u>	32.431	43.203	<u>39.212</u>	146.0	2:15:55.690
32	10:00.811B	8:22.113	52.877	45.821	27.9	2:25:40.502	25	6:08.839	4:45.877	48.496	34.466	45.5	2:22:04.529
33	4:37.115B	2:59.219	50.605	47.291	60.5	2:30:17.617	26	1:56.644	37.749	45.538	33.357	143.7	2:24:01.173
34	<u>2:31.460</u>	1:16.103	43.415	<u>31.942</u>	110.7	2:32:49.077	27	<u>1:51.021</u>	36.107	42.916	<u>31.998</u>	151.0	2:25:52.194
35	1:45.137	31.098	42.154	31.885	159.5	2:34:34.214	28	1:44.807	31.181	41.981	31.645	160.0	2:27:37.001
36	1:44.791	31.128	42.069	31.594	160.0	2:36:19.005	29	1:44.784	31.112	41.987	31.685	160.0	2:29:21.785
37	1:44.834	31.058	41.992	31.784	159.9	2:38:03.839	30	1:53.036	34.238	46.748	32.050	148.3	2:31:14.821
38	<u>1:46.659</u>	31.572	43.105	<u>31.982</u>	157.2	2:39:50.498	31	1:49.405	31.130	45.590	32.685	153.2	2:33:04.226
39	1:59.412B	31.202	42.395	45.815	140.4	2:41:49.910	32	1:54.937B	31.199	42.545	41.193	145.9	2:34:59.163
40	10:03.398	8:37.117	50.624	35.657	27.8	2:51:53.308	33	<u>50:45.455</u>	...	46.091	<u>33.200</u>	5.5	3:25:44.618
41	1:56.923	38.225	44.998	33.700	143.4	2:53:50.231	34	<u>1:52.416</u>	36.836	43.319	<u>32.261</u>	149.1	3:27:37.034
42	1:47.182	31.894	43.524	31.764	156.4	2:55:37.413	35	1:49.647	35.547	42.897	31.203	152.9	3:29:26.681
43	<u>1:43.779</u>	30.870	41.745	<u>31.164</u>	161.5	2:57:21.192	36	1:44.016	30.946	41.870	31.200	161.2	3:31:10.697
44	<u>1:43.680</u>	<u>30.853</u>	<u>41.643</u>	<u>31.184</u>	161.7	2:59:04.872	37	<u>1:43.657</u>	30.912	<u>41.679</u>	<u>31.066</u>	161.7	3:32:54.354
45	2:01.147B	31.264	43.923	45.960	138.4	3:01:06.019	38	1:59.312	<u>30.888</u>	54.278	34.146	140.5	3:34:53.666
46	20:20.239	...	44.813	32.518	13.7	3:21:26.258	39	1:44.175	31.007	41.930	31.238	160.9	3:36:37.841
47	1:45.966	31.377	42.381	32.208	158.2	3:23:12.224	40	1:53.532B	31.164	41.946	40.422	147.7	3:38:31.373
48	1:45.312	31.212	42.329	31.771	159.2	3:24:57.536	41	6:05.355B	4:39.201	44.042	42.112	45.9	3:44:36.728
49	1:45.403	31.166	42.214	32.023	159.1	3:26:42.939	42	<u>2:18.218</u>	1:03.089	43.227	<u>31.902</u>	121.3	3:46:54.946
50	1:56.071B	31.335	42.534	42.202	144.4	3:28:39.010	43	1:46.388	31.640	42.785	31.963	157.6	3:48:41.334
51	6:49.064	5:31.852	44.505	32.707	41.0	3:35:28.074	44	<u>1:45.875</u>	31.271	42.735	<u>31.869</u>	158.3	3:50:27.209
52	1:45.373	31.289	42.112	31.972	159.1	3:37:13.447	45	<u>1:45.753</u>	31.269	42.411	<u>32.073</u>	158.5	3:52:12.962
53	1:45.781	31.270	42.621	31.890	158.5	3:38:59.228	46	1:45.748	31.277	42.570	31.901	158.5	3:53:58.710
54	2:03.263B	31.405	47.943	43.915	136.0	3:41:02.491	47	<u>1:45.618</u>	31.291	42.383	<u>31.944</u>	158.7	3:55:44.328
55	4:39.431	3:15.485	48.698	35.248	60.0	3:45:41.922	48	<u>1:45.595</u>	31.326	42.448	<u>31.821</u>	158.8	3:57:29.923
56	2:00.419	37.358	49.614	33.447	139.2	3:47:42.341	49	1:46.267	31.495	42.590	32.182	157.8	3:59:16.190
57	1:51.675	31.686	48.154	31.835	150.1	3:49:34.016	50	<u>1:46.118</u>	31.508	42.596	<u>32.014</u>	158.0	4:01:02.308
58	1:44.175	30.943	41.713	31.519	160.9	3:51:18.191							
59	1:44.215	30.936	41.749	31.530	160.9	3:53:02.406							
60	<u>1:49.442</u>	31.314	45.701	<u>32.427</u>	153.2	3:54:51.848							
61	1:54.888B	31.114	42.072	41.702	145.9	3:56:46.736							

15 Macéo CAPIETTO		FRA				
Pierre Martinet by Alméras		Porsche 911 GT3 Cup				
1	14:01.482	...	48.746	35.295	19.3	14:01.482
2	1:52.128	33.032	45.142	33.954	149.5	15:53.610
3	1:58.687	36.915	46.437	35.335	141.3	17:52.297
4	1:55.579	35.170	46.892	33.517	145.1	19:47.876

16 Paul CAUHAUPE		FRA				
Martinet by Alméras		Porsche 911 GT3 Cup				
1	15:46.702	...	52.295	35.157	17.2	15:46.702
2	2:02.316	41.979	46.969	33.368	137.1	17:49.018
3	1:54.846	34.962	45.703	34.181	146.0	19:43.864
4	1:46.856	31.842	42.932	32.082	156.9	21:30.720
5	<u>1:45.446</u>	31.292	42.292	<u>31.862</u>	159.0	23:16.166
6	1:45.599	31.223	42.375	32.001	158.8	25:01.765
7	<u>1:45.519</u>	31.246	42.366	<u>31.907</u>	158.9	26:47.284
8	<u>2:49.062B</u>	<u>38.284</u>	1:14.749	56.029	99.2	29:36.346

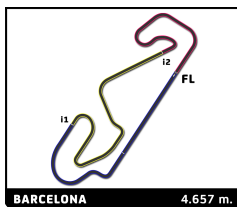


Porsche Carrera Cup France 4 Hours of Barcelona Collective Test

Sector Analysis

— Invalidated Lap ■ Personal Best ■ Session Best B Crossing the pit lane

Lap	Time	Sector 1	Sector 2	Sector 3	Kph	Elapsed	Lap	Time	Sector 1	Sector 2	Sector 3	Kph	Elapsed						
9	<u>6:11.848</u>	4:56.806	43.127	<u>31.915</u>	45.1	35:48.194	20	1:45.798	31.654	42.434	31.710	158.5	2:12:23.152						
10	<u>1:45.493</u>	<u>31.384</u>	42.420	<u>31.689</u>	158.9	37:33.687	21	1:45.473	31.246	42.712	31.515	159.0	2:14:08.625						
11	<u>1:45.763</u>	31.282	42.532	<u>31.949</u>	158.5	39:19.450	22	<u>1:44.869</u>	31.296	42.083	31.490	159.9	2:15:53.494						
12	<u>1:57.196</u> B	<u>32.930</u>	43.769	40.497	143.1	41:16.646	23	1:45.353	31.275	42.391	31.687	159.1	2:17:38.847						
13	5:57.318	4:39.369	44.552	33.397	46.9	47:13.964	24	<u>1:53.588</u> B	31.499	42.763	39.326	147.6	2:19:32.435						
14	<u>1:46.377</u>	31.806	42.719	<u>31.852</u>	157.6	49:00.341	25	7:01.193	5:46.452	42.806	31.935	39.8	2:26:33.628						
15	<u>1:44.702</u>	31.126	42.040	<u>31.536</u>	160.1	50:45.043	26	1:46.062	31.373	42.964	31.725	158.1	2:28:19.690						
16	<u>1:44.261</u>	31.009	41.988	<u>31.264</u>	160.8	52:29.304	27	<u>2:00.152</u> B	31.497	42.476	46.179	139.5	2:30:19.842						
17	<u>1:53.928</u>	<u>31.685</u>	46.165	36.078	147.2	54:23.232	28	9:35.442	8:06.044	49.331	40.067	29.1	2:39:55.284						
18	1:55.651 B	31.478	42.638	41.535	145.0	56:18.883	29	1:57.873	36.734	48.857	32.282	142.2	2:41:53.157						
19	1:14:12.670	...	48.205	33.340	3.8	2:10:31.553	30	1:44.123	30.973	41.864	31.286	161.0	2:43:37.280						
20	1:47.122	32.284	43.091	31.747	156.5	2:12:18.675	31	<u>1:43.828</u>	<u>30.897</u>	<u>41.652</u>	<u>31.279</u>	161.5	2:45:21.108						
21	1:43.732	30.974	41.629	31.129	161.6	2:14:02.407	32	<u>1:57.733</u>	33.803	50.870	<u>33.060</u>	142.4	2:47:18.841						
22	<u>1:43.460</u>	30.847	<u>41.507</u>	<u>31.106</u>	162.0	2:15:45.867	33	<u>1:52.990</u> B	<u>31.148</u>	42.678	39.164	148.4	2:49:11.831						
23	1:53.192 B	30.985	42.262	39.945	148.1	2:17:39.059	34	18:21.928 B	...	46.083	47.671	15.2	3:07:33.759						
24	8:48.654	7:34.019	42.761	31.874	31.7	2:26:27.713	35	2:25.242	1:10.381	42.895	31.966	115.4	3:09:59.001						
25	1:45.051	31.232	42.153	31.666	159.6	2:28:12.764	36	1:45.458	31.344	42.410	31.704	159.0	3:11:44.459						
26	<u>1:45.139</u>	31.180	42.188	<u>31.771</u>	159.5	2:29:57.903	37	1:54.818 B	31.448	42.826	40.544	146.0	3:13:39.277						
27	1:53.491 B	31.198	42.456	39.837	147.7	2:31:51.394	38	33:08.371	...	44.848	33.211	8.4	3:46:47.648						
28	8:29.441	7:14.107	42.911	32.423	32.9	2:40:20.835	39	<u>1:45.825</u>	31.629	42.523	<u>31.673</u>	158.4	3:48:33.473						
29	1:45.159	31.206	42.132	31.821	159.4	2:42:05.994	40	1:45.647	31.445	42.342	31.860	158.7	3:50:19.120						
30	1:45.324	31.221	42.286	31.817	159.2	2:43:51.318	41	1:46.047	31.347	42.797	31.903	158.1	3:52:05.167						
31	1:45.154	31.194	42.203	31.757	159.4	2:45:36.472	42	<u>1:45.660</u>	31.415	42.441	<u>31.804</u>	158.7	3:53:50.827						
32	1:45.101	31.179	42.219	<u>31.703</u>	159.5	2:47:21.573	43	1:45.720	31.526	42.373	31.821	158.6	3:55:36.547						
33	<u>1:56.983</u> B	<u>31.440</u>	43.025	42.518	143.3	2:49:18.556	44	<u>1:46.004</u>	31.383	42.378	<u>32.243</u>	158.2	3:57:22.551						
34	12:58.427	...	43.206	31.991	21.5	3:02:16.983	45	<u>1:45.790</u>	<u>31.510</u>	42.455	<u>31.825</u>	158.5	3:59:08.341						
35	1:45.520	31.350	42.327	31.843	158.9	3:04:02.503	46	1:45.499	31.343	42.461	31.695	158.9	4:00:53.840						
36	1:45.786	31.312	42.307	32.167	158.5	3:05:48.289	<div style="border: 1px solid black; padding: 5px;"> 21 Marc GUILLOT FRA ABM Porsche 911 GT3 Cup </div>						1	13:02.187	...	48.564	37.343	20.8	13:02.187
37	1:54.261 B	31.359	42.463	40.439	146.7	3:07:42.550							2	1:52.831	33.662	45.135	34.034	148.6	14:55.018
38	40:17.435	...	48.996	33.824	6.9	3:47:59.985	3	1:50.716	32.881	43.716	34.119	151.4	16:45.734						
39	1:47.458	32.212	43.095	32.151	156.0	3:49:47.443	4	1:47.819	32.091	43.266	32.462	155.5	18:33.553						
40	1:43.951	30.942	41.696	31.313	161.3	3:51:31.394	5	1:47.699	31.949	43.183	32.567	155.7	20:21.252						
41	1:43.644	<u>30.796</u>	41.702	31.146	161.8	3:53:15.038	6	<u>1:47.443</u>	31.784	43.275	<u>32.384</u>	156.0	22:08.695						
42	1:43.782	30.931	41.639	31.212	161.5	3:54:58.820	7	<u>1:46.923</u>	<u>31.811</u>	42.880	32.232	156.8	23:55.618						
43	1:56.500 B	33.373	43.309	39.818	143.9	3:56:55.320	8	1:47.027	31.675	42.974	32.378	156.6	25:42.645						
<div style="border: 1px solid black; padding: 5px;"> 17 Enzo JOULIE AND Martinet by Alméras Porsche 911 GT3 Cup </div>							9	2:00.060 B	31.847	43.016	45.197	139.6	27:42.705						
							10	<u>4:49.872</u>	3:33.032	44.069	<u>32.771</u>	57.8	32:32.577						
1	14:03.490	...	49.710	37.414	19.3	14:03.490	11	<u>1:47.196</u>	<u>31.917</u>	43.025	32.254	156.4	34:19.773						
2	1:58.786	36.795	47.915	34.076	141.1	16:02.276	12	1:47.234	32.009	42.855	32.370	156.3	36:07.007						
3	<u>1:51.112</u>	34.818	43.723	<u>32.571</u>	150.9	17:53.388	13	1:46.394	31.623	42.654	32.117	157.6	37:53.401						
4	<u>2:13.599</u>	<u>33.007</u>	1:07.547	33.045	125.5	20:06.987	14	1:46.618	31.606	42.845	32.167	157.2	39:40.019						
5	<u>1:45.827</u>	31.508	42.677	<u>31.642</u>	158.4	21:52.814	15	<u>1:46.442</u>	31.668	42.740	<u>32.034</u>	157.5	41:26.461						
6	<u>1:46.233</u>	<u>31.480</u>	42.488	<u>32.265</u>	157.8	23:39.047	16	1:46.250	31.553	42.603	32.094	157.8	43:12.711						
7	1:56.512 B	32.445	44.045	40.022	143.9	25:35.559	17	1:55.803 B	31.740	42.839	41.224	144.8	45:08.514						
8	<u>7:30.913</u>	6:14.564	43.921	<u>32.428</u>	37.2	33:06.472	18	<u>39:37.006</u>	...	44.400	<u>32.891</u>	7.1	1:24:45.520						
9	<u>1:54.554</u> B	<u>31.543</u>	42.963	40.048	146.4	35:01.026	19	1:47.617	31.958	43.190	32.469	155.8	1:26:33.137						
10	<u>6:17.515</u>	5:02.209	43.212	<u>32.094</u>	44.4	41:18.541	20	<u>1:47.547</u>	31.822	43.235	<u>32.490</u>	155.9	1:28:20.684						
11	<u>1:46.040</u>	<u>31.613</u>	42.616	31.811	158.1	43:04.581	21	1:46.842	31.717	42.983	32.142	156.9	1:30:07.526						
12	<u>1:45.458</u>	31.358	42.299	<u>31.801</u>	159.0	44:50.039	22	1:46.769	31.640	42.866	32.263	157.0	1:31:54.295						
13	<u>1:53.642</u> B	<u>31.777</u>	42.522	39.343	147.5	46:43.681	23	1:47.394	31.723	43.190	32.481	156.1	1:33:41.689						
14	8:11.799	6:39.294	49.445	43.060	34.1	54:55.480	24	<u>1:46.812</u>	31.630	42.989	<u>32.193</u>	157.0	1:35:28.501						
15	<u>1:45.911</u>	31.712	42.569	<u>31.630</u>	158.3	56:41.391	25	<u>1:47.025</u>	31.709	42.937	<u>32.379</u>	156.6	1:37:15.526						
16	<u>1:44.861</u>	<u>31.251</u>	42.153	<u>31.457</u>	159.9	58:26.252	26	<u>1:47.226</u>	<u>31.636</u>	43.005	<u>32.585</u>	156.4	1:39:02.752						
17	<u>1:44.687</u>	<u>31.127</u>	42.066	<u>31.494</u>	160.1	1:00:10.939	27	1:55.239 B	31.837	43.147	40.255	145.5	1:40:57.991						
18	<u>1:51.962</u> B	<u>31.187</u>	42.159	<u>38.616</u>	149.7	1:02:02.901													
19	<u>1:08:34.453</u>	...	45.227	<u>32.891</u>	4.1	2:10:37.354													



Porsche Carrera Cup France 4 Hours of Barcelona Collective Test

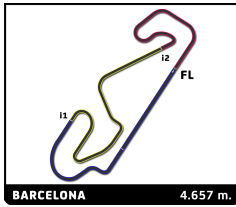
Sector Analysis

— Invalidated Lap ■ Personal Best ■ Session Best B Crossing the pit lane

Lap	Time	Sector 1	Sector 2	Sector 3	Kph	Elapsed	Lap	Time	Sector 1	Sector 2	Sector 3	Kph	Elapsed
28	5:24.840	3:59.673	50.367	34.800	51.6	1:46:22.831	19	<u>1:46.020</u>	<u>31.461</u>	42.393	32.166	158.1	1:00:54.490
29	1:53.806	37.431	43.845	32.530	147.3	1:48:16.637	20	<u>1:46.107</u>	31.336	42.596	<u>32.175</u>	158.0	1:02:40.597
30	1:46.340	31.666	42.674	32.000	157.7	1:50:02.977	21	1:54.774 B	31.435	42.880	40.459	146.1	1:04:35.371
31	1:46.360	31.427	42.747	32.186	157.6	1:51:49.337	22	56:35.372	...	45.800	34.540	4.9	2:01:10.743
32	<u>1:45.880</u>	31.459	42.432	<u>31.989</u>	158.3	1:53:35.217	23	<u>1:47.232</u>	31.987	43.104	<u>32.141</u>	156.3	2:02:57.975
33	<u>1:45.836</u>	<u>31.438</u>	42.356	32.042	158.4	1:55:21.053	24	1:46.681	31.930	42.563	32.188	157.2	2:04:44.656
34	1:45.934	31.565	42.466	31.903	158.3	1:57:06.987	25	<u>1:46.512</u>	31.615	42.649	<u>32.248</u>	157.4	2:06:31.168
35	1:46.226	31.530	42.735	31.961	157.8	1:58:53.213	26	<u>1:47.259</u>	<u>31.921</u>	42.895	<u>32.443</u>	156.3	2:08:18.427
36	1:45.987	31.514	42.394	32.079	158.2	2:00:39.200	27	1:46.767	31.646	42.750	32.371	157.0	2:10:05.194
37	1:53.762 B	31.524	42.848	39.390	147.4	2:02:32.962	28	1:56.300 B	31.839	43.083	41.378	144.2	2:12:01.494
38	27:58.927	...	44.264	33.098	10.0	2:30:31.889	29	<u>7:29.089</u>	6:06.335	48.246	<u>34.508</u>	37.3	2:19:30.583
39	<u>1:48.001</u>	32.022	43.280	<u>32.699</u>	155.2	2:32:19.890	30	<u>1:49.039</u>	33.053	43.764	<u>32.222</u>	153.8	2:21:19.622
40	<u>1:47.498</u>	31.799	43.070	<u>32.629</u>	156.0	2:34:07.388	31	<u>1:45.579</u>	<u>31.704</u>	42.299	<u>31.576</u>	158.8	2:23:05.201
41	1:47.389	31.794	42.964	32.631	156.1	2:35:54.777	32	1:46.076	31.426	42.528	32.122	158.0	2:24:51.277
42	1:46.543	31.677	42.727	32.139	157.4	2:37:41.320	33	<u>1:45.460</u>	31.496	42.205	<u>31.759</u>	159.0	2:26:36.737
43	<u>1:46.856</u>	31.588	42.746	<u>32.522</u>	156.9	2:39:28.176	34	<u>1:45.976</u>	<u>31.394</u>	42.590	31.992	158.2	2:28:22.713
44	1:46.517	31.613	42.680	<u>32.224</u>	157.4	2:41:14.693	35	1:45.684	31.295	42.391	31.998	158.6	2:30:08.397
45	1:55.113 B	31.719	43.379	40.015	145.6	2:43:09.806	36	1:54.435 B	31.323	42.503	40.609	146.5	2:32:02.832
46	8:23.654	6:56.772	51.139	35.743	33.3	2:51:33.460	37	<u>6:21.960</u>	5:06.354	43.189	<u>32.417</u>	43.9	2:38:24.792
47	1:54.130	37.646	43.816	32.668	146.9	2:53:27.590	38	<u>1:46.065</u>	31.428	42.491	<u>32.146</u>	158.1	2:40:10.857
48	1:45.693	31.348	42.373	31.972	158.6	2:55:13.283	39	<u>1:45.713</u>	31.163	42.440	<u>32.110</u>	158.6	2:41:56.570
49	1:45.370	31.229	42.353	31.788	159.1	2:56:58.653	40	<u>1:46.226</u>	<u>31.266</u>	42.840	32.120	157.8	2:43:42.796
50	<u>1:45.022</u>	<u>31.115</u>	<u>42.150</u>	31.757	159.6	2:58:43.675	41	<u>1:45.605</u>	31.285	42.257	<u>32.063</u>	158.8	2:45:28.401
51	1:45.047	31.133	42.218	31.696	159.6	3:00:28.722	42	1:52.995 B	31.304	42.467	39.224	148.4	2:47:21.396
52	1:56.279 B	32.479	44.496	39.304	144.2	3:02:25.001	43	33:50.767	...	1:01.681	39.755	8.3	3:21:12.163
53	30:01.407 B	...	46.895	40.536	9.3	3:32:26.408	44	2:02.383	37.863	47.873	36.647	137.0	3:23:14.546
54	2:24.529	1:08.112	43.939	32.478	116.0	3:34:50.937	45	1:51.883	33.794	45.440	32.649	149.8	3:25:06.429
55	1:45.816	31.476	42.352	31.988	158.4	3:36:36.753	46	1:44.779	31.353	41.847	31.579	160.0	3:26:51.208
56	1:47.195	31.303	43.174	32.718	156.4	3:38:23.948	47	<u>1:44.012</u>	31.127	<u>41.655</u>	<u>31.230</u>	161.2	3:28:35.220
57	<u>1:45.479</u>	31.303	42.300	<u>31.876</u>	158.9	3:40:09.427	48	1:44.434	31.029	41.852	31.553	160.5	3:30:19.654
58	1:45.333	31.295	42.253	31.785	159.2	3:41:54.760	49	<u>1:56.684</u> B	<u>30.911</u>	41.887	<u>43.886</u>	143.7	3:32:16.338
59	1:45.209	31.240	42.274	<u>31.695</u>	159.4	3:43:39.969	50	7:05.069	5:46.921	43.596	34.552	39.4	3:39:21.407
60	1:46.246	31.467	42.515	32.264	157.8	3:45:26.215	51	1:50.841	32.142	46.921	31.778	151.3	3:41:12.248
61	1:45.883	31.322	42.566	31.995	158.3	3:47:12.098	52	2:00.900 B	31.193	42.309	47.398	138.7	3:43:13.148
62	1:46.277	31.583	42.648	32.046	157.8	3:48:58.375	53	14:10.392	...	50.161	36.184	19.7	3:57:23.540
63	1:57.823 B	32.472	44.942	40.409	142.3	3:50:56.198	54	1:56.925	36.195	47.279	33.451	143.4	3:59:20.465
							55	1:50.494	32.422	45.178	32.894	151.7	4:01:10.959

23	Dylan ESTRE	FRA				
GP Racing Team	Porsche 911 GT3 Cup					
1	9:06.793	7:42.592	48.543	35.658	29.8	9:06.793
2	1:52.015	33.405	44.866	33.744	149.7	10:58.808
3	<u>1:50.546</u>	32.856	44.288	<u>33.402</u>	151.7	12:49.354
4	1:49.584	32.409	44.137	33.038	153.0	14:38.938
5	<u>1:49.007</u>	32.204	43.812	<u>32.991</u>	153.8	16:27.945
6	1:51.433	32.778	44.861	33.794	150.5	18:19.378
7	2:01.253 B	33.256	44.650	43.347	138.3	20:20.631
8	7:18.965 B	5:47.540	44.032	47.393	38.2	27:39.596
9	4:54.994	3:37.566	44.391	33.037	56.8	32:34.590
10	1:49.544	32.381	43.824	33.339	153.0	34:24.134
11	1:49.180	32.247	43.567	33.366	153.6	36:13.314
12	<u>1:49.245</u>	32.195	43.477	<u>33.573</u>	153.5	38:02.559
13	1:59.857 B	33.306	43.964	42.587	139.9	40:02.416
14	<u>12:00.058</u>	...	44.515	<u>32.714</u>	23.3	52:02.474
15	<u>1:47.338</u>	32.104	42.936	<u>32.298</u>	156.2	53:49.812
16	<u>1:46.374</u>	31.742	42.557	<u>32.075</u>	157.6	55:36.186
17	<u>1:46.188</u>	<u>31.552</u>	42.722	<u>31.914</u>	157.9	57:22.374
18	<u>1:46.096</u>	31.502	42.423	<u>32.171</u>	158.0	59:08.470

26	Cyril SALEILLES	FRA				
GP Racing Team	Porsche 911 GT3 Cup					
1	8:11.205	6:37.553	55.140	38.512	33.1	8:11.205
2	2:01.463	36.649	48.553	36.261	138.0	10:12.668
3	1:59.075	37.502	46.141	35.432	140.8	12:11.743
4	1:52.887	33.212	45.314	34.361	148.5	14:04.630
5	<u>2:20.696</u>	41.910	1:00.416	<u>38.370</u>	119.2	16:25.326
6	1:50.461	32.588	44.162	33.711	151.8	18:15.787
7	2:29.626 B	39.357	56.624	53.645	112.0	20:45.413
8	7:06.718 B	5:17.101	56.340	53.277	39.3	27:52.131
9	4:58.093	3:35.638	47.693	34.762	56.2	32:50.224
10	1:57.954	34.142	47.868	35.944	142.1	34:48.178
11	1:50.397	32.657	44.255	33.485	151.9	36:38.575
12	2:32.775 B	39.994	56.072	56.709	109.7	39:11.350
13	9:33.040	8:14.492	44.955	33.593	29.3	48:44.390
14	1:48.356	32.062	43.495	32.799	154.7	50:32.746
15	1:52.394	32.409	45.062	34.923	149.2	52:25.140
16	<u>1:49.168</u>	32.531	43.932	<u>32.705</u>	153.6	54:14.308
17	2:02.388 B	32.062	44.718	45.608	137.0	56:16.696



Porsche Carrera Cup France 4 Hours of Barcelona Collective Test

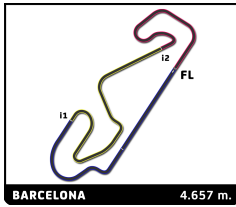
Sector Analysis

— Invalidated Lap ■ Personal Best ■ Session Best B Crossing the pit lane

Lap	Time	Sector 1	Sector 2	Sector 3	Kph	Elapsed	Lap	Time	Sector 1	Sector 2	Sector 3	Kph	Elapsed
18	4:14.356	2:53.686	46.008	34.662	65.9	1:00:31.052	20	<u>1:45.067</u>	<u>31.483</u>	42.060	<u>31.524</u>	159.6	1:45:16.539
19	1:49.846	32.449	43.524	33.873	152.6	1:02:20.898	21	<u>1:44.696</u>	<u>31.217</u>	41.883	<u>31.596</u>	160.1	1:47:01.235
20	1:47.738	32.013	43.053	32.672	155.6	1:04:08.636	22	<u>1:44.920</u>	<u>31.236</u>	42.035	<u>31.649</u>	159.8	1:48:46.155
21	1:47.905	31.764	43.383	32.758	155.4	1:05:56.541	23	<u>1:56.631</u> B	<u>31.259</u>	42.905	42.467	143.7	1:50:42.786
22	<u>1:47.716</u>	31.854	42.970	<u>32.892</u>	155.6	1:07:44.257	24	12:09.931	...	46.677	34.614	23.0	2:02:52.717
23	<u>1:51.782</u>	31.919	43.378	<u>36.485</u>	150.0	1:09:36.039	25	<u>1:48.259</u>	33.007	43.380	<u>31.872</u>	154.9	2:04:40.976
24	<u>1:49.768</u>	<u>32.006</u>	43.061	<u>34.701</u>	152.7	1:11:25.807	26	1:44.067	31.135	41.636	31.296	161.1	2:06:25.043
25	<u>7:01.460</u> B	<u>31.953</u>	5:37.543	51.964	39.8	1:18:27.267	27	<u>1:57.864</u>	34.971	49.788	33.105	142.2	2:08:22.907
26	1:14:38.712	...	48.116	33.667	3.7	2:33:05.979	28	<u>1:44.253</u>	31.011	41.740	<u>31.502</u>	160.8	2:10:07.160
27	<u>1:49.723</u>	32.814	43.911	<u>32.998</u>	152.8	2:34:55.702	29	<u>1:55.627</u> B	31.733	43.180	40.714	145.0	2:12:02.787
28	<u>1:48.294</u>	<u>32.177</u>	43.336	<u>32.781</u>	154.8	2:36:43.996	30	<u>54:53.327</u>	...	44.833	<u>32.895</u>	5.1	3:06:56.114
29	<u>1:48.370</u>	<u>31.682</u>	43.192	33.496	154.7	2:38:32.366	31	1:47.383	31.914	43.322	32.147	156.1	3:08:43.497
30	1:49.442	31.909	44.287	33.246	153.2	2:40:21.808	32	1:45.575	31.405	42.339	31.831	158.8	3:10:29.072
31	<u>1:48.513</u>	32.336	43.302	<u>32.875</u>	154.5	2:42:10.321	33	1:45.210	31.249	42.232	31.729	159.3	3:12:14.282
32	<u>2:00.295</u> B	<u>32.114</u>	42.942	45.239	139.4	2:44:10.616	34	1:45.437	31.325	42.218	31.894	159.0	3:13:59.719
33	<u>4:32.213</u>	3:12.832	45.395	<u>33.986</u>	61.6	2:48:42.829	35	1:45.244	31.297	42.068	31.879	159.3	3:15:44.963
34	<u>1:54.283</u>	<u>32.645</u>	47.672	33.966	146.7	2:50:37.112	36	<u>1:45.269</u>	31.312	42.165	<u>31.792</u>	159.3	3:17:30.232
35	<u>1:48.025</u>	31.894	43.205	<u>32.926</u>	155.2	2:52:25.137	37	<u>1:45.513</u>	<u>31.439</u>	42.202	31.872	158.9	3:19:15.745
36	<u>1:52.091</u>	<u>32.471</u>	43.924	35.696	149.6	2:54:17.228	38	<u>1:53.961</u> B	31.459	42.699	39.803	147.1	3:21:09.706
37	<u>1:59.283</u> B	32.071	43.481	43.731	140.5	2:56:16.511	39	5:23.586	4:06.870	43.935	32.781	51.8	3:26:33.292
38	4:03.861	2:35.226	51.411	37.224	68.7	3:00:20.372	40	<u>1:46.733</u>	31.582	42.646	<u>32.505</u>	157.1	3:28:20.025
39	2:01.162	40.907	46.647	33.608	138.4	3:02:21.534	41	<u>1:44.881</u>	<u>31.173</u>	41.920	31.788	159.8	3:30:04.906
40	1:47.599	32.001	43.029	32.569	155.8	3:04:09.133	42	1:44.750	31.229	41.950	31.571	160.0	3:31:49.656
41	<u>1:49.780</u>	32.295	43.161	<u>34.324</u>	152.7	3:05:58.913	43	<u>1:44.693</u>	31.062	41.999	<u>31.632</u>	160.1	3:33:34.349
42	<u>1:48.525</u>	<u>32.171</u>	43.172	<u>33.182</u>	154.5	3:07:47.438	44	<u>1:56.443</u> B	31.384	43.138	41.921	144.0	3:35:30.792
43	1:47.731	32.114	42.888	32.729	155.6	3:09:35.169	45	<u>8:24.876</u>	7:02.956	46.275	<u>35.645</u>	33.2	3:43:55.668
44	2:12.335 B	35.044	48.706	48.585	126.7	3:11:47.504	46	<u>1:46.529</u>	<u>31.926</u>	42.738	<u>31.865</u>	157.4	3:45:42.197
45	<u>33:08.012</u>	...	45.524	<u>34.861</u>	8.4	3:44:55.516	47	<u>1:44.133</u>	<u>30.994</u>	41.790	<u>31.349</u>	161.0	3:47:26.330
46	<u>1:53.278</u>	<u>32.646</u>	44.854	35.778	148.0	3:46:48.794	48	<u>1:43.987</u>	<u>30.956</u>	41.811	<u>31.220</u>	161.2	3:49:10.317
47	<u>1:47.988</u>	32.161	43.092	<u>32.735</u>	155.3	3:48:36.782	49	<u>1:55.046</u> B	<u>31.225</u>	43.329	40.492	145.7	3:51:05.363
48	<u>1:59.493</u>	<u>31.923</u>	53.684	33.886	140.3	3:50:36.275							
49	1:47.988	31.802	42.741	33.445	155.3	3:52:24.263							
50	2:04.178 B	32.455	47.082	44.641	135.0	3:54:28.441							
51	<u>4:02.942</u>	2:48.059	42.968	<u>31.915</u>	69.0	3:58:31.383							
52	<u>1:45.596</u>	<u>31.442</u>	42.334	31.820	158.8	4:00:16.979							

27 Tio ELLINAS		CYP											
Quanloop EST1 Racing		Porsche 911 GT3 Cup											
1	10:43.912	9:17.745	48.857	37.310	25.3	10:43.912							
2	1:58.031	35.676	47.811	34.544	142.0	12:41.943							
3	1:54.238	34.058	45.749	34.431	146.8	14:36.181							
4	1:52.891	33.985	45.771	33.135	148.5	16:29.072							
5	<u>1:50.696</u>	32.923	44.938	<u>32.835</u>	151.5	18:19.768							
6	2:04.480 B	33.006	43.492	<u>47.982</u>	134.7	20:24.248							
7	26:04.614	...	47.262	35.895	10.7	46:28.862							
8	1:52.088	34.217	44.456	33.415	149.6	48:20.950							
9	1:50.421	33.035	43.900	33.486	151.8	50:11.371							
10	1:46.277	31.768	42.511	31.998	157.8	51:57.648							
11	2:12.482 B	39.333	49.331	43.818	126.5	54:10.130							
12	4:45.656	3:29.770	43.557	32.329	58.7	58:55.786							
13	1:45.472	31.433	42.181	31.858	159.0	1:00:41.258							
14	<u>1:45.082</u>	31.261	41.991	<u>31.830</u>	159.5	1:02:26.340							
15	1:45.254	31.329	42.135	31.790	159.3	1:04:11.594							
16	2:00.566 B	32.605	43.710	44.251	139.1	1:06:12.160							
17	33:45.806	...	44.543	33.501	8.3	1:39:57.966							
18	<u>1:48.300</u>	32.777	43.001	<u>32.522</u>	154.8	1:41:46.266							
19	<u>1:45.206</u>	<u>31.451</u>	42.199	<u>31.556</u>	159.4	1:43:31.472							

28 Alexander REIMANN		EST											
Quanloop EST1 Racing		Porsche 911 GT3 Cup											
1	9:42.538	8:14.825	52.011	35.702	27.9	9:42.538							
2	<u>2:03.861</u>	41.330	48.714	<u>33.817</u>	135.4	11:46.399							
3	<u>1:59.544</u>	38.489	48.129	<u>32.926</u>	140.2	13:45.943							
4	<u>1:58.300</u>	<u>37.752</u>	47.707	32.841	141.7	15:44.243							
5	1:46.609	31.741	42.697	32.171	157.3	17:30.852							
6	<u>1:58.780</u> B	33.712	44.562	40.506	141.1	19:29.632							
7	24:22.577	...	51.811	33.630	11.5	43:52.209							
8	2:00.054	38.724	47.979	33.351	139.6	45:52.263							
9	1:59.279	38.935	46.752	33.592	140.6	47:51.542							
10	<u>1:58.102</u>	38.908	46.398	<u>32.796</u>	142.0	49:49.644							
11	<u>2:01.552</u> B	<u>31.623</u>	44.827	45.102	137.9	51:51.196							
12	4:13.250	2:57.514	43.218	32.518	66.2	56:04.446							
13	<u>1:45.955</u>	31.809	42.228	<u>31.918</u>	158.2	57:50.401							
14	<u>1:45.866</u>	<u>31.539</u>	42.347	<u>31.980</u>	158.4	59:36.267							
15	<u>1:45.778</u>	<u>31.418</u>	42.432	<u>31.928</u>	158.5	1:01:22.045							
16	<u>1:46.125</u>	<u>31.369</u>	42.610	<u>32.146</u>	158.0	1:03:08.170							
17	<u>1:45.524</u>	<u>31.367</u>	42.291	<u>31.866</u>	158.9	1:04:53.694							
18	<u>1:52.960</u> B	<u>31.631</u>	42.736	38.593	148.4	1:06:46.654							
19	<u>31:01.365</u>	...	47.197	<u>32.693</u>	9.0	1:37:48.019							
20	<u>1:45.239</u>	<u>31.445</u>	42.233	31.561	159.3	1:39:33.258							
21	<u>1:44.792</u>	31.307	41.945	<u>31.540</u>	160.0	1:41:18.050							
22	1:44.791	31.160	42.074	31.557	160.0	1:43:02.841							
23	<u>1:45.328</u>	31.104	42.108	<u>32.116</u>	159.2	1:44:48.169							
24	1:45.688	31.398	42.217	32.073	158.6	1:46:33.857							



Porsche Carrera Cup France 4 Hours of Barcelona Collective Test

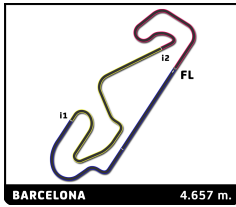
Sector Analysis

— Invalidated Lap ■ Personal Best ■ Session Best B Crossing the pit lane

Lap	Time	Sector 1	Sector 2	Sector 3	Kph	Elapsed	Lap	Time	Sector 1	Sector 2	Sector 3	Kph	Elapsed
41	<u>1:46.906</u>	<u>31.562</u>	42.700	<u>32.644</u>	156.8	2:40:39.202	36	<u>1:47.660</u>	31.847	43.284	<u>32.529</u>	155.7	3:53:00.895
42	<u>1:48.996</u>	<u>31.657</u>	43.909	33.430	153.8	2:42:28.198	37	1:47.406	31.832	43.176	32.398	156.1	3:54:48.301
43	2:01.973B	31.817	43.438	46.718	137.5	2:44:30.171	38	<u>1:47.295</u>	31.854	43.037	32.404	156.3	3:56:35.596
44	39:45.232	...	44.355	33.119	7.0	3:24:15.403	39	<u>1:47.986</u>	32.080	43.176	<u>32.730</u>	155.3	3:58:23.582
45	<u>1:49.278</u>	<u>32.575</u>	43.858	<u>32.845</u>	153.4	3:26:04.681	40	1:47.327	31.668	43.062	32.597	156.2	4:00:10.909
46	<u>1:47.752</u>	<u>32.099</u>	43.082	<u>32.571</u>	155.6	3:27:52.433							
47	<u>1:48.065</u>	<u>31.929</u>	43.223	<u>32.913</u>	155.1	3:29:40.498							
48	1:48.012	32.072	43.232	32.708	155.2	3:31:28.510							
49	1:47.089	32.097	42.789	32.203	156.6	3:33:15.599							
50	1:47.600	31.694	43.267	32.639	155.8	3:35:03.199							
51	2:00.346B	31.968	42.863	45.515	139.3	3:37:03.545							
52	7:00.547	5:34.371	49.409	36.767	39.9	3:44:04.092							
53	1:55.772	35.696	46.389	33.687	144.8	3:45:59.864							
54	1:49.138	32.417	43.732	32.989	153.6	3:47:49.002							
55	1:47.821	31.962	43.238	32.621	155.5	3:49:36.823							
56	1:47.233	31.551	43.065	32.617	156.3	3:51:24.056							
57	1:47.187	31.957	42.845	32.385	156.4	3:53:11.243							
58	1:46.844	31.782	42.963	32.099	156.9	3:54:58.087							
59	2:09.408B	31.819	51.650	45.939	129.6	3:57:07.495							

67 Henry HASSID		FRA											
Pierre Martinet by Alméras		Porsche 911 GT3 Cup											
1	19:43.818	...	51.408	35.996	13.7	19:43.818							
2	1:55.378	35.969	45.599	33.810	145.3	21:39.196							
3	<u>1:50.289</u>	33.248	44.068	<u>32.973</u>	152.0	23:29.485							
4	1:49.224	32.601	43.948	32.675	153.5	25:18.709							
5	1:48.421	32.291	43.403	32.727	154.6	27:07.130							
6	2:58.388B	40.065	1:13.917	1:04.406	94.0	30:05.518							
7	4:20.864	3:03.551	44.306	33.007	64.3	34:26.382							
8	1:49.044	33.124	43.315	32.605	153.7	36:15.426							
9	1:48.824	32.247	43.688	32.889	154.1	38:04.250							
10	1:48.566	32.036	43.758	32.772	154.4	39:52.816							
11	<u>1:48.431</u>	32.092	43.683	<u>32.656</u>	154.6	41:41.247							
12	1:48.552	31.834	43.741	32.977	154.4	43:29.799							
13	1:47.354	31.899	43.148	32.307	156.2	45:17.153							
14	<u>1:47.722</u>	31.763	43.253	<u>32.706</u>	155.6	47:04.875							
15	2:05.479B	34.166	46.164	45.149	133.6	49:10.354							
16	44:33.975	...	47.003	36.052	6.3	1:33:44.329							
17	<u>1:50.386</u>	33.066	44.425	<u>32.895</u>	151.9	1:35:34.715							
18	1:47.597	32.388	43.008	32.201	155.8	1:37:22.312							
19	<u>1:46.613</u>	31.603	42.877	<u>32.133</u>	157.3	1:39:08.925							
20	<u>1:47.865</u>	32.065	43.462	<u>32.338</u>	155.4	1:40:56.790							
21	<u>1:47.601</u>	31.710	43.125	<u>32.766</u>	155.8	1:42:44.391							
22	2:14.563B	34.067	54.410	46.086	124.6	1:44:58.954							
23	<u>8:21.427</u>	7:00.474	47.292	<u>33.661</u>	33.4	1:53:20.381							
24	<u>1:47.486</u>	31.941	42.917	<u>32.628</u>	156.0	1:55:07.867							
25	1:46.338	31.464	43.194	31.680	157.7	1:56:54.205							
26	<u>1:45.590</u>	31.312	42.411	<u>31.867</u>	158.8	1:58:39.795							
27	<u>1:45.866</u>	31.458	42.347	<u>32.061</u>	158.4	2:00:25.661							
28	2:19.433B	36.504	53.122	49.807	120.2	2:02:45.094							
29	1:35:20.415B	...	50.028	51.935	2.9	3:38:05.509							
30	<u>3:14.007</u> B	1:39.248	46.442	<u>48.317</u>	86.4	3:41:19.516							
31	2:43.173	1:24.880	44.034	34.259	102.7	3:44:02.689							
32	1:47.625	32.125	43.108	32.392	155.8	3:45:50.314							
33	1:47.747	31.620	43.787	32.340	155.6	3:47:38.061							
34	1:47.492	32.066	43.064	32.362	156.0	3:49:25.553							
35	1:47.682	31.682	43.440	32.560	155.7	3:51:13.235							

68 Manuel ALVES		POR											
LOB Motorsport		Porsche 911 GT3 Cup											
1	10:56.095	9:24.095	53.337	38.663	24.8	10:56.095							
2	1:58.563	36.115	47.090	35.358	141.4	12:54.658							
3	1:51.141	32.537	44.390	34.214	150.8	14:45.799							
4	1:48.163	32.241	43.334	32.588	155.0	16:33.962							
5	1:47.440	31.963	42.976	32.501	156.0	18:21.402							
6	1:48.597	32.144	43.772	32.681	154.4	20:09.999							
7	<u>1:48.039</u>	32.101	43.403	<u>32.535</u>	155.2	21:58.038							
8	2:00.157	35.955	50.400	33.802	139.5	23:58.195							
9	<u>1:47.171</u>	31.692	43.032	<u>32.447</u>	156.4	25:45.366							
10	<u>2:00.012</u> B	<u>31.811</u>	43.246	44.955	139.7	27:45.378							
11	11:14.131	9:53.285	47.104	33.742	24.9	38:59.509							
12	<u>1:47.614</u>	31.975	43.126	<u>32.513</u>	155.8	40:47.123							
13	<u>1:47.379</u>	31.917	43.123	<u>32.339</u>	156.1	42:34.502							
14	1:46.926	31.619	42.859	32.448	156.8	44:21.428							
15	1:48.536	31.711	44.216	32.609	154.5	46:09.964							
16	1:55.040B	31.822	43.190	40.028	145.7	48:05.004							
17	<u>26:08.859</u>	...	54.038	<u>37.885</u>	10.7	1:14:13.863							
18	2:12.550B	40.154	48.777	43.619	126.5	1:16:26.413							
19	<u>4:01.007</u>	2:43.553	44.573	<u>32.881</u>	69.6	1:20:27.420							
20	<u>1:46.836</u>	<u>31.874</u>	42.882	<u>32.080</u>	156.9	1:22:14.256							
21	<u>1:46.087</u>	31.434	42.957	<u>31.696</u>	158.0	1:24:00.343							
22	<u>1:46.300</u>	31.545	42.628	<u>32.127</u>	157.7	1:25:46.643							
23	<u>1:54.443</u>	<u>34.738</u>	46.523	<u>33.182</u>	146.5	1:27:41.086							
24	<u>1:46.165</u>	<u>31.475</u>	42.661	<u>32.029</u>	157.9	1:29:27.251							
25	<u>2:00.064</u> B	<u>35.652</u>	44.060	40.352	139.6	1:31:27.315							
26	1:01:28.739	...	48.669	35.014	4.5	2:32:56.054							
27	1:52.259	33.342	45.735	33.182	149.3	2:34:48.313							
28	<u>1:47.256</u>	31.856	43.042	<u>32.358</u>	156.3	2:36:35.569							
29	<u>1:46.724</u>	31.545	42.908	<u>32.271</u>	157.1	2:38:22.293							
30	1:49.148	32.424	43.373	33.351	153.6	2:40:11.441							
31	<u>1:46.777</u>	31.731	42.674	<u>32.372</u>	157.0	2:41:58.218							
32	1:55.220B	31.788	43.077	40.355	145.5	2:43:53.438							
33	10:59.762	9:26.012	54.156	39.594	25.4	2:54:53.200							
34	2:00.434	38.513	48.294	33.627	139.2	2:56:53.634							
35	1:46.302	31.811	42.598	31.893	157.7	2:58:39.936							
36	1:44.856	31.241	41.954	31.661	159.9	3:00:24.792							
37	1:44.680	31.075	42.058	31.547	160.2	3:02:09.472							
38	1:56.840B	32.088	44.327	40.425	143.5	3:04:06.312							
39	<u>4:15.914</u>	2:59.979	43.754	<u>32.181</u>	65.5	3:08:22.226							
40	<u>1:46.502</u>	<u>32.115</u>	42.509	<u>31.878</u>	157.4	3:10:08.728							
41	<u>1:45.930</u>	31.452	42.568	<u>31.910</u>	158.3	3:11:54.658							
42	<u>1:54.479</u> B	<u>31.511</u>	42.578	40.390	146.4	3:13:49.137							
43	15:14.048B	...	44.953	40.443	18.3	3:29:03.185							
44	2:32.464B	1:10.501	42.896	39.067	110.0	3:31:35.649							
45	2:23.293	1:08.410	42.982	31.901	117.0	3:33:58.942							
46	1:4												



Porsche Carrera Cup France 4 Hours of Barcelona Collective Test

Sector Analysis

— Invalidated Lap ■ Personal Best ■ Session Best B Crossing the pit lane

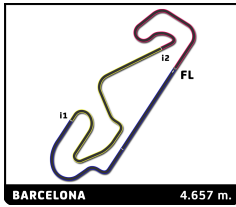
Lap	Time	Sector 1	Sector 2	Sector 3	Kph	Elapsed	Lap	Time	Sector 1	Sector 2	Sector 3	Kph	Elapsed
50	1:46.778	31.647	42.925	32.206	157.0	3:42:50.208	51	6:38.620	5:17.855	46.452	34.313	42.1	3:48:14.813
51	1:50.244	34.483	43.187	32.574	152.1	3:44:40.452	52	1:47.777	32.333	43.014	32.430	155.6	3:50:02.590
52	1:50.198	33.805	43.789	32.604	152.1	3:46:30.650	53	1:43.439	30.900	41.528	31.011	162.1	3:51:46.029
53	1:57.361 B	31.582	43.011	42.768	142.9	3:48:28.011	54	<u>1:43.565</u>	30.863	41.617	<u>31.085</u>	161.9	3:53:29.594
							55	<u>1:43.578</u>	30.897	41.634	<u>31.047</u>	161.9	3:55:13.172
							56	2:00.341 B	30.836	43.294	46.211	139.3	3:57:13.513

74 **Marvin KLEIN** FRA
ABM Porsche 911 GT3 Cup

1	14:00.827	...	46.941	35.162	19.3	14:00.827
2	1:49.471	32.817	43.927	32.727	153.1	15:50.298
3	<u>1:46.630</u>	31.664	42.887	<u>32.079</u>	157.2	17:36.928
4	<u>1:46.159</u>	<u>31.547</u>	42.718	<u>31.894</u>	157.9	19:23.087
5	<u>1:45.990</u>	<u>31.523</u>	42.592	<u>31.875</u>	158.2	21:09.077
6	<u>1:45.489</u>	<u>31.391</u>	42.410	<u>31.688</u>	158.9	22:54.566
7	<u>1:53.547 B</u>	<u>31.399</u>	42.316	39.832	147.6	24:48.113
8	<u>7:30.449</u>	6:15.271	43.124	<u>32.054</u>	37.2	32:18.562
9	<u>1:45.809</u>	<u>31.428</u>	42.446	<u>31.935</u>	158.4	34:04.371
10	<u>1:55.788 B</u>	<u>31.712</u>	43.115	<u>40.961</u>	144.8	36:00.159
11	4:51.364	3:29.246	48.083	34.035	57.5	40:51.523
12	1:47.072	31.861	43.006	32.205	156.6	42:38.595
13	1:44.784	31.096	42.082	31.606	160.0	44:23.379
14	<u>1:44.229</u>	31.058	41.875	<u>31.296</u>	160.8	46:07.608
15	<u>1:44.875</u>	<u>31.130</u>	42.040	<u>31.705</u>	159.9	47:52.483
16	1:52.758 B	31.094	42.237	39.427	148.7	49:45.241
17	<u>40:35.976</u>	...	42.811	<u>32.137</u>	6.9	1:30:21.217
18	<u>1:45.116</u>	31.282	42.297	<u>31.537</u>	159.5	1:32:06.333
19	<u>1:46.818</u>	31.131	42.221	<u>33.466</u>	157.0	1:33:53.151
20	<u>1:45.326</u>	31.131	41.961	<u>32.234</u>	159.2	1:35:38.477
21	<u>1:55.009 B</u>	32.123	42.603	<u>40.283</u>	145.8	1:37:33.486
22	5:23.978	4:07.015	44.199	32.764	51.7	1:42:57.464
23	1:53.245 B	31.487	42.674	39.084	148.0	1:44:50.709
24	<u>7:57.525</u>	6:43.673	42.345	<u>31.507</u>	35.1	1:52:48.234
25	<u>1:44.861</u>	<u>31.234</u>	42.112	<u>31.515</u>	159.9	1:54:33.095
26	<u>1:44.903</u>	31.250	41.963	<u>31.690</u>	159.8	1:56:17.998
27	<u>1:56.710 B</u>	<u>34.670</u>	42.347	<u>39.693</u>	143.6	1:58:14.708
28	<u>8:44.700 B</u>	7:22.583	42.488	<u>39.629</u>	32.0	2:06:59.408
29	6:50.550	5:36.045	42.703	31.802	40.8	2:13:49.958
30	<u>1:45.584</u>	31.419	42.364	<u>31.801</u>	158.8	2:15:35.542
31	1:54.913 B	32.032	42.659	<u>40.222</u>	145.9	2:17:30.455
32	<u>6:50.975</u>	5:35.765	43.018	<u>32.192</u>	40.8	2:24:21.430
33	<u>1:45.847</u>	<u>31.425</u>	42.465	<u>31.957</u>	158.4	2:26:07.277
34	<u>1:48.389</u>	31.476	43.180	<u>33.733</u>	154.7	2:27:55.666
35	<u>1:57.676 B</u>	31.548	45.119	<u>41.009</u>	142.5	2:29:53.342
36	5:35.107	4:17.559	43.788	33.760	50.0	2:35:28.449
37	1:45.216	31.460	42.249	31.507	159.3	2:37:13.665
38	1:44.661	31.196	41.960	31.505	160.2	2:38:58.326
39	1:52.439 B	31.051	41.934	39.454	149.1	2:40:50.765
40	6:13.098	4:57.002	41.986	34.110	44.9	2:47:03.863
41	1:44.294	31.063	41.905	31.326	160.7	2:48:48.157
42	1:44.235	30.962	41.878	31.395	160.8	2:50:32.392
43	1:53.045 B	31.061	42.165	39.819	148.3	2:52:25.437
44	36:04.589	...	43.837	31.921	7.7	3:28:30.026
45	<u>1:45.203</u>	31.311	42.298	<u>31.594</u>	159.4	3:30:15.229
46	1:51.929 B	31.245	42.045	38.639	149.8	3:32:07.158
47	<u>4:05.839</u>	2:52.075	42.286	<u>31.478</u>	68.2	3:36:12.997
48	<u>1:44.375</u>	31.156	41.997	<u>31.222</u>	160.6	3:37:57.372
49	<u>1:44.863</u>	31.072	41.981	<u>31.810</u>	159.9	3:39:42.235
50	1:53.958 B	31.048	42.072	40.838	147.1	3:41:36.193

81 **Eric DEBARD** FRA
Debard Automobiles by Racetivity Porsche 911 GT3 Cup

1	17:16.237	...	53.678	35.161	15.7	17:16.237
2	1:52.211	33.547	44.857	33.807	149.4	19:08.448
3	1:50.060	32.764	44.232	33.064	152.3	20:58.508
4	1:48.226	32.115	43.553	32.558	154.9	22:46.734
5	2:08.633 B	35.110	48.922	44.601	130.3	24:55.367
6	<u>8:51.247</u>	7:32.996	44.955	<u>33.296</u>	31.6	33:46.614
7	<u>1:48.568</u>	<u>32.419</u>	43.413	<u>32.736</u>	154.4	35:35.182
8	<u>1:47.961</u>	31.980	43.453	<u>32.528</u>	155.3	37:23.143
9	1:49.212	31.822	44.171	33.219	153.5	39:12.355
10	<u>1:48.275</u>	32.040	43.401	<u>32.834</u>	154.8	41:00.630
11	2:08.676 B	36.210	48.075	44.391	130.3	43:09.306
12	6:23.621	5:03.289	46.215	34.117	43.7	49:32.927
13	<u>1:53.310</u>	33.002	44.343	<u>35.965</u>	148.0	51:26.237
14	<u>1:47.261</u>	31.817	43.105	<u>32.339</u>	156.3	53:13.498
15	<u>1:46.953</u>	<u>31.885</u>	42.924	<u>32.144</u>	156.8	55:00.451
16	<u>1:47.263</u>	31.645	43.170	<u>32.448</u>	156.3	56:47.714
17	<u>2:01.034 B</u>	<u>31.679</u>	43.649	45.706	138.5	58:48.748
18	45:09.184	...	44.018	33.067	6.2	1:43:57.932
19	1:49.083	31.890	43.813	33.380	153.7	1:45:47.015
20	1:47.247	31.719	42.992	32.536	156.3	1:47:34.262
21	1:47.777	32.046	43.199	32.532	155.6	1:49:22.039
22	1:52.143	31.756	46.836	33.551	149.5	1:51:14.182
23	2:00.734 B	31.844	42.960	45.930	138.9	1:53:14.916
24	11:46.046	...	44.871	32.636	23.7	2:05:00.962
25	1:47.740	31.712	43.475	32.553	155.6	2:06:48.702
26	2:04.731 B	31.751	48.943	44.037	134.4	2:08:53.433
27	4:46.386	3:30.303	43.622	32.461	58.5	2:13:39.819
28	<u>1:47.759</u>	32.229	43.036	<u>32.494</u>	155.6	2:15:27.578
29	1:47.579	31.821	43.277	32.481	155.8	2:17:15.157
30	2:05.096 B	32.184	48.432	44.480	134.0	2:19:20.253
31	7:56.075	6:33.188	47.458	35.429	35.2	2:27:16.328
32	1:50.533	33.115	43.849	33.569	151.7	2:29:06.861
33	1:46.561	31.564	42.909	32.088	157.3	2:30:53.422
34	1:45.919	31.430	42.380	32.109	158.3	2:32:39.341
35	2:07.413 B	34.758	49.120	43.535	131.6	2:34:46.754
36	7:49.997	6:33.948	43.830	32.219	35.7	2:42:36.751
37	1:46.423	31.453	42.901	32.069	157.5	2:44:23.174
38	1:59.324 B	31.502	42.777	45.045	140.5	2:46:22.498
39	<u>22:25.740</u>	...	43.047	<u>35.131</u>	12.5	3:08:48.238
40	1:45.710	31.510	42.167	32.033	158.6	3:10:33.948
41	1:45.219	31.384	42.256	31.579	159.3	3:12:19.167
42	1:52.444 B	31.175	42.089	39.180	149.1	3:14:11.611
43	7:24.091	6:07.819	43.399	32.873	37.8	3:21:35.702
44	1:47.623	31.900	43.159	32.564	155.8	3:23:23.325
45	<u>1:47.152</u>	31.917	42.798	<u>32.437</u>	156.5	3:25:10.477
46	<u>1:47.528</u>	31.844	42.827	<u>32.857</u>	155.9	3:26:58.005
47	<u>2:09.433 B</u>	<u>35.412</u>	48.969	45.052	129.5	3:29:07.438
48	9:28.453	8:10.468	44.665	33.320	29.5	3:38:35.891

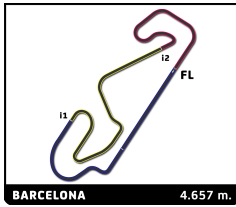


Porsche Carrera Cup France 4 Hours of Barcelona Collective Test

Sector Analysis

— Invalidated Lap ■ Personal Best ■ Session Best B Crossing the pit lane

Lap	Time	Sector 1	Sector 2	Sector 3	Kph	Elapsed	Lap	Time	Sector 1	Sector 2	Sector 3	Kph	Elapsed
49	1:48.952	33.316	43.209	32.427	153.9	3:40:24.843	49	<u>1:52.475</u> B	31.661	42.509	<u>38.305</u>	149.1	3:51:43.834
50	1:46.142	31.841	42.497	31.804	158.0	3:42:10.985	95 Gonçalo FERNANDES POR						
51	1:47.038	31.830	42.972	32.236	156.6	3:43:58.023	LOB Motorsport Porsche 911 GT3 Cup						
52	1:46.311	31.520	42.672	32.119	157.7	3:45:44.334	1	24:48.627	...	47.303	34.462	10.9	24:48.627
53	1:48.135	31.646	44.391	32.098	155.0	3:47:32.469	2	<u>1:50.039</u>	33.145	44.062	<u>32.832</u>	152.4	26:38.666
54	2:00.344 B	31.457	43.343	45.544	139.3	3:49:32.813	3	<u>2:11.089</u> B	<u>32.193</u>	52.304	46.592	127.9	28:49.755
88 Loic TEIRE FRA							4	<u>3:54.956</u>	2:38.013	44.089	<u>32.854</u>	71.4	32:44.711
GP Racing Team Porsche 911 GT3 Cup							5	<u>1:48.298</u>	<u>32.211</u>	43.724	<u>32.363</u>	154.8	34:33.009
1	10:11.503	8:36.772	54.453	40.278	26.6	10:11.503	6	<u>1:47.458</u>	31.822	43.347	<u>32.289</u>	156.0	36:20.467
2	2:03.038	39.456	48.356	35.226	136.3	12:14.541	7	<u>1:48.060</u>	31.691	43.673	<u>32.696</u>	155.1	38:08.527
3	1:57.260	34.232	46.157	36.871	143.0	14:11.801	8	1:47.190	31.650	43.092	32.448	156.4	39:55.717
4	2:15.189	40.557	55.610	39.022	124.0	16:26.990	9	1:52.632	31.732	43.577	37.323	148.8	41:48.349
5	1:52.129	33.421	44.860	33.848	149.5	18:19.119	10	<u>2:03.047</u> B	31.747	45.855	45.445	136.3	43:51.396
6	2:36.991 B	41.845	57.418	57.728	106.8	20:56.110	11	<u>1:48.465</u>	6:16.969	44.085	<u>32.411</u>	37.0	51:24.861
7	6:31.784 B	4:53.387	49.417	48.980	42.8	27:27.894	12	<u>1:47.076</u>	<u>31.952</u>	43.072	<u>32.052</u>	156.6	53:11.937
8	5:15.268	3:53.436	47.621	34.211	53.2	32:43.162	13	<u>1:46.725</u>	31.652	42.936	<u>32.137</u>	157.1	54:58.662
9	1:51.716	32.976	45.396	33.344	150.1	34:34.878	14	<u>1:47.414</u>	<u>31.652</u>	43.076	32.686	156.1	56:46.076
10	1:49.513	32.291	44.259	32.963	153.1	36:24.391	15	1:54.793 B	31.733	43.112	39.948	146.0	58:40.869
11	2:29.151 B	40.532	56.886	51.733	112.4	38:53.542	16	21:49.190 B	...	43.947	40.058	12.8	1:20:30.059
12	9:45.231	8:26.763	45.009	33.459	28.6	48:38.773	17	<u>2:29.971</u>	1:14.198	43.409	<u>32.364</u>	111.8	1:23:00.030
13	1:49.265	32.489	43.768	33.008	153.4	50:28.038	18	<u>1:47.472</u>	31.767	43.131	<u>32.574</u>	156.0	1:24:47.502
14	<u>1:48.577</u>	32.252	43.501	<u>32.824</u>	154.4	52:16.615	19	<u>1:48.922</u>	32.194	43.964	<u>32.764</u>	153.9	1:26:36.424
15	<u>1:58.358</u>	41.453	44.118	<u>32.787</u>	141.6	54:14.973	20	<u>1:46.503</u>	31.539	42.718	<u>32.246</u>	157.4	1:28:22.927
16	<u>1:49.223</u>	<u>32.237</u>	43.887	<u>33.099</u>	153.5	56:04.196	21	<u>1:47.127</u>	31.578	42.987	<u>32.562</u>	156.5	1:30:10.054
17	1:58.763 B	32.833	44.115	41.815	141.2	58:02.959	22	<u>1:47.165</u>	<u>31.656</u>	42.968	32.541	156.4	1:31:57.219
18	4:42.855	3:21.652	46.495	34.708	59.3	1:02:45.814	23	<u>1:57.148</u> B	32.199	44.793	<u>40.156</u>	143.1	1:33:54.367
19	<u>1:50.556</u>	33.677	44.237	<u>32.642</u>	151.6	1:04:36.370	24	8:07.864 B	6:40.759	45.146	41.959	34.4	1:42:02.231
20	<u>1:47.430</u>	31.983	43.179	<u>32.268</u>	156.1	1:06:23.800	25	<u>2:36.869</u>	1:21.986	42.899	<u>31.984</u>	106.9	1:44:39.100
21	<u>1:46.546</u>	31.699	42.790	<u>32.057</u>	157.4	1:08:10.346	26	<u>1:46.420</u>	31.793	42.567	<u>32.060</u>	157.5	1:46:25.520
22	<u>1:46.803</u>	31.632	43.034	<u>32.137</u>	157.0	1:09:57.149	27	<u>1:45.935</u>	31.638	42.586	<u>31.711</u>	158.3	1:48:11.455
23	<u>1:47.798</u>	<u>31.790</u>	43.376	<u>32.632</u>	155.5	1:11:44.947	28	<u>1:55.663</u> B	31.444	42.829	<u>41.390</u>	144.9	1:50:07.118
24	<u>1:50.341</u>	<u>31.949</u>	45.219	<u>33.173</u>	151.9	1:13:35.288	29	42:47.359 B	...	52.777	43.842	6.5	2:32:54.477
25	2:14.989 B	32.370	54.475	48.144	124.2	1:15:50.277	30	<u>2:42.715</u> B	1:12.669	47.814	42.232	103.0	2:35:37.192
26	1:10:03.647 B	4.0	2:25:53.924	31	2:30.811	1:14.476	43.857	32.478	111.2	2:38:08.003
27	5:28.850	4:01.651	50.235	36.964	51.0	2:31:22.774	32	<u>1:47.529</u>	32.345	43.067	<u>32.117</u>	155.9	2:39:55.532
28	1:56.970	36.936	46.424	33.610	143.3	2:33:19.744	33	1:46.300	31.567	42.675	32.058	157.7	2:41:41.832
29	1:48.511	32.391	43.334	32.786	154.5	2:35:08.255	34	<u>1:46.708</u>	31.582	42.836	<u>32.290</u>	157.1	2:43:28.540
30	1:47.622	31.935	43.106	32.581	155.8	2:36:55.877	35	<u>1:51.054</u>	<u>32.833</u>	45.242	32.979	151.0	2:45:19.594
31	1:47.564	31.946	43.032	32.586	155.9	2:38:43.441	36	1:46.747	31.573	42.808	32.366	157.1	2:47:06.341
32	<u>1:47.713</u>	31.884	43.103	<u>32.726</u>	155.6	2:40:31.154	37	<u>1:54.406</u> B	32.134	43.008	<u>39.264</u>	146.5	2:49:00.747
33	<u>1:47.326</u>	<u>32.045</u>	42.953	<u>32.328</u>	156.2	2:42:18.480	38	6:18.297	5:00.657	45.021	32.619	44.3	2:55:19.044
34	1:57.726 B	32.023	43.549	42.154	142.4	2:44:16.206	39	1:46.774	31.705	42.762	32.307	157.0	2:57:05.818
35	4:40.231	3:23.387	43.744	33.100	59.8	2:48:56.437	40	1:48.085	31.747	43.450	32.888	155.1	2:58:53.903
36	1:47.718	31.900	43.282	32.536	155.6	2:50:44.155	41	<u>1:46.828</u>	31.756	42.776	<u>32.296</u>	156.9	3:00:40.731
37	1:47.768	31.908	43.144	32.716	155.6	2:52:31.923	42	<u>1:55.820</u> B	32.513	43.155	<u>40.152</u>	144.8	3:02:36.551
38	1:48.336	31.915	43.688	32.733	154.8	2:54:20.259	43	8:45.486	7:25.860	45.981	33.645	31.9	3:11:22.037
39	1:48.654	31.982	43.388	33.284	154.3	2:56:08.913	44	1:54.701	32.853	46.451	35.397	146.2	3:13:16.738
40	1:56.730 B	32.098	43.354	41.278	143.6	2:58:05.643	45	1:46.189	31.759	42.712	31.718	157.9	3:15:02.927
41	3:29.991	2:13.371	43.532	33.088	79.8	3:01:35.634	46	1:44.519	31.055	41.939	31.525	160.4	3:16:47.446
42	<u>1:47.738</u>	31.945	43.237	<u>32.556</u>	155.6	3:03:23.372	47	1:47.565	30.977	42.114	34.474	155.9	3:18:35.011
43	<u>1:49.048</u>	<u>32.468</u>	43.648	32.932	153.7	3:05:12.420	48	1:50.568	33.057	42.957	34.554	151.6	3:20:25.579
44	1:58.456 B	32.137	44.288	42.031	141.5	3:07:10.876	49	1:52.805 B	31.295	42.464	39.046	148.6	3:22:18.384
45	37:20.672	...	43.543	32.552	7.5	3:44:31.548	50	8:27.338	7:12.710	42.747	31.881	33.0	3:30:45.722
46	1:46.480	31.726	42.853	31.901	157.4	3:46:18.028	51	1:45.658	31.300	42.446	31.912	158.7	3:32:31.380
47	<u>1:46.771</u>	31.518	43.072	<u>32.181</u>	157.0	3:48:04.799	52	1:45.798	31.339	42.578	31.881	158.5	3:34:17.178
48	<u>1:46.560</u>	<u>31.581</u>	42.842	32.137	157.3	3:49:51.359	53	1:45.292	31.128	42.252	31.912	159.2	3:36:02.470



Porsche Carrera Cup France 4 Hours of Barcelona Collective Test

Sector Analysis

— Invalidated Lap ■ Personal Best ■ Session Best **B** Crossing the pit lane

Lap	Time	Sector 1	Sector 2	Sector 3	Kph	Elapsed	Lap	Time	Sector 1	Sector 2	Sector 3	Kph	Elapsed
54	1:46.315	31.364	42.457	32.494	157.7	3:37:48.785							
55	2:00.259	31.580	46.786	41.893	139.4	3:39:49.044							
56	1:54.759 B	31.633	42.596	40.530	146.1	3:41:43.803							