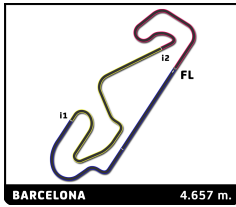


Porsche Carrera Cup France 4 Hours of Barcelona Free Practice 1

Sector Analysis

— Invalidated Lap ■ Personal Best ■ Session Best B Crossing the pit lane

Lap	Time	Sector 1	Sector 2	Sector 3	Kph	Elapsed	Lap	Time	Sector 1	Sector 2	Sector 3	Kph	Elapsed
2 Hugo CHEVALIER FRA Debard Automobiles by Racetivity Porsche 911 GT3 Cup							7 Jérôme BOULLERY FRA Racing Technology Porsche 911 GT3 Cup						
1	2:17.782	50.034	51.032	36.716	118.1	2:17.782	1	2:18.546	54.474	47.961	36.111	117.4	2:18.546
2	1:55.635	36.465	47.231	31.939	145.0	4:13.417	2	1:56.495	36.218	47.171	33.106	143.9	4:15.041
3	1:44.178	31.076	41.891	31.211	160.9	5:57.595	3	1:45.431	31.446	42.380	31.605	159.0	6:00.472
4	1:44.228	31.025	41.738	31.465	160.9	7:41.823	4	1:44.913	31.021	42.042	31.850	159.8	7:45.385
5	1:44.318	31.005	41.710	31.603	160.7	9:26.141	5	1:44.805	31.059	42.022	31.724	160.0	9:30.190
6	1:52.915 B	31.342	42.030	39.543	148.5	11:19.056	6	1:44.601	31.099	41.778	31.724	160.3	11:14.791
7	4:25.996	3:12.073	42.101	31.822	63.0	15:45.052	7	1:57.524 B	31.264	42.211	44.049	142.7	13:12.315
8	1:45.129	31.288	42.090	31.751	159.5	17:30.181	8	6:35.808	5:21.209	42.587	32.012	42.4	19:48.123
9	1:53.648 B	31.145	42.108	40.395	147.5	19:23.829	9	1:45.453	31.158	42.506	31.789	159.0	21:33.576
10	5:39.180	4:24.629	42.405	32.146	49.4	25:03.009	10	1:45.390	31.386	42.278	31.726	159.1	23:18.966
11	1:44.880	31.031	42.081	31.768	159.9	26:47.889	11	1:45.932	31.188	42.563	32.181	158.3	25:04.898
12	1:44.985	31.068	42.059	31.751	159.7	28:32.874	12	1:46.089	31.395	42.566	32.128	158.0	26:50.987
13	1:57.216 B	31.289	45.659	40.268	143.0	30:30.090	13	1:55.421 B	31.407	42.736	41.278	145.3	28:46.408
14	5:46.373	4:30.403	44.027	31.943	48.4	36:16.463	14	5:48.188	4:25.319	47.019	35.850	48.1	34:34.596
15	1:46.919	32.336	42.619	31.964	156.8	38:03.382	15	1:45.344	31.497	42.287	31.560	159.1	36:19.940
16	1:55.177 B	31.444	42.346	41.387	145.6	39:58.559	16	1:46.476	30.936	42.615	32.925	157.5	38:06.416
4 Florian LATORRE FRA 2B Autosport Porsche 911 GT3 Cup							8 Charles ROUSSANNE FRA GP Racing Team Porsche 911 GT3 Cup						
1	2:10.766	51.075	46.582	33.109	124.4	2:10.766	1	2:23.781	1:00.192	49.659	33.930	113.1	2:23.781
2	1:46.370	31.826	42.684	31.860	157.6	3:57.136	2	1:55.442	37.435	44.628	33.379	145.2	4:19.223
3	1:45.272	31.176	42.425	31.671	159.3	5:42.408	3	1:44.616	31.295	41.977	31.344	160.3	6:03.839
4	1:45.550	31.276	42.466	31.808	158.8	7:27.958	4	1:44.090	30.978	41.713	31.399	161.1	7:47.929
5	1:55.194 B	31.413	43.598	40.183	145.5	9:23.152	5	1:43.820	30.843	41.648	31.329	161.5	9:31.749
6	5:29.640	4:14.588	42.970	32.082	50.9	14:52.792	6	1:52.842 B	31.125	42.231	39.486	148.6	11:24.591
7	1:45.255	31.291	42.223	31.741	159.3	16:38.047	7	5:41.628	4:27.228	42.634	31.766	49.1	17:06.219
8	1:54.770 B	32.095	43.183	39.492	146.1	18:32.817	8	1:44.861	31.216	42.081	31.564	159.9	18:51.080
9	4:06.725	2:51.931	42.812	31.982	68.0	22:39.542	9	1:44.394	31.049	41.882	31.463	160.6	20:35.474
10	1:45.853	31.333	42.646	31.874	158.4	24:25.395	10	1:44.658	31.072	42.021	31.565	160.2	22:20.132
11	1:53.858 B	31.469	42.755	39.634	147.2	26:19.253	11	1:45.070	31.328	41.977	31.765	159.6	24:05.202
12	5:52.893	4:36.685	43.963	32.245	47.5	32:12.146	12	1:45.028	31.132	42.297	31.599	159.6	25:50.230
13	1:46.063	31.554	42.697	31.812	158.1	33:58.209	13	1:45.387	31.328	42.156	31.903	159.1	27:35.617
14	1:55.581 B	32.443	43.059	40.079	145.1	35:53.790	14	1:45.838	31.254	42.460	32.124	158.4	29:21.455
5 Frédéric LACORE FRA Racing Technology Porsche 911 GT3 Cup							10 Karl VANDEWOESTYNE FRA 2B Autosport Porsche 911 GT3 Cup						
1	2:22.455	54.934	50.655	36.866	114.2	2:22.455	1	2:26.703	1:01.273	49.932	35.498	110.9	2:26.703
2	1:59.491	37.593	46.367	35.531	140.3	4:21.946	2	1:56.744	36.544	46.248	33.952	143.6	4:23.447
3	1:50.211	32.818	44.451	32.942	152.1	6:12.157	3	1:46.818	31.646	43.306	31.866	157.0	6:10.265
4	1:46.602	31.512	42.864	32.226	157.3	7:58.759	4	1:44.986	31.116	42.188	31.682	159.7	7:55.251
5	1:47.248	31.747	42.763	32.738	156.3	9:46.007	5	1:45.498	31.144	42.656	31.698	158.9	9:40.749
6	1:47.785	31.566	43.387	32.832	155.5	11:33.792	6	1:46.072	31.186	43.052	31.834	158.1	11:26.821
7	1:48.581	31.762	43.961	32.858	154.4	13:22.373	7	1:58.378 B	31.366	43.384	43.628	141.6	13:25.199
8	1:57.692 B	31.711	43.117	42.864	142.4	15:20.065	8	4:32.315	3:16.879	43.118	32.318	61.6	17:57.514
9	5:29.175	4:10.173	46.046	32.956	50.9	20:49.240	9	1:45.799	31.496	42.272	32.031	158.5	19:43.313
10	1:47.749	31.922	43.125	32.702	155.6	22:36.989	10	1:46.488	31.193	43.219	32.076	157.4	21:29.801
11	1:47.456	31.712	43.067	32.677	156.0	24:24.445							
12	1:46.528	31.578	42.594	32.356	157.4	26:10.973							
13	1:47.006	31.733	43.047	32.226	156.7	27:57.979							
14	1:47.153	31.501	43.182	32.470	156.5	29:45.132							
15	1:47.926	31.813	43.266	32.847	155.3	31:33.058							
16	1:58.227 B	31.613	43.244	43.370	141.8	33:31.285							

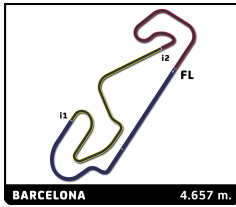


Porsche Carrera Cup France 4 Hours of Barcelona Free Practice 1

Sector Analysis

— Invalidated Lap ■ Personal Best ■ Session Best B Crossing the pit lane

Lap	Time	Sector 1	Sector 2	Sector 3	Kph	Elapsed	Lap	Time	Sector 1	Sector 2	Sector 3	Kph	Elapsed
11	1:51.483	31.396	47.344	32.743	150.4	23:21.284	9	1:50.420	30.942	42.302	37.176	151.8	33:51.339
12	1:46.570	31.420	42.976	32.174	157.3	25:07.854	10	1:43.483	30.921	41.486	31.076	162.0	35:34.822
13	1:57.243B	31.591	43.388	42.264	143.0	27:05.097	11	<u>1:43.738</u>	30.824	41.615	<u>31.299</u>	161.6	37:18.560
14	6:25.249	5:09.628	43.220	32.401	43.5	33:30.346	12	<u>2:01.284B</u>	<u>32.720</u>	46.003	42.561	138.2	39:19.844
15	1:46.793	31.766	42.844	32.183	157.0	35:17.139	17 Enzo JOULIE AND						
16	1:47.263	31.598	43.280	32.385	156.3	37:04.402	Martinet by Alméras Porsche 911 GT3 Cup						
17	1:46.939	31.637	42.998	32.304	156.8	38:51.341	1	<u>10:39.887</u>	9:17.120	48.447	<u>34.320</u>	25.4	10:39.887
18	1:59.314B	31.474	43.866	43.974	140.5	40:50.655	2	1:50.500	33.783	43.788	32.929	151.7	12:30.387
11 Malo BOLLLET FRA							3	<u>1:44.545</u>	31.210	42.219	<u>31.116</u>	160.4	14:14.932
Racing Technology Porsche 911 GT3 Cup							4	<u>1:43.761</u>	<u>30.911</u>	41.761	31.089	161.6	15:58.693
1	2:27.169	1:04.747	48.253	34.169	110.5	2:27.169	5	1:43.668	30.839	41.690	31.139	161.7	17:42.361
2	1:54.801	35.228	45.532	34.041	146.0	4:21.970	6	1:52.748B	31.157	42.298	39.293	148.7	19:35.109
3	1:45.195	31.432	42.364	31.399	159.4	6:07.165	7	10:51.327	9:26.925	50.326	34.076	25.7	30:26.436
4	1:44.556	31.061	42.124	31.371	160.3	7:51.721	8	1:53.767	33.853	45.803	34.111	147.4	32:20.203
5	1:44.386	31.068	41.861	31.457	160.6	9:36.107	9	1:44.012	31.033	42.032	30.947	161.2	34:04.215
6	1:44.092	30.861	41.918	31.313	161.1	11:20.199	10	1:43.630	30.804	41.695	31.131	161.8	35:47.845
7	1:57.494B	30.988	42.154	44.352	142.7	13:17.693	11	1:58.115B	32.965	44.467	40.683	141.9	37:45.960
8	6:28.189	5:13.164	43.106	31.919	43.2	19:45.882	21 Marc GUILLOT FRA						
9	1:45.191	31.170	42.210	31.811	159.4	21:31.073	ABM Porsche 911 GT3 Cup						
10	1:44.912	31.147	42.138	31.627	159.8	23:15.985	1	2:32.797	1:05.992	49.993	36.812	106.5	2:32.797
11	1:56.531B	31.066	42.106	43.359	143.9	25:12.516	2	1:57.645	35.505	44.688	37.452	142.5	4:30.442
12	5:29.105	4:05.919	47.808	35.378	50.9	30:41.621	3	1:52.530	32.421	44.257	35.852	149.0	6:22.972
13	1:52.021	35.338	44.222	32.461	149.7	32:33.642	4	1:44.814	31.240	42.060	31.514	160.0	8:07.786
14	1:47.093	32.158	43.173	31.762	156.5	34:20.735	5	1:44.745	31.098	42.067	31.580	160.1	9:52.531
15	1:43.826	30.881	41.652	31.293	161.5	36:04.561	6	1:45.013	31.105	42.085	31.823	159.6	11:37.544
16	1:45.168	30.869	42.672	31.627	159.4	37:49.729	7	1:45.217	31.183	42.077	31.957	159.3	13:22.761
17	<u>1:44.681</u>	30.931	42.146	<u>31.604</u>	160.2	39:34.410	8	1:54.613B	31.692	43.009	39.912	146.3	15:17.374
18	1:58.120B	31.065	42.141	44.914	141.9	41:32.530	9	6:37.198	5:12.069	49.243	35.886	42.2	21:54.572
15 Macéo CAPIETTO FRA							10	1:48.319	32.532	43.513	32.274	154.8	23:42.891
Pierre Martinet by Alméras Porsche 911 GT3 Cup							11	1:44.625	31.241	41.926	31.458	160.2	25:27.516
1	3:43.821	2:21.455	49.344	33.022	72.7	3:43.821	12	<u>1:47.893</u>	30.976	41.899	<u>35.018</u>	155.4	27:15.409
2	1:49.815	35.375	42.316	32.124	152.7	5:33.636	13	1:52.785	33.005	46.595	33.185	148.6	29:08.194
3	1:43.525	30.755	41.746	31.024	161.9	7:17.161	14	1:44.947	31.110	42.138	31.699	159.7	30:53.141
4	<u>1:55.797</u>	34.277	49.890	<u>31.630</u>	144.8	9:12.958	15	1:55.699B	31.420	44.111	40.168	144.9	32:48.840
5	<u>1:43.664</u>	<u>30.823</u>	41.647	31.194	161.7	10:56.622	16	3:46.766	2:32.426	42.598	31.742	73.9	36:35.606
6	1:53.981B	31.030	41.884	41.067	147.1	12:50.603	17	<u>1:45.098</u>	31.129	42.145	<u>31.824</u>	159.5	38:20.704
7	<u>6:48.524</u>	5:34.435	42.664	<u>31.425</u>	41.0	19:39.127	18	1:45.248	31.185	42.265	31.798	159.3	40:05.952
8	<u>1:44.490</u>	<u>30.936</u>	41.884	31.670	160.4	21:23.617	23 Dylan ESTRE FRA						
9	1:44.444	30.920	41.907	31.617	160.5	23:08.061	GP Racing Team Porsche 911 GT3 Cup						
10	<u>2:00.926B</u>	31.028	46.844	<u>43.054</u>	138.6	25:08.987	1	2:38.581B	1:07.378	48.443	42.760	102.6	2:38.581
11	7:21.700	6:05.306	44.299	32.095	38.0	32:30.687	2	2:27.241	1:09.285	44.756	33.200	113.9	5:05.822
12	1:56.328	36.786	43.880	35.662	144.1	34:27.015	3	1:47.623	32.195	43.261	32.167	155.8	6:53.445
13	<u>1:44.718</u>	30.909	41.592	<u>32.217</u>	160.1	36:11.733	4	1:46.333	31.625	42.491	32.217	157.7	8:39.778
14	<u>2:16.665B</u>	<u>44.578</u>	49.568	42.519	122.7	38:28.398	5	<u>1:45.873</u>	31.494	42.358	<u>32.021</u>	158.4	10:25.651
16 Paul CAUHAUPE FRA							6	1:46.403	31.524	42.862	32.017	157.6	12:12.054
Martinet by Alméras Porsche 911 GT3 Cup							7	1:46.546	31.802	42.508	32.236	157.4	13:58.600
1	10:32.281	9:09.380	49.873	33.028	25.7	10:32.281	8	1:56.278B	31.434	42.562	42.282	144.2	15:54.878
2	1:48.355	31.895	42.641	33.819	154.7	12:20.636	9	6:03.115	4:47.035	43.402	32.678	46.2	21:57.993
3	1:43.658	30.966	41.568	31.124	161.7	14:04.294	10	1:46.476	31.469	42.715	32.292	157.5	23:44.469
4	1:43.427	30.823	41.484	31.120	162.1	15:47.721	11	1:46.518	31.522	42.793	32.203	157.4	25:30.987
5	<u>1:43.363</u>	30.771	41.507	<u>31.085</u>	162.2	17:31.084	12	1:46.907	31.622	42.713	32.572	156.8	27:17.894
6	<u>1:54.709B</u>	<u>31.335</u>	42.850	40.524	146.2	19:25.793	13	1:46.597	31.617	42.639	32.341	157.3	29:04.491
7	10:48.317	9:25.685	46.411	36.221	25.9	30:14.110	14	1:54.569B	31.532	43.058	39.979	146.3	30:59.060
8	1:46.809	32.033	42.892	31.884	157.0	32:00.919	15	5:50.521	4:34.545	43.460	32.516	47.8	36:49.581

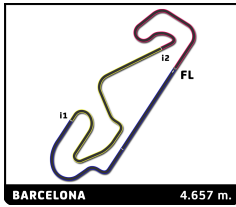


Porsche Carrera Cup France 4 Hours of Barcelona Free Practice 1

Sector Analysis

— Invalidated Lap ■ Personal Best ■ Session Best B Crossing the pit lane

Lap	Time	Sector 1	Sector 2	Sector 3	Kph	Elapsed	Lap	Time	Sector 1	Sector 2	Sector 3	Kph	Elapsed		
16	1:47.253	31.710	42.768	32.775	156.3	38:36.834	14	<u>1:44.434</u>	30.799	41.796	<u>31.839</u>	160.5	37:59.409		
17	1:47.285	31.648	43.093	32.544	156.3	40:24.119	15	1:52.280 B	30.983	42.058	39.239	149.3	39:51.689		
26	Cyril SALEILLES						FRA	31	Louis MERIC						FRA
GP Racing Team						Porsche 911 GT3 Cup	Debard Automobiles by Racetivity						Porsche 911 GT3 Cup		
1	2:49.734 B	1:11.238	52.154	46.342	95.8	2:49.734	1	2:42.622	1:17.979	49.344	35.299	100.0	2:42.622		
2	2:29.107	1:09.745	44.074	35.288	112.4	5:18.841	2	2:06.056	39.663	53.219	33.174	133.0	4:48.678		
3	1:50.320	32.288	43.962	34.070	152.0	7:09.161	3	1:50.887	32.217	45.217	33.453	151.2	6:39.565		
4	<u>1:48.578</u>	32.472	43.311	<u>32.795</u>	154.4	8:57.739	4	1:51.402	33.720	45.037	32.645	150.5	8:30.967		
5	<u>1:47.949</u>	<u>31.955</u>	43.083	<u>32.911</u>	155.3	10:45.688	5	1:45.605	31.570	42.153	31.882	158.8	10:16.572		
6	<u>1:48.912</u>	<u>32.221</u>	43.689	<u>33.002</u>	153.9	12:34.600	6	1:49.670	31.431	44.972	33.267	152.9	12:06.242		
7	<u>1:59.626</u> B	<u>31.835</u>	43.400	44.391	140.1	14:34.226	7	1:48.319	31.785	42.601	33.933	154.8	13:54.561		
8	<u>4:55.318</u>	3:34.618	47.037	<u>33.663</u>	56.8	19:29.544	8	1:58.424 B	31.775	42.565	44.084	141.6	15:52.985		
9	<u>1:49.203</u>	<u>31.974</u>	43.260	33.969	153.5	21:18.747	9	<u>9:43.473</u>	8:15.122	53.845	<u>34.506</u>	28.7	25:36.458		
10	1:47.794	32.237	42.817	32.740	155.5	23:06.541	10	<u>1:47.029</u>	<u>31.508</u>	42.913	<u>32.608</u>	156.6	27:23.487		
11	1:56.361	31.884	48.563	35.914	144.1	25:02.902	11	1:58.739 B	31.653	42.926	44.160	141.2	29:22.226		
12	1:54.292	32.484	47.033	34.775	146.7	26:57.194	12	4:10.418	2:46.552	48.982	34.884	66.9	33:32.644		
13	1:48.248	31.973	43.300	32.975	154.9	28:45.442	13	1:58.766	37.126	49.508	32.132	141.2	35:31.410		
14	<u>2:00.047</u> B	32.212	43.300	<u>44.535</u>	139.7	30:45.489	14	<u>1:44.898</u>	31.116	42.337	<u>31.445</u>	159.8	37:16.308		
15	4:10.057	2:48.389	46.117	35.551	67.0	34:55.546	15	<u>1:51.701</u>	<u>33.265</u>	44.769	<u>33.667</u>	150.1	39:08.009		
16	1:49.709	32.140	43.982	33.587	152.8	36:45.255	16	1:45.379	31.345	42.365	31.669	159.1	40:53.388		
17	1:48.003	31.986	43.274	32.743	155.2	38:33.258									
18	2:10.492 B	34.249	46.128	50.115	128.5	40:43.750									
27	Tio ELLINAS						CYP	66	Gilles COLOMBANI						FRA
Quanloop EST1 Racing						Porsche 911 GT3 Cup	ABM						Porsche 911 GT3 Cup		
1	4:24.921	3:00.649	50.205	34.067	61.4	4:24.921	1	2:43.434	1:18.791	49.269	35.374	99.5	2:43.434		
2	1:48.023	32.683	43.176	32.164	155.2	6:12.944	2	2:00.349	36.395	48.196	35.758	139.3	4:43.783		
3	1:48.012	32.198	42.715	33.099	155.2	8:00.956	3	1:50.996	32.618	45.153	33.225	151.0	6:34.779		
4	1:44.110	30.790	41.619	31.701	161.0	9:45.066	4	1:48.831	32.053	43.780	32.998	154.0	8:23.610		
5	1:44.302	30.940	41.811	31.551	160.7	11:29.368	5	1:47.530	31.746	43.059	32.725	155.9	10:11.140		
6	2:01.593 B	34.939	44.719	41.935	137.9	13:30.961	6	1:47.162	31.790	42.837	32.535	156.4	11:58.302		
7	6:10.923	4:55.771	42.817	32.335	45.2	19:41.884	7	1:47.765	31.765	43.106	32.894	155.6	13:46.067		
8	1:44.765	31.097	41.899	31.769	160.0	21:26.649	8	1:58.276 B	31.978	42.909	43.389	141.7	15:44.343		
9	<u>1:44.562</u>	31.154	41.785	<u>31.623</u>	160.3	23:11.211	9	4:18.049	3:02.330	43.021	32.698	65.0	20:02.392		
10	<u>1:53.404</u> B	<u>31.150</u>	42.753	39.501	147.8	25:04.615	10	1:47.136	31.591	42.973	32.572	156.5	21:49.528		
11	7:36.693	6:17.672	45.444	33.577	36.7	32:41.308	11	1:47.535	31.711	42.990	32.834	155.9	23:37.063		
12	1:52.628	32.450	43.959	36.219	148.9	34:33.936	12	1:47.652	31.944	42.973	32.735	155.7	25:24.715		
13	1:43.784	30.947	41.509	31.328	161.5	36:17.720	13	1:59.831 B	31.756	42.943	45.132	139.9	27:24.546		
14	<u>1:43.694</u>	30.791	41.490	<u>31.413</u>	161.7	38:01.414	14	4:50.389	3:28.149	47.855	34.385	57.7	32:14.935		
15	1:51.790 B	30.901	41.865	39.024	150.0	39:53.204	15	1:52.053	33.913	44.845	33.295	149.6	34:06.988		
							16	1:47.583	32.025	43.048	32.510	155.8	35:54.571		
							17	1:46.742	31.471	42.693	32.578	157.1	37:41.313		
							18	1:46.650	31.478	42.715	32.457	157.2	39:27.963		
							19	1:46.271	31.562	42.555	32.154	157.8	41:14.234		
28	Alexander REIMANN						EST	67	Henry HASSID						FRA
Quanloop EST1 Racing						Porsche 911 GT3 Cup	Pierre Martinet by Alméras						Porsche 911 GT3 Cup		
1	4:25.344	3:01.080	50.521	33.743	61.3	4:25.344	1	4:33.839	3:07.893	50.856	35.090	59.4	4:33.839		
2	1:53.312	33.183	46.143	33.986	148.0	6:18.656	2	1:51.005	32.474	45.499	33.032	151.0	6:24.844		
3	1:43.632	30.888	41.569	31.175	161.8	8:02.288	3	1:46.317	31.376	42.901	32.040	157.7	8:11.161		
4	1:44.115	30.890	41.781	<u>31.444</u>	161.0	9:46.403	4	<u>1:45.187</u>	31.071	42.279	<u>31.837</u>	159.4	9:56.348		
5	<u>1:46.521</u>	<u>31.469</u>	43.186	31.866	157.4	11:32.924	5	<u>1:46.259</u>	<u>31.669</u>	42.642	<u>31.948</u>	157.8	11:42.607		
6	1:53.705 B	31.088	41.913	40.704	147.4	13:26.629	6	<u>2:18.121</u> B	<u>36.060</u>	48.385	53.676	121.4	14:00.728		
7	5:22.254	4:07.951	42.367	31.936	52.0	18:48.883	7	6:54.908	5:26.883	49.206	38.819	40.4	20:55.636		
8	1:44.853	31.268	41.934	31.651	159.9	20:33.736	8	<u>1:48.824</u>	32.236	44.694	<u>31.894</u>	154.1	22:44.460		
9	<u>1:44.902</u>	31.196	42.116	<u>31.590</u>	159.8	22:18.638	9	1:45.548	31.345	42.426	31.777	158.8	24:30.008		
10	<u>1:52.517</u> B	<u>31.293</u>	42.289	38.935	149.0	24:11.155	10	1:49.405	31.199	45.583	32.623	153.2	26:19.413		
11	8:29.403	7:10.175	45.424	33.804	32.9	32:40.558	11	1:45.757	31.209	42.605	31.943	158.5	28:05.170		
12	1:50.823	32.369	43.185	35.269	151.3	34:31.381									
13	1:43.594	30.931	41.486	31.177	161.8	36:14.975									



Porsche Carrera Cup France 4 Hours of Barcelona Free Practice 1

Sector Analysis

— Invalidated Lap ■ Personal Best ■ Session Best B Crossing the pit lane

Lap	Time	Sector 1	Sector 2	Sector 3	Kph	Elapsed	Lap	Time	Sector 1	Sector 2	Sector 3	Kph	Elapsed
12	1:45.824	31.302	42.371	32.151	158.4	29:50.994	1	2:56.727	1:28.399	50.944	37.384	92.0	2:56.727
13	2:15.603B	34.606	48.404	52.593	123.6	32:06.597	2	1:56.076	34.319	48.216	33.541	144.4	4:52.803
68	Manuel ALVES	POR					3	1:47.882	32.101	43.301	32.480	155.4	6:40.685
	LOB Motorsport	Porsche 911 GT3 Cup					4	1:46.851	31.727	42.875	32.249	156.9	8:27.536
1	2:54.507	1:22.786	52.672	39.049	93.2	2:54.507	5	1:46.486	31.400	42.765	32.321	157.4	10:14.022
2	2:34.430B	35.668	1:00.769	57.993	108.6	5:28.937	6	1:56.956B	31.406	42.943	42.607	143.3	12:10.978
3	22:39.040	...	49.328	38.285	12.3	28:07.977	7	5:57.633	4:41.917	43.390	32.326	46.9	18:08.611
4	1:54.725	34.528	46.721	33.476	146.1	30:02.702	8	1:46.373	31.412	42.622	32.339	157.6	19:54.984
5	1:48.056	31.974	43.666	32.416	155.2	31:50.758	9	1:47.595	31.662	43.439	32.494	155.8	21:42.579
6	1:45.480	31.371	42.495	31.614	158.9	33:36.238	10	1:47.490	31.676	43.175	32.639	156.0	23:30.069
7	1:44.278	31.034	41.784	31.460	160.8	35:20.516	11	1:46.616	31.517	42.633	32.466	157.2	25:16.685
8	1:44.959	31.090	42.133	31.736	159.7	37:05.475	12	1:47.172	31.761	42.967	32.444	156.4	27:03.857
9	1:57.104	34.083	49.552	33.469	143.2	39:02.579	13	1:57.199B	31.758	43.806	41.635	143.0	29:01.056
10	1:45.740	31.241	42.160	32.339	158.6	40:48.319	14	6:21.313	5:04.056	44.088	33.169	44.0	35:22.369
74	Marvin KLEIN	FRA					15	1:48.272	31.889	43.487	32.896	154.8	37:10.641
	ABM	Porsche 911 GT3 Cup					16	1:48.680	31.806	43.392	33.482	154.3	38:59.321
1	2:44.865	1:22.633	46.919	35.313	98.7	2:44.865	17	1:48.855	31.910	43.933	33.012	154.0	40:48.176
2	1:57.099	33.767	48.217	35.115	143.2	4:41.964	95	Gonçalo FERNANDES	POR				
3	1:43.728	30.915	41.700	31.113	161.6	6:25.692		LOB Motorsport	Porsche 911 GT3 Cup				
4	1:44.875	30.819	42.038	32.018	159.9	8:10.567	1	2:58.431	1:30.923	52.102	35.406	91.2	2:58.431
5	<u>1:43.480</u>	30.746	41.584	<u>31.150</u>	162.0	9:54.047	2	1:57.675	34.381	50.097	33.197	142.5	4:56.106
6	<u>1:53.391</u> B	<u>31.109</u>	41.697	40.585	147.9	11:47.438	3	<u>1:52.096</u>	32.118	46.109	33.869	149.6	6:48.202
7	<u>5:29.172</u>	4:15.940	41.930	<u>31.302</u>	50.9	17:16.610	4	<u>1:44.696</u>	<u>31.214</u>	41.976	<u>31.506</u>	160.1	8:32.898
8	<u>1:44.091</u>	<u>31.008</u>	41.685	31.398	161.1	19:00.701	5	<u>1:44.516</u>	30.903	41.974	31.639	160.4	10:17.414
9	1:53.826B	31.077	43.398	39.351	147.3	20:54.527	6	<u>1:44.993</u>	<u>31.141</u>	42.187	31.665	159.7	12:02.407
10	4:40.277	3:26.297	42.397	31.583	59.8	25:34.804	7	1:54.639	32.476	48.266	33.897	146.2	13:57.046
11	1:52.357B	31.074	41.914	39.369	149.2	27:27.161	8	1:45.402	31.328	42.172	31.902	159.1	15:42.448
12	6:13.192	4:57.128	43.516	32.548	44.9	33:40.353	9	2:02.924B	32.191	49.869	40.864	136.4	17:45.372
13	1:49.173	31.867	44.455	32.851	153.6	35:29.526	10	7:34.373	6:19.242	43.024	32.107	36.9	25:19.745
14	<u>1:43.388</u>	30.814	41.496	<u>31.078</u>	162.2	37:12.914	11	1:45.836	31.597	42.241	31.998	158.4	27:05.581
15	1:45.223	30.844	42.209	32.170	159.3	38:58.137	12	1:46.110	31.289	42.723	32.098	158.0	28:51.691
16	1:43.442	30.796	41.514	31.132	162.1	40:41.579	13	1:45.946	31.326	42.526	32.094	158.2	30:37.637
81	Eric DEBARD	FRA					14	1:53.340B	31.377	42.502	39.461	147.9	32:30.977
	Debard Automobiles by Racetivity	Porsche 911 GT3 Cup					15	5:23.973	4:07.520	42.993	33.460	51.7	37:54.950
1	2:50.578	1:23.937	51.363	35.278	95.4	2:50.578	16	1:46.662	31.553	42.863	32.246	157.2	39:41.612
2	1:53.472	33.254	45.633	34.585	147.7	4:44.050	17	1:46.159	31.433	42.680	32.046	157.9	41:27.771
3	1:49.910	32.641	44.557	32.712	152.5	6:33.960							
4	1:47.305	31.841	43.213	32.251	156.2	8:21.265							
5	1:46.596	31.796	42.525	32.275	157.3	10:07.861							
6	1:46.285	31.583	42.516	32.186	157.7	11:54.146							
7	2:08.400B	34.882	47.667	45.851	130.6	14:02.546							
8	4:25.360	3:08.999	43.732	32.629	63.2	18:27.906							
9	1:46.889	31.748	42.624	32.517	156.8	20:14.795							
10	1:47.676	31.729	43.147	32.800	155.7	22:02.471							
11	1:49.883	31.926	44.780	33.177	152.6	23:52.354							
12	1:48.863	31.970	43.541	33.352	154.0	25:41.217							
13	1:57.716B	31.766	43.053	42.897	142.4	27:38.933							
14	6:36.634	5:19.743	44.076	32.815	42.3	34:15.567							
15	<u>1:47.522</u>	31.985	43.094	<u>32.443</u>	155.9	36:03.089							
16	<u>2:10.278</u>	<u>31.757</u>	43.806	54.715	128.7	38:13.367							
17	1:50.520	33.794	43.728	32.998	151.7	40:03.887							
88	Loic TEIRE	FRA											
	GP Racing Team	Porsche 911 GT3 Cup											