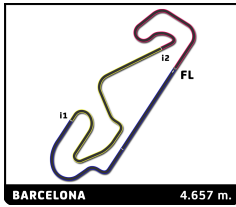


Porsche Carrera Cup France 4 Hours of Barcelona Free Practice 2

Sector Analysis

— Invalidated Lap ■ Personal Best ■ Session Best B Crossing the pit lane

Lap	Time	Sector 1	Sector 2	Sector 3	Kph	Elapsed	Lap	Time	Sector 1	Sector 2	Sector 3	Kph	Elapsed
2 Hugo CHEVALIER FRA							12 4:45.409 3:14.627 52.899 37.883 58.7 28:48.162						
Debard Automobiles by Racetivity Porsche 911 GT3 Cup							13 1:53.710 34.660 45.442 33.608 147.4 30:41.872						
1	2:24.837	1:00.555	49.052	35.230	112.3	2:24.837	14	1:47.071	31.918	42.937	32.216	156.6	32:28.943
2	1:54.115	36.339	45.246	32.530	146.9	4:18.952	15	1:46.315	31.410	42.944	31.961	157.7	34:15.258
3	<u>1:46.974</u>	31.887	42.735	<u>32.352</u>	156.7	6:05.926	16	1:46.382	31.581	42.578	32.223	157.6	36:01.640
4	<u>1:46.329</u>	31.467	42.582	<u>32.280</u>	157.7	7:52.255	17	1:46.407	31.434	42.872	32.101	157.6	37:48.047
5	1:46.725	31.531	42.675	32.519	157.1	9:38.980	18	2:15.567B	47.161	44.222	44.184	123.7	40:03.614
6	1:46.476	31.587	42.602	32.287	157.5	11:25.456	7 Jérôme BOULLERY FRA						
7	<u>1:46.707</u>	31.636	42.834	<u>32.237</u>	157.1	13:12.163	Racing Technology Porsche 911 GT3 Cup						
8	<u>1:46.567</u>	<u>31.680</u>	42.548	32.339	157.3	14:58.730	1	2:27.286	1:06.552	47.145	33.589	110.4	2:27.286
9	<u>1:46.529</u>	31.521	42.603	<u>32.405</u>	157.4	16:45.259	2	1:53.763	34.910	45.762	33.091	147.4	4:21.049
10	1:48.453	31.664	44.104	32.685	154.6	18:33.712	3	1:47.226	31.776	43.017	32.433	156.4	6:08.275
11	1:54.357B	31.730	42.657	39.970	146.6	20:28.069	4	1:46.874	31.625	42.803	32.446	156.9	7:55.149
12	4:32.313	3:11.173	47.375	33.765	61.6	25:00.382	5	1:46.618	31.510	42.773	32.335	157.2	9:41.767
13	1:52.325	32.458	48.003	31.864	149.3	26:52.707	6	1:47.044	31.557	43.145	32.342	156.6	11:28.811
14	1:44.167	30.993	41.776	31.398	160.9	28:36.874	7	1:49.097	31.573	44.769	32.755	153.7	13:17.908
15	1:44.209	30.917	41.765	31.527	160.9	30:21.083	8	1:47.075	31.873	42.808	32.394	156.6	15:04.983
16	2:09.672B	33.857	52.668	43.147	129.3	32:30.755	9	1:46.662	31.585	42.827	32.250	157.2	16:51.645
17	3:06.749	1:52.875	42.161	31.713	89.8	35:37.504	10	1:47.044	31.417	43.158	32.469	156.6	18:38.689
18	<u>1:45.047</u>	31.343	42.077	<u>31.627</u>	159.6	37:22.551	11	1:49.336	31.679	45.365	32.292	153.3	20:28.025
19	1:52.853B	31.203	42.111	39.539	148.6	39:15.404	12	1:56.254B	31.467	43.232	41.555	144.2	22:24.279
4 Florian LATORRE FRA							13	6:09.837	4:52.890	44.350	32.597	45.3	28:34.116
2B Autosport Porsche 911 GT3 Cup							14	1:48.963	32.021	44.863	32.079	153.9	30:23.079
1	2:46.754B	1:11.412	48.444	46.898	97.6	2:46.754	15	1:45.474	31.334	42.373	31.767	159.0	32:08.553
2	4:17.939	3:02.262	43.264	32.413	65.0	7:04.693	16	1:45.941	31.268	42.928	31.745	158.3	33:54.494
3	1:46.685	31.675	42.795	32.215	157.1	8:51.378	17	1:45.247	31.241	42.178	31.828	159.3	35:39.741
4	1:46.124	31.554	42.623	31.947	158.0	10:37.502	18	1:45.496	31.249	42.413	31.834	158.9	37:25.237
5	1:46.710	31.560	42.747	32.403	157.1	12:24.212	19	1:45.544	31.342	42.300	31.902	158.8	39:10.781
6	<u>1:46.512</u>	31.551	42.664	<u>32.297</u>	157.4	14:10.724	20	2:02.306B	31.434	45.007	45.865	137.1	41:13.087
7	1:46.123	31.540	42.519	32.064	158.0	15:56.847	8 Charles ROUSSANNE FRA						
8	1:46.140	31.441	42.608	32.091	158.0	17:42.987	GP Racing Team Porsche 911 GT3 Cup						
9	<u>1:46.586</u>	31.542	42.796	<u>32.248</u>	157.3	19:29.573	1	2:32.248B	58.678	50.267	43.303	106.8	2:32.248
10	1:46.823	31.820	42.931	32.072	156.9	21:16.396	2	2:24.157	1:07.125	44.041	32.991	116.3	4:56.405
11	<u>1:46.449</u>	31.608	42.706	<u>32.135</u>	157.5	23:02.845	3	1:47.765	32.030	43.055	32.680	155.6	6:44.170
12	1:55.516B	31.735	42.994	40.787	145.1	24:58.361	4	1:53.573B	31.619	42.836	39.118	147.6	8:37.743
13	5:27.634	4:09.508	45.413	32.713	51.2	30:25.995	5	3:44.881	2:15.319	52.175	37.387	74.6	12:22.624
14	1:46.561	32.065	42.422	32.074	157.3	32:12.556	6	1:59.864	36.601	48.145	35.118	139.9	14:22.488
15	1:43.952	30.845	41.896	31.211	161.3	33:56.508	7	1:43.684	30.978	41.676	31.030	161.7	16:06.172
16	2:12.688	35.817	1:03.258	33.613	126.4	36:09.196	8	1:43.566	30.767	41.541	31.258	161.9	17:49.738
17	1:44.440	30.949	42.019	31.472	160.5	37:53.636	9	1:43.670	30.896	41.484	31.290	161.7	19:33.408
18	1:51.771B	31.108	41.937	38.726	150.0	39:45.407	10	1:52.152B	31.199	42.416	38.537	149.5	21:25.560
5 Frédéric LACORE FRA							11	5:14.718	3:59.385	43.089	32.244	53.3	26:40.278
Racing Technology Porsche 911 GT3 Cup							12	1:44.867	31.079	42.018	31.770	159.9	28:25.145
1	3:01.604B	1:24.881	49.240	47.483	89.6	3:01.604	13	1:44.906	31.258	41.874	31.774	159.8	30:10.051
2	3:47.452B	2:19.568	44.878	43.006	73.7	6:49.056	14	1:47.105	31.226	41.947	33.932	156.5	31:57.156
3	<u>2:34.690</u>	1:17.636	43.896	<u>33.158</u>	108.4	9:23.746	15	1:53.307	31.549	49.464	32.294	148.0	33:50.463
4	1:48.271	32.133	43.391	32.747	154.8	11:12.017	16	1:45.343	31.233	42.266	31.844	159.1	35:35.806
5	<u>1:47.955</u>	31.786	43.002	<u>33.167</u>	155.3	12:59.972	17	1:45.622	31.186	42.237	32.199	158.7	37:21.428
6	1:49.003	32.405	43.380	33.218	153.8	14:48.975	18	1:51.812B	31.227	42.393	38.192	149.9	39:13.240
7	1:48.282	31.858	43.369	33.055	154.8	16:37.257	10 Karl VANDEWOESTYNE FRA						
8	1:49.176	32.159	44.034	32.983	153.6	18:26.433	2B Autosport Porsche 911 GT3 Cup						
9	1:48.288	31.948	43.385	32.955	154.8	20:14.721	1	2:37.072	1:13.578	48.570	34.924	103.6	2:37.072
10	1:48.445	32.071	43.362	33.012	154.6	22:03.166	2	<u>1:49.554</u>	32.765	43.666	<u>33.123</u>	153.0	4:26.626
11	1:59.587B	32.024	43.602	43.961	140.2	24:02.753	3	1:47.995	32.057	43.219	32.719	155.2	6:14.621



Porsche Carrera Cup France 4 Hours of Barcelona Free Practice 2

Sector Analysis

— Invalidated Lap ■ Personal Best ■ Session Best B Crossing the pit lane

Lap	Time	Sector 1	Sector 2	Sector 3	Kph	Elapsed	Lap	Time	Sector 1	Sector 2	Sector 3	Kph	Elapsed
4	1:48.681	32.916	43.034	32.731	154.3	8:03.302	18	1:49.816	31.158	44.456	34.202	152.7	38:58.065
5	1:47.578	32.023	42.933	32.622	155.8	9:50.880	19	1:57.745 B	31.066	41.913	44.766	142.4	40:55.810
6	<u>1:52.514</u>	31.899	42.791	<u>37.824</u>	149.0	11:43.394	16 Paul CAUHAUPE FRA						
7	<u>2:05.792 B</u>	<u>33.498</u>	44.914	47.380	133.3	13:49.186	Martinet by Alméras Porsche 911 GT3 Cup						
8	5:27.777	4:07.505	47.001	33.271	51.1	19:16.963	1	3:50.368 B	2:15.799	49.806	44.763	70.6	3:50.368
9	1:47.551	31.507	42.688	33.356	155.9	21:04.514	2	2:24.832	1:10.490	42.691	31.651	115.8	6:15.200
10	1:45.503	31.297	42.213	31.993	158.9	22:50.017	3	<u>1:44.978</u>	31.274	42.043	<u>31.661</u>	159.7	8:00.178
11	1:45.205	31.254	42.303	31.648	159.4	24:35.222	4	1:45.157	31.279	42.145	31.733	159.4	9:45.335
12	1:55.307 B	31.263	42.644	41.400	145.4	26:30.529	5	1:44.874	31.116	42.012	31.746	159.9	11:30.209
13	4:48.909	3:28.630	46.027	34.252	58.0	31:19.438	6	1:45.494	31.237	42.438	31.819	158.9	13:15.703
14	1:46.505	31.262	42.392	32.851	157.4	33:05.943	7	<u>1:45.381</u>	31.264	42.208	<u>31.909</u>	159.1	15:01.084
15	1:48.013	31.401	44.375	32.237	155.2	34:53.956	8	1:45.383	31.274	42.339	31.770	159.1	16:46.467
16	1:46.528	31.652	42.726	32.150	157.4	36:40.484	9	1:46.249	31.296	42.846	32.107	157.8	18:32.716
17	1:45.459	31.240	42.272	31.947	159.0	38:25.943	10	1:45.688	31.274	42.327	32.087	158.6	20:18.404
18	1:50.023	31.615	44.604	33.804	152.4	40:15.966	11	1:45.725	31.356	42.334	32.035	158.6	22:04.129

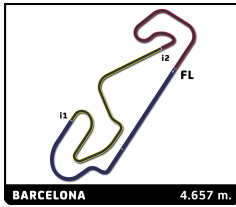
11 Malo BOLLLET FRA						
Racing Technology Porsche 911 GT3 Cup						
1	2:27.950 B	51.432	49.390	47.128	110.0	2:27.950
2	3:37.095 B	2:03.780	48.211	45.104	77.2	6:05.045
3	2:32.367	1:16.915	43.311	32.141	110.0	8:37.412
4	<u>1:46.187</u>	31.678	42.518	<u>31.991</u>	157.9	10:23.599
5	1:46.071	31.464	42.568	32.039	158.1	12:09.670
6	1:46.053	31.435	42.522	32.096	158.1	13:55.723
7	<u>1:45.870</u>	31.427	42.384	<u>32.059</u>	158.4	15:41.593
8	1:46.089	31.401	42.549	32.139	158.0	17:27.682
9	1:47.214	31.953	42.736	32.525	156.4	19:14.896
10	<u>1:46.429</u>	31.613	42.580	<u>32.236</u>	157.5	21:01.325
11	1:46.672	31.562	42.719	32.391	157.2	22:47.997
12	1:46.632	31.689	42.733	32.210	157.2	24:34.629
13	1:47.720	31.667	43.644	32.409	155.6	26:22.349
14	1:59.873 B	31.749	43.186	44.938	139.9	28:22.222
15	4:54.403	3:37.003	44.562	32.838	56.9	33:16.625
16	1:55.920	31.569	45.350	39.001	144.6	35:12.545
17	1:45.336	31.528	42.169	31.639	159.2	36:57.881
18	<u>1:45.172</u>	31.185	42.303	<u>31.684</u>	159.4	38:43.053
19	1:48.081	32.330	42.773	32.978	155.1	40:31.134

15 Macéo CAPIETTO FRA						
Pierre Martinet by Alméras Porsche 911 GT3 Cup						
1	4:03.520 B	2:18.429	50.276	54.815	66.8	4:03.520
2	2:39.022	1:23.296	43.269	32.457	105.4	6:42.542
3	<u>1:45.600</u>	31.393	42.248	<u>31.959</u>	158.8	8:28.142
4	<u>1:45.318</u>	31.184	42.381	<u>31.753</u>	159.2	10:13.460
5	<u>1:45.585</u>	31.223	42.451	<u>31.911</u>	158.8	11:59.045
6	1:45.874	31.475	42.293	32.106	158.4	13:44.919
7	1:45.197	31.241	42.139	31.817	159.4	15:30.116
8	<u>1:45.912</u>	31.216	42.572	<u>32.124</u>	158.3	17:16.028
9	1:45.445	31.279	42.311	31.855	159.0	19:01.473
10	<u>1:45.746</u>	31.314	42.484	<u>31.948</u>	158.5	20:47.219
11	1:46.262	31.532	42.579	32.151	157.8	22:33.481
12	1:46.834	32.066	42.609	32.159	156.9	24:20.315
13	<u>1:46.779</u>	31.580	42.817	<u>32.382</u>	157.0	26:07.094
14	1:53.947 B	31.491	42.662	39.794	147.1	28:01.041
15	5:11.582	3:55.201	44.119	32.262	53.8	33:12.623
16	2:06.026	37.059	50.117	38.850	133.0	35:18.649
17	1:49.600	32.924	42.840	33.836	153.0	37:08.249

16 Paul CAUHAUPE FRA						
Martinet by Alméras Porsche 911 GT3 Cup						
1	3:50.368 B	2:15.799	49.806	44.763	70.6	3:50.368
2	2:24.832	1:10.490	42.691	31.651	115.8	6:15.200
3	<u>1:44.978</u>	31.274	42.043	<u>31.661</u>	159.7	8:00.178
4	1:45.157	31.279	42.145	31.733	159.4	9:45.335
5	1:44.874	31.116	42.012	31.746	159.9	11:30.209
6	1:45.494	31.237	42.438	31.819	158.9	13:15.703
7	<u>1:45.381</u>	31.264	42.208	<u>31.909</u>	159.1	15:01.084
8	1:45.383	31.274	42.339	31.770	159.1	16:46.467
9	1:46.249	31.296	42.846	32.107	157.8	18:32.716
10	1:45.688	31.274	42.327	32.087	158.6	20:18.404
11	1:45.725	31.356	42.334	32.035	158.6	22:04.129
12	2:00.787	33.780	50.552	36.455	138.8	24:04.916
13	1:53.405	33.474	46.481	33.450	147.8	25:58.321
14	1:45.749	31.570	42.358	31.821	158.5	27:44.070
15	1:45.826	31.410	42.350	32.066	158.4	29:29.896
16	1:45.768	31.457	42.438	31.873	158.5	31:15.664
17	1:46.020	31.404	42.468	32.148	158.1	33:01.684
18	1:59.234 B	31.894	44.908	42.432	140.6	35:00.918

17 Enzo JOULIE AND						
Martinet by Alméras Porsche 911 GT3 Cup						
1	4:02.433 B	2:17.510	50.412	54.511	67.1	4:02.433
2	2:37.718	1:22.942	42.819	31.957	106.3	6:40.151
3	1:45.127	31.245	42.285	31.597	159.5	8:25.278
4	1:45.121	31.207	42.216	31.698	159.5	10:10.399
5	1:45.255	31.185	42.252	31.818	159.3	11:55.654
6	1:45.414	31.357	42.133	31.924	159.0	13:41.068
7	<u>1:45.069</u>	31.276	42.148	<u>31.645</u>	159.6	15:26.137
8	1:45.187	31.186	42.270	31.731	159.4	17:11.324
9	1:45.648	31.355	42.390	31.903	158.7	18:56.972
10	1:45.473	31.349	42.236	31.888	159.0	20:42.445
11	1:45.631	31.349	42.282	32.000	158.7	22:28.076
12	1:46.374	31.465	42.585	32.324	157.6	24:14.450
13	1:45.815	31.326	42.302	32.187	158.4	26:00.265
14	<u>1:45.871</u>	31.523	42.432	<u>31.916</u>	158.4	27:46.136
15	1:45.976	31.473	42.584	31.919	158.2	29:32.112
16	1:46.029	31.460	42.672	31.897	158.1	31:18.141
17	1:46.174	31.369	42.667	32.138	157.9	33:04.315
18	1:59.436 B	31.738	45.203	42.495	140.4	35:03.751

21 Marc GUILLOT FRA						
ABM Porsche 911 GT3 Cup						
1	2:38.274 B	1:08.064	47.999	42.211	102.8	2:38.274
2	3:38.779 B	2:11.569	47.631	39.579	76.6	6:17.053
3	2:28.678	1:12.756	43.385	32.537	112.8	8:45.731
4	1:46.163	31.574	42.512	32.077	157.9	10:31.894
5	1:47.492	32.480	42.681	32.331	156.0	12:19.386
6	<u>1:46.325</u>	31.584	42.534	<u>32.207</u>	157.7	14:05.711
7	1:46.162	31.428	42.556	32.178	157.9	15:51.873
8	1:46.078	31.482	42.540	32.056	158.0	17:37.951
9	1:46.409	31.426	42.637	32.346	157.6	19:24.360
10	1:46.311	31.507	42.531	32.273	157.7	21:10.671



Porsche Carrera Cup France 4 Hours of Barcelona Free Practice 2

Sector Analysis

— Invalidated Lap ■ Personal Best ■ Session Best B Crossing the pit lane

Lap	Time	Sector 1	Sector 2	Sector 3	Kph	Elapsed	Lap	Time	Sector 1	Sector 2	Sector 3	Kph	Elapsed
11	1:46.649	31.638	42.630	32.381	157.2	22:57.320	8	<u>4:07.905</u>	2:52.641	43.013	<u>32.251</u>	67.6	20:33.772
12	1:46.722	31.612	42.706	32.404	157.1	24:44.042	9	1:46.002	31.412	42.372	32.218	158.2	22:19.774
13	1:46.776	31.543	42.825	32.408	157.0	26:30.818	10	1:58.530B	32.325	43.034	43.171	141.4	24:18.304
14	1:53.740B	31.603	42.790	39.347	147.4	28:24.558	11	4:05.558	2:48.006	44.447	33.105	68.3	28:23.862
15	6:35.425	5:14.133	47.421	33.871	42.4	34:59.983	12	1:45.634	31.504	42.323	31.807	158.7	30:09.496
16	1:48.409	32.707	43.050	32.652	154.6	36:48.392	13	1:45.048	31.273	41.887	31.888	159.6	31:54.544
17	1:46.132	31.436	42.536	32.160	158.0	38:34.524	14	1:45.093	31.269	41.982	31.842	159.5	33:39.637
18	1:46.075	31.425	42.688	31.962	158.1	40:20.599	15	1:59.665B	31.187	46.416	42.062	140.1	35:39.302
							16	3:39.939	2:19.340	48.332	32.267	76.2	39:19.241
							17	1:45.383	31.186	42.274	31.923	159.1	41:04.624

23	Dylan ESTRE	FRA				
	GP Racing Team	Porsche 911 GT3 Cup				
1	2:52.057B	1:19.425	48.232	44.400	94.5	2:52.057
2	2:28.734	1:11.610	44.076	33.048	112.7	5:20.791
3	1:48.971	32.084	43.898	32.989	153.9	7:09.762
4	1:49.558	31.948	43.438	34.172	153.0	8:59.320
5	1:55.432B	32.275	43.392	39.765	145.2	10:54.752
6	3:39.204	2:01.800	57.550	39.854	76.5	14:33.956
7	2:21.353B	41.253	51.052	49.048	118.6	16:55.309
8	4:37.951	3:16.314	47.794	33.843	60.3	21:33.260
9	1:44.660	31.295	41.922	31.443	160.2	23:17.920
10	1:44.397	31.038	41.816	31.543	160.6	25:02.317
11	2:36.053B	34.501	1:06.481	55.071	107.4	27:38.370
12	4:40.661	3:20.384	46.422	33.855	59.7	32:19.031
13	1:45.663	31.334	42.367	31.962	158.7	34:04.694
14	1:47.156	31.541	43.227	32.388	156.5	35:51.850
15	1:46.142	31.471	42.555	32.116	158.0	37:37.992
16	2:03.606B	33.506	46.838	43.262	135.6	39:41.598

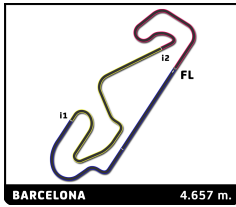
26	Cyril SALEILLES	FRA				
	GP Racing Team	Porsche 911 GT3 Cup				
1	3:08.908	1:36.664	56.225	36.019	86.1	3:08.908
2	1:51.966	32.011	44.723	35.232	149.7	5:00.874
3	1:46.968	31.955	42.845	32.168	156.7	6:47.842
4	2:05.855	31.792	49.574	44.489	133.2	8:53.697
5	1:47.581	32.016	42.979	32.586	155.8	10:41.278
6	1:48.856	32.154	43.525	33.177	154.0	12:30.134
7	2:06.534B	31.918	47.860	46.756	132.5	14:36.668
8	4:34.272	3:17.254	44.107	32.911	61.1	19:10.940
9	1:46.899	31.738	42.631	32.530	156.8	20:57.839
10	1:53.910	31.686	43.329	38.895	147.2	22:51.749
11	1:47.748	31.786	43.017	32.945	155.6	24:39.497
12	1:49.821	31.891	43.677	34.253	152.7	26:29.318
13	1:58.281B	32.104	44.440	41.737	141.7	28:27.599
14	6:35.816	5:16.216	46.371	33.229	42.4	35:03.415
15	1:48.833	32.048	43.302	33.483	154.0	36:52.248
16	1:50.493	32.261	45.234	32.998	151.7	38:42.741
17	1:50.682	32.687	43.796	34.199	151.5	40:33.423

27	Tio ELLINAS	CYP				
	Quanloop EST1 Racing	Porsche 911 GT3 Cup				
1	2:11.389B	46.129	44.863	40.397	123.8	2:11.389
2	5:15.823	3:59.757	43.590	32.476	53.1	7:27.212
3	1:46.496	31.846	42.602	32.048	157.4	9:13.708
4	1:45.534	31.399	42.104	32.031	158.9	10:59.242
5	1:45.706	31.461	42.161	32.084	158.6	12:44.948
6	1:46.244	31.479	42.156	32.609	157.8	14:31.192
7	1:54.675B	31.640	42.568	40.467	146.2	16:25.867

28	Alexander REIMANN	EST				
	Quanloop EST1 Racing	Porsche 911 GT3 Cup				
1	2:10.243B	44.101	45.997	40.145	124.9	2:10.243
2	5:01.793	3:46.442	42.854	32.497	55.6	7:12.036
3	1:46.227	31.521	42.484	32.222	157.8	8:58.263
4	1:46.562	31.799	42.335	32.428	157.3	10:44.825
5	1:46.004	31.390	42.312	32.302	158.2	12:30.829
6	1:46.934	31.683	43.046	32.205	156.8	14:17.763
7	1:46.088	31.582	42.464	32.042	158.0	16:03.851
8	1:45.772	31.466	42.104	32.202	158.5	17:49.623
9	1:53.858B	32.051	42.552	39.255	147.2	19:43.481
10	4:15.942	2:55.164	45.252	35.526	65.5	23:59.423
11	1:47.136	31.773	42.733	32.630	156.5	25:46.559
12	1:54.991B	31.596	43.088	40.307	145.8	27:41.550
13	4:44.153	3:25.012	44.476	34.665	59.0	32:25.703
14	1:46.021	31.899	42.336	31.786	158.1	34:11.724
15	1:45.077	31.231	42.047	31.799	159.6	35:56.801
16	1:45.225	31.413	42.173	31.639	159.3	37:42.026
17	1:45.178	31.195	42.196	31.787	159.4	39:27.204
18	1:45.228	31.250	42.010	31.968	159.3	41:12.432

31	Louis MERIC	FRA				
	Debard Automobiles by Racetivity	Porsche 911 GT3 Cup				
1	3:49.249	2:23.345	48.106	37.798	71.0	3:49.249
2	1:48.563	32.470	43.296	32.797	154.4	5:37.812
3	1:47.255	31.902	43.033	32.320	156.3	7:25.067
4	1:46.620	31.684	42.861	32.075	157.2	9:11.687
5	1:46.717	31.642	42.817	32.258	157.1	10:58.404
6	1:49.384	31.788	44.264	33.332	153.3	12:47.788
7	2:00.299B	31.670	46.064	42.565	139.4	14:48.087
8	6:46.957	5:28.612	43.593	34.752	41.2	21:35.044
9	1:46.616	31.681	42.681	32.254	157.2	23:21.660
10	1:48.572	32.342	43.527	32.703	154.4	25:10.232
11	1:47.517	31.668	43.134	32.715	155.9	26:57.749
12	2:00.371B	31.808	43.047	45.516	139.3	28:58.120
13	4:37.465	3:17.713	45.524	34.228	60.4	33:35.585
14	1:57.708	32.694	51.904	33.110	142.4	35:33.293
15	1:46.475	31.757	42.758	31.960	157.5	37:19.768
16	1:45.359	31.431	42.271	31.657	159.1	39:05.127
17	1:45.637	31.258	42.352	32.027	158.7	40:50.764

66	Gilles COLOMBANI	FRA				
	ABM	Porsche 911 GT3 Cup				
1	2:49.229B	1:14.125	48.477	46.627	96.1	2:49.229
2	2:31.980B	1:04.962	44.185	42.833	110.3	5:21.209
3	2:19.002	1:02.897	43.206	32.899	120.6	7:40.211

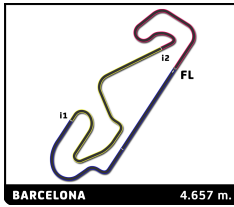


Porsche Carrera Cup France 4 Hours of Barcelona Free Practice 2

Sector Analysis

— Invalidated Lap ■ Personal Best ■ Session Best B Crossing the pit lane

Lap	Time	Sector 1	Sector 2	Sector 3	Kph	Elapsed	Lap	Time	Sector 1	Sector 2	Sector 3	Kph	Elapsed
4	1:48.231	32.119	43.263	32.849	154.9	9:28.442							
5	1:48.725	32.446	43.402	32.877	154.2	11:17.167							
6	1:48.072	31.944	43.476	32.652	155.1	13:05.239							
7	1:47.335	31.670	43.001	32.664	156.2	14:52.574							
8	1:47.559	31.698	43.132	32.729	155.9	16:40.133							
9	1:47.864	31.646	43.414	32.804	155.4	18:27.997							
10	1:47.948	32.042	43.297	32.609	155.3	20:15.945							
11	1:47.703	31.766	43.144	32.793	155.7	22:03.648							
12	1:48.492	32.033	43.436	33.023	154.5	23:52.140							
13	1:47.039	31.739	42.712	32.588	156.6	25:39.179							
14	1:47.810	32.105	42.945	32.760	155.5	27:26.989							
15	1:47.734	31.972	42.983	32.779	155.6	29:14.723							
16	<u>1:47.974</u>	32.091	43.265	<u>32.618</u>	155.3	31:02.697							
17	1:47.551	31.886	43.091	32.574	155.9	32:50.248							
18	2:14.656	31.876	1:08.853	33.927	124.5	35:04.904							
19	1:48.542	32.213	43.394	32.935	154.5	36:53.446							
20	1:48.866	31.773	43.935	33.158	154.0	38:42.312							
21	2:05.689B	32.266	43.817	49.606	133.4	40:48.001							
68	Manuel ALVES												
	LOB Motorsport												
1	2:41.304B	1:05.236	52.366	43.702	100.9	2:41.304							
2	3:06.097	1:43.032	48.931	34.134	90.1	5:47.401							
3	1:47.655	31.860	43.347	32.448	155.7	7:35.056							
4	1:59.521	37.843	49.086	32.592	140.3	9:34.577							
5	1:45.723	31.326	42.521	31.876	158.6	11:20.300							
6	1:45.776	31.378	42.260	32.138	158.5	13:06.076							
7	1:46.804	31.462	42.800	32.542	157.0	14:52.880							
8	1:54.605B	31.844	42.996	39.765	146.3	16:47.485							
9	12:22.698	...	51.074	35.506	22.6	29:10.183							
10	2:00.203	34.286	50.752	35.165	139.5	31:10.386							
11	1:46.347	31.784	42.688	31.875	157.6	32:56.733							
12	1:44.656	31.109	42.043	31.504	160.2	34:41.389							
13	1:45.514	31.278	42.142	32.094	158.9	36:26.903							
14	1:53.831	35.457	46.079	32.295	147.3	38:20.734							
15	1:45.779	31.432	42.418	31.929	158.5	40:06.513							
74	Marvin KLEIN												
	ABM												
1	2:00.841	43.312	44.495	33.034	134.6	2:00.841							
2	1:47.242	31.678	42.874	32.690	156.3	3:48.083							
3	1:53.140B	31.231	42.455	39.454	148.2	5:41.223							
4	<u>4:02.317</u> B	2:40.941	42.490	<u>38.886</u>	69.2	9:43.540							
5	<u>4:51.943</u>	3:37.454	42.536	<u>31.953</u>	57.4	14:35.483							
6	1:45.443	31.255	42.282	31.906	159.0	16:20.926							
7	1:52.455B	31.294	42.390	38.771	149.1	18:13.381							
8	4:35.605	3:20.734	42.586	32.285	60.8	22:48.986							
9	<u>1:53.996</u> B	31.393	44.033	<u>38.570</u>	147.1	24:42.982							
10	<u>4:52.782</u>	3:36.575	44.125	<u>32.082</u>	57.3	29:35.764							
11	1:44.875	31.293	42.116	31.466	159.9	31:20.639							
12	1:44.137	31.155	41.826	31.156	161.0	33:04.776							
13	1:47.053	31.238	44.487	31.328	156.6	34:51.829							
14	<u>1:44.535</u>	31.191	41.889	<u>31.455</u>	160.4	36:36.364							
15	1:56.281B	31.170	42.717	42.394	144.2	38:32.645							
16	2:32.474B	1:05.940	42.606	43.928	110.0	41:05.119							
81	Eric DEBARD												
	Debard Automobiles by Racetivity												
1	2:37.713	1:15.830	46.837	35.046	103.1	2:37.713							
2	<u>1:50.573</u>	33.354	44.043	<u>33.176</u>	151.6	4:28.286							
3	1:49.432	32.164	44.104	33.164	153.2	6:17.718							
4	1:47.969	32.151	43.012	32.806	155.3	8:05.687							
5	1:48.784	32.043	43.236	33.505	154.1	9:54.471							
6	1:59.918B	34.130	45.094	40.694	139.8	11:54.389							
7	4:26.486	3:05.447	46.694	34.345	62.9	16:20.875							
8	1:49.482	33.053	43.872	32.557	153.1	18:10.357							
9	1:47.270	32.136	42.794	32.340	156.3	19:57.627							
10	1:46.611	31.669	42.708	32.234	157.3	21:44.238							
11	1:46.432	31.662	42.362	32.408	157.5	23:30.670							
12	2:06.333B	35.850	48.794	41.689	132.7	25:37.003							
13	4:51.954	3:34.945	44.085	32.924	57.4	30:28.957							
14	1:47.857	32.085	43.468	32.304	155.4	32:16.814							
15	1:47.362	31.673	42.993	32.696	156.2	34:04.176							
16	2:01.587B	32.990	46.620	41.977	137.9	36:05.763							
17	3:37.830	2:22.133	43.214	32.483	77.0	39:43.593							
18	1:46.961	31.770	42.567	32.624	156.7	41:30.554							
88	Loic TEIRE												
	GP Racing Team												
1	3:03.630	1:37.784	50.373	35.473	88.6	3:03.630							
2	1:53.336	34.551	45.354	33.431	147.9	4:56.966							
3	1:48.281	32.092	43.533	32.656	154.8	6:45.247							
4	1:47.633	31.756	43.168	32.709	155.8	8:32.880							
5	1:47.291	31.665	42.975	32.651	156.3	10:20.171							
6	2:15.895B	49.370	44.881	41.644	123.4	12:36.066							
7	6:01.185	4:44.223	43.966	32.996	46.4	18:37.251							
8	1:59.228	31.803	53.753	33.672	140.6	20:36.479							
9	1:49.042	32.230	43.856	32.956	153.7	22:25.521							
10	1:49.781	32.167	43.705	33.909	152.7	24:15.302							
11	1:48.690	31.962	43.690	33.038	154.2	26:03.992							
12	1:58.755B	32.778	43.799	42.178	141.2	28:02.747							
13	8:43.338	7:26.433	43.786	33.119	32.0	36:46.085							
14	1:47.787	31.919	43.164	32.704	155.5	38:33.872							
15	1:48.607	31.944	43.809	32.854	154.4	40:22.479							
95	Gonçalo FERNANDES												
	LOB Motorsport												
1	2:36.771	1:12.989	48.346	35.436	103.8	2:36.771							
2	1:54.477	37.134	44.369	32.974	146.5	4:31.248							
3	2:04.526	33.167	55.934	35.425	134.6	6:35.774							
4	1:47.395	31.894	43.023	32.478	156.1	8:23.169							
5	1:46.650	31.578	42.609	32.463	157.2	10:09.819							
6	1:59.692B	33.153	42.765	43.774	140.1	12:09.511							
7	4:02.774	2:44.714	45.010	33.050	69.1	16:12.285							
8	2:32.748	31.908	1:26.517	34.323	109.8	18:45.033							
9	1:50.065	32.205	45.248	32.612	152.3	20:35.098							
10	<u>1:45.253</u>	31.218	42.239	<u>31.796</u>	159.3	22:20.351							
11	1:44.866	31.195	41.929	31.742	159.9	24:05.217							
12	1:57.824B	32.051	44.859	40.914	142.3	26:03.041							
13	5:55.539	4:40.663	42.785	32.091	47.2	31:58.580							
14	1:45.348	31.250	42.224	31.874	159.1	33:43.928							
15	1:45.372	31.235	42.163	31.974	159.1	35:29.300							



Porsche Carrera Cup France 4 Hours of Barcelona Free Practice 2

Sector Analysis

— Invalidated Lap ■ Personal Best ■ Session Best B Crossing the pit lane

Lap	Time	Sector 1	Sector 2	Sector 3	Kph	Elapsed	Lap	Time	Sector 1	Sector 2	Sector 3	Kph	Elapsed
16	1:45.876	31.234	42.616	32.026	158.3	37:15.176							
17	1:45.976	31.596	42.412	31.968	158.2	39:01.152							
18	1:45.948	31.334	42.257	32.357	158.2	40:47.100							