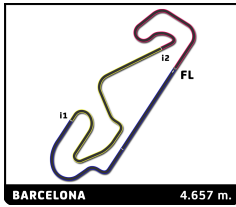


Porsche Carrera Cup France 4 Hours of Barcelona Race 2

Sector Analysis

— Invalidated Lap ■ Personal Best ■ Session Best B Crossing the pit lane

Lap	Time	Sector 1	Sector 2	Sector 3	Kph	Elapsed	Lap	Time	Sector 1	Sector 2	Sector 3	Kph	Elapsed
2 Hugo CHEVALIER FRA Debard Automobiles by Racetivity Porsche 911 GT3 Cup							1	<u>1:53.088</u>	37.098	43.745	<u>32.245</u>	143.8	1:53.088
1	1:57.402	39.528	44.681	33.193	138.6	1:57.402	2	<u>2:03.450</u>	31.558	52.723	<u>39.169</u>	135.8	3:56.538
2	2:06.861	32.218	55.434	39.209	132.2	4:04.263	3	2:55.996	45.794	1:12.783	57.419	95.3	6:52.534
3	2:55.982	46.161	1:11.932	57.889	95.3	7:00.245	4	3:05.260	1:01.052	1:10.336	53.872	90.5	9:57.794
4	3:04.689	1:01.886	1:08.672	54.131	90.8	10:04.934	5	2:46.303	1:00.515	1:02.362	43.426	100.8	12:44.097
5	2:42.890	59.650	1:02.816	40.424	102.9	12:47.824	6	1:47.779	32.506	43.014	32.259	155.6	14:31.876
6	1:46.307	31.581	42.370	32.356	157.7	14:34.131	7	1:46.799	31.499	42.846	32.454	157.0	16:18.675
7	1:46.648	31.681	42.590	32.377	157.2	16:20.779	8	1:46.894	31.949	42.875	32.070	156.8	18:05.569
8	1:46.225	31.597	42.453	32.175	157.8	18:07.004	9	1:47.918	31.775	43.356	32.787	155.4	19:53.487
9	1:46.123	31.225	42.663	32.235	158.0	19:53.127	10	1:46.251	31.498	42.573	32.180	157.8	21:39.738
10	1:45.365	31.176	42.204	31.985	159.1	21:38.492	11	1:46.479	31.532	42.620	32.327	157.5	23:26.217
11	1:45.835	31.369	42.272	32.194	158.4	23:24.327	12	1:46.664	31.438	42.935	32.291	157.2	25:12.881
12	1:46.084	31.395	42.515	<u>32.174</u>	158.0	25:10.411	13	1:51.434	31.507	44.674	35.253	150.4	27:04.315
13	1:51.833	31.369	44.576	35.888	149.9	27:02.244	14	3:16.598	46.704	1:24.215	1:05.679	85.3	30:20.913
14	3:15.974	46.091	1:24.333	1:05.550	85.5	30:18.218	15	3:09.340	1:05.012	1:12.796	51.532	88.5	33:30.253
15	3:10.976	1:04.924	1:13.432	52.620	87.8	33:29.194							
4 Florian LATORRE FRA 2B Autosport Porsche 911 GT3 Cup							1	1:54.540	37.670	44.171	32.699	142.0	1:54.540
1	1:50.670	35.983	42.810	31.877	147.0	1:50.670	2	2:04.624	31.727	52.895	40.002	134.5	3:59.164
2	2:00.540	31.804	50.872	37.864	139.1	3:51.210	3	2:55.397	44.845	1:12.946	57.606	95.6	6:54.561
3	2:57.397	47.342	1:12.935	57.120	94.5	6:48.607	4	3:05.402	1:00.483	1:10.618	54.301	90.4	9:59.963
4	3:04.411	1:01.153	1:09.888	53.370	90.9	9:53.018	5	<u>2:44.626</u>	59.961	1:02.296	<u>42.369</u>	101.8	12:44.589
5	<u>2:49.303</u>	1:01.669	1:02.509	<u>45.125</u>	99.0	12:42.321	6	<u>1:47.711</u>	<u>32.312</u>	43.188	32.211	155.6	14:32.300
6	1:46.365	31.942	42.479	31.944	157.6	14:28.686	7	1:46.542	31.537	42.648	32.357	157.4	16:18.842
7	1:47.067	31.798	43.228	32.041	156.6	16:15.753	8	1:45.903	31.370	42.390	32.143	158.3	18:04.745
8	1:46.204	31.398	42.721	32.085	157.9	18:01.957	9	1:46.082	31.497	42.314	32.271	158.0	19:50.827
9	1:45.972	31.410	42.530	32.032	158.2	19:47.929	10	1:45.846	31.598	42.379	31.869	158.4	21:36.673
10	1:46.071	31.513	42.559	31.999	158.1	21:34.000	11	1:45.269	31.258	42.203	31.808	159.3	23:21.942
11	1:45.957	31.389	42.513	32.055	158.2	23:19.957	12	<u>1:45.526</u>	31.250	42.338	<u>31.938</u>	158.9	25:07.468
12	1:45.992	31.295	42.627	32.070	158.2	25:05.949	13	1:53.568	31.376	45.418	36.774	147.6	27:01.036
13	1:52.705	31.432	44.939	36.334	148.8	26:58.654	14	3:16.596	46.443	1:24.237	1:05.916	85.3	30:17.632
14	3:16.190	46.572	1:24.011	1:05.607	85.5	30:14.844	15	3:11.383	1:04.286	1:14.262	52.835	87.6	33:29.015
15	3:13.285	1:05.215	1:14.380	53.690	86.7	33:28.129							
5 Frédéric LACORE FRA Racing Technology Porsche 911 GT3 Cup							1	1:55.531	38.452	44.593	32.486	140.8	1:55.531
1	1:58.967	39.901	45.667	33.399	136.7	1:58.967	2	2:04.967	31.612	53.569	39.786	134.2	4:00.498
2	2:10.583	32.141	58.512	39.930	128.4	4:09.550	3	2:55.796	46.129	1:11.963	57.704	95.4	6:56.294
3	2:57.679	45.095	1:12.457	1:00.127	94.4	7:07.229	4	3:05.145	1:00.104	1:10.607	54.434	90.6	10:01.439
4	3:04.023	1:00.456	1:10.808	52.759	91.1	10:11.252	5	2:43.856	59.794	1:02.569	41.493	102.3	12:45.295
5	<u>2:39.165</u>	59.777	59.833	<u>39.555</u>	105.3	12:50.417	6	1:48.275	32.340	43.299	32.636	154.8	14:33.570
6	1:49.422	32.195	44.286	32.941	153.2	14:39.839	7	<u>1:47.471</u>	31.754	42.897	<u>32.820</u>	156.0	16:21.041
7	1:48.587	31.806	44.014	32.767	154.4	16:28.426	8	1:46.820	31.578	42.891	32.351	156.9	18:07.861
8	1:48.734	31.850	43.897	32.987	154.2	18:17.160	9	1:47.356	31.501	43.007	32.848	156.2	19:55.217
9	1:48.533	32.055	43.647	32.831	154.5	20:05.693	10	<u>1:48.244</u>	32.157	42.974	<u>33.113</u>	154.9	21:43.461
10	1:48.221	31.746	43.560	32.915	154.9	21:53.914	11	<u>1:48.108</u>	31.583	42.817	33.708	155.1	23:31.569
11	1:48.540	31.885	43.625	33.030	154.5	23:42.454	12	1:47.493	31.612	43.237	32.644	156.0	25:19.062
12	1:51.537	32.075	44.220	35.242	150.3	25:33.991	13	1:55.401	32.141	46.690	36.570	145.3	27:14.463
13	2:01.121	33.845	49.321	37.955	138.4	27:35.112	14	3:08.466	38.073	1:24.344	1:06.049	89.0	30:22.929
14	2:55.189	37.790	1:09.532	1:07.867	95.7	30:30.301	15	3:07.889	1:05.403	1:11.753	50.733	89.2	33:30.818
15	3:06.617	1:03.651	1:11.419	51.547	89.8	33:36.918							
7 Jérôme BOULLERY FRA Racing Technology Porsche 911 GT3 Cup							1	1:53.771	37.439	43.846	32.486	143.0	1:53.771
1	1:53.771	37.439	43.846	32.486	143.0	1:53.771	2	2:04.386	31.641	52.836	39.909	134.8	3:58.157
2	2:04.386	31.641	52.836	39.909	134.8	3:58.157	3	2:55.496	45.162	1:12.753	57.581	95.5	6:53.653
3	2:55.496	45.162	1:12.753	57.581	95.5	6:53.653							



Porsche Carrera Cup France 4 Hours of Barcelona Race 2

Sector Analysis

— Invalidated Lap ■ Personal Best ■ Session Best B Crossing the pit lane

Lap	Time	Sector 1	Sector 2	Sector 3	Kph	Elapsed	Lap	Time	Sector 1	Sector 2	Sector 3	Kph	Elapsed
4	3:05.552	1:00.938	1:10.102	54.512	90.4	9:59.205	7	1:46.712	31.733	42.656	32.323	157.1	16:16.850
5	<u>2:45.130</u>	1:00.146	1:01.810	<u>43.174</u>	101.5	12:44.335	8	1:46.309	31.560	42.596	32.153	157.7	18:03.159
6	<u>1:47.044</u>	<u>31.980</u>	42.876	32.188	156.6	14:31.379	9	1:46.143	31.502	42.471	32.170	157.9	19:49.302
7	1:46.313	31.642	42.491	32.180	157.7	16:17.692	10	1:45.761	31.386	42.464	31.911	158.5	21:35.063
8	1:46.326	31.545	42.637	32.144	157.7	18:04.018	11	1:46.133	31.479	42.595	32.059	158.0	23:21.196
9	1:46.447	31.662	42.533	32.252	157.5	19:50.465	12	1:45.765	31.260	42.570	31.935	158.5	25:06.961
10	1:47.087	31.561	43.283	32.243	156.6	21:37.552	13	1:53.841	31.364	45.453	37.024	147.3	27:00.802
11	1:46.395	31.436	42.658	32.301	157.6	23:23.947	14	3:16.098	45.972	1:24.240	1:05.886	85.5	30:16.900
12	1:46.204	31.452	42.523	32.229	157.9	25:10.151	15	3:11.875	1:04.537	1:14.106	53.232	87.4	33:28.775
13	1:52.891	31.914	44.810	36.167	148.5	27:03.042							
14	3:16.253	46.238	1:24.042	1:05.973	85.4	30:19.295							
15	3:10.152	1:04.987	1:13.071	52.094	88.2	33:29.447							

15 Macéo CAPIETTO FRA						
Pierre Martinet by Alméras Porsche 911 GT3 Cup						
1	<u>1:50.552</u>	35.712	42.732	<u>32.108</u>	147.1	1:50.552
2	<u>1:59.135</u>	<u>31.709</u>	50.452	36.974	140.7	3:49.687
3	2:58.177	48.095	1:12.658	57.424	94.1	6:47.864
4	3:04.371	1:01.007	1:09.996	53.368	90.9	9:52.235
5	2:49.985	1:01.592	1:02.723	45.670	98.6	12:42.220
6	1:45.767	31.790	42.309	31.668	158.5	14:27.987
7	1:45.487	31.373	42.233	31.881	158.9	16:13.474
8	1:45.516	31.276	42.259	31.981	158.9	17:58.990
9	1:45.653	31.299	42.376	31.978	158.7	19:44.643
10	1:45.673	31.322	42.367	31.984	158.7	21:30.316
11	1:46.338	31.275	42.636	32.427	157.7	23:16.654
12	1:46.029	31.319	42.435	32.275	158.1	25:02.683
13	1:51.745	31.373	44.206	36.166	150.0	26:54.428
14	3:18.669	49.219	1:23.909	1:05.541	84.4	30:13.097
15	3:13.802	1:05.447	1:14.361	53.994	86.5	33:26.899

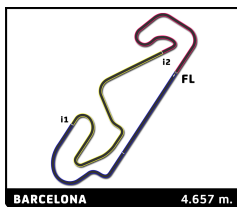
16 Paul CAUHAUPE FRA						
Martinet by Alméras Porsche 911 GT3 Cup						
1	<u>1:59.305</u>	40.027	44.643	<u>34.635</u>	136.4	1:59.305
2	2:11.066	32.027	59.261	39.778	127.9	4:10.371
3	2:57.767	45.229	1:11.652	1:00.886	94.3	7:08.138
4	3:04.367	1:00.551	1:10.558	53.258	90.9	10:12.505
5	2:38.220	59.046	1:00.148	39.026	106.0	12:50.725
6	<u>1:47.542</u>	32.310	43.055	<u>32.177</u>	155.9	14:38.267
7	1:46.361	31.581	42.656	32.124	157.6	16:24.628
8	1:47.123	31.694	42.851	32.578	156.5	18:11.751
9	1:46.344	31.589	42.471	32.284	157.7	19:58.095
10	1:46.709	31.869	42.789	32.051	157.1	21:44.804
11	1:47.022	31.315	42.683	33.024	156.7	23:31.826
12	1:47.522	31.735	43.173	32.614	155.9	25:19.348
13	1:56.079	32.079	47.540	36.460	144.4	27:15.427
14	3:08.598	38.019	1:24.050	1:06.529	88.9	30:24.025
15	3:07.827	1:05.541	1:11.469	50.817	89.3	33:31.852

17 Enzo JOULIE AND						
Martinet by Alméras Porsche 911 GT3 Cup						
1	1:52.219	37.051	43.202	31.966	145.0	1:52.219
2	2:03.477	31.535	52.415	39.527	135.8	3:55.696
3	2:55.814	45.402	1:13.050	57.362	95.4	6:51.510
4	3:05.421	1:01.155	1:09.820	54.446	90.4	9:56.931
5	2:46.625	1:00.473	1:02.131	44.021	100.6	12:43.556
6	1:46.582	31.803	42.630	32.149	157.3	14:30.138

21 Marc GUILLOT FRA						
ABM Porsche 911 GT3 Cup						
1	1:58.240	40.050	45.187	33.003	137.6	1:58.240
2	2:09.209	32.222	57.542	39.445	129.8	4:07.449
3	2:56.754	45.657	1:11.858	59.239	94.9	7:04.203
4	3:03.774	1:00.738	1:07.833	55.203	91.2	10:07.977
5	2:41.117	59.651	1:01.891	39.575	104.1	12:49.094
6	1:47.647	32.093	42.939	32.615	155.7	14:36.741
7	1:47.544	32.239	42.799	32.506	155.9	16:24.285
8	1:47.203	31.517	43.134	32.552	156.4	18:11.488
9	1:47.227	32.216	42.728	32.283	156.4	19:58.715
10	1:46.703	31.544	43.033	32.126	157.1	21:45.418
11	1:46.528	31.424	42.415	32.689	157.4	23:31.946
12	1:47.956	32.032	42.949	32.975	155.3	25:19.902
13	1:56.990	31.632	50.929	34.429	143.3	27:16.892
14	3:08.021	37.315	1:24.113	1:06.593	89.2	30:24.913
15	3:07.036	1:05.514	1:10.979	50.543	89.6	33:31.949

23 Dylan ESTRE FRA						
GP Racing Team Porsche 911 GT3 Cup						
1	<u>1:55.099</u>	38.038	44.004	<u>33.057</u>	141.3	1:55.099
2	2:06.045	32.071	54.447	39.527	133.0	4:01.144
3	2:55.781	46.312	1:11.642	57.827	95.4	6:56.925
4	3:05.231	1:00.461	1:10.448	54.322	90.5	10:02.156
5	2:43.286	59.755	1:02.747	40.784	102.7	12:45.442
6	<u>1:47.887</u>	32.027	43.262	<u>32.598</u>	155.4	14:33.329
7	1:47.184	31.810	42.831	32.543	156.4	16:20.513
8	1:47.000	31.398	42.762	32.840	156.7	18:07.513
9	1:47.473	31.614	43.085	32.774	156.0	19:54.986
10	1:48.115	32.171	43.066	32.878	155.1	21:43.101
11	1:47.902	31.770	42.893	33.239	155.4	23:31.003
12	1:47.939	31.610	43.528	32.801	155.3	25:18.942
13	1:55.179	32.066	46.553	36.560	145.6	27:14.121
14	3:08.316	38.027	1:24.221	1:06.068	89.0	30:22.437
15	3:08.180	1:05.399	1:11.683	51.098	89.1	33:30.617

27 Tio ELLINAS CYP						
Quanloop EST1 Racing Porsche 911 GT3 Cup						
1	1:51.849	36.659	43.061	32.129	145.4	1:51.849
2	2:02.419	31.519	51.628	39.272	136.9	3:54.268
3	2:55.621	46.158	1:12.879	56.584	95.5	6:49.889
4	3:05.885	1:01.446	1:10.235	54.204	90.2	9:55.774
5	<u>2:47.468</u>	1:00.438	1:02.722	<u>44.308</u>	100.1	12:43.242
6	<u>1:46.483</u>	<u>31.684</u>	42.721	<u>32.078</u>	157.4	14:29.725
7	1:46.609	31.649	42.754	32.206	157.3	16:16.334
8	1:46.168	31.484	42.512	32.172	157.9	18:02.502
9	1:46.049	31.480	42.482	32.087	158.1	19:48.551



Porsche Carrera Cup France 4 Hours of Barcelona Race 2

Sector Analysis

— Invalidated Lap ■ Personal Best ■ Session Best B Crossing the pit lane

Lap	Time	Sector 1	Sector 2	Sector 3	Kph	Elapsed	Lap	Time	Sector 1	Sector 2	Sector 3	Kph	Elapsed
10	1:46.002	31.343	42.545	32.114	158.2	21:34.553	1	<u>1:54.879</u>	37.719	43.979	33.181	141.6	1:54.879
11	<u>1:45.914</u>	31.401	42.372	<u>32.141</u>	158.3	23:20.467	2	2:04.834	31.810	53.384	39.640	134.3	3:59.713
12	1:46.068	31.255	42.567	32.246	158.1	25:06.535	3	2:55.634	45.028	1:13.229	57.377	95.5	6:55.347
13	1:52.641	31.315	44.858	36.468	148.8	26:59.176	4	3:05.483	1:00.477	1:10.624	54.382	90.4	10:00.830
14	3:16.491	46.748	1:24.023	1:05.720	85.3	30:15.667	5	2:44.019	59.975	1:02.524	41.520	102.2	12:44.849
15	3:12.707	1:05.079	1:14.168	53.460	87.0	33:28.374	6	1:48.149	32.161	43.486	32.502	155.0	14:32.998

31 Louis MERIC		FRA				
Debard Automobiles by Racetivity		Porsche 911 GT3 Cup				
1	1:57.673	39.642	44.891	33.140	138.2	1:57.673
2	2:08.107	32.665	56.529	38.913	130.9	4:05.780
3	2:56.497	46.216	1:12.150	58.131	95.0	7:02.277
4	3:04.371	1:01.461	1:08.396	54.514	90.9	10:06.648
5	2:42.276	59.345	1:02.690	40.241	103.3	12:48.924
6	<u>1:47.537</u>	31.950	42.993	32.594	155.9	14:36.461
7	<u>1:47.206</u>	32.112	42.799	32.295	156.4	16:23.667
8	1:46.864	31.650	43.113	32.101	156.9	18:10.531
9	1:46.324	31.365	42.684	32.275	157.7	19:56.855
10	1:46.910	31.425	42.685	32.800	156.8	21:43.765
11	1:47.403	31.570	42.995	32.838	156.1	23:31.168
12	1:46.729	31.733	42.778	32.218	157.1	25:17.897
13	1:49.537	31.460	44.242	33.835	153.1	27:07.434
14	3:14.410	44.173	1:24.322	1:05.915	86.2	30:21.844
15	3:08.550	1:05.192	1:12.083	51.275	88.9	33:30.394

66 Gilles COLOMBANI		FRA				
ABM		Porsche 911 GT3 Cup				
1	1:57.308	39.028	44.489	33.791	138.7	1:57.308
2	2:07.722	32.851	55.664	39.207	131.3	4:05.030
3	2:56.157	46.241	1:11.968	57.948	95.2	7:01.187
4	3:04.723	1:01.857	1:08.282	54.584	90.8	10:05.910
5	2:42.838	59.493	1:02.657	40.688	103.0	12:48.748
6	1:49.301	32.897	43.602	32.802	153.4	14:38.049
7	1:49.079	32.475	43.578	33.026	153.7	16:27.128
8	1:57.548	32.394	46.186	38.968	142.6	18:24.676
9	2:19.183B	35.665	48.774	54.744	120.5	20:43.859

67 Henry HASSID		FRA				
Pierre Martinet by Alméras		Porsche 911 GT3 Cup				
1	1:56.812	38.870	44.518	33.424	139.3	1:56.812
2	2:06.755	32.118	55.060	39.577	132.3	4:03.567
3	2:55.347	45.961	1:11.699	57.687	95.6	6:58.914
4	3:04.919	1:01.949	1:08.652	54.318	90.7	10:03.833
5	2:43.838	59.942	1:03.304	40.592	102.3	12:47.671
6	1:48.409	32.483	43.421	32.505	154.6	14:36.080
7	1:47.293	31.714	43.163	32.416	156.3	16:23.373
8	1:49.402	31.641	43.806	33.955	153.2	18:12.775
9	1:48.053	32.052	43.308	32.693	155.2	20:00.828
10	1:48.061	31.953	43.274	32.834	155.1	21:48.889
11	1:47.878	31.986	43.283	32.609	155.4	23:36.767
12	1:47.765	31.714	43.173	32.878	155.6	25:24.532
13	1:58.579	31.894	50.253	36.432	141.4	27:23.111
14	3:04.056	34.332	1:22.810	1:06.914	91.1	30:27.167
15	3:07.877	1:05.068	1:11.324	51.485	89.2	33:35.044

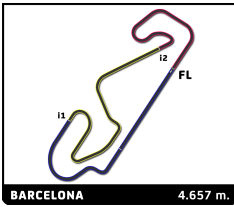
68 Manuel ALVES		POR				
LOB Motorsport		Porsche 911 GT3 Cup				
1	1:59.609	40.384	45.497	33.728	136.0	1:59.609
2	2:11.297	32.470	59.538	39.289	127.7	4:10.906
3	2:58.182	45.425	1:11.862	1:00.895	94.1	7:09.088

Lap	Time	Sector 1	Sector 2	Sector 3	Kph	Elapsed	Lap	Time	Sector 1	Sector 2	Sector 3	Kph	Elapsed
1	<u>1:54.879</u>	37.719	43.979	33.181	141.6	1:54.879	10	1:46.080	31.326	42.499	32.255	158.0	21:38.197
2	2:04.834	31.810	53.384	39.640	134.3	3:59.713	11	1:46.910	31.481	42.914	32.515	156.8	23:25.107
3	2:55.634	45.028	1:13.229	57.377	95.5	6:55.347	12	1:46.216	31.357	42.470	32.389	157.8	25:11.323
4	3:05.483	1:00.477	1:10.624	54.382	90.4	10:00.830	13	1:52.258	31.388	45.363	35.507	149.3	27:03.581
5	2:44.019	59.975	1:02.524	41.520	102.2	12:44.849	14	3:16.456	46.543	1:24.081	1:05.832	85.3	30:20.037
6	1:48.149	32.161	43.486	32.502	155.0	14:32.998	15	3:09.663	1:05.235	1:12.932	51.496	88.4	33:29.700
7	1:46.546	31.660	42.505	32.381	157.4	16:19.544							
8	1:46.631	31.582	42.646	32.403	157.2	18:06.175							
9	1:45.942	31.297	42.496	32.149	158.2	19:52.117							

74 Marvin KLEIN		FRA				
ABM		Porsche 911 GT3 Cup				
1	1:51.341	36.057	43.303	31.981	146.1	1:51.341
2	2:00.410	31.511	51.213	37.686	139.2	3:51.751
3	2:57.370	47.502	1:12.862	57.006	94.5	6:49.121
4	3:04.540	1:01.082	1:09.997	53.461	90.8	9:53.661
5	2:49.194	1:01.704	1:02.336	45.154	99.1	12:42.855
6	<u>1:46.014</u>	31.695	42.527	31.792	158.1	14:28.869
7	1:45.878	31.723	42.369	31.786	158.3	16:14.747
8	1:45.139	31.258	42.189	31.692	159.5	17:59.886
9	1:45.144	31.165	42.092	31.887	159.4	19:45.030
10	<u>1:45.584</u>	31.367	42.139	32.078	158.8	21:30.614
11	1:46.478	31.168	42.595	32.715	157.5	23:17.092
12	1:45.890	31.193	42.372	32.325	158.3	25:02.982
13	1:51.859	31.293	44.529	36.037	149.9	26:54.841
14	3:18.967	49.337	1:23.972	1:05.658	84.3	30:13.808
15	3:13.788	1:05.172	1:14.519	54.097	86.5	33:27.596

81 Eric DEBARD		FRA				
Debard Automobiles by Racetivity		Porsche 911 GT3 Cup				
1	1:58.109	39.156	45.100	33.853	137.7	1:58.109
2	2:10.400	32.784	57.852	39.764	128.6	4:08.509
3	2:57.251	45.393	1:12.118	59.740	94.6	7:05.760
4	3:04.523	1:01.073	1:10.299	53.151	90.9	10:10.283
5	2:39.628	58.610	1:01.548	39.470	105.0	12:49.911
6	1:49.528	32.435	44.424	32.669	153.1	14:39.439
7	1:48.414	31.917	43.591	32.906	154.6	16:27.853
8	1:48.033	31.867	43.601	32.565	155.2	18:15.886
9	1:47.992	31.899	43.237	32.856	155.2	20:03.878
10	1:47.743	31.985	43.074	32.684	155.6	21:51.621
11	1:47.473	31.735	43.225	32.513	156.0	23:39.094
12	1:47.337	31.623	42.986	32.728	156.2	25:26.431
13	1:58.204	31.754	49.359	37.091	141.8	27:24.635
14	3:04.125	34.814	1:21.708	1:07.603	91.1	30:28.760
15	3:06.635	1:04.505	1:11.008	51.122	89.8	33:35.395

88 Loic TEIRE		FRA				
GP Racing Team		Porsche 911 GT3 Cup				
1	1:59.609	40.384	45.497	33.728	136.0	1:59.609
2	2:11.297	32.470	59.538	39.289	127.7	4:10.906
3	2:58.182	45.425	1:11.862	1:00.895	94.1	7:09.088



Porsche Carrera Cup France 4 Hours of Barcelona Race 2

Sector Analysis

— Invalidated Lap ■ Personal Best ■ Session Best B Crossing the pit lane

Lap	Time	Sector 1	Sector 2	Sector 3	Kph	Elapsed	Lap	Time	Sector 1	Sector 2	Sector 3	Kph	Elapsed
4	3:03.902	1:01.199	1:09.622	53.081	91.2	10:12.990							
5	2:38.339	59.387	59.647	39.305	105.9	12:51.329							
6	1:49.136	32.443	43.655	33.038	153.6	14:40.465							
7	1:48.521	32.114	43.623	32.784	154.5	16:28.986							
8	1:48.926	31.979	44.359	32.588	153.9	18:17.912							
9	1:48.500	32.050	43.584	32.866	154.5	20:06.412							
10	1:48.553	32.156	43.539	32.858	154.4	21:54.965							
11	1:48.269	32.049	43.309	32.911	154.8	23:43.234							

95	Gonçalo FERNANDES						POR
	LOB Motorsport			Porsche 911 GT3 Cup			
1	1:56.505	38.017	44.973	33.515	139.6	1:56.505	
2	2:05.962	32.057	53.979	39.926	133.1	4:02.467	
3	2:55.449	45.789	1:11.796	57.864	95.6	6:57.916	
4	3:05.053	1:00.281	1:10.434	54.338	90.6	10:02.969	
5	2:42.717	59.664	1:03.093	39.960	103.0	12:45.686	
6	<u>1:48.353</u>	32.324	43.493	<u>32.536</u>	154.7	14:34.039	
7	<u>1:47.877</u>	<u>31.713</u>	43.600	32.564	155.4	16:21.916	
8	1:47.840	31.818	43.419	32.603	155.5	18:09.756	
9	1:48.163	31.807	43.662	32.694	155.0	19:57.919	
10	1:48.447	32.194	43.746	32.507	154.6	21:46.366	
11	1:47.642	31.854	43.114	32.674	155.7	23:34.008	
12	1:47.994	31.929	43.333	32.732	155.2	25:22.002	
13	1:57.019	31.830	49.685	35.504	143.3	27:19.021	
14	3:06.497	35.939	1:24.249	1:06.309	89.9	30:25.518	
15	3:06.776	1:05.559	1:11.040	50.177	89.8	33:32.294	